

Thirteenth Annual Report

of the

FLORIDA STATE RACING COMMISSION

to the

HONORABLE SPESSARD L. HOLLAND
GOVERNOR OF FLORIDA

FOR THE FISCAL YEAR ENDING
JUNE 30, 1944



A. M. BALFE, *Chairman*
HENRY S. BAYNARD, *Secretary*
LOUIS J. DAY, *Member*
J. L. SHARIT, *Member*
ROY L. PATIENCE, *Member*

F351.76s
W131

137h

FLORIDA STATE LIBRARY



GOVERNOR SPESSARD L. HOLLAND

Thirteenth Annual Report

of the

FLORIDA STATE RACING COMMISSION

to the


HONORABLE SPESSARD L. HOLLAND
GOVERNOR OF FLORIDA

FOR THE FISCAL YEAR ENDING

JUNE 30, 1944



A. M. BALFE, *Chairman*
HENRY S. BAYNARD, *Secretary*
LOUIS J. DAY, *Member*
J. L. SHARIT, *Member*
ROY L. PATIENCE, *Member*



July 1, 1944

His Excellency Spessard L. Holland,
Governor of the State of Florida,
Tallahassee, Florida.

Sir:

In compliance with Sub-section 2, Section 2 of Chapter 14832, Laws of Florida, Acts of 1931, as amended, the Florida State Racing Commission respectfully submits herewith its Thirteenth Annual Report for the period July 1, 1943 to June 30, 1944, inclusive.

The personnel of the Commission for the thirteenth fiscal year, the districts from which they served and the periods, both dates inclusive, are as follows:

Name	Congressional District	From:	To:
Henry S. Baynard	First	July 1, 1943 May 15, 1944	April 14, 1944 June 30, 1944
Louis J. Day	Second	July 1, 1943	June 30, 1944
J. L. Sharit	Third	July 1, 1943	June 30, 1944
Alex M. Balfe	Fourth	July 1, 1943	June 30, 1944
S. J. Hilburn	Fifth	July 1, 1943	Sept. 27, 1943
Roy L. Patience	Fifth	Nov. 8, 1943	June 30, 1944

S. J. Hilburn, of the Fifth Congressional District, who served the Commission and State's interests long and faithfully, died on the 27th day of September, 1943. Roy L. Patience was appointed to succeed Mr. Hilburn, and took office on November 8, 1943.

Henry S. Baynard resigned from the Commission on April 14, 1944, to run for State Senator from Pinellas County, and was re-appointed following the first primary, at which he was nominated to said office by the voters of said county.

The Commissioners selected Alex M. Balfe as Chairman and Henry S. Baynard as Secretary, and they served, respectively, in said capacities during the entire term of their service on the Commission above shown.

William C. Brooker served as Attorney for the Commission for the full period covered by this report.

All tracks licensed to conduct racing in Florida filed applications for racing dates for the 1943-1944 racing season in accordance with Law. Application for racing at the Hollywood Jockey Club, Inc., was made by L. M. Gerstel, Trustee in Bankruptcy of said Association. After exhaustive hearings and thorough consideration of said application and all evidence presented thereon the same was denied by the Commission on the 20th day of August, 1943. Open meetings were held in Miami, Florida, on July 24, 1943, and again on August 20, 1943, for the consideration of applications for racing dates. Representatives of all the tracks were present at the meetings at which their respective applications were considered. Each application and all evidence and arguments thereon were duly considered by the Commission. At the meeting on July 24, 1943, racing dates were allotted for the 1943-1944 racing season as follows:

Associated Outdoor Clubs, Inc. Tampa, Florida	Jan. 3, 1944 to April 15, 1944, inclusive, excluding Sundays (90 days)
Broward County Kennel Club, Inc. Hollywood, Florida	Dec. 25, 1943 to April 7, 1944, inclusive, excluding Sundays (90 days)
Fronton Exhibition Company Miami, Florida	Dec. 25, 1943 to April 7, 1944, inclusive, excluding Sundays (90 days)
Jacksonville Kennel Club, Inc. Jacksonville, Florida	Jan. 3, 1944 to April 15, 1944, inclusive, excluding Sundays (90 days)
Palm Beach Kennel Club, Inc. West Palm Beach, Florida	Jan. 5, 1944 to April 18, 1944, inclusive, excluding Sundays (90 days)
St. Petersburg Kennel Club St. Petersburg, Florida	Nov. 15, 1943 to Dec. 22, 1943, inclusive, excluding Sun- days; reopen Dec. 27, 1943 to March 1, 1944, inclusive, excluding Sundays (90 days)

At the meeting on August 20, 1943, racing dates were allotted for the 1943-1944 racing season as follows:

Biscayne Kennel Club, Inc. Miami, Florida	Feb. 29, 1944 to May 31, 1944, inclusive, excluding Sundays (80 days)
Gables Racing Association, Inc. Coral Gables, Florida	Dec. 15, 1943 to Jan. 6, 1944, inclusive, excluding Sun- days; reopen Mar. 6, 1944 to April 8, 1944, inclusive, ex- cluding Sundays (50 days)

Miami Beach Kennel Club, Inc.	Jan. 1, 1944 to April 10, 1944,
Miami Beach, Florida	inclusive, excluding Sundays (86 days)
Miami Jockey Club, Inc.	Jan. 7, 1944 to Mar. 4, 1944,
Hialeah, Florida	inclusive, excluding Sundays (50 days)
Sanford-Orlando Kennel Club, Inc.	Jan. 10, 1944 to Apr. 22, 1944,
Longwood, Florida	inclusive, excluding Sundays (90 days)
West Flagler Kennel Club, Inc.	Nov. 15, 1943 to Feb. 22, 1944,
Miami, Florida	inclusive, excluding Sundays (86 days)

By Act enacted at the 1943 session of the Florida Legislature the period of time for allowance of race meetings at horse and dog tracks was extended. The limitation to fifty (50) days at horse tracks and ninety (90) days at dog tracks, however, remained in effect. This permitted a wider and more equitable distribution of racing days. All tracks operated continuously for the period of time allotted except the Sanford-Orlando Kennel Club, Inc., where racing was interrupted without fault of said Association, from the 25th of February to the 3rd of March, 1944. By subsequent action the Commission extended racing at said track to the 28th day of April, 1944, affording said track the full period of ninety (90) days racing.

The following officials were duly appointed by the Florida State Racing Commission, qualified and served as representatives of the Commission for the 1943-1944 racing season:

A. J. "Jack" Cleary	Steward
Robert Kelly	Supervisor of Racing
Lynn M. Shaw	Supervisor of Registration
Dr. E. D. Clawson	Chief Veterinarian
Dr. Walter Volke	Chief Chemist

The personnel of the Miami office, position held and time employed were as follows:

Name	Position	From:	To:
W. W. Warner, Office Auditor		11- 1-43	4-20-44
Irving Harrington, Office Auditor		4-14-44	6-30-44
Jane Austin, Secretary		7- 1-43	3-31-44
Maude B. Johnston, Stenographer		11- 1-43	3-31-44
Maude B. Johnston, Secretary		4- 1-44	6-30-44
June S. Lindsley, Stenographer		11- 1-43	12-27-43
Helen Airright, Stenographer		12-28-43	4-29-44
Barbara Lytton, Stenographer		12-20-43	4-20-44
Victoria Holwey, Comptometer Operator		12-15-43	4-20-44

As required by law, an office was maintained throughout the year by the Commission in Tallahassee. However, as the work of the Commission is principally done at the Miami office, the personnel, space and equipment of the Tallahassee office has been reduced to the lowest practicable level. The office was kept open during the year by the following persons for the time, respectively, shown opposite their names:

Name	Position	From	To:
Laurie W. Mann,	Secretary.....	7-1-43	10-31-43
Mrs. Minnie Buckhalt,	Secretary.....	11-1-43	1-31-44
Mrs. Lollie P. Davis,	Secretary.....	2-1-43	6-30-44

The Commission highly commends its officials and office staff and all its employees for their loyalty to the Commission and for the efficient and conscientious manner in which their services were performed.

During the past fiscal year the Commission held eight official meetings. These meetings were held with reference to applications for racing dates, administrative matters, licensing of track officials, review of steward rulings and decisions, and to supervise the conduct of horse and dog race meetings and jai-alai exhibitions pursuant to its rules and State law. The meetings were held at the following designated cities and times:

Miami—July 23, 24, 1943.
 Jacksonville—August 20, 1943.
 Miami—December 14, 1943.
 Miami—January 8, 1944.
 Miami—February 3, 4, 5, 1944.
 Miami—February 12, 1944.
 Miami—March 2, 3, 4, 1944.
 Miami—April 7, 1944.

The Commission has been vigilant in detecting and preventing the stimulation of horses and dogs. The work of its Chief Veterinarian, Dr. E. D. Clawson, and its Chief Chemist, Dr. Walter Volke, has been highly effective and commendable.

The following is a summary of the tests made and results thereof during the season 1943-1944:

Horse Saliva	
Number of tests.....	807
Positive samples	0
Horse Urine	
Number of tests.....	126
Positive samples	1
Dog Urine	
Number of tests.....	1486
Positive samples	4

The small number of samples found to contain stimulants is a splendid testimonial of the preventative work done by these officials in this phase of supervision of racing by your Commission.

The Florida State Racing Commission expresses its appreciation of the cooperation it has received from racing associations during the year, and for their compliance with regulations of governmental agencies in the matter of transportation and saving of essential war materials.

The Commission has maintained a careful check of each of the race track associations to see that they have complied with the provision of the law which requires that 85% of all persons, except racing officials, employed at the race tracks, shall be citizens and residents of the State of Florida. Each of said associations has adhered strictly to the law in employing qualified Florida citizens and residents during their race meeting.

Members of the press have been very fair and cooperative in reporting the activities of racing in Florida and this attitude and assistance has contributed greatly to the success of racing during the past season.

The total attendance and the total amount wagered at the tracks and at the Fronton during the past season were as follows:

	Attendance	Amount Wagered
Horse tracks	720,108	\$56,335,063.00
Dog tracks	1,539,232	50,614,142.00
Jai-alai Fronton	199,593	2,612,764.00

The total revenue from the tax on attendance and pari-mutuel wagering during the past season was the greatest in the history of racing in Florida. It amounted to \$6,794,336.79, in contrast to the total revenue of \$4,360,665.68 in the previous high season, 1941-1942. That year is taken for comparison because it was the first season in which the 5% tax on pari-mutuel pools conducted at horse tracks in Florida was imposed and because the 1942-1943 season does not afford a fair comparison, racing in that season having been greatly curtailed on account of travel restrictions. However, the total attendance at the horse and dog tracks and at the Jai-Alai Fronton during the season just closed was less than during the 1941-1942 season. In that respect racing is still adversely affected by war conditions. The increased revenue resulted from heavier wagering.

In the following tables will be found more detailed statements of attendance and amounts wagered, and revenue from the tax thereon at the various horse and dog tracks and at the Jai-Alai Fronton.

Not only has the total revenue from racing in Florida been higher during the last season than ever before, but the cost of operation has been lower than in any previous year. Total expenditures for all State activities in connection with racing amounted to only 2.65% of the total amount of revenue collected. The average cost of operation for the three seasons during this administration, including the season 1942-1943, when the cost was proportionately high on account of curtailed operation and reduced revenue, is 4.19% of the average amount of total revenue for said years. This compares very favorably with the previous all-time average cost of operation of 10.96%.

Racing in Florida is primarily an attraction for out-of-state visitors, who contribute most of the revenue. No other source of taxation in Florida results in such substantial revenue to the State with so little imposition on its own citizens. This is an important source of revenue to the people of every community in the State, and racing affords an attraction to many tourists who find in it the type of entertainment they want. For these reasons racing should be fostered in every way legitimately practicable.

The Commission has been mindful of the recreational advantages of racing in the war program, and has exerted its best efforts to so conduct racing as to contribute to the entertainment and morale of our armed forces.

The Commission has been diligent in its supervision of racing. It has striven to increase the revenue from racing and at the same time promote public confidence in the sport. The Commission has been fully aware of the fact that while the amount of revenue from racing necessarily fluctuates with the amount of money wagered at the tracks, there is every indication that the continued improvement in the quality of racing contributes directly to increased revenue. So the Commission has been vigilant in detecting and eradicating bookmaking and other deleterious practices, and has fully and carefully exercised its supervisory jurisdiction in all other respects in the conduct of racing. It is the belief of the Commission that bookmaking has been greatly curtailed through its efforts, and that due to its surveillance the infraction of rules of racing has been almost eliminated. The Commission points with pride to its efficient record of clean and economical administration of racing. Here again the Commission wants to express its appreciation to the racing associations for their cooperation in the conduct of racing on a high plane.

While the Commission has strictly and rigidly enforced the statutes and rules pertaining to racing it has been fair in its dealings with all interested persons. Appeals and hearings have been freely granted to those charged with violations of the racing laws and rules, and no penalty has been imposed or sustained without due consideration of all the facts presented or ascertained.

**FLORIDA STATE RACING COMMISSION
COMPARATIVE DATA**

1948 SEASON

1948-1949 SEASON

State Revenue From Breaks	Total State Revenue	Track Comm. on Pari-Mutuel Sales	Track Revenue From Breaks	Distributed to Public	No. Racing Days	Sources of Racing Revenue GREYHOUND RACING Associations	No. Racing Days	Attendance	Pari-Mutuel Sales	Tax on Attendance	3% Comm. on Pari-Mutuel Sales	2% Comm. on Pari-Mutuel Sales	State Revenue From Breaks	Total State Revenue	Track Comm. on Pari-Mutuel Sales	Track Revenue From Breaks	Distributed to Public
SUMMER SEASON																	
7,821.62 \$	105,507.62 \$	221,508.72 \$	7,821.16 \$	1,516,459.20	97	Pensacola Kennel Club, Inc.....	85	41,270 \$	1,468,874.00 \$	4,127.00 \$	44,066.22 \$	29,377.48 \$	5,372.53 \$	82,943.23 \$	176,264.88 \$	5,372.09 \$	1,208,420.80
4,190.15	57,443.85	117,142.80	4,190.05	801,857.50	25	Volusia County Kennel Club, Inc...	85	169,072	4,044,174.00	16,907.20	121,325.22	80,883.48	16,880.12	235,996.02	485,300.88	16,879.70	3,322,904.60
12,011.77 \$	162,951.47 \$	338,651.52 \$	12,011.21 \$	2,318,316.70	122	TOTAL SUMMER SEASON.....	170	210,342 \$	5,513,048.00 \$	21,034.20 \$	165,391.44 \$	110,260.96 \$	22,252.65 \$	318,939.25 \$	661,565.76 \$	22,251.79 \$	4,531,325.40
WINTER SEASON																	
18,291.48 \$	345,556.93 \$	741,473.64 \$	18,290.93 \$	5,091,943.60	90	Associated Out-Door Clubs, Inc.....	90	199,167 \$	6,010,663.00 \$	19,916.70 \$	180,319.89 \$	120,213.26 \$	17,890.60 \$	338,340.45 \$	721,279.56 \$	17,890.19 \$	4,953,069.50
45,361.56	685,521.76	1,437,331.92	45,361.12	9,850,823.10	82	Biscayne Kennel Club, Inc.....	85	433,487	11,623,053.00	43,348.70	348,691.59	232,461.06	44,106.95	668,608.30	1,394,766.36	44,106.54	9,558,920.50
29,461.71	459,663.21	965,244.96	29,461.23	6,617,354.70	88	Broward County Kennel Club, Inc.	90	339,545	8,968,920.00	33,954.50	269,067.60	179,378.40	30,834.06	513,234.56	1,076,270.40	30,833.64	7,382,535.90
13,779.78	212,304.58	448,736.16	13,779.26	3,076,199.40	86	Jacksonville Kennel Club, Inc.....	89	114,668	3,334,127.00	11,466.80	100,023.81	66,682.54	16,934.06	195,107.21	400,095.24	16,933.65	2,733,457.70
36,069.37	669,129.97	1,419,104.64	36,068.89	9,743,335.50	85	Miami Beach Kennel Club, Inc.....	85	422,206	11,661,444.00	42,220.60	349,843.32	233,228.88	37,018.95	662,311.75	1,399,373.28	37,018.47	9,604,961.10
8,994.72	136,668.27	288,498.36	8,994.27	1,977,458.00	74	Orange Park Kennel Club, Inc.....	80	74,353	2,234,787.00	7,435.30	67,043.61	44,695.74	10,313.95	129,488.60	268,174.44	10,313.56	1,834,245.70
16,176.27	266,898.52	555,379.80	16,175.78	3,809,024.90	90	Palm Beach Kennel Club, Inc.....	90	196,190	5,006,804.00	22,200.60	150,204.12	100,136.08	17,090.75	289,631.55	600,816.48	17,090.27	4,121,466.30
11,735.37	159,442.07	332,485.20	11,734.93	2,276,219.00	90	Sanford-Orlando Kennel Club, Inc.	90	101,554	2,704,378.00	10,155.40	81,131.34	54,087.56	10,177.62	155,551.92	324,525.36	10,177.12	2,224,279.00
7,324.24	130,852.99	286,000.92	7,323.79	1,963,525.00	72	Sarasota Kennel Club, Inc.....	100	53,062	3,011,500.00	5,306.20	90,345.00	60,230.00	8,582.05	164,463.25	361,380.00	8,581.45	2,482,381.50
32,013.73	480,326.23	1,007,841.60	32,013.17	6,906,877.50	90	St. Petersburg Kennel Club, Inc.....	90	336,478	9,214,049.00	33,647.80	276,421.47	184,280.98	34,595.23	528,945.48	1,105,685.88	34,594.64	7,578,470.80
44,782.59	724,598.69	1,517,618.40	44,782.11	10,407,295.90	81	West Flagler Kennel Club, Inc.....	85	508,515	12,171,719.00	50,851.50	365,151.57	243,434.38	44,674.10	704,111.55	1,460,606.28	44,673.67	10,013,179.00
263,990.82 \$	4,270,963.22 \$	8,999,715.60 \$	263,985.48 \$	61,720,056.60	928	TOTAL WINTER SEASON.....	974	2,779,225 \$	75,941,444.00 \$	280,504.10 \$	2,278,243.32 \$	1,518,828.88 \$	272,218.32 \$	4,349,794.62 \$	9,112,973.28 \$	272,213.20 \$	62,486,967.00
TOTAL GREYHOUND TRACKS																	
276,002.59 \$	4,433,914.69 \$	9,338,367.12 \$	275,996.69 \$	64,038,373.30	1,050	Summer and Winter Seasons.....	1,144	2,989,567 \$	81,454,492.00 \$	301,538.30 \$	2,443,634.76 \$	1,629,089.84 \$	294,470.97 \$	4,668,733.87 \$	9,774,539.04 \$	294,464.99 \$	67,018,292.40
17,396.02 \$	310,236.07 \$	616,509.00 \$	17,395.53 \$	4,229,395.70	100	Jai-Alai Fronton	100	337,341 \$	4,586,187.00 \$	33,734.10 \$	137,585.61 \$	91,723.74 \$	15,004.11 \$	278,047.56 \$	550,342.44 \$	15,003.60 \$	3,776,527.50
TOTAL GREYHOUND TRACKS AND FRONTON																	
293,398.61 \$	4,744,150.76 \$	9,954,876.12 \$	293,392.22 \$	68,267,769.00	1,150		1,244	3,326,908 \$	86,040,679.00 \$	335,272.40 \$	2,581,220.37 \$	1,720,813.58 \$	309,475.08 \$	4,946,781.43 \$	10,324,881.48 \$	309,468.59 \$	70,794,819.90
HORSE RACING ASSOCIATIONS																	
155,979.30 \$	2,081,504.65 \$	1,631,089.81		19,650,111.25	40	Gables Racing Association, Inc.....	40	285,685 \$	18,682,943.00 \$	55,373.71 \$	560,488.29 \$	934,147.15 \$	121,540.20 \$	1,671,549.35 \$	1,307,806.01		15,758,961.35
160,474.50	2,192,328.89	1,718,652.32		20,708,875.10	38	Gulfstream Park Racing A'n., Inc.	40	362,941	26,692,985.00	63,770.54	800,789.55	1,334,649.25	173,325.85	2,372,535.19	1,868,508.95		22,515,711.40
321,991.35	4,024,579.17	3,136,435.33		37,763,294.80	40	Hialeah Race Course, Inc.....	40	577,077	42,662,025.00	117,026.33	1,279,860.75	2,133,101.25	277,341.90	3,807,330.23	2,986,341.75		35,985,379.35
36,206.55	448,354.50	352,140.74		4,239,788.15	50	Sunshine Park Racing Ass'n, Inc.	40	88,427	4,093,104.00	10,202.73	122,793.12	204,655.20	32,501.60	370,152.65	286,517.28		3,446,636.80
674,651.70 \$	8,746,767.21 \$	6,838,318.20		82,362,069.30	168	TOTAL HORSE TRACKS.....	160	1,314,130 \$	92,131,057.00 \$	246,373.31 \$	2,763,931.71 \$	4,606,552.85 \$	604,709.55 \$	8,221,567.42 \$	6,449,173.99		77,706,688.90
968,050.31 \$	13,490,917.97 \$	16,793,194.32 \$	293,392.22 \$	150,629,838.30	1,318	TOTAL ALL TRACKS.....	1,404	4,641,038 \$	178,171,736.00 \$	581,645.71 \$	5,345,152.08 \$	6,327,366.43 \$	914,184.63 \$	13,168,348.85 \$	16,774,055.47 \$	309,468.59 \$	148,501,508.30
OTHER INCOME																	
\$ 44,000.30						Occupational Licenses								\$ 44,996.50			
4,956.00						Greyhound Registrations								4,930.00			
1,390.00						Assumed Name Registrations								1,530.00			
1,080.00						Color Registrations								1,125.00			
63.00						Miscellaneous Income								1,530.99			
\$ 51,489.30						TOTAL OTHER INCOME								\$ 54,112.49			
\$13,542,407.27						GRAND TOTAL RECEIPTS								\$13,222,461.34			

STATEMENT — RECEIPTS AND DISBURSEMENTS

July 1, 1943 to June 30, 1944, Inclusive

RECEIPTS

Admission Tax:

Dog Tracks	\$ 154,413.02
Jai-Alai Fronton	19,959.30
Horse Tracks	<u>123,569.35</u>
	\$ 297,941.67

Commission on Pari-Mutuel Sales:

Dog Tracks 3%	\$1,518,424.26
Jai-Alai Fronton 3%	78,407.52
Horse Tracks 3%	1,690,051.89
Horse Tracks 5%	2,816,753.15
Horse Tracks (Breakage)	<u>392,758.30</u>
	\$6,496,395.12
	<u>\$6,794,336.79</u>

Occupational Licenses	\$ 26,344.00
Greyhound Registrations	2,123.00
Assumed Name Registrations	700.00
Color Registrations	557.00
Miscellaneous Receipts	<u>211.93</u>
	\$ 29,935.93

TOTAL Receipts for Current Season	\$6,824,272.72
Balance on Hand July 1, 1943	19,438.74
Prior Year's Warrants Cancelled and Restored	<u>4,034.46</u>
TOTAL Available and to be Accounted for	<u>\$6,847,745.92</u>

DISBURSEMENTS

Disbursements by Racing Commission:

Salaries:

Commissioners	\$13,450.00	
Commission Attorney	3,000.00	
	<u>16,450.00</u>	\$ 16,450.00
General Office Weekly	\$15,565.00	
General Office Monthly	4,052.04	
	<u>19,617.04</u>	\$ 19,617.04
Laboratory	\$ 7,172.15	\$ 7,172.15

Track Supervision:

Dog Racing Associations	\$86,029.80	
Jai-Alai Fronton	7,886.00	
Horse Racing Associations	31,528.50	
	<u>125,444.30</u>	\$ 125,444.30

TOTAL SALARIES **\$ 168,683.49**

Traveling Expenses:

Commissioners	\$ 2,849.55	
Commission Attorney	239.29	
Employees	1,090.78	
	<u>4,179.62</u>	\$ 4,179.62

Miscellaneous Expenses:

Bond Premiums	\$ 206.59
Freight and Express	325.34
Laboratory Expense and Supplies	902.79
Miscellaneous Expense	5.00
Miscellaneous Office Expense	342.77
Occupational License Fees	1,601.00
Postage	375.00
Rental—Miami Office	1,200.00
Rental—Laboratory	600.00
Rental—Equipment	16.30
Stationery, Printing & Office Supplies	1,276.45
Telephone	1,194.86
Telegraph	<u>105.88</u>

Total Miscellaneous Expense **\$ 8,151.98**

TOTAL DISBURSED BY COMMISSION **\$ 181,015.09**

Disbursed to Counties 3,318,300.00

To State General Fund, Chapter 20890,
Acts of 1941 204,728.73

To Old-Age Assistance Tax Fund 3,113,226.10

GRAND TOTAL DISBURSEMENTS **\$6,817,269.92**

Balance on Hand State Racing (June 30, 1944) 30,476.00

TOTAL ACCOUNTED FOR **\$6,847,745.92**

COMPARISON OF TRAVELING EXPENSES

	1943-44 SEASON	1941-42 SEASON	INCREASE	DECREASE
Commissioners	\$2,849.55	\$ 4,720.22		\$1,870.67
Commission Attorney	239.29	474.37		235.08
Employees	1,090.78	1,991.43		900.65
	<u>\$4,179.62</u>	<u>\$7,186.02</u>		<u>\$3,006.40</u>

COMPARISON OF MISCELLANEOUS EXPENSES


	1943-44 SEASON	1941-42 SEASON	INCREASE	DECREASE
Bond Premiums	\$ 206.59	\$ 187.50	\$19.09	
Freight and Express.....	325.34	341.65		\$ 16.31
Furniture and Fixtures.....		425.37		425.37
Insurance Premiums		1,798.27		1,798.27
Laboratory Furniture and Fixtures		1,182.23		1,182.23
Laboratory Expense and Supplies	902.79	2,349.37		1,446.58
Miscellaneous Expense.....	5.00		5.00	
Miscellaneous Office Expense	342.77	1,095.83		753.06
Occupational License Fees	1,601.00	1,756.25		155.25
Postage	375.00	800.00		425.00
Refunds		91.00		91.00
Rental—Miami Office	1,200.00	1,920.00		720.00
Rental—Laboratory	600.00	400.00	200.00	
Rental—Tallahassee Office		862.50		862.50
Rental—Store Room		50.00		50.00
Rental—Equipment	16.30	128.00		111.70
Stationery, Printing and Office Supplies	1,276.45	2,619.58		1,343.13
Telephone	1,194.86	1,154.63	40.23	
Telegraph	105.88	296.33		190.45
	<u>\$8,151.98</u>	<u>\$17,458.51</u>		<u>\$9,306.53</u>


NOTE: The season 1941-42 was used for comparison with the present season due to the fact that the 1942-43 season was greatly curtailed as a result of the war and therefore could not be used as a basis of comparison.

COMPARISON OF 1943-1944 AND 1941-1942 PAYROLLS

No. of Employees 1943-44	No. of Days 1943-44	No. of Employees 1941-42	No. of Days 1941-42	NAME OF TRACK	AMOUNT OF PAYROLL		Reduction in Pay Roll	Percentage of Reduction
					1943-44	1941-42		
14	90	17	90	Associated	\$ 11,771.00	\$13,925.00	\$ 2,154.00	15.47%
12	80	16	82	Biscayne	9,028.00	11,924.00	2,896.00	24.29%
10	90	13	90	Broward	8,852.00	10,867.00	2,015.00	18.54%
12	90	14	90	Jacksonville	9,946.00	11,862.00	1,936.00	16.29%
12	86	15	82	Miami Beach	9,520.00	11,188.00	1,668.00	14.91%
9	90	13	90	Palm Beach	8,204.00	10,728.00	2,524.00	23.53%
11	90	16	90	Sanford-Orlando	9,378.00	12,544.00	3,166.00	25.24%
12	90	17	90	St. Petersburg	10,178.60	13,844.00	3,665.20	26.48%
11	86	13	82	West Flagler	9,152.00	9,930.00	778.00	07.83%
103	792	134	786	Total Dog Tracks	\$ 86,029.80	\$106,832.00	\$20,802.20	19.47%
9	90	12	90	Fronton	7,866.00	9,672.00	1,786.00	18.47%
112	882	146	876	Dog Tracks and Fronton	\$ 93,915.80	\$116,504.00	\$22,588.20	19.39%
28	50	42	50	Gables (Tropical)	14,480.00	18,945.00	4,465.00	23.57%
36	50	59	46	Miami Jockey Club (Hialeah)	17,048.50	23,392.00	6,343.50	27.12%
176	982	247	972	ALL TRACKS	\$125,444.30	\$158,641.00	\$33,396.70	21.03%
SUPERVISION, OFFICE AND LABORATORY								
				Supervision and General Office Weekly	\$ 15,565.00	\$ 11,313.18	(\$ 4,251.82)	(27.32) %
				Supervision and General Office Monthly	4,052.04	8,386.00	4,333.96	51.68 %
				Total Supervision and Office	\$ 19,617.04	\$ 19,699.18	82.14	00.42 %
				Laboratory	7,172.15	6,927.49	(244.66)	(03.41) %
				Total Supervision, Office and Laboratory	\$ 26,789.19	\$ 26,626.67	(162.52)	(00.61) %
				ALL TRACKS, SUPERVISION, OFFICE AND LABORATORY	\$152,233.49	\$185,467.67	\$33,234.18	17.92 %

NOTE: Laboratory and office payrolls increased by reason of the extension of the racing season. The 1941-42 season was used for comparison with the present season due to the fact that the 1942-43 season was greatly curtailed as a result of the war and therefore could not be used as a basis of comparison.





ASSOCIATED OUTDOOR CLUBS, INC.

Tampa, Florida

Officers

WM. H. JOHNSTON, *President*

2844 Lydia Street
Jacksonville, Fla.

C. M. IBOLD, *Vice-President*
825 Central Avenue
Cincinnati, Ohio

HARRY M. HATER, *Treasurer*
2438 Beekman Street
Cincinnati, Ohio

R. J. HART, *Secretary*
Miami, Florida

Directors

WM. H. JOHNSTON

CARL IBOLD

O. J. ELLIS

E. A. ROULEAU

JOHN ECKERLE

ASSOCIATED OUTDOOR CLUBS, INC.

90 Racing Days—January 3, 1944 to April 15, 1944, Inc.—105 Performances

Pari-Mutuel Handle.....\$6,069,900.00
 Average Performance Handle..... 57,808.00
 Average Wager per Capita..... 45.01

Total Attendance..... 134,854
 Average Performance Attendance..... 1,284

STATE REVENUE

3% on P-M Handle.....\$ 182,097.00
 Admission Tax 13,485.40
 \$ 195,582.40
 Occupational Licenses..... 1,136.00
 Assumed Names 40.00
 Total State Revenue.....\$ 196,758.40

TRACK REVENUE FROM P-M HANDLE

12% of P-M Handle.....\$ 728,388.00
 Breaks (0.68%) 41,380.10
 \$ 769,768.10
 Distributed to Public (84.32%).....\$5,118,034.90
 Percentage of Daily Double to Total Pool..... 9.85%
 Percentage of Quiniela to Total Pool..... 58.12%

19

Pool Classification	Amount Wagered	\$5.00 Wagers		\$2.00 Wagers	
		Number	Amount	Number	Amount
Daily Double.....	\$ 598,116.00			299,058	\$ 598,116.00
Quiniela	3,527,556.00			1,763,778	3,527,556.00
Straight	799,870.00	58,224	\$291,120.00	254,375	508,750.00
Place	621,386.00	36,234	181,170.00	220,108	440,216.00
Show	522,972.00	21,842	109,210.00	206,881	413,762.00
Total	\$6,069,900.00	116,300	\$581,500.00	2,744,200	\$5,488,400.00

U

BISCAYNE KENNEL CLUB, INC.
Hippodrome Building
Miami, Florida

Officers

T. R. KNIGHT, *President and Treasurer*
El Comodoro Hotel
Miami, Florida

20

J. C. KNIGHT, *Vice-President*
2467 S. W. 5th Street
Miami, Florida

BEN T. COSTELLO, *Secretary*
1126 Milan Avenue
Coral Gables, Florida

Directors

T. R. KNIGHT
BEN T. COSTELLO

J. C. KNIGHT
THOS. C. GRAY

BISCAYNE KENNEL CLUB, INC.

80 Racing Days—February 24, 1944, to May 31, 1944, Inc.—80 Performances

Pari-Mutuel Handle.....\$7,703,642.00
 Average Performance Handle..... 96,295.00
 Average Wager per Capita..... 34.39

Total Attendance 223,962
 Average Performance Attendance..... 2,799

STATE REVENUE

3% on P-M Handle.....\$ 231,109.26
 Admission Tax 22,396.20

 \$ 253,505.46
 Occupational Licenses 1,280.75

 Total State Revenue.....\$ 254,786.21

TRACK REVENUE FROM P-M HANDLE

12% of P-M Handle.....\$ 924,437.04
 Breaks (0.82%) 63,448.40

 \$ 987,885.44
 Distributed to Public (84.18%).....\$6,484,647.30
 Percentage of Daily Double to Total Pool..... 3.32%
 Percentage of Quiniela to Total Pool..... 54.83%

21

Pool Classification	Amount Wagered	\$5.00 Wagers		\$2.00 Wagers	
		Number	Amount	Number	Amount
Daily Double	\$ 255,746.00			127,873	\$ 255,746.00
Quiniela	4,224,224.00			2,112,112	4,224,224.00
Straight	1,438,515.00	124,333	\$ 621,665.00	408,425	816,850.00
Place	862,988.00	52,196	260,980.00	301,004	602,008.00
Show	922,169.00	46,795	233,975.00	344,097	688,194.00
Total	\$7,703,642.00	223,324	\$1,116,620.00	3,293,511	\$6,587,022.00

BROWARD COUNTY KENNEL CLUB, INC.

Hollywood, Florida

Officers

G. J. McCURRY, *President*

Polk Street

Hollywood, Florida

WILLIAM J. SYMS, *Vice-President*

Harrison Street

Hollywood, Florida

J. E. GALLAGHER, *Secretary-Treasurer*

Madison Street

Hollywood, Florida

Directors

G. J. McCURRY

J. E. GALLAGHER

WILLIAM J. SYMS

BROWARD COUNTY KENNEL CLUB, INC.

90 Racing Days—December 25, 1943 to April 7, 1944, Inc.—90 Performances

Pari-Mutuel Handle.....\$3,563,194.00
 Average Performance Handle..... 39,591.00
 Average Wager per Capita..... 31.44

STATE REVENUE

3% on P-M Handle\$ 106,895.82
 Admission Tax 11,331.90

\$ 118,227.72

Occupational Licenses\$ 1,180.25
 Assumed Names 10.00

Total State Revenue.....\$ 119,417.97

Total Attendance..... 113,319
 Average Performance Attendance..... 1,259

TRACK REVENUE FROM P-M HANDLE

12% of P-M Handle.....\$ 427,583.28
 Breaks (1.01%) 36,157.60

\$ 463,740.88

Distributed to Public (83.99%).....\$2,992,557.30

Percentage of Daily Double to Total Pool..... 3.51%

Percentage of Quiniela to Total Pool..... 48.48%

Pool Classification	Amount Wagered	\$5.00 Wagers		\$2.00 Wagers		\$1.00 Wagers	
		Number	Amount	Number	Amount	Number	Amount
Daily Double.....	\$ 125,132.00			62,566	\$ 125,132.00		
Quiniela	1,727,580.00			863,790	1,727,580.00		
Straight	774,923.00	65,069	\$325,345.00	160,921	321,842.00	127,736	\$ 127,736.00
Place	467,095.00	27,343	136,715.00	101,322	202,644.00	127,736	127,736.00
Show	468,464.00	18,466	92,330.00	124,199	248,398.00	127,736	127,736.00
Total	\$3,563,194.00	110,878	\$554,390.00	1,312,798	\$2,625,596.00	383,208	\$ 383,208.00

JACKSONVILLE KENNEL CLUB, INC.

Jacksonville, Florida

Officers

WILLIAM H. JOHNSTON, *President*

2844 Lydia Street

Jacksonville, Florida

L. W. JENNINGS, *Vice-President*

316 Law Exchange Bldg.

Jacksonville, Florida

R. J. HART, *Secretary-Treasurer*

1390 S. W. 17th Street

Miami, Florida

Directors

WILLIAM H. JOHNSTON

R. J. HART

L. W. JENNINGS

H. F. SCHULTZ

JACKSONVILLE KENNEL CLUB, INC.

90 Racing Days—January 3, 1944 to April 15, 1944, Inc.—92 Performances

Pari-Mutuel Handle.....\$5,617,485.00
 Average Performance Handle..... 61,059.00
 Average Wager Per Capita..... 35.93

STATE REVENUE

3% on P-M Handle.....\$ 168,524.55
 Admission Tax 15,636.60

 \$ 184,161.15
 Occupational Licenses\$ 1,022.00

 Total State Revenue.....\$ 185,183.15

Total Attendance 156,366
 Average Performance Attendance..... 1,700

TRACK REVENUE FROM P-M HANDLE

12% of P-M Handle.....\$ 674,098.20
 Breaks (1.12%) 62,663.95

 \$ 736,762.15

Distributed to Public (83.88%).....\$4,712,198.30
 Percentage of Daily Double to Total Pool..... 11.16%
 Percentage of Quiniela to Total Pool..... 15.11%

Pool Classification	Amount Wagered	\$5.00 Wagers		\$2.00 Wagers	
		Number	Amount	Number	Amount
Daily Double.....	\$ 652,294.00			326,147	\$ 652,294.00
Quiniela	848,798.00			424,399	848,798.00
Straight	1,960,107.00	151,849	\$ 759,245.00	600,431	1,200,862.00
Place	1,304,747.00	82,175	410,875.00	446,936	893,872.00
Show	851,539.00	41,221	206,105.00	322,717	645,434.00
Total	\$5,617,485.00	275,245	\$1,376,225.00	2,120,630	\$4,241,260.00

MIAMI BEACH KENNEL CLUB, INC.

Miami Beach, Florida

Officers

C. W. BIDWILL, *President*

Chicago, Illinois

A. J. HENDERSON, *Vice-President*

Miami, Florida

JOHN R. JOHNSTON, *Secretary-Treasurer*

Tulsa, Oklahoma

Directors

C. W. BIDWILL

WILLIAM GARDNER

A. J. HENDERSON

JOHN R. JOHNSTON

MIAMI BEACH KENNEL CLUB, INC.

86 Racing Days—January 1, 1944 to April 10, 1944, Inc.—86 Performances

Pari-Mutuel Handle\$9,020,888.00
 Average Performance Handle..... 104,894.00
 Average Wager Per Capita..... 29.12

STATE REVENUE

3% on P-M Handle.....\$ 270,626.64
 Admission Tax 30,974.30
 \$ 301,600.94
 Occupational Licenses 1,605.50
 Total State Revenue.....\$ 303,206.44

Total Attendance 309,743
 Average Performance Attendance..... 3,602

TRACK REVENUE FROM P-M HANDLE

12% of P-M Handle.....\$1,082,506.56
 Breaks (0.69%) 62,280.40
 \$1,144,786.96
 Distributed to Public (84.31%).....\$7,605,474.40
 Percentage of Daily Double to Total Pool..... 3.19%
 Percentage of Quiniela to Total Pool..... 56.15%

27

Pool Classification	Amount Wagered	\$5.00 Wagers		\$2.00 Wagers	
		Number	Amount	Number	Amount
Daily Double.....	\$ 288,016.00			144,008	\$ 288,016.00
Quiniela	5,065,168.00			2,532,584	5,065,168.00
Straight	1,690,234.00	126,942	\$ 634,710.00	527,762	1,055,524.00
Place	1,007,102.00	53,706	268,530.00	369,286	738,572.00
Show	970,368.00	42,824	214,120.00	378,124	756,248.00
Total	\$9,020,888.00	223,472	\$1,117,360.00	3,951,764	\$7,903,528.00

PALM BEACH KENNEL CLUB, INC.

West Palm Beach, Florida

Officers

J. STOCKTON BRYAN, *President and Treasurer*

133 Seaspray

Palm Beach, Florida

H. PHIL BRYAN, *Vice President and Secretary*

Graham Circle

West Palm Beach, Florida

DORIS LANGFORD, *Vice President*

West Palm Beach, Florida

Directors

H. PHIL BRYAN

J. STOCKTON BRYAN

DORIS LANGFORD

PALM BEACH KENNEL CLUB, INC.

90 Racing Days—January 5, 1944 to April 18, 1944, Inc.—90 Performances

Pari-Mutuel Handle\$2,698,424.00
 Average Performance Handle..... 29,982.00
 Average Wager Per Capita..... 24.43

STATE REVENUE

3% on P-M Handle.....\$ 80,952.72
 Admission Tax 11,536.42
 \$ 92,489.14
 Occupational Licenses\$ 874.00
 Total State Revenue.....\$ 93,363.14

Total Attendance 110,466
 Average Performance Attendance..... 1,227

TRACK REVENUE FROM P-M HANDLE

12% of P-M Handle.....\$ 323,810.88
 Breaks (0.82%) 22,155.40
 \$ 345,966.28

Distributed to Public (84.18%).....\$2,271,505.00
 Percentage of Daily Double to Total Pool..... 8.13%
 Percentage of Quiniela to Total Pool..... 46.08%

29

Pool Classification	Amount Wagered	\$5.00 Wagers		\$2.00 Wagers		\$1.00 Wagers	
		Number	Amount	Number	Amount	Number	Amount
Daily Double	\$ 219,408.00			109,704	\$ 219,408.00		
Quiniela	1,243,522.00			621,761	1,243,522.00		
Straight	534,687.00	29,508	\$147,540.00	137,272	274,544.00	112,603	\$ 112,603.00
Place	373,372.00	14,707	73,535.00	93,617	187,234.00	112,603	112,603.00
Show	327,435.00	9,180	45,900.00	84,466	168,932.00	112,603	112,603.00
Total	\$2,698,424.00	53,395	\$266,975.00	1,046,820	\$2,093,640.00	337,809	\$ 337,809.00

SANFORD-ORLANDO KENNEL CLUB, INC.
Longwood, Florida

Officers

WALTER J. CONNOLLY, *President*
2233 Fairfax Road
Columbus, Ohio

ANNABELLE MCPADDEN, *Treasurer*
407 Fairfax Avenue
Bridgeport, Connecticut

WALTER C. ANDERSON, *Asst. Treasurer*
Old King's Highway
Fairfield, Connecticut

WALTER C. ANDERSON, *Vice-President*
Old King's Highway
Fairfield, Connecticut

GEORGE A. DECOTTES, *Secretary*
Sanford, Florida

MARY KELLY, *Asst. Secretary*
2000 North Avenue
Bridgeport, Connecticut

Directors

WALTER C. ANDERSON
MARY KELLY
ANNABELLE MCPADDEN

CATHERINE KELLY
GEORGE A. DECOTTES
WALTER J. CONNOLLY

WILLIAM A. ANNIN

SANFORD-ORLANDO KENNEL CLUB, INC.

90 Racing Days—January 10, 1944, to February 25, 1944, and March 3, 1944, to April 28, 1944, Inc.—90 Performances

Pari-Mutuel Handle\$2,448,210.00
 Average Performance 27,202.00
 Average Wager Per Capita..... 41.30

STATE REVENUE

3% on P-M Handle.....\$ 73,446.30
 Admission Tax 5,927.50
 \$ 79,373.80
 Occupational Licenses\$ 608.25
 Total State Revenue.....\$ 79,982.05

Total Attendance 59,275
 Average Performance Attendance..... 659

TRACK REVENUE FROM P-M HANDLE

12% of P-M Handle.....\$ 293,785.20
 Breaks (1.23%) 30,102.90
 \$ 323,888.10

Distributed to Public (83.77%).....\$2,050,875.60
 Percentage of Daily Double to Total Pool..... 11.4%
 Percentage of Quiniela to Total Pool..... 12.8%

31

Pool Classification	Amount Wagered	\$5.00 Wagers		\$2.00 Wagers		\$1.00 Wagers	
		Number	Amount	Number	Amount	Number	Amount
Daily Double.....	\$ 280,150.00			140,075	\$ 280,150.00		
Quiniela	313,418.00			156,709	313,418.00		
Straight	829,621.00	49,957	\$249,785.00	219,130	438,260.00	141,576	\$ 141,576.00
Place	607,505.00	33,431	167,155.00	149,387	298,774.00	141,576	141,576.00
Show	417,516.00	16,940	84,700.00	95,620	191,240.00	141,576	141,576.00
Total	\$2,448,210.00	100,328	\$501,640.00	760,921	\$1,521,842.00	424,728	\$ 424,728.00

ST. PETERSBURG KENNEL CLUB

1400 Central Avenue
St. Petersburg, Florida

Officers

T. L. WEAVER, *President*

1400 Central Avenue
St. Petersburg, Florida

A. V. WEAVER, *Vice-President*

5190 38th Avenue North
St. Petersburg, Florida

J. E. BROOKS, *Secretary-Treasurer*

505 19th Avenue North East
St. Petersburg, Florida

Directors

T. L. WEAVER

J. E. BROOKS

A. V. WEAVER

A. V. LAUGHNER

J. H. LOUGHRIDGE

ST. PETERSBURG KENNEL CLUB

90 Racing Days — November 15, 1943 to December 22, 1943, Inc.

December 27, 1943 to March 1, 1944, Inc. — 120 Performances

Pari-Mutuel Handle\$4,331,882.00
 Average Performance Handle..... 36,099.00
 Average Wager Per Capita..... 35.89

STATE REVENUE

3% on P-M Handle.....\$ 129,956.46
 Admission Tax 12,069.60
\$ 142,026.06
 Occupational Licenses\$ 1,594.25
 Assumed Names 20.00
 Total State Revenue.....\$ 143,640.31

Total Attendance 120,696
 Average Performance Attendance..... 1,006

TRACK REVENUE FROM P-M HANDLE

12% of P-M Handle.....\$ 519,825.84
 Breaks (0.87%) 37,770.90
\$ 557,596.74
 Distributed to Public (84.13%).....\$3,644,328.80
 Percentage of Daily Double to Total Pool..... 11.29%
 Percentage of Quiniela to Total Pool..... 47.20%

33

Pool Classification	Amount Wagered	\$5.00 Wagers		\$2.00 Wagers	
		Number	Amount	Number	Amount
Daily Double.....	\$ 489,062.00			244,531	\$ 489,062.00
Quiniela	2,044,490.00			1,022,245	2,044,490.00
Straight	810,238.00	51,532	\$257,660.00	276,289	552,578.00
Place	544,655.00	24,715	123,575.00	210,540	421,080.00
Show	443,437.00	13,105	65,525.00	188,956	377,912.00
Total	\$4,331,882.00	89,352	\$446,760.00	1,942,561	\$3,885,122.00

WEST FLAGLER KENNEL CLUB, INC.

1108 Congress Building

Miami, Florida

Officers

JACOB SHER, *President*
1108 Congress Building
Miami, Florida

W. L. HUNTLEY, *Vice-President and Gen. Manager.*
1108 Congress Building
Miami, Florida

I. BENJAMIN, *Treasurer*
1108 Congress Building
Miami, Florida

A. W. EMERY, *Secretary*
1108 Congress Building
Miami, Florida

Directors

JACOB SHER
S. C. LEVENSON

W. L. HUNTLEY
A. W. EMERY

I. BENJAMIN

WEST FLAGLER KENNEL CLUB, INC.

86 Racing Days—November 15, 1943 to February 22, 1944 Inc.—86 Performances

Pari-Mutuel Handle\$9,160,517.00
 Average Performance Handle..... 106,518.00
 Average Wager Per Capita..... 29.50

STATE REVENUE

3% on P-M Handle.....\$ 274,815.51
 Admission Tax\$ 31,055.10
 \$ 305,870.61

Occupational Licenses 2,046.25
 Assumed Names 30.00
 Total State Revenue.....\$ 307,946.86

Total Attendance 310,551
 Average Performance Attendance..... 3,611

TRACK REVENUE FROM P-M HANDLE

12% of P-M Handle.....\$1,099,262.04
 Breaks (0.98%) 89,487.05
 \$1,188,749.09

Distributed to Public (84.02%).....\$7,696,952.40
 Percentage of Daily Double to Total Pool..... 2.94%
 Percentage of Quiniela to Total Pool..... 47.97%

Pool Classification	Amount Wagered	\$10.00 Wagers		\$5.00 Wagers		\$2.00 Wagers	
		Number	Amount	Number	Amount	Number	Amount
Daily Double.....	\$ 268,460.00					134,230	\$ 268,460.00
Quiniela	4,394,626.00					2,197,313	4,394,626.00
Straight	2,120,092.00	58,528	\$ 585,280.00	59,680	\$298,400.00	618,206	1,236,412.00
Place	1,172,250.00	23,154	231,540.00	30,444	152,220.00	394,245	788,490.00
Show	1,205,089.00	19,977	199,770.00	25,069	125,345.00	439,987	879,974.00
Total	\$9,160,517.00	101,659	\$1,016,590.00	115,193	\$575,965.00	3,783,981	\$7,567,962.00

35

FRONTON EXHIBITION COMPANY

Miami, Florida — P. O. Box 2862

Officers

RICHARD I. BERENSON, *President*
1451 Brickell Avenue
Miami, Florida

JOSEPH WEINBERG, *Treasurer*
1258 Beacon Street
Brookline, Mass.

BENJAMIN A. TRUSTMAN, *Secretary*
161 Clinton Road
Brookline, Mass.

SAMUEL PINANSKI, *Chairman of the Board*
180 Ivy Street
Brookline, Mass.

Directors

RICHARD I. BERENSON

SAMUEL PINANSKI

JOSEPH WEINBERG

REUBEN B. GRYZMISH

LEE M. WORLEY

FRONTON EXHIBITION COMPANY

90 Exhibition Days—December 25, 1943 to April 7, 1944, Inc.—90 Performances

Pari-Mutuel Handle	\$2,612,764.00
Average Performance Handle.....	29,031.00
Average Wager Per Capita.....	13.09

Total Attendance	199,593
Average Performance Attendance.....	2,218

STATE REVENUE

3% on P-M Handle.....	\$ 78,382.92
3% on Point Betting.....	24.60
Admission Tax	19,959.30

TRACK REVENUE FROM P-M HANDLE

12% of P-M Handle.....	\$ 313,531.68
Breaks (0.72%)	18,695.90
	\$ 332,227.58

	\$ 98,366.82
Occupational Licenses	\$ 835.25
Total State Revenue.....	\$ 99,202.07

Distributed to Public (84.28%).....	\$2,202,153.50
Percentage of Daily Double to Total Pool.....	10.28%
Percentage of Quiniela to Total Pool.....	44.93%

37

Pool Classification	Amount Wagered	\$5.00 Wagers		\$2.00 Wagers		\$1.00 Wagers	
		Number	Amount	Number	Amount	Number	Amount
Daily Double.....	\$ 268,528.00			134,264	\$ 268,528.00		
Quiniela	1,174,010.00			587,005	1,174,010.00		
Straight	512,813.00	21,541	\$ 107,705.00	127,177	254,354.00	150,754	\$ 150,754.00
Place	364,618.00	10,496	52,480.00	80,692	161,384.00	150,754	150,754.00
Show	292,795.00	6,547	32,735.00	54,653	109,306.00	150,754	150,754.00
Total	\$2,612,764.00	38,584	\$ 192,920.00	983,791	\$1,967,582.00	452,262	\$ 452,262.00

GABLES RACING ASSOCIATION, INC.

Coral Gables, Florida

Officers

HENRY L. STRAUS, *President*
5 E. Centre Street
Baltimore, Maryland

A. CHARLES SCHWARTZ, *First Vice-President*
30 Broad Street
New York, N. Y.

GURNEE MUNN, *Second Vice-President*
Villa Amado
Palm Beach, Florida

C. A. MUNN, *Secretary-Treasurer*
Villa Amado
Palm Beach, Florida

Directors

H. L. STRAUS
GURNEE MUNN
HERBERT B. SWOPE, *Chairman of Board*

A. CHARLES SCHWARTZ
C. A. MUNN
CHARLES A. MOREHEAD

WILLIAM R. STEWART

GABLES RACING ASSOCIATION, INC. (TROPICAL PARK)
 20 Racing Days—December 15, 1943 to January 6, 1944, Inc.—20 Performances

WINTER MEETING

Pari-Mutuel Handle	\$7,109,922.00
Average Daily Handle	355,496.00
Average Wager Per Capita	78.95

STATE REVENUE

3% on P-M Handle	213,297.66
5% Tax on P-M Handle	355,496.10
Breaks (0.63%)	44,995.60

\$ 613,789.36

Admission Tax	\$ 16,083.39
---------------------	--------------

\$ 629,872.75

Occupational Licenses	9,191.00
Assumed Names	460.00
Color Registrations	408.00

Total State Revenue	\$ 639,931.75
---------------------------	---------------

Total Attendance	90,058
Average Daily Attendance	4,503

TRACK REVENUE FROM P-M HANDLE

7% of P-M Handle	\$ 497,694.54
------------------------	---------------

Distributed to Public from P-M Handle	5,998,438.10
Dist. to Public from Track for Minus Pool	1,857.10

Total Distributed to Public (84.39%)	\$6,000,295.20
--	----------------

Percentage of Daily Double to Total Pool	4.65%
--	-------

Percentage of \$100.00 Wagers to Total Pool	4.67%
---	-------

Percentage of \$50.00 Wagers to Total Pool	14.52%
--	--------

Percentage of \$10.00 Wagers to Total Pool	31.44%
--	--------

Percentage of \$5.00 Wagers to Total Pool	16.25%
---	--------

Percentage of \$2.00 Wagers to Total Pool	28.47%
---	--------

Pool Classification	Amount Wagered	\$100.00 Wagers		\$50.00 Wagers		\$10.00 Wagers		\$5.00 Wagers		\$2.00 Wagers	
		Number	Amount	Number	Amount	Number	Amount	Number	Amount	Number	Amount
Daily Double	\$ 330,954					5,784	\$ 57,840			136,557	\$ 273,114
Straight	3,932,327	1,961	\$196,100	13,012	\$ 650,600	138,866	1,388,660	143,323	\$ 716,615	490,176	980,352
Place	1,568,126	579	57,900	4,280	214,000	46,751	467,510	52,956	264,780	281,968	563,936
Show	1,278,515	779	77,900	3,353	167,650	37,918	379,180	34,739	173,695	240,045	480,090
Total	\$7,109,922	3,319	\$331,900	20,645	\$1,032,250	229,319	\$2,293,190	231,018	\$1,155,090	1,148,746	\$2,297,492

GABLES RACING ASSOCIATION, INC. (TROPICAL PARK)
 30 Racing Days — March 6, 1944 to April 8, 1944 — 30 Performances
 SPRING MEETING

Pari-Mutuel Handle\$12,439,014.00
 Average Daily Handle..... 414,634.00
 Average Wager Per Capita..... 84.57

STATE REVENUE

3% on P-M Handle.....\$ 373,170.42
 5% Tax on P-M Handle..... 621,950.70
 Breaks (0.71%) 88,246.10

\$ 1,083,367.22

Admission Tax\$ 24,516.29

\$ 1,107,883.51

Occupational Licenses 263.50
 Assumed Names 10.00
 Color Registration 18.00

Total State Revenue.....\$ 1,108,175.01

Total Attendance 147,078
 Average Daily Attendance..... 4,902

TRACK REVENUE FROM P-M HANDLE

7% of P-M Handle.....\$ 870,730.98

Distributed to Public from P-M Handle..... 10,484,915.80
 Dist. to Public from Track for Minus Pool 1,203.25

Total Distributed to Public (84.30%).....\$10,486,119.05

Percentage of Daily Double to Total Pool..... 5.54%
 Percentage of \$100.00 Wagers to Total Pool 4.72%
 Percentage of \$50.00 Wagers to Total Pool 17.01%
 Percentage of \$10.00 Wagers to Total Pool 28.51%
 Percentage of \$5.00 Wagers to Total Pool..... 16.98%
 Percentage of \$2.00 Wagers to Total Pool..... 32.78%

40

Pool Classification	Amount Wagered	\$100.00 Wagers		\$50.00 Wagers		\$10.00 Wagers		\$5.00 Wagers		\$2.00 Wagers	
		Number	Amount	Number	Amount	Number	Amount	Number	Amount	Number	Amount
Daily Double	\$ 689,196					14,843	\$ 148,430			270,383	\$ 540,766
Straight	6,517,203	3,125	\$312,500	25,403	\$1,270,150	213,169	2,131,690	231,599	\$1,157,995	822,434	1,644,868
Place	2,890,016	1,193	119,300	9,427	471,350	72,161	721,610	108,656	543,280	517,238	1,034,476
Show	2,342,599	1,553	155,300	7,465	374,250	54,482	544,820	82,203	411,015	428,607	857,214
Total	\$12,439,014	5,871	\$587,100	42,315	\$2,115,750	354,655	\$3,546,550	422,458	\$2,112,290	2,038,662	\$4,077,324

THE MIAMI JOCKEY CLUB, INC.

Hialeah, Florida

Officers

JOHN C. CLARK, *President*

90 Riverside Drive

Binghamton, New York

SAM H. McCORMICK, *Secretary-Treasurer*

3800 Alhambra Circle

Coral Gables, Florida

Directors

JOSEPH E. WIDENER

JAMES H. BRIGHT

RUSSELL A. FIRESTONE

EDWARD C. ROMFH

SCHOFIELD ANDREWS

CHARLES F. SHELDEN

P. A. B. WIDENER

JOHN C. CLARK

SAM H. McCORMICK

WARREN WRIGHT

GEORGE H. BULL

B. L. WHITTEN

ROYCE G. MARTIN

THE MIAMI JOCKEY CLUB, INC. (HIALEAH PARK)

50 Racing Days—January 7, 1944 to March 4, 1944, Inc.—50 Performances

Pari-Mutuel Handle\$36,786,127.00
 Average Daily Handle..... 735,723.00
 Average Wager Per Capita..... 85.52

STATE REVENUE

3% on P-M Handle..... 1,103,583.81
 5% Tax on P-M Handle..... 1,839,306.35
 Breaks (0.71%) 259,516.60

\$ 3,202,406.76

Admission Tax\$ 82,969.67

\$ 3,285,376.43

Occupational Licenses 4,707.00

Assumed Names 130.00

Color Registrations 131.00

Total State Revenue.....\$ 3,290,344.43

Total Attendance 430,124

Average Daily Attendance..... 8,602

TRACK REVENUE FROM P-M HANDLE

7% of P-M Handle.....\$ 2,575,028.89

Distributed to Public from P-M Handle..... 31,008,691.35

Dist. to Public from Track for Minus Pool 11,024.85

Total Distributed to Public (84.32%).....\$31,019,716.20

Percentage of Daily Double to Total Pool..... 5.82%

Percentage of \$100.00 Wagers to Total Pool 4.20%

Percentage of \$50.00 Wagers to Total Pool..... 23.62%

Percentage of \$10.00 Wagers to Total Pool..... 26.45%

Percentage of \$5.00 Wagers to Total Pool..... 15.93%

Percentage of \$2.00 Wagers to Total Pool..... 29.80%

42

Pool Classification	Amount Wagered	\$100.00 Wagers		\$50.00 Wagers		\$10.00 Wagers		\$5.00 Wagers		\$2.00 Wagers	
		Number	Amount	Number	Amount	Number	Amount	Number	Amount	Number	Amount
Daily Double	\$ 2,140,632					41,946	419,460			860,586	\$ 1,721,172
Straight	19,572,062	7,922	\$ 792,200	109,576	\$5,478,800	596,540	5,965,400	620,466	\$3,102,330	2,116,666	4,233,332
Place	8,248,836	3,841	384,100	34,442	1,722,100	192,990	1,929,900	311,510	1,557,500	1,327,593	2,655,186
Show	6,824,597	3,684	368,400	29,761	1,488,050	141,385	1,413,850	240,091	1,200,455	1,176,921	2,353,842
Total	\$36,786,127	15,447	\$1,544,700	173,779	\$8,688,950	972,861	\$9,728,610	1,172,067	\$5,860,335	5,481,766	\$10,963,532

