

Fifteenth Annual Report

of the

FLORIDA STATE RACING COMMISSION

to the

HONORABLE MILLARD F. CALDWELL
GOVERNOR OF FLORIDA

FOR THE FISCAL YEAR ENDING
JUNE 30, 1946



CHARLES F. BALDWIN, *Chairman*
WILLIAM B. WATSON, JR., *Secretary*
TOM B. SWANN, *Member*
JAMES D. JOHNSON, *Member*
EMIL YDE, *Member*

F351.76s
W131

154h



GOVERNOR MILLARD F. CALDWELL

Fifteenth Annual Report

of the

FLORIDA STATE RACING COMMISSION

to the

HONORABLE MILLARD F. CALDWELL
GOVERNOR OF FLORIDA

FOR THE FISCAL YEAR ENDING

JUNE 30, 1946



CHARLES F. BALDWIN, *Chairman*
WILLIAM B. WATSON, JR., *Secretary*
TOM B. SWANN, *Member*
JAMES D. JOHNSON, *Member*
EMIL YDE, *Member*

FLORIDA STATE LIBRARY



July 1, 1946.

Honorable Millard F. Caldwell
Governor of Florida
Tallahassee, Florida

Sir:

In accordance with the provisions of Chapters 550 and 551, Florida Statutes, 1941, as amended, the Florida State Racing Commission respectfully submits this report of its activities, receipts and disbursements for the fiscal year ended June 30, 1946, same being the Fifteenth Annual Report of this Commission.

The personnel of the Commission has remained unchanged since its last report, the following having served continuously since January 2, 1945:

Tom B. Swann, Winter Haven.....	First District
William B. Watson, Jr., Gainesville.....	Second District
James D. Johnson, Pensacola.....	Third District
Charles F. Baldwin, Miami.....	Fourth District
Emil Yde, Leesburg.....	Fifth District

Charles F. Baldwin and William B. Watson Jr., acted throughout the period of time covered by this report as Chairman and Secretary, respectively, of this Commission.

Formal meetings were held by the Commission on the following dates and at the following places:

July 9, 10, 11 and 12, 1945 held at Miami, Florida.
August 13, 1945 held at Tampa, Florida.
October 19, 1945 held at Miami, Florida.
December 8, 1945 held at Miami, Florida.
January 2 and 3, 1946 held at Miami, Florida.
January 18 and 19, 1946 held at Miami, Florida.
February 12, 1946 held at Miami, Florida.
March 18, 1946 held at Miami, Florida.
April 15, 1946 held at Miami, Florida.
June 17, 1946 held at Miami, Florida.

The Commission has continued its policy of holding meetings whenever necessary to perform its functions and duties, at the times and places most convenient for the interested parties.

Upon requests for dates from the various associations and operators of horse tracks, dog tracks and the jai-alai fronton, the Commission allocated dates to such associations operating under its supervision for the regular season from November 15, 1945 through May 31, 1946, as follows:

St. Petersburg Kennel Club, Inc.....	November 17, 1945 through March 4, 1946
West Flagler Kennel Club, Inc.....	November 20, 1945 through February 20, 1946
Gulfstream Park Racing Association, Inc.....	December 1, 1945 through January 16, 1946
Jacksonville Kennel Club, Inc.....	December 1, 1945 through March 16, 1945
Broward County Kennel Club, Inc.....	December 22, 1945 through April 5, 1946
Fronton Exhibition Company.....	December 25, 1945 through April 8, 1946
Sanford-Orlando Kennel Club, Inc.....	December 31, 1945 through April 13, 1946
Palm Beach Kennel Club, Inc.....	January 3, through April 17, 1946
Miami Beach Kennel Club, Inc.....	January 9, through April 11, 1946
Associated Outdoor Clubs, Inc.....	January 16, through April 30, 1946
Hialeah Race Course, Inc.....	January 17, through March 4, 1946
Pensacola Kennel Club, Inc.....	February 2, through May 16, 1946
Biscayne Kennel Club, Inc.....	February 28, through May 31, 1946
Gables Racing Association, Inc.....	March 5, through April 19, 1946
Sarasota Kennel Club, Inc.....	March 9, through May 31, 1946
Orange Park Kennel Club, Inc.....	March 18, through May 31, 1946

In addition to the above dates for operation during the normal statutory season, dates were awarded to the operators of dog tracks in accordance with temporary authority for the conduct of such activity during the summer season granted by the Legislature during its 1945 session after determination by Director of War Mobilization Vinson that the informal ban on racing throughout the nation was no longer necessary.

Accordingly, for the first time in the history of legal pari-mutuel wagering in Florida, dog tracks were operated during the summer months. Between July 1 and November 15, 1945, six tracks operated a combined total of 225 racing days; during that time 461,778 patrons attended such tracks and wagered the sum of \$17,165,678.00. During this portion of the so-called summer season, the State of Florida derived the sum of \$971,752.32 in total revenue. As disclosed in the report for the fiscal year immediately preceding this one, the operation of three dog tracks from May 12, 1945 to June 30, 1945 produced a total revenue of \$501,252.56.

Thus it must be pointed out that the totals shown in the statement of comparative data attached to this report reflect the revenues and figures for practically twelve continuous months of racing.

With or without the additional play enjoyed during the temporary summer season, racing in Florida during this, its fifteenth year enjoyed its most successful and prosperous season. Further reference to the comparative data will show that the total attendance at all activities was 4,448,084 persons; these patrons wagered the total sum of \$211,571,289.00 in legal pari-mutuels conducted at horse tracks, dog tracks and jai-alai fronton during this fiscal year. Because of stoppages and other difficulties encountered by the operators during the 1944-45 season and the season immediately preceding that one we direct your attention to the season of 1943-44 during which the total attendance was 2,458,933 and the total pari-mutuel sales aggregated \$109,561,969.00. That year the total state revenue received from the operation of two horse tracks, nine dog tracks and one jai-alai fronton amounted to \$6,824,272.72. The increased revenue for the current year, as well as the increased attendance may be attributed in part to the economy of the times and as well to the fact that we now have three horse tracks operating during a season of one hundred twenty days rather than two operating during a season of one hundred days as well as the addition of three dog tracks, two of which renewed their operations and the third having been recently authorized at a local option election in its county of operation.

Upon the resumption of racing and the addition of further operations the Commission determined that the services of an attorney would be required, and in accordance with the provisions of law in this respect thereupon named Charles E. Ware, Esq., of Clearwater, Florida as its attorney, to serve at the pleasure of the Commission.

After a full hearing and much study the Commission determined to depart from the previous policy of awarding split seasons to the horse track operators and to allow each of such operators, of which there are only three, dates for a continuous meeting. The first forty days of the current season were allocated to Gulfstream Park Racing Association, Inc., the second forty days to Hialeah Race Course, Inc., and the third forty days to Gables Racing Association, Inc., operator of Tropical Park. Each horse track operated throughout its allocated season and each track as well enjoyed the highest pari-mutuel play in its history. During and after the conclusion of this season there were operators who expressed the belief that the period of one hundred twenty days might well be shortened. Such season being the first one hundred twenty day season in Florida during which each of the three horse tracks operated forty days, the Commission is now making, and will continue to make a study and analysis of the question and will take such action in the future as may be determined best for the interests of the State of Florida and the interest of the respective permittees conducting horse racing in this State.

Numerous cases involving alleged violations of the laws and rules relating to racing were referred to and ruled on by the Commission. In each instance the Commission endeavored to accord a fair and impartial hearing.

At Tampa on August 13, 1945 the Commission convened for the purpose of hearing applicants seeking permits to conduct horse racing and jai-alai frontons. The application of Seminole Driving Park for a horse racing permit in Seminole County and the application by Harry Sirkin to conduct a jai-alai fronton in Hillsborough County were each denied. At the same meeting the application of Tampa Jai-Alai Fronton, Inc., was granted upon certain conditions subsequent which were agreed to by the applicant. The conditions imposed not being fulfilled or complied with prior to June 1, 1946, such permit was thereafter revoked and cancelled.

In 1933 the Florida State Racing Commission inaugurated a campaign to eliminate the practice of stimulating or depressing race horses. During that year the saliva test was used for the first time in the United States as a method of detection. During the following year a total of 252 saliva samples were analyzed by a chemist employed by the Commission. From this beginning the use of saliva samples has become standard technique throughout the country and Florida has continued to take samples of saliva and urine in connection with the effort to insure fair and honest racing in this State. By 1939 the number of samples analyzed had increased to 685. Now the Commission conducts a well equipped and completely staffed chemical laboratory for this purpose and during the season 1945-1946 analyzed over 3500 samples. During the past year the Commission was very fortunate in securing the services of Dr. Elsie S. Bellows, Ph.D., to act as its Chief Chemist during the absence of Dr. Y. T. Oester, Ph.D., M.D., while on active military duty. The operation of this chemical laboratory and the activities of the Commission's Chief Veterinarian, Dr. E. D. Clawson, together with the efforts of the track veterinarians employed at each dog track by the Commission all serve as a very strong deterrent to those few owners and trainers of dogs and horses who seek an unfair advantage or to delude the public generally as to form.

After fifteen years of racing in Florida under the system of legalized pari-mutuels it might be well to briefly show what this activity has meant to this State and its citizens. During the fourteen years prior to the year now covered by this report the total revenues from racing amounted to \$30,186,218.29. From this gross revenue there was disbursed as expense by the various racing Commissions the total sum of \$2,392,626.19, leaving a net revenue for fourteen years of \$27,793,592.10. During the fiscal year covered by this report the total receipts amounted to \$15,554,033.94, from which was disbursed as expense the sum of \$252,987.76, being approximately $1\frac{5}{8}$ per cent of the gross receipts. Thus in fifteen years legalized pari-mutuel wagering has produced the sum of \$43,094,638.28 in net revenue to this State for the benefit of its respective counties and its old age assistance programs. During this fifteen year period the total sum of \$2,645,613.95 was disbursed to defray the cost of collection and supervision, such expense being $5\frac{8}{10}$ per cent of the gross revenue received since 1932.

At the same time we must not lose sight of the fact that racing is not only an outstanding tourist attraction and one of the chief sources of revenue to the State and its individual counties but is a year-round industry of which the State of Florida may well be proud. During the season

just past 5,277 persons were employed by the various tracks. Eighty-five per cent of these employees were required to be citizens of Florida under the provisions of law. These persons were paid the total sum of \$3,921,998.73 in wages and salaries. Nor can we stop only with the matter of employment. The sum of \$271,614.43 was donated to various charities by the racing associations during the past year and in addition to the revenue derived from these activities by the State of Florida the sum of \$4,082,218.74 was paid to the United States Government by way of income taxes assessed against the operators of horse tracks, dog tracks and the jai-alai fronton. From these figures it can be seen that racing has become a real asset to the State of Florida.

The 1945 Legislature enacted an additional tax of 2% upon pari-mutuel sales at dog tracks and the jai-alai fronton and likewise provided for a tax equal to 50% of the breaks at such tracks and fronton. This additional tax of 2% and one-half of the breaks yielded additional revenues of \$1,724,641.14 and \$348,879.79, respectively during the regular season just closed. Such taxes were earmarked by the Legislature for the Old Age Assistance Fund and so far have had little, if any, effect upon the amount of pari-mutuel play. After only one year, and because there is little if any, basis for real comparison, the effect of such taxes in the future can not be ascertained but the Commission will carefully note in the future the effect of such additional taxes so that the interests of the operators, as well as the State, may be protected.

In 1934, upon invitation from Florida State Racing Commission, Commissions having the same functions in other States were invited to assemble at Miami. At this meeting, attended by eight States, the National Association of State Racing Commission was organized. The following year, Walter H. Donovan, then Secretary of Florida State Racing Commission, was elected President of the association. Since that time the association has functioned most successfully, now having as members the racing commissioners of twenty-two states and as well the members of Incorporated Canadian Racing Associations and the National Racing Commission of Mexico. At its last annual meeting Chairman Charles F. Baldwin, of Florida, was honored by being elected Vice-President of National Association of State Racing Commissioners.

In closing the Commission and its individual members, as well as its officers and employees, wish to record their individual and collective appreciation for the continued cooperation on the part of the track operators, as well as other agencies of the State of Florida. By such cooperation only can this Commission fully and successfully continue to function for the benefit of the industry and the State of Florida.

Respectfully submitted,

CHARLES F. BALDWIN, *Chairman*

WILLIAM B. WATSON JR., *Secretary*

TOM B. SWANN

JAMES D. JOHNSON

EMIL YDE

STATEMENT—RECEIPTS AND DISBURSEMENTS

July 1, 1945 to June 30, 1946, Inclusive

RECEIPTS

Admission Tax:

Dog Tracks	\$ 290,618.00	
Jai-Alai Fronton	31,278.50	
Horse Tracks	233,767.60	
		<u>\$ 555,664.10</u>

Commission on Pari-Mutuel Sales

Dog Tracks 3%	\$2,973,042.99	
Dog Tracks 2%	1,982,028.66	
Dog Tracks Breakage	401,672.20	
Jai-Alai Fronton 3%	128,889.06	
Jai-Alai Fronton 2%	85,926.04	
Jai-Alai Fronton Breakage	14,271.41	
Horse Tracks 3%	3,245,206.62	
Horse Tracks 5%	5,408,677.70	
Horse Tracks Breakage	710,373.35	
		<u>14,950,088.03</u>
		<u>\$15,505,752.13</u>

Occupational Licenses	\$ 42,204.00	
Greyhound Registrations	3,923.00	
Assumed Names Registrations	1,230.00	
Color Registrations	876.00	
Miscellaneous Receipts	48.81	
		<u>48,281.81</u>

TOTAL Receipts for Current Season	\$15,554,033.94
Remittances in Transit as of June 30, 1945.....	8,502.16
Prior Year's Warrants Cancelled and Restored.....	63.55
Balance on Hand July 1, 1945	187,901.72
TOTAL Available and to be accounted for.....	<u><u>\$15,750,501.37</u></u>

DISBURSEMENTS

Disbursements by Racing Commission:

Salaries:

Commissioners	\$ 13,800.00	
Commission Attorney	2,875.00	
		\$ 16,675.00
General Office Monthly	\$ 10,676.21	
General Office Weekly	12,297.00	
		22,973.21
Laboratory	\$ 16,002.50	16,002.50

Track Supervision:

Dog Racing Associations	\$128,164.50	
Jai-Alai Fronton	7,461.00	
Horse Racing Associations	40,984.50	
		176,610.00

TOTAL SALARIES **\$ 232,260.71**

Traveling Expenses:

Commissioners	\$ 4,326.21	
Commission Attorney	455.67	
Employees	1,268.57	
		6,050.45

Miscellaneous Expenses:

Bond Premiums	\$ 339.86	
Freight and Express	620.48	
Furniture and Fixtures	560.73	
Insurance	849.89	
Judges Fees—Occupational Licenses	2,409.00	
Laboratory Expense and Supplies	1,890.21	
Miscellaneous Expense	300.00	
Miscellaneous Office Expense	673.13	
Postage	657.00	
Rental—Miami Office	1,710.00	
Rental—Laboratory	775.00	
Rental—Equipment	23.25	
Stationery, Printing and Office Supplies	2,225.50	
Telephone	1,440.71	
Telegraph	201.84	

TOTAL Miscellaneous Expense **\$ 14,676.60**

TOTAL Disbursed by Commission **\$ 252,987.76**

Disbursed to Counties	6,566,000.00	
Disbursed to Old Age Assistance Fund	5,386,737.64	
To State General Fund Chapter 20890 Acts of 1941	265,144.72	
Cancelled Warrants Reissued	2,000.00	

GRAND TOTAL DISBURSEMENTS **\$12,472,870.12**

Balance on Hand 5% and 2% Old Age Assistance Fund (June 30, 1946)	1,991,748.11	
Balance on Hand Breaks Old Age Assistance Fund (June 30, 1946)	1,221,398.94	
Balance on Hand State Racing Commission Account (June 30, 1946)	64,484.20	

TOTAL ACCOUNTED FOR **\$15,750,501.37**

FLORIDA STATE RACING COMMISSION

1944-1945 SEASON

COMPARATIVE DATA

1945-1946

Attendance	Pari-Mutuel Sales	Tax on Attendance	3% Comm. on Pari-Mutuel Sales	2% Comm. on Pari-Mutuel Sales	State Revenue From Breaks	Total State Revenue	Track Comm. on Pari-Mutuel Sales	Track Revenue From Breaks	Distributed to Public	No. Racing Days	GREYHOUND RACING ASSOCIATIONS	No. Racing Days	Attendance	Pari-Mutuel Sales	Tax on Attendance	3% Comm. on Pari-Mutuel Sales	2% Comm. on Pari-Mutuel Sales	State Revenue From Breaks	
											SUMMER SEASON								
											Associated Outdoor Clubs, Inc.	60	98,724	\$ 4,377,920.00	\$ 9,872.40	\$ 131,337.60	\$ 87,558.40	\$ 13,713.40	
											Broward County Kennel Club, Inc.	46	126,384	4,656,925.00	12,638.40	139,707.75	93,138.50	17,960.50	
											Jacksonville Kennel Club, Inc.	17	30,783	1,389,932.00	3,078.30	41,697.96	27,798.64	7,703.00	
											Miami Beach Kennel Club, Inc.	40	133,709	4,692,848.00	13,370.90	140,785.44	93,856.96	18,580.80	
											Palm Beach Kennel Club, Inc.	39	55,386	1,277,683.00	5,765.40	38,330.49	25,553.66	5,372.40	
											Sanford-Orlando Kennel Club, Inc.	23	16,792	770,370.00	1,679.20	23,111.10	15,407.40	3,733.50	
											TOTAL GREYHOUND TRACKS								
											225	461,778	\$ 17,165,678.00	\$ 46,404.60	\$ 514,970.34	\$ 343,313.56	\$ 67,063.80		
											WINTER SEASON								
5,127	\$ 172,217	\$ 512.70	\$ 5,166.51		\$ 5,679.21	\$ 20,666.04	\$ 1,321.95	\$ 145,062.50		2	Associated Outdoor Clubs, Inc.	90	177,567	\$ 7,283,998.00	\$ 17,756.70	\$ 218,519.94	\$ 145,679.96	\$ 22,078.10	
138,048	4,745,417	13,804.80	142,362.51	\$ 94,908.34	\$ 23,084.45	274,160.10	569,450.04	23,084.26	3,892,527.40	40	Biscayne Kennel Club, Inc.	80	327,876	10,817,398.00	32,787.60	324,521.94	216,347.96	42,453.80	
18,679	565,556	1,867.90	16,966.68		18,834.58	67,866.72	5,188.60	475,534.00		9	Broward County Kennel Club, Inc.	90	225,742	7,009,246.00	22,574.20	210,277.38	140,184.92	26,938.00	
73,905	2,811,074	7,390.50	84,332.22	52,625.78	15,722.71	160,071.21	337,328.88	18,361.81	2,302,702.60	45	Jacksonville Kennel Club, Inc.	90	141,442	5,656,348.00	14,144.20	169,690.44	113,126.96	32,264.10	
13,419	315,947	1,341.90	9,478.41		10,820.31	37,913.64	2,551.05	266,003.90		2	Miami Beach Kennel Club, Inc.	80	415,226	12,791,593.00	41,522.60	383,747.79	255,831.86	46,663.40	
											Orange Park Kennel Club, Inc.	65	87,357	3,954,892.00	8,735.70	118,646.76	79,097.84	22,604.80	
											Palm Beach Kennel Club, Inc.	90	165,031	4,473,948.00	17,645.50	134,218.44	89,478.96	19,334.80	
											Pensacola Kennel Club, Inc.	90	80,691	2,702,205.00	8,069.10	81,066.15	54,044.10	12,619.70	
28,489	1,030,795	2,848.90	30,923.85	18,377.36	4,670.20	56,820.31	123,695.40	5,737.89	847,390.30	40	Sanford-Orlando Kennel Club, Inc.	90	99,428	3,541,824.00	9,942.80	106,254.72	70,836.48	16,197.10	
											Sarasota Kennel Club, Inc.	72	42,433	1,881,552.00	4,243.30	56,446.56	37,631.04	7,806.80	
58,990	2,653,299	5,899.00	79,598.97		85,497.97	318,395.88	21,283.55	2,234,020.60		35	St. Petersburg Kennel Club, Inc.	90	220,167	7,727,350.00	22,016.70	231,820.50	154,547.00	32,195.60	
187,520	6,473,714	18,752.00	194,211.42		212,963.42	776,845.68	63,365.00	5,439,291.90		42	West Flagler Kennel Club, Inc.	80	447,750	14,095,401.00	44,775.00	422,862.03	281,908.02	53,451.80	
											TOTAL GREYHOUND TRACKS								
											215	2,430,710	\$ 81,935,755.00	\$ 244,213.40	\$ 2,458,072.65	\$ 1,638,715.10	\$ 334,608.30		
											TOTAL GREYHOUND TRACKS FOR SUMMER and WINTER								
											1232	2,892,488	\$ 99,101,433.00	\$ 290,618.00	\$ 2,973,042.99	\$ 1,982,028.66	\$ 401,672.20		
276,421	\$ 5,599,595	\$ 27,642.10	\$ 167,987.85		\$ 195,629.95	\$ 671,951.40	\$ 35,311.35	\$ 4,724,344.40		90	Jai-Alai Fronton	90	312,785	\$ 4,296,302.00	\$ 31,278.50	\$ 128,889.06	\$ 85,926.04	\$ 14,271.40	
											TOTAL GREYHOUND TRACKS AND FRONTON								
											1322	3,205,273	\$ 103,397,735.00	\$ 321,896.50	\$ 3,101,932.05	\$ 2,067,954.70	\$ 415,943.60		
											HORSE RACING ASSOCIATIONS								
											Gables Racing Association, Inc.	40	289,989	\$ 26,273,471.00	\$ 51,439.60	\$ 788,204.13	\$ 1,313,673.55	\$ 172,950.70	
											Gulfstream Park Racing Assoc., Inc.	40	328,460	28,592,076.00	58,803.03	857,762.28	1,429,603.80	183,962.90	
											Hialeah Race Course, Inc.	40	624,362	53,308,007.00	123,524.97	1,599,240.21	2,665,400.35	353,459.70	
											TOTAL HORSE TRACKS								
											120	1,242,811	\$ 108,173,554.00	\$ 233,767.60	\$ 3,245,206.62	\$ 5,408,677.70	\$ 710,373.30		
											TOTAL ALL TRACKS								
											1442	4,448,084	\$ 211,571,289.00	\$ 555,664.10	\$ 6,347,138.67	\$ 7,476,632.40	\$ 1,126,316.90		

\$ 21,901.50
 2,289.00
 560.00
 386.00
 12.80
\$2,007,853.08


Occupational Licenses
 Greyhound Registrations
 Assumed Name Registrations
 Color Registrations
 Miscellaneous Income


TOTAL RECEIPTS

FLORIDA STATE RACING COMMISSION
COMPARATIVE DATA

1945-1946 SEASON

No.	No. of Days	Racing Days	Attendance	Part-Mutual Sales	Tax on Attendance	% Comm. on Part-Mutual Sales	State Revenue From Breaks	Total State Revenue	Track Comm. on Part-Mutual Sales	Track Revenue From Breaks	Distributed to Public	1945-1946 SEASON		1944-1945 SEASON	
												1945-1946	1944-1945	1945-1946	1944-1945
SUMMER SEASON															
60	98,724	4,377,920.00	9,872,400	131,337.60	87,558.40	13,713.40	242,481.80	525,350.40	13,713.10	3,606,247.10	3,606,247.10	3,606,247.10	3,606,247.10	3,606,247.10	3,606,247.10
46	126,384	4,656,925.00	12,638,400	139,707.75	93,138.50	17,960.54	263,445.19	558,831.00	17,960.31	3,829,226.90	3,829,226.90	3,829,226.90	3,829,226.90	3,829,226.90	3,829,226.90
17	30,783	1,389,932.00	3,078,300	41,697.96	27,798.64	7,703.03	80,277.93	166,791.84	7,702.93	1,138,237.60	1,138,237.60	1,138,237.60	1,138,237.60	1,138,237.60	1,138,237.60
40	133,709	4,692,848.00	13,370,900	140,785.44	93,856.96	18,580.86	266,594.16	563,141.76	18,580.68	3,857,902.30	3,857,902.30	3,857,902.30	3,857,902.30	3,857,902.30	3,857,902.30
39	53,386	1,277,683.00	5,765,400	38,330.49	25,553.66	5,372.47	75,022.02	153,321.96	5,372.32	1,049,732.10	1,049,732.10	1,049,732.10	1,049,732.10	1,049,732.10	1,049,732.10
23	16,792	770,370.00	1,679,200	23,111.10	15,407.40	3,733.52	43,931.22	92,444.40	3,733.38	631,940.20	631,940.20	631,940.20	631,940.20	631,940.20	631,940.20
WINTER SEASON															
90	177,567	7,283,998.00	17,567,700	218,519.94	145,679.96	22,078.10	404,034.70	874,079.76	22,077.54	6,001,562.70	6,001,562.70	6,001,562.70	6,001,562.70	6,001,562.70	6,001,562.70
80	327,876	10,817,398.00	32,787,600	324,521.94	216,347.96	42,453.80	616,111.30	1,298,087.76	42,453.44	8,893,533.10	8,893,533.10	8,893,533.10	8,893,533.10	8,893,533.10	8,893,533.10
90	225,742	7,009,246.00	22,574,200	210,277.38	140,184.92	26,938.04	399,974.54	841,109.52	26,937.64	5,763,798.50	5,763,798.50	5,763,798.50	5,763,798.50	5,763,798.50	5,763,798.50
90	141,442	5,656,348.00	14,144,200	169,690.44	113,126.96	32,264.13	329,225.73	678,761.76	32,263.61	4,630,241.10	4,630,241.10	4,630,241.10	4,630,241.10	4,630,241.10	4,630,241.10
80	415,226	12,791,593.00	41,522,600	383,747.79	255,831.86	46,663.40	727,765.65	1,534,991.16	46,662.99	10,223,695.80	10,223,695.80	10,223,695.80	10,223,695.80	10,223,695.80	10,223,695.80
65	87,357	3,954,892.00	8,735,700	118,646.76	79,097.84	22,604.80	229,085.10	474,587.04	22,604.46	3,237,351.10	3,237,351.10	3,237,351.10	3,237,351.10	3,237,351.10	3,237,351.10
90	165,031	4,473,948.00	17,645,500	134,218.44	89,478.96	19,334.85	260,677.75	536,873.76	19,334.39	3,674,707.60	3,674,707.60	3,674,707.60	3,674,707.60	3,674,707.60	3,674,707.60
90	80,691	2,702,205.00	8,069,100	81,066.15	54,044.10	12,619.73	155,799.08	324,264.60	12,619.22	2,217,591.20	2,217,591.20	2,217,591.20	2,217,591.20	2,217,591.20	2,217,591.20
40	99,428	3,541,824.00	9,942,800	106,254.72	70,836.48	16,197.14	203,231.14	425,018.88	16,196.68	2,907,320.10	2,907,320.10	2,907,320.10	2,907,320.10	2,907,320.10	2,907,320.10
72	42,433	1,881,552.00	4,243,300	56,446.56	37,631.04	7,806.87	106,127.77	225,786.24	7,806.49	1,546,074.80	1,546,074.80	1,546,074.80	1,546,074.80	1,546,074.80	1,546,074.80
90	220,167	7,727,350.00	22,016,700	231,820.50	154,547.00	32,195.64	440,579.84	927,282.00	32,195.06	6,349,309.80	6,349,309.80	6,349,309.80	6,349,309.80	6,349,309.80	6,349,309.80
80	447,750	14,095,401.00	44,775,000	422,862.03	281,908.02	53,451.88	802,996.93	1,691,448.12	53,451.45	11,592,279.50	11,592,279.50	11,592,279.50	11,592,279.50	11,592,279.50	11,592,279.50
215	2,430,710	81,935,755.00	24,421,340	2,458,072.65	1,638,715.10	334,608.38	4,675,609.53	9,832,290.60	334,602.97	67,337,465.30	67,337,465.30	67,337,465.30	67,337,465.30	67,337,465.30	67,337,465.30
TOTAL GREYHOUND TRACKS															
225 TOTAL GREYHOUND TRACKS 461,778 \$ 17,165,678.00 \$ 46,404.60 \$ 514,970.34 \$ 343,313.56 \$ 67,063.82 \$ 971,752.32 \$ 2,059,881.36 \$ 67,062.72 \$ 14,113,386.20															
WINTER SEASON															
215 TOTAL GREYHOUND TRACKS 1,007 2,430,710 \$ 81,935,755.00 \$ 24,421,340 \$ 2,458,072.65 \$ 1,638,715.10 \$ 334,608.38 \$ 4,675,609.53 \$ 9,832,290.60 \$ 334,602.97 \$ 67,337,465.30															
TOTAL GREYHOUND TRACKS AND FRONTON															
305 TOTAL GREYHOUND TRACKS AND FRONTON 1322 3,205,273 \$ 103,397,735.00 \$ 321,896.50 \$ 3,101,932.05 \$ 2,067,954.70 \$ 415,943.61 \$ 5,907,726.86 \$ 12,407,356.15 \$ 415,936.69 \$ 84,988,611.80															
HORSE RACING ASSOCIATIONS															
40	289,989	26,273,471.00	51,439.60	788,204.13	1,313,673.55	172,950.75	2,326,268.03	1,839,142.97	2,326,268.03	22,159,499.60	22,159,499.60	22,159,499.60	22,159,499.60	22,159,499.60	22,159,499.60
40	328,460	28,592,076.00	58,803.03	857,762.28	1,429,603.80	183,962.90	2,530,132.01	2,001,445.32	2,530,132.01	24,119,301.70	24,119,301.70	24,119,301.70	24,119,301.70	24,119,301.70	24,119,301.70
40	624,362	53,308,007.00	123,524.97	1,599,240.21	2,665,400.35	353,459.70	4,741,625.23	3,731,560.49	4,741,625.23	44,958,346.25	44,958,346.25	44,958,346.25	44,958,346.25	44,958,346.25	44,958,346.25
TOTAL HORSE TRACKS															
28 TOTAL HORSE TRACKS 120 1,242,811 \$ 108,173,554.00 \$ 233,767.60 \$ 3,245,206.62 \$ 5,408,677.70 \$ 710,373.35 \$ 9,598,025.27 \$ 7,572,148.78 \$ 91,237,147.55															
TOTAL ALL TRACKS															
333 TOTAL ALL TRACKS 1442 4,448,084 \$ 211,571,289.00 \$ 555,664.10 \$ 6,347,138.67 \$ 7,476,632.40 \$ 1,126,316.96 \$ 15,505,752.13 \$ 19,979,504.93 \$ 415,936.69 \$ 176,225,759.35															
TOTAL RECEIPTS															
\$ 2,007,853.08															
Occupational Licenses 21,901.50															
Greyhound Registrations 2,289.00															
Assumed Name Registrations 560.00															
Color Registrations 386.00															
Miscellaneous Income 12.80															
\$ 2,007,853.08															





ASSOCIATED OUTDOOR CLUBS, INC.

Tampa, Florida

Officers

WM. H. JOHNSTON, *President*

1090 Arbor Lane

Jacksonville, Florida

CARL M. IBOLD, *Vice-President*

825 Central Avenue

Cincinnati, Ohio

HARRY HATER, *Treasurer*

c/o Aluminum Industries

Cincinnati, Ohio

R. J. HART, *Secretary*

1390 S. W. 17th St.

Miami, Florida

Directors

WM. H. JOHNSTON

O. J. ELLIS

E. A. ROULEAU

CARL IBOLD

H. J. HATER

ASSOCIATED OUTDOOR CLUBS, INC.

60 Racing Days—July 27, 1945, to October 4, 1945, Inc.—60 Performances

Pari-Mutuel Handle	\$4,377,920.00
Average Performance	72,965.33
Average Wager per Capita	44.35

Total Attendance	98,724
Average Performance Attendance	1,645

STATE REVENUE

3% on P-M Handle	\$ 131,337.60
2% on P-M Handle	87,558.40
50% of Breaks	13,713.40
Admission Tax	9,872.40

TRACK REVENUE FROM P-M HANDLE

12% on P-M Handle	\$ 525,350.40
50% of Breaks	13,713.10
	<u>\$ 539,063.50</u>

\$ 242,481.80

Distributed to Public (82.37%)	\$3,606,247.10
Percentage of Daily Double to Total Pool	9.74%
Percentage of Quiniela to Total Pool	58.98%
Percentage of Breaks to Total Pool	0.63%

Occupational Licenses	408.25
Assumed Names	10.00
Total State Revenue	\$ 242,900.05

Pool Classification	Amount Wagered	\$5.00 Wagers		\$2.00 Wagers	
		Number	Amount	Number	Amount
Daily Double	\$ 426,470.00			213,235	\$ 426,470.00
Quiniela	2,582,286.00			1,291,143	2,582,286.00
Straight	621,340.00	52,052	\$260,260.00	180,540	361,080.00
Place	424,639.00	26,359	131,795.00	146,422	292,844.00
Show	323,185.00	13,181	65,905.00	128,640	257,280.00
TOTAL	\$4,377,920.00	91,592	\$457,960.00	1,959,980	\$3,919,960.00

ASSOCIATED OUTDOOR CLUBS, INC.

90 Racing Days—January 16, 1946, to April 30, 1946, Inc.—105 Performances

Pari-Mutuel Handle	\$7,283,998.00
Average Performance	69,371.40
Average Wager Per Capita	41.02

Total Attendance	117,567
Average Performance Attendance	1,691

STATE REVENUE


3% on P-M Handle	\$ 218,519.94
2% on P-M Handle	145,679.96
50% of Breaks	22,078.10
Admission Tax	17,756.70
	<u>\$ 404,034.70</u>
Occupational Licenses	1,389.75
Assumed Names	20.00
Total State Revenue	<u>\$ 405,444.45</u>

TRACK REVENUE FROM P-M HANDLE

12% on P-M Handle	\$ 874,079.76
50% of Breaks	22,077.54
	<u>\$ 896,157.30</u>
Distributed to Public (82.39%)	\$6,001,562.70
Percentage of Daily Double to Total Pool	10.82%
Percentage of Quiniela to Total Pool	61.79%
Percentage of Breaks to Total Pool	0.61%

16

Pool Classification	Amount Wagered	\$5.00 Wagers		\$2.00 Wagers	
		Number	Amount	Number	Amount
Daily Double	\$ 787,844.00			393,922	\$ 787,844.00
Quiniela	4,500,684.00			2,250,342	4,500,684.00
Straight	879,678.00	64,224	\$321,120.00	279,279	558,558.00
Place	620,377.00	35,827	179,135.00	220,621	441,242.00
Show	495,415.00	17,211	86,055.00	204,680	409,360.00
TOTAL	\$7,283,998.00	117,262	\$586,310.00	3,348,844	\$6,697,688.00



BISCAYNE KENNEL CLUB, INC.

Hippodrome Building

Miami, Florida

Officers

T. R. KNIGHT, *President and Treasurer*

El Comodoro Hotel

Miami, Florida

J. C. KNIGHT, *Vice-President*

2467 S. W. Fifth Street

Miami, Florida

BEN T. COSTELLO, *Secretary*

1126 Milan Avenue

Coral Gables, Florida

Directors

T. R. KNIGHT

J. C. KNIGHT

BEN T. COSTELLO

J. H. ADAMS

THOS. C. GRAY

BISCAYNE KENNEL CLUB, INC.

80 Racing Days—February 28, 1946, to May 31, 1946, Inc.—80 Performances

Pari-Mutuel Handle\$10,817,398.00
 Average Performance 135,217.48
 Average Wager Per Capita 32.99

Total Attendance 327,876
 Average Performance Attendance 4,098

STATE REVENUE

3% on P-M Handle\$ 324,521.94
 2% on P-M Handle 216,347.96
 50% of Breaks 42,453.80
 Admission Tax 32,787.60
\$ 616,111.30
 Occupational Licenses 1,196.00
 Total State Revenue\$ 617,307.30

TRACK REVENUE FROM P-M HANDLE

12% on P-M Handle\$1,298,087.76
 50% of Breaks 42,453.44
\$1,340,541.20

Distributed to Public (82.22%)\$8,893,533.10
 Percentage of Daily Double to Total Pool 2.95%
 Percentage of Quiniela to Total Pool 55.80%
 Percentage of Breaks to Total Pool 0.78%

19

Pool Classification	Amount Wagered	\$5.00 Wagers		\$2.00 Wagers	
		Number	Amount	Number	Amount
Daily Double	\$ 319,518.00			159,759	\$ 319,518.00
Quiniela	6,036,496.00			3,018,248	6,036,496.00
Straight	2,132,468.00	198,082	\$ 990,410.00	571,029	1,142,058.00
Place	1,186,914.00	75,496	377,480.00	404,717	809,434.00
Show	1,142,002.00	61,444	307,220.00	417,391	834,782.00
TOTAL	\$10,817,398.00	335,022	\$1,675,110.00	4,571,144	\$9,142,288.00

BROWARD COUNTY KENNEL CLUB, INC.

Hollywood, Florida

Officers

G. J. McCURRY, *President*

1937 Polk Street

Hollywood, Florida

WILLIAM J. SYMS, *Vice-President*
980 Park Avenue
Elizabeth, N. J.

J. E. GALLAGHER, *Secretary-Treasurer*
1401 Madison Street
Hollywood, Florida

Directors

G. J. McCURRY

J. E. GALLAGHER

WILLIAM J. SYMS

BROWARD COUNTY KENNEL CLUB, INC.

46 Racing Days—September 22, 1945, to November 14, 1945 Inc.—46 Performances

Pari-Mutuel Handle\$4,656,925.00
 Average Performance 101,237.50
 Average Wager per Capita 36.85

Total Attendance 126,384
 Average Performance Attendance 2,747

STATE REVENUE

3% on P-M Handle\$ 139,707.75
 2% on P-M Handle 93,138.50
 50% of Breaks 17,960.54
 Admission Tax 12,638.40
\$ 263,445.19
 Occupational Licenses 459.00
 Total State Revenue\$ 263,904.19

TRACK REVENUE FROM P-M HANDLE

12% on P-M Handle\$ 558,831.00
 50% of Breaks 17,960.31
\$ 576,791.31

Distributed to Public (82.23%)\$3,829,326.90
 Percentage of Daily Double to Total Pool 3.96%
 Percentage of Quiniela to Total Pool 51.63%
 Percentage of Breaks to Total Pool 0.77%

21

Pool Classification	Amount Wagered	\$5.00 Wagers		\$2.00 Wagers		\$1.00 Wagers	
		Number	Amount	Number	Amount	Number	Amount
Daily Double	\$ 184,494.00			92,247	\$ 184,494.00		
Quiniela	2,404,516.00			1,202,258	2,404,516.00		
Straight	1,064,449.00	105,559	\$527,795.00	199,360	398,720.00	137,934	\$137,934.00
Place	565,514.00	45,106	225,530.00	101,025	202,050.00	137,934	137,934.00
Show	437,952.00	26,550	132,750.00	83,634	167,268.00	137,934	137,934.00
TOTAL	\$4,656,925.00	177,215	\$886,075.00	1,678,524	\$3,357,048.00	413,802	\$413,802.00

BROWARD COUNTY KENNEL CLUB, INC.

90 Racing Days—December 22, 1945, to April 5, 1946, Inc.—90 Performances

Pari-Mutuel Handle	\$7,009,246.00	Total Attendance	225,742
Average Performance.....	77,880.00	Average Performance Attendance.....	2,508
Average Wager per Capita.....	31.05		

STATE REVENUE


3% on P-M Handle.....	\$ 210,277.38
2% on P-M Handle.....	140,184.92
50% of Breaks.....	26,938.04
Admission Tax	22,574.20
	\$ 399,974.54
Occupational Licenses	1,824.00
Assumed Names	60.00
Total State Revenue.....	\$ 401,858.54

TRACK REVENUE FROM P-M HANDLE

12% on P-M Handle.....	\$ 841,109.52
50% of Breaks.....	26,937.64
	\$ 868,047.16
Distributed to Public (82.23%).....	\$5,763,798.50
Percentage of Daily Double to Total Pool.....	3.19%
Percentage of Quiniela to Total Pool.....	52.32%
Percentage of Breaks to Total Pool.....	0.77%

22

Pool Classification	Amount Wagered	\$5.00 Wagers		\$2.00 Wagers		\$1.00 Wagers	
		Number	Amount	Number	Amount	Number	Amount
Daily Double.....	\$ 223,514.00			111,757	\$ 223,514.00		
Quiniela	3,667,414.00			1,833,707	3,667,414.00		
Straight	1,520,520.00	141,893	\$ 709,465.00	291,562	583,124.00	227,931	\$227,931.00
Place	850,707.00	61,690	308,450.00	157,163	314,326.00	227,931	227,931.00
Show	747,091.00	38,612	193,060.00	163,050	326,100.00	227,931	227,931.00
TOTAL	\$7,009,246.00	242,195	\$1,210,975.00	2,557,239	\$5,114,478.00	683,793	\$683,793.00



JACKSONVILLE KENNEL CLUB, INC.

Jacksonville, Florida

Officers

WILLIAM H. JOHNSTON, *President*

1090 Arbor Lane

Jacksonville, Florida

JAMES J. PATTON, *Vice-President*

Earl Park, Indiana

R. J. HART, *Secretary-Treasurer*

1390 S. W. 17th Street

Miami, Florida

Directors

WILLIAM H. JOHNSON

R. J. HART

C. W. BIDWILL

JAMES J. PATTON

JOHN A. RUSH

J. R. JOHNSTON

JACKSONVILLE KENNEL CLUB, INC.

17 Racing Days—July 2, 1945 to July 20, 1945 Inc.—17 Performances

Pari-Mutuel Handle	\$1,389,932.00	Total Attendance	30,783
Average Performance	81,760.71	Average Performance Attendance	1,811
Average Wager per Capita	45.15		

STATE REVENUE

3% on P-M Handle	\$ 41,697.96
2% on P-M Handle	27,798.64
50% of Breaks	7,703.03
Admission Tax	3,078.30
	\$ 80,277.93
Occupational Licenses	61.75
Total State Revenue	\$ 80,339.68

TRACK REVENUE FROM P-M HANDLE

12% on P-M Handle	\$ 166,791.84
50% of Breaks	7,702.93
	\$ 174,494.77
Distributed to Public (81.89%)	\$1,138,237.60
Percentage of Daily Double to Total Pool	11.01%
Percentage of Quiniela to Total Pool	14.51%
Percentage of Breaks to Total Pool	1.11%

Pool Classification	Amount Wagered	\$5.00 Wagers		\$2.00 Wagers	
		Number	Amount	Number	Amount
Daily Double ...	\$ 152,982.00			76,491	\$152,982.00
Quiniela	201,702.00			100,851	201,702.00
Straight	535,485.00	48,919	\$244,595.00	145,445	290,890.00
Place	326,752.00	24,156	120,780.00	102,986	205,972.00
Show	173,011.00	9,039	45,195.00	63,908	127,816.00
TOTAL	\$1,389,932.00	82,114	\$410,570.00	489,681	\$979,362.00

JACKSONVILLE KENNEL CLUB, INC.

90 Racing Days—December 1, 1945, to March 16, 1946, Inc.—91 Performances

Pari-Mutuel Handle	\$5,656,348.00	Total Attendance	141,442
Average Performance	62,157.67	Average Performance Attendance.....	1,554
Average Wager per Capita.....	39.99		

STATE REVENUE


3% on P-M Handle.....	\$ 169,690.44
2% on P-M Handle.....	113,126.96
50% of Breaks.....	32,264.13
Admission Tax	14,144.20
	\$ 329,225.73
Occupational Licenses	1,147.25
Total State Revenue.....	\$ 330,372.98

TRACK REVENUE FROM P-M HANDLE

12% on P-M Handle.....	\$ 678,761.76
50% of Breaks.....	32,263.61
	\$ 711,025.37
Distributed to Public (81.86%).....	\$4,630,241.10
Percentage of Daily Double to Total Pool.....	11.15%
Percentage of Quiniela to Total Pool.....	15.10%
Percentage of Breaks to Total Pool.....	1.14%

26

Pool Classification	Amount Wagered	\$5.00 Wagers		\$2.00 Wagers	
		Number	Amount	Number	Amount
Daily Double.....	\$ 630,676.00			315,338	\$ 630,676.00
Quiniela	853,988.00			426,994	853,988.00
Straight	2,088,593.00	179,579	\$ 897,895.00	595,349	1,190,698.00
Place	1,315,633.00	94,157	470,785.00	422,424	844,848.00
Show	767,458.00	41,418	207,090.00	280,184	560,368.00
TOTAL	\$5,656,348.00	315,154	\$1,575,770.00	2,040,289	\$4,080,578.00



MIAMI BEACH KENNEL CLUB, INC.

Miami Beach, Florida

Officers

C. W. BIDWILL, *President*
511 Plymouth Court
Chicago, Illinois

J. R. JOHNSTON, *Vice-President*
Columbia Drive
Tulsa, Oklahoma

WM. H. JOHNSTON, *Secretary-Treasurer*
1090 Arbor Lane
Jacksonville, Florida

Directors

C. W. BIDWILL
J. R. JOHNSTON

WM. H. JOHNSTON
WILLIAM E. GARDNER

MIAMI BEACH KENNEL CLUB, INC.

40 Days—July 4, 1945, to August 18, 1945, Inc.—40 Performances

Pari-Mutuel Handle	\$4,692,848.00
Average Performance	117,321.20
Average Wager per Capita	35.10

Total Attendance	133,709
Average Performance Attendance.....	3,343

STATE REVENUE

3% on P-M Handle.....	\$ 140,785.44
2% on P-M Handle.....	93,856.96
50% of Breaks.....	18,580.86
Admission Tax	13,370.90
	<u>\$ 266,594.16</u>

TRACK REVENUE FROM P-M HANDLE

12% on P-M Handle.....	\$ 563,141.76
50% of Breaks.....	18,580.68
	<u>\$ 581,722.44</u>

Occupational Licenses	507.50
Total State Revenue.....	<u>\$ 267,101.66</u>

Distributed to Public (82.21%).....	\$3,857,902.30
Percentage of Daily Double to Total Pool.....	4.22%
Percentage of Quiniela to Total Pool.....	54.60%
Percentage of Breaks to Total Pool.....	0.79%

29

Pool Classification	Amount Wagered	\$5.00 Wagers		\$2.00 Wagers	
		Number	Amount	Number	Amount
Daily Double.....	\$ 197,942.00			98,971	\$ 197,942.00
Quiniela	2,562,418.00			1,281,209	2,562,418.00
Straight	935,420.00	75,140	\$375,700.00	279,860	559,720.00
Place	541,418.00	33,310	166,550.00	187,434	374,868.00
Show	455,650.00	22,134	110,670.00	172,490	344,980.00
TOTAL	\$4,692,848.00	130,584	\$652,920.00	2,019,964	\$4,039,928.00

MIAMI BEACH KENNEL CLUB, INC.

80 Racing Days—January 9, 1946, to April 11, 1946, Inc.—80 Performances

Pari-Mutuel Handle	\$12,791,593.00
Average Performance	159,894.90
Average Wager per Capita	30.81

Total Attendance	415,226
Average Performance Attendance	5,190

STATE REVENUE


3% on P-M Handle	\$ 383,747.79
2% on P-M Handle	255,831.86
50% of Breaks	46,663.40
Admission Tax	41,522.60
	<u>\$ 727,765.65</u>
Occupational Licenses	1,942.25
Total State Revenue	<u>\$ 729,707.90</u>

TRACK REVENUE FROM P-M HANDLE

12% on P-M Handle	\$ 1,534,991.16
50% of Breaks	46,662.99
	<u>\$ 1,581,654.15</u>
Distributed to Public (82.27%)	\$10,523,695.80
Percentage of Daily Double to Total Pool	3.52%
Percentage of Quiniela to Total Pool	55.15%
Percentage of Breaks to Total Pool	0.73%

30

Pool Classification	Amount Wagered	\$5.00 Wagers		\$2.00 Wagers	
		Number	Amount	Number	Amount
Daily Double	\$ 450,460.00			225,230	\$ 450,460.00
Quiniela	7,054,036.00			3,527,018	7,054,036.00
Straight	2,637,177.00	230,399	\$1,151,995.00	742,591	1,485,182.00
Place	1,429,808.00	94,812	474,060.00	477,874	955,748.00
Show	1,220,112.00	70,630	353,150.00	433,481	866,962.00
TOTAL	\$12,791,593.00	395,841	\$1,979,205.00	5,406,194	\$10,812,388.00



ORANGE PARK KENNEL CLUB, INC
Orange Park, Florida

Officers

WM. H. JOHNSTON, *President*
1090 Arbor Lane
Jacksonville, Florida

JOHN A. RUSH, *Vice-President*
2503 River Road
Jacksonville, Florida

JOHN R. JOHNSTON, *Secretary*
Columbia Drive
Tulsa, Oklahoma

CHARLES W. BIDWILL, *Treasurer*
511 Plymouth Court
Chicago, Illinois

R. J. HART, *Asst. Secretary*
1390 S. W. 17th Street
Miami, Florida

JAMES J. PATTON, *Asst. Treasurer*
Earl Park
Indiana

Directors

WM. H. JOHNSTON

JOHN R. JOHNSTON

JOHN A. RUSH

CHARLES W. BIDWILL

WM. JOE SEARS, JR.

ORANGE PARK KENNEL CLUB, INC

65 Racing Days—March 18, 1946, to May 31, 1946, Inc.—66 Performances

Pari-Mutuel Handle	\$3,954,892.00
Average Performance	59,922.61
Average Wager per Capita	45.27

Total Attendance	87,357
Average Performance Attendance	1,323

STATE REVENUE

3% on P-M Handle	\$ 118,646.76
2% on P-M Handle	79,097.84
50% of Breaks	22,604.80
Admission Tax	8,735.70
	\$ 229,085.10

Occupational Licenses	317.25
Total State Revenue	\$ 229,402.35

TRACK REVENUE FROM P-M HANDLE

12% on P-M Handle	\$ 474,587.04
50% of Breaks	22,604.46
	\$497,191.50

Distributed to Public (81.86%)	\$3,237,351.10
Percentage of Daily Double to Total Pool	11.29%
Percentage of Quiniela to Total Pool	16.37%
Percentage of Breaks to Total Pool	1.14%

33

Pool Classification	Amount Wagered	\$5.00 Wagers		\$2.00 Wagers	
		Number	Amount	Number	Amount
Daily Double	\$ 446,434.00			223,217	\$ 446,434.00
Quiniela	647,600.00			323,800	647,600.00
Straight	1,441,827.00	129,403	\$ 647,015.00	397,406	794,812.00
Place	894,777.00	64,947	324,735.00	285,021	570,042.00
Show	524,254.00	24,030	120,150.00	202,052	404,104.00
TOTAL	\$3,954,892.00	218,380	\$1,091,900.00	1,431,496	\$2,862,992.00

PALM BEACH KENNEL CLUB, INC.
West Palm Beach, Florida

Officers

J. STOCKTON BRYAN, *President and Treasurer*
133 Seaspray
Palm Beach, Florida

H. PHIL BRYAN, *Vice-President*
Graham Circle
West Palm Beach, Florida

W. J. SINOT, *Secretary*
712 Palmetto
West Palm Beach, Florida

Directors

H. PHIL BRYAN

J. STOCKTON BRYAN

W. J. SINOT

PALM BEACH KENNEL CLUB, INC.

39 Racing Days—October 1, 1945 to November 14, 1945, Inc.—39 Performances

Pari-Mutuel Handle	\$1,277,683.00
Average Performance	32,761.10
Average Wager per Capita.....	23.07

Total Attendance	55,386
Average Performance Attendance.....	1,420

STATE REVENUE

3% on P-M Handle.....	\$ 38,330.49
2% on P-M Handle.....	25,553.66
50% of Breaks.....	5,372.47
Admission Tax	5,765.40
	<u>\$ 75,022.02</u>
Occupational Licenses	735.25
Assumed Names	20.00
Total State Revenue.....	<u>\$ 75,777.27</u>

TRACK REVENUE FROM P-M HANDLE

12% on P-M Handle.....	\$ 153,321.96
50% of Breaks.....	5,372.32
	<u>\$ 158,694.28</u>
Distributed to Public (82.16%).....	\$1,049,732.10
Percentage of Daily Double to Total Pool.....	7.58%
Percentage of Quiniela to Total Pool.....	43.30%
Percentage of Breaks to Total Pool.....	0.84%

35

Pool Classification	Amount Wagered	\$5.00 Wagers		\$2.00 Wagers		\$1.00 Wagers	
		Number	Amount	Number	Amount	Number	Amount
Daily Double..	\$ 96,842.00			48,421	\$ 96,842.00		
Quiniela	553,198.00			276,599	553,198.00		
Straight	307,007.00	19,763	\$ 98,815.00	80,585	161,170.00	47,022	\$ 47,022.00
Place	178,935.00	8,365	41,825.00	45,044	90,088.00	47,022	47,022.00
Show	141,701.00	4,143	20,715.00	36,982	73,964.00	47,022	47,022.00
TOTAL	\$1,277,683.00	32,271	\$161,355.00	487,631	\$975,262.00	141,066	\$141,066.00

PALM BEACH KENNEL CLUB, INC.

90 Racing Days—January 3, 1946 to April 17, 1946—90 Performances

Pari-Mutuel Handle	\$4,473,948.00
Average Performance	49,710.53
Average Wager per Capita.....	27.11

Total Attendance	165,031
Average Performance Attendance.....	1,834

STATE REVENUE


3% on P-M Handle.....	\$ 134,218.44
2% on P-M Handle.....	89,478.96
50% of Breaks.....	19,334.85
Admission Tax	17,645.50
	<u>\$ 260,677.75</u>
Occupational Licenses	1,068.25
Assumed Names	10.00
Total State Revenue.....	<u>\$ 261,756.00</u>

TRACK REVENUE FROM P-M HANDLE

12% on P-M Handle.....	\$ 536,873.76
50% of Breaks.....	19,334.39
	<u>\$ 556,208.15</u>
Distributed to Public (82.14%).....	\$3,674,707.60
Percentage of Daily Double to Total Pool.....	5.93%
Percentage of Quiniela to Total Pool.....	48.61%
Percentage of Breaks to Total Pool.....	0.86%

⌘

Pool Classification	Amount Wagered	\$5.00 Wagers		\$2.00 Wagers	
		Number	Amount	Number	Amount
Daily Double	\$ 265,278.00			132,639	\$ 265,278.00
Quiniela	2,174,582.00			1,087,291	2,174,582.00
Straight	925,055.00	64,627	\$323,135.00	300,960	601,920.00
Place	586,111.00	32,845	164,225.00	210,943	421,886.00
Show	522,922.00	16,278	81,390.00	220,766	441,532.00
TOTAL	\$4,473,948.00	113,750	\$568,750.00	1,952,599	\$3,905,198.00



PENSACOLA KENNEL CLUB, INC.

Pensacola, Florida

Officers

HERMAN B. WHITE, *President*
209 North Palafox Street
Pensacola, Florida

AL VILLANE, *Vice-President*
Pensacola
Florida

MAX C. ANSBAUGH, *Secretary-Treasurer*
Pensacola, Florida

Directors

HERMAN B. WHITE
AL VILLANE
MAX C. ANSBAUGH
DAN SACCARO, JR.
CARL T. JOHNSON

WALTER HARBESON
C. C. FORDHAM, JR.
JOHN C. PACE
PHIL SADOWSKI
HERMAN B. WHITE, *Trustee*

PENSACOLA KENNEL CLUB, INC.

90 Racing Days—February 11, 1946 to May 25, 1946—90 Performances

Pari-Mutuel Handle	\$2,702,205.00
Average Performance	30,024.50
Average Wager per Capita	33.49

Total Attendance	80,691
Average Performance Attendance	896

STATE REVENUE

3% on P-M Handle	\$ 81,066.15
2% on P-M Handle	54,044.10
50% of Breaks	12,619.73
Admission Tax	8,069.10
	<u>\$ 155,799.08</u>
Occupational Licenses	1,133.75
Total State Revenue	<u>\$ 156,932.83</u>

TRACK REVENUE FROM P-M HANDLE

12% on P-M Handle	\$ 324,264.60
50% of Breaks	12,619.22
	<u>\$ 336,883.82</u>
Distributed to Public (82.07%)	\$2,217,591.20
Percentage of Daily Double to Total Pool	5.31%
Percentage of Quiniela to Total Pool	37.14%
Percentage of Breaks to Total Pool	0.93%

39

Pool Classification	Amount Wagered	\$5.00 Wagers		\$2.00 Wagers	
		Number	Amount	Number	Amount
Daily Double	\$ 143,426.00			71,713	\$ 143,426.00
Quiniela	1,003,620.00			501,810	1,003,620.00
Straight	624,112.00	36,936	\$184,680.00	219,716	439,432.00
Place	449,881.00	17,399	86,995.00	181,443	362,886.00
Show	481,166.00	11,958	59,790.00	210,688	421,376.00
TOTAL	\$2,702,205.00	66,293	\$331,465.00	1,185,370	\$2,370,740.00

SANFORD-ORLANDO KENNEL CLUB, INC.

Longwood, Florida

Officers

WALTER J. CONNOLLY, *President*
2233 Fairfax Road
Columbus, Ohio

GEO. A. DECOTTES, *Secretary*
Sanford, Florida

W. C. ANDERSON, *Vice-President and Treasurer*
50 South Avenue
Bridgeport, Conn.

C. ANDERSON, *Assistant Treasurer*
50 South Avenue
Bridgeport, Conn.

ANABEL MCPADDEN, *Assistant Secretary*
50 South Avenue, Bridgeport, Conn.

Directors

W. C. ANDERSON
WALTER J. CONNOLLY
ANABEL MCPADDEN

Geo. A. DECOTTES
C. ANDERSON
MARY KELLY

SANFORD-ORLANDO KENNEL CLUB, INC.

23 Racing Days—July 2, 1945 to July 27, 1945, Inc.—23 Performances

Pari-Mutuel Handle	\$770,370.00
Average Performance	33,494.35
Average Wager per Capita	45.88

Total Attendance	16,792
Average Performance Attendance	730

STATE REVENUE

3% on P-M Handle	\$ 23,111.10
2% on P-M Handle	15,407.40
50% of Breaks	3,733.52
Admission Tax	1,679.20
	<u>\$ 43,931.22</u>
Occupational Licenses	104.00
Total State Revenue	<u>\$ 44,035.22</u>

TRACK REVENUE FROM P-M HANDLE

12% on P-M Handle	\$ 92,444.40
50% of Breaks	3,733.38
	<u>\$ 96,177.78</u>
Distributed to Public (82.03%)	\$631,940.20
Percentage of Daily Double to Total Pool	12.19%
Percentage of Quiniela to Total Pool	31.09%
Percentage of Breaks to Total Pool	0.97%

41

Pool Classification	Amount Wagered	\$5.00 Wagers		\$2.00 Wagers		\$1.00 Wagers	
		Number	Amount	Number	Amount	Number	Amount
Daily Double	\$ 93,904.00			46,952	\$ 93,904.00		
Quiniela	239,534.00			119,767	239,534.00		
Straight	210,664.00	18,021	\$ 90,105.00	45,326	90,652.00	29,907	\$ 29,907.00
Place	139,490.00	10,433	52,165.00	28,709	57,418.00	29,907	29,907.00
Show	86,778.00	4,973	24,865.00	16,003	32,006.00	29,907	29,907.00
TOTAL	\$770,370.00	33,427	\$167,135.00	256,757	\$513,514.00	89,721	\$ 89,721.00

SANFORD-ORLANDO KENNEL CLUB, INC.

90 Racing Days—December 31, 1945 to April 13, 1946, Inc.—90 Performances

Pari-Mutuel Handle	\$3,541,824.00
Average Performance	39,353.60
Average Wager per Capita.....	35.62

Total Attendance	99,428
Average Performance Attendance.....	1,105

STATE REVENUE

3% on P-M Handle.....	\$ 106,254.72
2% on P-M Handle.....	70,836.48
50% on Breaks.....	16,197.14
Admission Tax	9,942.80
	<u>\$ 203,231.14</u>
Occupational Licenses	914.75
Assumed Names	20.00
Total State Revenue.....	<u>\$ 204,165.89</u>

TRACK REVENUE FROM P-M HANDLE

12% on P-M Handle.....	\$ 425,018.88
50% on Breaks.....	16,196.68
	<u>\$ 441,215.56</u>
Distributed to Public (82.09%).....	\$2,907,320.10
Percentage of Daily Double to Total Pool.....	11.73%
Percentage of Quiniela to Total Pool.....	33.29%
Percentage of Breaks to Total Pool.....	0.91%

42

Pool Classification	Amount Wagered	\$5.00 Wagers		\$2.00 Wagers		\$1.00 Wagers	
		Number	Amount	Number	Amount	Number	Amount
Daily Double	\$ 415,562.00			207,781	\$ 415,562.00		
Quiniela	1,179,070.00			589,535	1,179,070.00		
Straight	913,127.00	77,330	\$386,650.00	198,131	396,262.00	130,215	\$130,215.00
Place	630,486.00	47,237	236,185.00	132,043	264,086.00	130,215	130,215.00
Show	403,579.00	23,122	115,610.00	78,877	157,754.00	130,215	130,215.00
TOTAL	\$3,541,824.00	147,689	\$738,445.00	1,206,367	\$2,412,734.00	390,645	\$390,645.00



SARASOTA KENNEL CLUB, INC.

Sarasota, Florida

Officers

G. V. WIDEN, *President*
Old Bradenton Road
Sarasota, Florida

L. H. LAWRENCE, *Vice-President*
Old Bradenton Road
Sarasota, Florida

C. E. NEWMAN, *Secretary-Treasurer*
Fruitville Road
Sarasota, Florida

Directors

G. V. WIDEN
L. H. LAWRENCE

C. W. ANDERSON

C. E. NEWMAN
JERRY COLLINS

SARASOTA KENNEL CLUB, INC.

72 Racing Days—March 9, 1946 to May 31, 1946, Inc.—77 Performances

Pari-Mutuel Handle	\$1,881,552.00
Average Performance	24,435.74
Average Wager per Capita	44.34

Total Attendance	42,433
Average Performance Attendance	551

STATE REVENUE

3% on P-M Handle	\$ 56,446.56
2% on P-M Handle	37,631.04
50% of Breaks	7,806.87
Admission Tax	4,243.30
	<u>\$ 106,127.77</u>
Occupational Licenses	396.00
Total State Revenue	<u>\$ 106,523.77</u>

TRACK REVENUE FROM P-M HANDLE

12% on P-M Handle	\$ 225,786.24
50% of Breaks	7,806.49
	<u>\$ 233,592.73</u>
Distributed to Public (82.17%)	\$1,546,074.80
Percentage of Daily Double to Total Pool	8.01%
Percentage of Quiniela to Total Pool	50.42%
Percentage of Breaks to Total Pool	0.83%

45

Pool Classification	Amount Wagered	\$5.00 Wagers		\$2.00 Wagers	
		Number	Amount	Number	Amount
Daily Double	\$ 150,716.00			75,358	\$ 150,716.00
Quiniela	948,716.00			474,358	948,716.00
Straight	329,516.00	26,272	\$131,360.00	99,078	198,156.00
Place	243,568.00	15,252	76,260.00	83,654	167,308.00
Show	209,036.00	9,126	45,630.00	81,703	163,406.00
TOTAL	\$1,881,552.00	50,650	\$253,250.00	814,151	\$1,628,302.00

ST. PETERSBURG KENNEL CLUB

1400 Central Avenue
St. Petersburg, Florida

Officers

T. L. WEAVER, *President*
1400 Central Avenue
St. Petersburg, Florida

A. V. WEAVER, *Vice-President*
5190 38th Avenue North
St. Petersburg, Florida

J. E. BROOKS, *Secretary-Treasurer*
1261 Brightwaters Boulevard
St. Petersburg, Florida

Directors

T. L. WEAVER
J. E. BROOKS

A. V. WEAVER
A. V. LAUGHNER

ST. PETERSBURG KENNEL CLUB, INC.

90 Racing Days—November 17, 1945 to March 4, 1946, Inc.—122 Performances

Pari-Mutuel Handle	\$7,727,350.00
Average Performance	63,338.93
Average Wager per Capita	35.09

Total Attendance	220,167
Average Performance Attendance	1,805

STATE REVENUE

3% on P-M Handle	\$ 231,820.50
2% on P-M Handle	154,547.00
50% of Breaks	32,195.64
Admission Tax	22,016.70
	<u>\$ 440,579.84</u>
Occupational Licenses	2,172.50
Assumed Names	20.00
Total State Revenue	<u>\$ 442,772.34</u>

TRACK REVENUE FROM P-M HANDLE

12% on P-M Handle	\$ 927,282.00
50% of Breaks	32,195.06
	<u>\$ 959,477.06</u>
Distributed to Public (82.17%)	\$6,349,309.80
Percentage of Daily Double to Total Pool	11.17%
Percentage of Quiniela to Total Pool	50.54%
Percentage of Breaks to Total Pool	0.83%

47

Pool Classification	Amount Wagered	\$10.00 Wagers		\$5.00 Wagers		\$2.00 Wagers	
		Number	Amount	Number	Amount	Number	Amount
Daily Double	\$ 862,810.00					431,405	\$ 862,810.00
Quiniela	3,905,454.00					1,952,727	3,905,454.00
Straight	1,379,600.00	22,057	\$220,570.00	52,924	\$264,620.00	447,205	894,410.00
Place	863,799.00	11,212	112,120.00	24,471	122,355.00	314,662	629,324.00
Show	715,687.00	6,559	65,590.00	14,017	70,085.00	290,006	580,012.00
TOTAL	\$7,727,350.00	39,828	\$398,280.00	91,412	\$457,060.00	3,436,005	\$6,872,010.00

WEST FLAGLER KENNEL CLUB, INC.

1108 Congress Building

Miami, Florida

Officers

JACOB SHER, *President*
1108 Congress Building
Miami, Florida

W. L. HUNTLEY, *Vice-President and General Manager*
1108 Congress Building
Miami, Florida

I. BENJAMIN, *Treasurer*
1108 Congress Building
Miami, Florida

A. W. EMERY, *Secretary*
1108 Congress Building
Miami, Florida

Directors

S. C. LEVENSON

JACOB SHER

W. L. HUNTLEY

I. BENJAMIN

A. W. EMERY

WEST FLAGLER KENNEL CLUB, INC.

80 Racing Days—November 20, 1945 to February 20, 1946—80 Performances

Pari-Mutuel Handle	\$14,095,401.00
Average Performance	176,192.51
Average Wager per Capita	31.48

Total Attendance	447,750
Average Performance Attendance	5,597

STATE REVENUE

3% on P-M Handle	\$ 422,862.03
2% on P-M Handle	281,908.02
50% of Breaks	53,451.88
Admission Tax	44,775.00
	\$ 802,996.93
Occupational Licenses	2,636.50
Assumed Names	40.00
Total State Revenue	\$ 805,673.43

TRACK REVENUE FROM P-M HANDLE

12% on P-M Handle	\$ 1,691,448.12
50% of Breaks	53,451.45
	\$ 1,744,899.57
Distributed to Public (82.24%)	\$11,592,279.50
Percentage of Daily Double to Total Pool	3.38%
Percentage of Quiniela to Total Pool	51.65%
Percentage of Breaks to Total Pool	0.76%

49

Pool Classification	Amount Wagered	\$10 Wagers		\$5 Wagers		\$2 Wagers	
		Number	Amount	Number	Amount	Number	Amount
Daily Double.	\$ 476,234.00					238,117	\$ 476,234.00
Quiniela	7,280,817.00			165,135	\$ 825,675.00	3,227,571	6,455,142.00
Straight	3,064,220.00	81,293	\$ 812,930.00	144,716	723,580.00	763,855	1,527,710.00
Place	1,659,714.00	31,729	317,290.00	65,962	329,810.00	506,307	1,012,614.00
Show	1,614,416.00	30,892	308,920.00	52,164	260,820.00	522,338	1,044,676.00
TOTAL	\$14,095,401.00	143,914	\$1,439,140.00	427,977	\$2,139,885.00	5,258,188	\$10,516,376.00

FRONTON EXHIBITION COMPANY

P. O. Box 2862

Miami, Florida

Officers

RICHARD I. BERENSON, *President*

Rivo Alto Island (P. O. 2862)

Miami Beach, Florida

BENJAMIN A. TRUSTMAN, *Secretary*

220 Devonshire Street

Boston, Mass.

JOSEPH WEINBERG, *Treasurer*

151 Milk Street

Boston, Mass.

Directors

SAMUEL PINASKI, *Chairman of the Board*

RICHARD I. BERENSON

REUBEN GRYZMISH

JOSEPH WEINBERG

GEORGE A. WORLEY

FRONTON EXHIBITION CO., INC.

90 Exhibition Days—December 25, 1945 to April 8, 1946, Inc.—90 Performances

Pari-Mutuel Handle	\$4,296,302.00
Average Performance	47,736.69
Average Wager per Capita	13.74

Total Attendance	312,785
Average Performance Attendance	3,475

STATE REVENUE

3% on P-M Handle	\$ 128,889.06
2% on P-M Handle	85,926.04
50% of Breaks	14,271.41
Admission Tax	31,278.50
	<u>\$ 260,365.01</u>
Occupational Licenses	1,036.50
Total State Revenue	<u>\$ 261,401.51</u>

TRACK REVENUE FROM P-M HANDLE

12% on P-M Handle	\$ 515,184.19
50% on Breaks	14,271.00
	<u>\$ 529,455.19</u>
Distributed to Public (82.34%)	\$3,537,760.30
Percentage of Daily Double to Total Pool	10.84%
Percentage of Quiniela to Total Pool	48.00%
Percentage of Breaks to Total Pool	0.66%

51

Pool Classification	Amount Wagered	\$5.00 Wagers Number	\$5.00 Wagers Amount	\$2.00 Wagers Number	\$2.00 Wagers Amount	Point Betting Amount
Daily Double	\$ 465,532.00			232,766	\$ 465,532.00	
Quiniela	2,062,084.00			1,031,042	2,062,084.00	
Straight	859,139.00	52,905	\$264,525.00	297,307	594,614.00	
Place	536,066.00	21,634	108,170.00	213,948	427,896.00	
Show	368,166.00	12,184	60,920.00	153,623	307,246.00	
Point Betting	5,315.00					\$ 5,315.00
TOTAL	\$4,296,302.00	86,723	\$433,615.00	1,928,686	\$3,857,372.00	\$ 5,315.00

GABLES RACING ASSOCIATION, INC. (TROPICAL PARK)

Coral Gables, Florida

Officers

HARRY L. STRAUS, *President*

5133 Reisterstown Road

Baltimore, Maryland

A. CHARLES SCHWARTZ, *First Vice-President*

36 Wall Street

New York, N. Y.

GURNEE MUNN, *Second Vice-President*

Ocean Boulevard

Palm Beach, Florida

CHARLES A. MUNN, *Secretary-Treasurer*

Ocean Boulevard

Palm Beach, Florida

Directors

HERBERT BAYARD SWOPE, *Chairman of Board*

HENRY L. STRAUS

GURNEE MUNN

STEPHEN SANFORD

A. CHARLES SCHWARTZ

CHARLES A. MUNN

CHARLES R. MOREHEAD

GABLES RACING ASSOCIATION, INC. (TROPICAL PARK)

40 Racing Days—March 5, 1946 to April 19, 1946, Inc.—40 Performances

Pari-Mutuel Handle	\$26,273,471.00
Average Daily Handle.....	656,836.77
Average Wager per Capita.....	90.60

Total Attendance	289,989
Average Daily Attendance.....	7,250

STATE REVENUE

3% on P-M Handle.....	\$ 788,204.13
5% Tax on P-M Handle.....	1,313,673.55
Breaks (0.66%)	172,950.75
Admission Tax	51,439.60
	\$ 2,326,268.03
Occupational Licenses	2,571.25
Assumed Names	60.00
Color Registrations	60.00
Total State Revenue.....	\$ 2,328,959.28

TRACK REVENUE FROM P-M HANDLE

7% of P-M Handle.....	\$ 1,839,142.97
Distributed to Public (84.34%).....	\$22,159,499.60
Percentage of Daily Double to Total Pool.....	06.02%
Percentage of \$100.00 Wagers to Total Pool.....	7.13%
Percentage of \$ 50.00 Wagers to Total Pool.....	18.75%
Percentage of \$ 10.00 Wagers to Total Pool.....	28.55%
Percentage of \$ 5.00 Wagers to Total Pool.....	16.96%
Percentage of \$ 2.00 Wagers to Total Pool.....	28.61%

53

Pool Classification	Amount Wagered	\$100 Wagers		\$50 Wagers		\$10 Wagers		\$5.00 Wagers		\$2.00 Wagers	
		Number	Amount	Number	Amount	Number	Amount	Number	Amount	Number	Amount
Daily Double..	\$ 1,580,726.00					44,751	\$ 447,510.00			566,608	\$1,133,216.00
Straight	14,022,347.00	13,176	\$1,317,600.00	58,366	\$2,918,300.00	450,077	4,500,770.00	478,079	2,390,395.00	1,447,641	2,895,282.00
Place	5,691,670.00	2,539	253,900.00	21,043	1,052,150.00	141,703	1,417,030.00	228,184	1,140,920.00	913,835	1,827,670.00
Show	4,978,728.00	3,016	301,600.00	19,127	956,350.00	113,567	1,135,670.00	184,992	924,960.00	830,074	1,660,148.00
TOTAL	\$26,273,471.00	18,731	\$1,873,100.00	98,536	\$4,926,800.00	750,098	\$7,500,980.00	891,255	\$4,456,275.00	3,758,158	\$7,516,316.00

GULFSTREAM PARK RACING ASSOCIATION, INC.

Hallandale, Florida

Officers

JAMES DONN, *President*
Miami, Florida

STEFAN H. ZACHAR, *Second Vice-President*
Miami Beach, Florida

GEORGE W. LANGFORD, *First Vice-President*
Miami, Florida

JAMES F. MACK, *Secretary-Treasurer*
Hollywood, Florida

Directors

JAMES DONN
HAROLD A. CLARK
JAMES F. MACK
H. H. WOODSMALL
GEORGE T. TAYLOR

DAVID I. McCAHILL
MORRIS SCHAPIRO
GEORGE W. LANGFORD
STEFAN ZACHAR
DAVE WESTCOTT

GULFSTREAM PARK RACING ASSOCIATION, INC.

40 Racing Days—December 1, 1945 to January 16, 1946, Inc.—40 Performances

Pari-Mutuel Handle\$28,592,076.00
 Average Daily Handle..... 714,801.90
 Average Wager per Capita..... 87.05

Total Attendance 328,460
 Average Daily Attendance..... 8,212

STATE REVENUE

3% on P-M Handle.....\$ 857,762.28
 5% on P-M Handle..... 1,429,603.80
 Breaks (0.64%) 183,962.90
 Admission Tax 58,803.03
\$ 2,530,132.01
 Occupational Licenses 13,972.00
 Assumed Names 820.00
 Color Registrations 663.00
 Total State Revenue.....\$ 2,545,587.01

TRACK REVENUE FROM P-M HANDLE

7% of P-M Handle.....\$ 2,001,445.32
 Distributed to Public (84.36%).....\$24,119,301.70

Percentage of Daily Double to Total Pool..... 5.43%
 Percentage of \$50.00 Wagers to Total Pool..... 23.16%
 Percentage of 10.00 Wagers to Total Pool..... 29.73%
 Percentage of 5.00 Wagers to Total Pool..... 17.47%
 Percentage of 2.00 Wagers to Total Pool..... 29.64%

55

Pool Classification	Amount Wagered	\$50 Wagers		\$10 Wagers		\$5 Wagers		\$2 Wagers	
		Number	Amount	Number	Amount	Number	Amount	Number	Amount
Daily Double	\$ 1,552,446.00			36,674	\$ 366,740.00			592,853	\$1,185,706.00
Straight	15,170,707.00	80,056	\$4,002,800.00	523,756	5,237,560.00	521,329	\$2,606,645.00	1,661,851	3,323,702.00
Place	6,120,105.00	24,875	1,243,750.00	155,281	1,552,810.00	254,127	1,270,635.00	1,026,455	2,052,910.00
Show	5,748,818.00	27,518	1,375,900.00	134,439	1,344,390.00	223,578	1,117,890.00	955,319	1,910,638.00
TOTAL	\$28,592,076.00	132,449	\$6,622,450.00	850,150	\$8,501,500.00	999,034	\$4,995,170.00	4,236,478	\$8,472,956.00

HIALEAH RACE COURSE, INC
Hialeah, Florida

Officers

JOHN C. CLARK, *President*
90 Riverside Drive
Binghampton, New York

SAM H. McCORMICK, *Secretary-Treasurer*
3800 Alhambra Court
Coral Gables, Florida

Directors

P. A. B. WIDENER
JAMES H. BRIGHT
RUSSELL A. FIRESTONE
EDWARD C. ROMFH
SCHOFIELD ANDREWS
J. P. COCHRANE

JOHN C. CLARK
SAM H. McCORMICK
WARREN WRIGHT
B. L. WHITTEN
FREDERICK C. PETERS
EDWARD S. MOORE

ROYCE G. MARTIN

HIALEAH RACE COURSE, INC

40 Racing Days—January 17, 1946 to March 4, 1946, Inc.—40 Performances

Pari-Mutuel Handle	\$53,308,007.00
Average Daily Handle	1,332,700.18
Average Wager per Capita	85.38

STATE REVENUE

3% on P-M Handle	\$ 1,599,240.21
5% on P-M Handle	2,665,400.35
Breaks (0.66%)	353,459.70
Admission Tax	123,524.97
	\$ 4,741,625.23

Occupational Licenses	6,210.25
Assumed Names	150.00
Color Registrations	153.00
Total State Revenue	\$ 4,748,138.48

Total Attendance	624,362
Average Daily Attendance	15,609

TRACK REVENUE FROM P-M HANDLE

7% of P-M Handle	\$ 3,731,560.49
Distributed to Public from P-M Handle	\$44,958,346.25
Distributed to Public from Track for Minus Pool	23.85
Total Distributed to Public (84.34%)	\$44,958,370.10

Percentage of Daily Double to Total Pool	6.24%
Percentage of \$100.00 Wagers to Total Pool	15.61%
Percentage of 50.00 Wagers to Total Pool	16.96%
Percentage of 10.00 Wagers to Total Pool	25.77%
Percentage of 5.00 Wagers to Total Pool	15.58%
Percentage of 2.00 Wagers to Total Pool	26.08%

57

Pool Classification	Amount Wagered	\$100 Wagers		\$50 Wagers		\$10 Wagers		\$5 Wagers		\$2 Wagers	
		Number	Amount	Number	Amount	Number	Amount	Number	Amount	Number	Amount
D. Double	\$ 3,328,892.00					118,619	\$ 1,186,190.00			1,071,351	\$ 2,142,702.00
Straight	27,764,292.00	49,677	\$4,967,700.00	107,082	\$5,354,100.00	808,944	8,089,440.00	822,098	\$4,110,490.00	2,621,281	5,242,562.00
Place	11,679,100.00	15,721	1,572,100.00	38,494	1,924,700.00	250,010	2,500,100.00	459,552	2,297,760.00	1,692,220	3,384,440.00
Show	10,535,723.00	17,808	1,780,800.00	35,243	1,762,150.00	196,129	1,961,290.00	379,265	1,896,325.00	1,567,579	3,135,158.00
TOTAL	\$53,308,007.00	83,206	\$8,320,600.00	180,819	\$9,040,950.00	1,373,702	\$13,737,020.00	1,660,915	\$8,304,575.00	6,952,431	\$13,904,862.00

