

Sixteenth Annual Report

of the

FLORIDA STATE RACING COMMISSION

to the

HONORABLE MILLARD F. CALDWELL
GOVERNOR OF FLORIDA

FOR THE FISCAL YEAR ENDING
JUNE 30, 1947



CHARLES F. BALDWIN, *Chairman*
WILLIAM B. WATSON, JR., *Secretary*
TOM B. SWANN, *Member*
JAMES D. JOHNSON, *Member*
EMIL YDE, *Member*

F351.76s
W131



GOVERNOR MILLARD F. CALDWELL

Sixteenth Annual Report

of the

FLORIDA STATE RACING COMMISSION


to the

HONORABLE MILLARD F. CALDWELL
GOVERNOR OF FLORIDA

FOR THE FISCAL YEAR ENDING
JUNE 30, 1947



CHARLES F. BALDWIN, *Chairman*
WILLIAM B. WATSON, JR., *Secretary*
TOM B. SWANN, *Member*
JAMES D. JOHNSON, *Member*
EMIL YDE, *Member*



July 1, 1947

Honorable Millard F. Caldwell
Governor of Florida
Tallahassee, Florida

Sir:

Pursuant to the requirement of Section 550.02, Florida Statutes, 1941, the Florida State Racing Commission respectfully submits this report of its activities, receipts and disbursements for the fiscal year ended June 30, 1947, being the Sixteenth Annual Report of this Commission.

The members of this Commission, originally appointed and confirmed by the State Senate for terms expiring January 2, 1947, were, upon the expiration of such terms reappointed and confirmed for two year terms ending January 2, 1949. Thus the personnel of the Commission has remained unchanged since January 2, 1945, and consists of the following members:

Tom B. Swann, Winter Haven.....	First District
William B. Watson, Jr., Gainesville.....	Second District
James D. Johnson, Pensacola.....	Third District
Charles F. Baldwin, Miami.....	Fourth District
Emil Yde, Leesburg.....	Fifth District

Charles F. Baldwin and William B. Watson, Jr., were again selected as Chairman and Secretary, respectively, of this Commission, having served in these positions since January 2, 1945.

The Commission held formal meetings upon the following dates and at the following places during the fiscal year covered by this report:

July 29 and 30, 1946, held at Miami, Florida.
August 12, 1946, held at Miami, Florida.
September 17, 1946, held at Miami, Florida.
October 18, 1946, held at Gainesville, Florida.
November 15, 1946, held at Miami, Florida.
December 30, 1946, held at Miami, Florida.
February 24, 1947, held at Tampa, Florida.
March 12 and 13, 1947, held at Miami, Florida.
June 30, 1947, held at Miami, Florida.

Racing dates were awarded the various associations and operators of horse tracks, dog tracks and jai-alai fronton for the regular season beginning November 15, 1946, and ending May 31, 1947, as follows:

- Gables Racing Association, Inc.
Open December 2, 1946, close January 16, 1947.
- Hialeah Race Course, Inc.
Open January 17, 1947, close March 4, 1947.
- Sunshine Park Racing Association
Open January 23, 1947, close March 22, 1947.
- Gulfstream Park Racing Association, Inc.
Open March 5, 1947, close April 19, 1947.
- Biscayne Kennel Club, Inc.
Open November 15, 1946, close December 26, 1946;
Re-open April 5, 1947, close May 26, 1947.
- Orange Park Kennel Club, Inc.
Open November 15, 1946, close December 21, 1946;
Re-open April 7, 1947, close May 31, 1947.
- Sarasota Kennel Club, Inc.
Open November 15, 1946, close December 21, 1946;
Re-open March 24, 1947, close May 31, 1947.
- Associated Outdoor Clubs, Inc.
Open November 22, 1946, close March 8, 1947.
- Broward County Kennel Club, Inc.
Open December 21, 1946, close April 4, 1947.
- Jacksonville Kennel Club, Inc.
Open December 25, 1946, close April 5, 1947.
- Miami Beach Kennel Club, Inc.
Open December 27, 1946, close March 29, 1947.
- Sanford-Orlando Kennel Club, Inc.
Open December 30, 1946, close April 12, 1947.
- St. Petersburg Kennel Club, Inc.
Open December 31, 1946, close April 14, 1947.
- West Flagler Kennel Club, Inc.
Open January 1, 1947, close April 3, 1947.
- Palm Beach Kennel Club, Inc.
Open January 2, 1947, close April 16, 1947.
- Pensacola Kennel Club, Inc.
Open February 15, 1947, close May 31, 1947.
- Fronton Exhibition Company
Open December 25, 1946, close April 8, 1947.

It will be noted that since the last Annual Report of this Commission permit for an additional running horse track has been issued by the Commission and such permit ratified by the voters of Hillsborough County, Florida. Such track, known as Sunshine Park Racing Association, conducted its first meeting at Oldsmar, Florida, from January 23, 1947, through March 22, 1947, under the management of Messrs. John W. Kane and C. C. Vega, Jr., the permittees. A total attendance of 72,029 persons wagered the sum of \$4,814,529.00 upon the races conducted at

this track during its first season of operation. Such operation resulted in state revenue in the amount of \$433,671.73 and it is hoped that these operators will be able to continue the development of horse racing as a sport on the west coast of Florida.

In addition to the new running horse track at Tampa mentioned above, the Commission granted further conditional permits for the operation of harness tracks to be located in Palm Beach County and St. Johns County. Special elections were thereafter held in each of these counties and such permits granted Palm Beach Jockey Club, Inc., and Ponce De Leon Raceways, Inc., were duly ratified by the voters of their respective counties. While these permittees have not yet commenced the actual construction of their racing plants due to the present governmental restrictions and regulations relating to building, it is anticipated that they will do so in the near future and thus for the first time in the history of pari-mutuel racing in Florida, harness racing with pari-mutuel betting will be offered to its visitors and its citizens as an additional attraction as well as a further revenue producer for the various counties and the old age assistance program.

The 1947 Florida State Legislature undertook the consideration of a large number of proposed bills relating to nearly all aspects of pari-mutuel wagering, horse racing, both running and harness, dog racing and the operation of jai-alai frontons. Passed and becoming a law of Florida were acts defining and prescribing penalties for the offenses of touting and bookmaking. These laws should be very helpful in connection with the constant efforts on the part of the track operators and the State of Florida to eliminate these offenses.

Further legislation has resulted in finally making the State of Florida a year round racing state. Only three other states in the Union conduct legalized pari-mutuel wagering in connection with dog racing. In these three states there are now in operation only five dog racing associations, while in Florida at the present time we have twelve licensed and regularly operating dog tracks at which pari-mutuel wagering is conducted. The legislature first authorized the conduct of summer dog racing in the area located west of the Apalachicola River and prescribed the season as beginning March 15th and ending October 31st in that area. Pensacola Kennel Club, Inc., was at the time of the passage of this act the only licensed dog track in the area affected but thereafter the Commission received application for a permit for the conduct of dog racing in Bay County, Florida, and has tentatively authorized the granting of such permit subject to certain required amendments and additional data. When and if such permit is finally granted same must be ratified and approved at a special election to be held in Bay County.

The legislature likewise authorized summer dog racing meetings to be held in the area East of the St. Johns River and South of the Matanzas Inlet and application has been made and permit granted to Volusia County Kennel Club, Inc., for the operation of a dog track to conduct summer meetings near Daytona Beach. This permit will not become effective until ratified by a special election to be held in Volusia County on August 28, 1947.

Section 550.05, Florida Statutes, 1941, which provided that no permit might be issued to conduct dog racing at a location within twenty

miles of another dog racing plant was amended by the 1947 legislature so as to increase the distance limitation from twenty miles to one hundred miles and to extend the type of racing to include dog tracks, and horse tracks, conducting both running and harness racing. Express exception was contained in this amendment, however, so as to eliminate the area South of Matanzas Inlet and East of the St. Johns River wherein summer dog racing has been authorized.

In view of the fact that a permit has been granted to Palm Beach Jockey Club, Inc., for the conduct of harness horse racing, the legislature, by further act, provided that the existing requirement that horse tracks situated within one hundred air miles of each other might not operate upon the same dates should relate to horse tracks conducting running races and specifically provided that horse tracks conducting harness racing within such one hundred air mile area might likewise be granted a season of forty days. Thus the additional harness track within the one hundred mile area including Dade and Broward Counties will have no effect upon the division of the present one hundred and twenty day horse racing season and will be authorized to run forty days as are each of the present permit holders conducting running horse racing in that area.

A further legislative act which has become law eliminates all discretion on the part of the Racing Commission in awarding dates annually to the three operators of running horse races in the South Florida area. This law provides that the track producing the most state revenue each year shall be accorded the first selection of dates with provision that the other two tracks be granted a choice of the dates remaining in accordance with revenue produced by each during the past year.

The provision that the holder of a ratified permit shall construct a track suitable for the conduct of race meetings within twelve months after the ratification of said permit by the electors of the county of location was amended so as to provide for additional time for the construction of tracks in view of the present government regulations and restrictions on certain types of building.

The members of this Commission have maintained their affiliation with the National Association of State Racing Commissioners. This organization is made up from the membership of racing commissioners from all of the States of the United States which have authorized pari-mutuel betting and includes as well, members from Mexico and Canada. It is hoped that eventually this Association can perfect a central licensing bureau for the purpose of acting as a clearing house for information relating to owners, trainers, jockeys, jockey agents, grooms, and all other persons engaged by the racing industry for the benefit of the various state commissions. Chairman Baldwin of this Commission was recently elected to the office of First Vice-President of the National Association of State Racing Commissioners.

This Commission has continued and intensified its past efforts to provide clean racing, free from fraud and questionable practices, in the State of Florida. The Stewards employed by the tracks and those appointed by this Commission have done a splendid job in their particular field, promptly and fairly dealing with all violations of the rules which

EXHIBIT "C"
FLORIDA STATE RACING COMMISSION
COMPARATIVE DATA

52 SEASON

1952-1953 SEASON

State Revenue From Breaks	Total State Revenue	Track Comm. on Pari-Mutuel Sales	Track Revenue From Breaks	Distributed to Public	No. Racing Days	SOURCES OF RACING REVENUE	No. Racing Days	Attendance	Pari-Mutuel Sales	Tax on Attendance	3% Comm. on Pari-Mutuel Sales	2% Comm. on Pari-Mutuel Sales	State Revenue From Breaks	Total State Revenue	Track Comm. on Pari-Mutuel Sales	Track Revenue From Breaks	Distributed to Public
GREYHOUND RACING ASSOCIATIONS																	
SUMMER SEASON																	
8,689.97	81,041.67	369,936.12	8,689.41	2,102,711.20	103	Pensacola Kennel Club, Inc.	91	83,804	2,813,136.00	8,380.40	84,394.08	56,262.72	9,398.60	158,435.80	337,576.32	9,398.18	2,316,106.10
24,721.22	411,408.67	870,493.80	24,720.73	5,971,473.50	89	Volusia County Kennel Club, Inc.	90	259,438	8,772,792.00	25,943.80	263,183.76	175,455.84	29,469.71	494,053.11	1,052,735.04	29,469.15	7,222,478.50
33,411.19	492,450.34	1,240,429.92	33,410.14	8,074,184.70	192	TOTAL SUMMER SEASON	181	343,242	11,585,928.00	34,324.20	347,577.84	231,718.56	38,868.31	652,488.91	1,390,311.36	38,867.33	9,538,584.60
WINTER SEASON																	
23,120.69	405,426.09	869,156.40	23,120.31	5,965,424.10	90	Associated Out-Door Clubs, Inc.	90	208,562	7,560,686.00	20,856.20	226,820.58	151,213.72	24,299.34	423,189.84	907,282.32	24,298.74	6,226,771.30
54,232.30	861,220.80	1,820,966.16	54,231.84	12,486,551.80	90	Biscayne Kennel Club, Inc.	90	524,334	16,699,800.00	52,433.40	500,994.00	333,996.00	55,639.03	943,062.43	2,003,976.00	55,638.57	13,749,556.40
41,619.90	680,677.60	1,432,479.60	41,619.50	9,824,744.50	90	Broward County Kennel Club, Inc.	90	445,498	13,220,905.00	44,549.80	396,627.15	264,418.10	44,327.36	749,922.41	1,586,508.60	44,326.99	10,884,696.80
13,452.80	242,698.50	521,335.20	13,452.40	3,578,996.60	90	Jacksonville Kennel Club, Inc.	89	117,592	4,429,777.00	11,759.20	132,893.31	88,595.54	12,536.30	245,784.35	531,573.24	12,535.91	3,651,642.70
34,481.42	672,621.97	1,436,138.28	34,481.05	9,864,327.30	90	Key West Kennel Club, Inc.	90	56,240	1,511,077.00	5,624.00	45,332.31	30,221.54	5,576.62	86,754.47	181,329.24	5,576.09	1,243,041.20
8,401.22	157,206.47	339,173.16	8,400.77	2,329,145.70	74	Miami Beach Kennel Club, Inc.	90	413,600	12,647,070.00	41,360.00	379,412.10	252,941.40	36,504.47	710,217.97	1,517,648.40	36,504.03	10,424,059.60
25,134.82	392,920.88	817,360.08	25,134.30	5,603,138.10	90	Orange Park Kennel Club, Inc.	85	88,095	3,643,576.00	8,809.50	109,307.28	72,871.52	11,013.29	202,001.59	437,229.12	11,012.89	3,002,141.90
11,691.52	196,222.47	416,634.84	11,691.09	2,858,341.70	90	Palm Beach Kennel Club, Inc.	90	266,439	7,939,943.00	30,104.01	238,198.29	158,798.86	28,552.97	455,654.13	952,793.16	28,552.52	6,533,047.20
13,350.20	238,345.30	515,937.84	13,349.66	3,541,870.20	79	Sanford-Orlando Kennel Club, Inc.	90	117,893	3,804,793.00	11,789.30	114,143.79	76,095.86	13,568.15	215,597.10	456,575.16	13,567.74	3,130,842.30
43,673.60	692,887.65	1,457,197.08	43,673.07	9,991,599.80	79	Sarasota Kennel Club, Inc.	79	108,838	5,001,262.00	10,883.80	150,037.86	100,025.24	16,000.18	276,947.08	600,151.44	15,999.78	4,119,047.50
48,425.32	771,300.52	1,613,799.84	48,424.84	11,065,265.40	90	St. Petersburg Kennel Club, Inc.	90	459,419	13,973,272.00	45,941.90	419,198.16	279,465.44	47,885.26	792,490.76	1,676,792.64	47,884.70	11,502,045.80
317,583.79	5,311,528.25	11,240,178.48	317,578.83	77,109,405.20	963	TOTAL WINTER SEASON	1,063	3,340,561	105,169,386.00	337,516.21	3,155,081.58	2,103,387.72	346,992.07	5,942,977.58	12,620,326.32	346,986.61	86,596,611.70
TOTAL GREYHOUND TRACKS																	
350,994.98	5,803,978.59	12,480,608.40	350,988.97	85,183,589.90	1,155	Summer and Winter Seasons	1,244	3,683,803	116,755,314.00	371,840.41	3,502,659.42	2,335,106.28	385,860.38	6,595,466.49	14,010,637.68	385,853.94	96,135,196.30
15,246.59	304,698.89	614,192.64	15,246.07	4,217,673.10	100	JAI-ALAI FRONTON	100	348,585	5,777,244.00	34,858.50	173,317.32	115,544.88	15,650.48	339,371.18	693,269.28	15,650.04	4,763,812.00
TOTAL GREYHOUND TRACKS and FRONTON																	
366,241.57	6,108,677.48	13,094,801.04	366,235.04	89,401,263.00	1,255		1,344	4,032,388	122,532,558.00	406,698.91	3,675,976.74	2,450,651.16	401,510.86	6,934,837.67	14,703,906.96	401,503.98	100,899,008.30
HORSE RACING ASSOCIATIONS																	
240,637.85	3,750,535.47	2,979,900.91	240,637.85	35,943,873.20	40	Gulfstream Park Racing Ass'n, Inc.	40	477,073	46,306,670.00	117,570.36	1,389,200.10	2,315,333.50	281,439.10	4,103,543.06	3,241,466.90		39,079,230.40
347,880.80	5,333,428.06	4,244,593.43	347,880.80	51,193,610.85	40	Hialeah Race Course, Inc.	40	701,157	62,084,596.00	138,606.54	1,862,537.88	3,104,229.80	342,860.65	5,448,234.87	4,345,921.72		52,429,045.95
52,169.55	254,865.05	961,336.80	52,169.55	6,483,405.65	35	Ponce de Leon Raceway, Inc. (Harness)	35	40,926	759,146.00	5,028.69	22,774.38	15,182.92	5,313.78	48,299.77	91,097.52	5,313.60	619,463.80
176,510.50	2,583,041.63	2,046,627.73	176,510.50	24,675,397.65	48	Sunshine Park Racing Ass'n, Inc.	50	128,827	8,438,802.00	16,252.60	150,000.00	50,000.00	59,135.35	275,387.95	1,065,820.30		7,113,846.35
817,198.70	11,921,870.21	10,232,458.87	817,198.70	118,296,287.35	168	TOTAL HORSE TRACKS	205	1,699,981	150,163,501.00	347,434.17	4,401,740.97	7,113,460.57	869,732.48	12,732,368.19	11,024,506.53	5,313.60	126,748,746.85
1,183,440.27	18,030,547.69	23,327,259.91	1,183,440.27	207,697,550.35	1,423	TOTAL ALL TRACKS	1,549	5,732,369	272,696,059.00	754,133.08	8,077,717.71	9,564,111.73	1,271,243.34	19,667,205.86	25,728,413.49	406,817.58	227,647,755.15
OTHER INCOME																	
\$ 49,545.00						Occupational Licenses							\$ 56,781.25				In addition to total receipts, we collected \$232,907.36 for Racing Scholarship Fund administered by The State Board of Control.
5,400.00						Greyhound Registrations							5,410.00				
2,300.00						Assumed Name Registrations							2,380.00				
1,256.00						Color Registrations							1,293.00				
1,449.08						Miscellaneous Income							1,443.50				*Instead of 5% Comm., 2% Comm. was deducted at Ponce de Leon Raceway and a Flat Rate was deducted at Sunshine Park Racing Ass'n.
\$ 59,950.08						TOTAL OTHER INCOME							\$ 67,307.75				
\$18,090,497.77						GRAND TOTAL RECEIPTS							\$19,734,513.61				

requirement of law that 85% of track employees must be bonafide citizens and residents of this State and must be paid a like percentage of the total payroll.

Detailed figures are hereafter included in this report relating to the attendance, the pari-mutuel sales, the taxes paid and the amount distributed to the public by the individual racing associations operating during the time covered by this report, together with a statement of receipts and disbursements by this Commission. Further information is set out relating to the officers and operations of the associations.

The members of this Commission are very grateful for the continued co-operation on the part of all license permit holders, the owners, trainers, jockeys and others engaged in the activity of racing. Particular appreciation is hereby expressed for the co-operation and assistance of Thoroughbred Racing Protective Bureau, Inc., and Mr. Spencer J. Drayton, its President and Director. The agents and investigators of this organization have been of material assistance to this Commission and the activities of this organization in racing generally have been of great benefit to the sport throughout the nation.

Respectfully submitted,


CHARLES F. BALDWIN, *Chairman*

WILLIAM B. WATSON, JR., *Secretary*

TOM B. SWANN

JAMES D. JOHNSON

EMIL YDE



STATEMENT—RECEIPTS AND DISBURSEMENTS

July 1, 1946, to June 30, 1947, Inclusive

RECEIPTS

Admission Tax:

Dog Tracks.....	\$ 268,531.40
Jai-Alai Fronton	35,244.20
Horse Tracks	268,553.80
	<u>572,329.40</u>

Commission on Pari-Mutuel Sales:

Dog Tracks 3%	\$2,448,907.59
Dog Tracks 2%.....	1,632,605.06
Dog Tracks Breakage	319,574.65
Jai-Alai Fronton 3%	144,472.65
Jai-Alai Fronton 2%.....	96,315.10
Jai-Alai Fronton Breakage	15,841.56
Horse Tracks 3%	3,247,929.75
Horse Tracks 5%	5,413,216.25
Horse Tracks Breakage	737,288.25
	<u>14,056,150.86</u>
	\$14,628,480.26

Occupational Licenses	\$ 45,297.25
Greyhound Registrations	4,470.00
Assumed Names Registrations	1,500.00
Color Registrations	983.00
	<u>52,250.25</u>

TOTAL Receipts for Current Season.....\$14,680,730.51

Prior Year's Warrants Cancelled and Restored..... 26.00

Balances on hand July 1, 1946, as follows:

5% and 2% Old Age Assistance Fund.....	1,991,748.11
Breaks—Old Age Assistance Fund.....	1,221,398.94
State Racing Commission Account.....	64,484.20
	<u>3,277,631.25</u>

TOTAL Available and to be accounted for.....\$17,958,387.76

DISBURSEMENTS

DISBURSEMENTS BY RACING COMMISSION:

Salaries:

Commissioners	\$ 13,880.00	
Commission Attorney	1,677.43	
		\$ 15,477.43
General Office	\$ 21,117.91	21,117.91
Laboratory	16,265.00	16,265.00

Track Supervision:

Dog Racing Associations	\$107,611.50	
Jai-Alai Fronton	6,774.00	
Horse Racing Associations	48,192.00	
		162,577.50

TOTAL SALARIES \$ 215,437.84

Traveling Expenses:

Commissioners	\$ 3,893.29	
Commission Attorney	495.97	
Employees	1,516.81	
		5,906.07

Miscellaneous Disbursements:

Association Dues	\$ 300.00	
Bond Premiums	496.72	
Books and Subscriptions	57.00	
Freight, Express and Drayage	979.43	
Furniture and Fixtures	684.11	
Incidental Expense	47.73	
Insurance	707.25	
Judge's Fees, Occupational Licenses	2,399.50	
Legal Hearings, Court Reporting, etc.	1,751.51	
Laboratory Supplies	3,471.59	
Laboratory Equipment	1,799.29	
Postage	669.90	
Rental—Miami Office	3,114.00	
Rental—Laboratory	900.00	
Rental—Equipment	34.00	
Repairs to Furniture and Equipment	284.27	
Repairs to Laboratory Equipment	337.11	
Stationery, Printing and Office Supplies	3,142.29	
Telephone	1,406.95	
Telegraph	290.45	
TOTAL Miscellaneous Disbursements	\$ 22,873.10	

TOTAL Disbursed by Commission \$ 244,217.01

Disbursed to Counties		6,090,300.00
Disbursed to Old Age Assistance Fund		7,670,807.84
To State General Fund Chapter 20890 Acts of 1941.....		347,921.01
Cancelled Warrants Reissued		36.15

GRAND TOTAL DISBURSEMENTS \$14,353,282.01

Balance on Hand 5% and 2% Old Age Assistance Fund (June 30, 1947)		3,254,781.18
Balance on Hand Breaks Old Age Assistance Fund (June 30, 1947)		309,444.88
Balance on Hand State Racing Commission Account (June 30, 1947)		40,879.69

TOTAL ACCOUNTED FOR \$17,958,387.76

FLORIDA STATE RACING COMMISSION

1945-1946 SEASON

COMPARATIVE DATA

1946-1947 SEASON

Attendance	Pari-Mutuel Sales	Tax on Attendance	3% Comm. on Pari-Mutuel Sales	2% Comm. on Pari-Mutuel Sales	State Revenue From Breaks	Total State Revenue	Track Comm. on Pari-Mutuel Sales	Track Revenue From Breaks	Distributed to Public	No. Racing Days	GREYHOUND RACING ASSOCIATIONS	No. Racing Days	Attendance	Pari-Mutuel Sales	Tax on Attendance	3% Comm. on Pari-Mutuel Sales	2% Comm. on Pari-Mutuel Sales	State Revenue From Breaks	Total State Revenue	Track Comm. on Pari-Mutuel Sales	Track Revenue From Breaks	Distributed to Public	
<i>SUMMER SEASON</i>																							
98,724	\$ 4,377,920.00	\$ 9,872.40	\$ 131,337.60	\$ 87,558.40	\$ 13,713.40	\$ 242,481.80	\$ 525,350.40	\$ 13,713.10	\$ 3,606,247.10	60	Associated Outdoor Clubs, Inc.	60											
126,384	4,656,925.00	12,638.40	139,707.75	93,138.50	17,960.54	263,445.19	558,831.00	17,960.31	3,829,326.90	46	Broward County Kennel Club, Inc.	46											
30,783	1,389,932.00	3,078.30	41,697.96	27,798.64	7,703.03	80,277.93	166,791.84	7,702.93	1,138,237.60	17	Jacksonville Kennel Club, Inc.	17											
133,709	4,692,848.00	13,370.90	140,785.44	93,856.96	18,580.86	266,594.16	563,141.76	18,580.68	3,857,902.30	40	Miami Beach Kennel Club, Inc.	40											
55,386	1,277,683.00	5,765.40	38,330.49	25,553.66	5,372.47	75,022.02	153,321.96	5,372.32	1,049,732.10	39	Palm Beach Kennel Club, Inc.	39											
16,792	770,370.00	1,679.20	23,111.10	15,407.40	3,733.52	43,931.22	92,444.40	3,733.38	631,940.20	23	Sanford-Orlando Kennel Club, Inc.	23											
<hr/>																							
461,778	\$ 17,165,678.00	\$ 46,404.60	\$ 514,970.34	\$ 343,313.56	\$ 67,063.82	\$ 971,752.32	\$ 2,059,881.36	\$ 67,062.72	\$ 14,113,386.20														
<i>WINTER SEASON</i>																							
177,567	\$ 7,283,998.00	\$ 17,756.70	\$ 218,519.94	\$ 145,679.96	\$ 22,078.10	\$ 404,034.70	\$ 874,079.76	\$ 22,077.54	\$ 6,001,562.70	90	Associated Outdoor Clubs, Inc.	90	175,805	\$ 6,567,729.00	\$ 17,580.50	\$ 197,031.87	\$ 131,354.58	\$ 19,866.12	\$ 365,833.07	\$ 788,127.48	\$ 19,865.75	\$ 5,411,483.20	
327,876	10,817,398.00	32,787.60	324,521.94	216,347.96	42,453.80	616,111.30	1,298,087.76	42,453.44	8,893,533.10	80	Biscayne Kennel Club, Inc.	80	426,399	12,839,518.00	42,639.90	385,185.54	256,790.36	52,577.11	737,192.91	1,540,742.16	52,576.73	10,551,646.10	
225,742	7,009,246.00	22,574.20	210,277.38	140,184.92	26,938.04	399,974.54	841,109.52	26,937.64	5,763,798.50	90	Broward County Kennel Club, Inc.	90	291,935	8,087,878.00	29,193.50	242,636.34	161,757.56	29,302.13	462,889.53	970,545.36	29,301.71	6,654,334.90	
141,442	5,656,348.00	14,144.20	169,690.44	113,126.96	32,264.13	329,225.73	678,761.76	32,263.61	4,630,241.10	90	Jacksonville Kennel Club, Inc.	88	138,870	4,748,493.00	13,887.00	142,454.79	94,969.86	26,589.71	277,901.36	569,819.16	26,589.28	3,888,070.20	
415,226	12,791,593.00	41,522.60	383,747.79	255,831.86	46,663.40	727,765.65	1,534,991.16	46,662.99	10,523,695.80	80	Miami Beach Kennel Club, Inc.	80	420,763	12,229,907.00	42,076.30	366,897.21	244,598.14	40,112.63	693,684.28	1,467,588.84	40,112.18	10,070,598.00	
87,357	3,954,892.00	8,735.70	118,646.76	79,097.84	22,604.80	229,085.10	474,587.04	22,604.46	3,237,351.10	65	Orange Park Kennel Club, Inc.	80	90,114	3,088,882.00	9,011.40	92,666.46	61,777.64	17,864.95	181,320.45	370,665.84	17,864.51	2,528,042.60	
165,031	4,473,948.00	17,645.50	134,218.44	89,478.96	19,334.85	260,677.75	536,873.76	19,334.39	3,674,707.60	90	Palm Beach Kennel Club, Inc.	90	181,386	4,835,247.00	20,025.00	145,057.41	96,704.94	18,865.48	280,652.83	580,229.64	18,865.03	3,975,524.50	
80,691	2,702,205.00	8,069.10	81,066.15	54,044.10	12,619.73	155,799.08	324,264.60	12,619.22	2,217,591.20	90	Pensacola Kennel Club, Inc.	90	65,586	2,141,495.00	6,599.60	64,244.85	42,829.90	9,629.13	123,303.48	256,979.40	9,628.52	1,758,183.20	
99,428	3,541,824.00	9,942.80	106,254.72	70,836.48	16,197.14	203,231.14	425,018.88	16,196.68	2,907,320.10	90	Sanford-Orlando Kennel Club, Inc.	90	84,363	2,674,737.00	8,436.30	80,242.11	53,494.74	12,752.49	154,925.64	320,968.44	12,752.12	2,194,527.10	
42,433	1,881,552.00	4,243.30	56,446.56	37,631.04	7,806.87	106,127.77	225,786.24	7,806.49	1,546,074.80	72	Sarasota Kennel Club, Inc.	90	39,334	2,321,197.00	3,933.40	69,635.91	46,423.94	8,101.27	128,094.52	278,543.64	8,100.74	1,910,391.50	
220,167	7,727,350.00	22,016.70	231,820.50	154,547.00	32,195.64	440,579.84	927,282.00	32,195.06	6,349,309.80	90	St. Petersburg Kennel Club, Inc.	90	276,896	8,671,514.00	27,689.60	260,145.42	173,430.28	33,108.83	494,374.13	1,040,581.68	33,108.19	7,131,139.60	
447,750	14,095,401.00	44,775.00	422,862.03	281,908.02	53,451.88	802,996.93	1,691,448.12	53,451.45	11,592,279.50	80	West Flagler Kennel Club, Inc.	80	474,589	13,423,656.00	47,458.90	402,709.68	268,473.12	50,804.80	769,446.50	1,610,838.72	50,804.38	11,040,025.30	
<hr/>																							
2,430,710	\$ 81,935,755.00	\$ 244,213.40	\$ 2,458,072.65	\$ 1,638,715.10	\$ 334,608.38	\$ 4,675,609.53	\$ 9,832,290.60	\$ 334,602.97	\$ 67,337,463.30	1,007	TOTAL GREYHOUND TRACKS	1,038	2,666,040	\$ 81,630,253.00	\$ 268,531.40	\$ 2,448,907.59	\$ 1,632,605.06	\$ 319,574.65	\$ 4,669,618.70	\$ 9,795,630.36	\$ 319,569.14	\$ 67,113,966.20	
<hr/>																							
2,892,488	\$ 99,101,433.00	\$ 290,618.00	\$ 2,973,042.99	\$ 1,982,028.66	\$ 401,672.20	\$ 5,647,361.85	\$ 11,892,171.96	\$ 401,665.69	\$ 81,450,851.50	1,232	TOTAL GREYHOUND TRACKS FOR SUMMER AND WINTER												
<hr/>																							
312,785	\$ 4,296,302.00	\$ 31,278.50	\$ 128,889.06	\$ 85,926.04	\$ 14,271.41	\$ 260,365.01	\$ 515,184.19	\$ 14,271.00	\$ 3,537,760.30	90	Jai-Alai Fronton	90	352,442	\$ 4,815,755.00	\$ 35,244.20	\$ 144,472.65	\$ 96,315.10	\$ 15,841.56	\$ 291,873.51	\$ 577,547.04	\$ 15,841.15	\$ 3,965,737.50	
<hr/>																							
3,205,273	\$ 103,397,735.00	\$ 321,896.50	\$ 3,101,932.05	\$ 2,067,954.70	\$ 415,943.61	\$ 5,907,726.86	\$ 12,407,356.15	\$ 415,936.69	\$ 84,988,611.80	1,322	TOTAL GREYHOUND TRACKS AND FRONTON	1,128	3,018,482	\$ 86,446,008.00	\$ 303,775.60	\$ 2,593,380.24	\$ 1,728,920.16	\$ 335,416.21	\$ 4,961,492.21	\$ 10,373,177.40	\$ 335,410.29	\$ 71,079,703.70	
<hr/>																							
<i>HORSE RACING ASSOCIATIONS</i>																							
289,989	\$ 26,273,471.00	\$ 51,439.60	\$ 788,204.13	\$ 513,133.55	\$ 172,950.75	\$ 2,326,268.03	\$ 1,839,142.97	\$ 22,159,499.60	40	Gables Racing Association, Inc.	40	346,484	\$ 25,670,718.00	\$ 62,397.99	\$ 770,121.54	\$ 1,283,535.90	\$ 162,197.10	\$ 2,278,252.53	\$ 1,796,950.26		\$ 21,657,913.20		
328,460	28,592,076.00	58,803.03	857,762.28	1,429,603.80	183,962.90	2,530,132.01	2,001,445.32	24,119,301.70	40	Gulfstream Park Racing Ass'n, Inc.	40	376,388	29,507,761.00	70,192.82	885,232.83	1,475,388.05	197,941.25	2,628,754.95	2,065,543.27		24,883,655.60		
624,362	53,308,007.00	123,524.97	1,599,240.21	2,665,400.35	353,459.70	4,741,625.23	3,731,560.49	44,958,346.25	40	Hialeah Race Course, Inc.	40	631,160	48,271,317.00	126,299.98	1,448,139.51	2,413,565.85	341,805.00	4,329,810.34	3,378,992.19		40,688,814.45		
									50	Sunshine Park Racing Association	50	72,029	4,814,329.00	9,663.01	144,435.87	240,726.45	35,344.90	430,170.23	337,017.03		4,057,004.75		
<hr/>																							
1,242,811	\$ 108,173,554.00	\$ 233,767.60	\$ 3,245,206.62	\$ 5,408,677.70	\$ 710,373.35	\$ 9,598,025.27	\$ 7,572,148.78	\$ 91,237,147.55	120	TOTAL HORSE TRACKS	170	1,426,061	\$ 108,264,325.00	\$ 268,553.80	\$ 3,247,929.75	\$ 5,413,216.25	\$ 737,288.25	\$ 9,666,988.05	\$ 7,578,502.75		\$ 91,287,388.00		
<hr/>																							
4,448,084	\$ 211,571,289.00	\$ 555,664.10	\$ 6,347,138.67	\$ 7,476,632.40	\$ 1,126,316.96	\$ 15,505,752.13	\$ 19,979,504.93	\$ 415,936.69	\$ 176,225,759.35	1,442	TOTAL ALL TRACKS	1,298	4,444,543	\$ 194,710,333.00	\$ 572,329.40	\$ 5,841,309.99	\$ 7,142,136.41	\$ 1,072,704.46	\$ 14,628,480.26	\$ 17,951,680.15	\$ 335,410.29	\$ 162,367,091.70	
<hr/>																							
																			\$ 42,204.00				
																			3,923.00				
																			1,230.00				
																			876.00				
																			48.81				
																			<u>\$15,554,033.94</u>				
																			Occupational Licenses				\$45,297.25
																			Greyhound Registrations				4,470.00
																			Assumed Name Registrations				1,500.00
																			Color Registrations				983.00
																			Miscellaneous Income				
																			TOTAL RECEIPTS				<u>\$14,680,730.51</u>

FLORIDA STATE RACING COMMISSION

1945-1946 SEASON

COMPARATIVE DATA

1946-1947

Attendance	Pari-Mutuel Sales	Tax on Attendance	3% Comm. on Pari-Mutuel Sales	2% Comm. on Pari-Mutuel Sales	State Revenue From Breaks	Total State Revenue	Track Comm. on Pari-Mutuel Sales	Track Revenue From Breaks	Distributed to Public	No. Racing Days	GREYHOUND RACING ASSOCIATIONS	No. Racing Days	Attendance	Pari-Mutuel Sales	Tax on Attendance	3% Comm. on Pari-Mutuel Sales	2% Comm. on Pari-Mutuel Sales	
SUMMER SEASON																		
98,724	\$ 4,377,920.00	\$ 9,872.40	\$ 131,337.60	\$ 87,558.40	\$ 13,713.40	\$ 242,481.80	\$ 525,350.40	\$ 13,713.10	\$ 3,606,247.10	60	Associated Outdoor Clubs, Inc.....							
126,384	4,656,925.00	12,638.40	139,707.75	93,138.50	17,960.54	263,445.19	558,831.00	17,960.31	3,829,326.90	46	Broward County Kennel Club, Inc....							
30,783	1,389,932.00	3,078.30	41,697.96	27,798.64	7,703.03	80,277.93	166,791.84	7,702.93	1,138,237.60	17	Jacksonville Kennel Club, Inc.....							
133,709	4,692,848.00	13,370.90	140,785.44	93,856.96	18,580.86	266,594.16	563,141.76	18,580.68	3,857,902.30	40	Miami Beach Kennel Club, Inc.....							
55,386	1,277,683.00	5,765.40	38,330.49	25,553.66	5,372.47	75,022.02	153,321.96	5,372.32	1,049,732.10	39	Palm Beach Kennel Club, Inc.....							
16,792	770,370.00	1,679.20	23,111.10	15,407.40	3,733.52	43,931.22	92,444.40	3,733.38	631,940.20	23	Sanford-Orlando Kennel Club, Inc.							
461,778	\$ 17,165,678.00	\$ 46,404.60	\$ 514,970.34	\$ 343,313.56	\$ 67,063.82	\$ 971,752.32	\$ 2,059,881.36	\$ 67,062.72	\$ 14,113,386.20									
WINTER SEASON																		
177,567	\$ 7,283,998.00	\$ 17,756.70	\$ 218,519.94	\$ 145,679.96	\$ 22,078.10	\$ 404,034.70	\$ 874,079.76	\$ 22,077.54	\$ 6,001,562.70	90	Associated Outdoor Clubs, Inc.....	90	175,805	\$ 6,567,729.00	\$ 17,580.50	\$ 197,031.87	\$ 131,354.58	
327,876	10,817,398.00	32,787.60	324,521.94	216,347.96	42,453.80	616,111.30	1,298,087.76	42,453.44	8,893,533.10	80	Biscayne Kennel Club, Inc.....	80	426,399	12,839,518.00	42,639.90	385,185.54	256,790.36	
225,742	7,009,246.00	22,574.20	210,277.38	140,184.92	26,938.04	399,974.54	841,109.52	26,937.64	5,763,798.50	90	Broward County Kennel Club, Inc....	90	291,935	8,087,878.00	29,193.50	242,636.34	161,757.56	
141,442	5,656,348.00	14,144.20	169,690.44	113,126.96	32,264.13	329,225.73	678,761.76	32,263.61	4,630,241.10	90	Jacksonville Kennel Club, Inc.....	88	138,870	4,748,493.00	13,887.00	142,454.79	94,969.86	
415,226	12,791,593.00	41,522.60	383,747.79	255,831.86	46,663.40	727,765.65	1,534,991.16	46,662.99	10,523,695.80	80	Miami Beach Kennel Club, Inc.....	80	420,763	12,229,907.00	42,076.30	366,897.21	244,598.14	
87,357	3,954,892.00	8,735.70	118,646.76	79,097.84	22,604.80	229,085.10	474,587.04	22,604.46	3,237,351.10	65	Orange Park Kennel Club, Inc.....	80	90,114	3,088,882.00	9,011.40	92,666.46	61,777.64	
165,031	4,473,948.00	17,645.50	134,218.44	89,478.96	19,334.85	260,677.75	536,873.76	19,334.39	3,674,707.60	90	Palm Beach Kennel Club, Inc.....	90	181,386	4,835,247.00	20,025.00	145,057.41	96,704.94	
80,691	2,702,205.00	8,069.10	81,066.15	54,044.10	12,619.73	155,799.08	324,264.60	12,619.22	2,217,591.20	90	Pensacola Kennel Club, Inc.....	90	65,586	2,141,495.00	6,599.60	64,244.85	42,829.90	
99,428	3,541,824.00	9,942.80	106,254.72	70,836.48	16,197.14	203,231.14	425,018.88	16,196.68	2,907,320.10	90	Sanford-Orlando Kennel Club, Inc....	90	84,363	2,674,737.00	8,436.30	80,242.11	53,494.74	
42,433	1,881,552.00	4,243.30	56,446.56	37,631.04	7,806.87	106,127.77	225,786.24	7,806.49	1,546,074.80	72	Sarasota Kennel Club, Inc.....	90	39,334	2,321,197.00	3,933.40	69,635.91	46,423.94	
220,167	7,727,350.00	22,016.70	231,820.50	154,547.00	32,195.64	440,579.84	927,282.00	32,195.06	6,349,309.80	90	St. Petersburg Kennel Club, Inc.....	90	276,896	8,671,514.00	27,689.60	260,145.42	173,430.28	
447,750	14,095,401.00	44,775.00	422,862.03	281,908.02	53,451.88	802,996.93	1,691,448.12	53,451.45	11,592,279.50	80	West Flagler Kennel Club, Inc.....	80	474,589	13,423,656.00	47,458.90	402,709.68	268,473.12	
2,430,710	\$ 81,935,755.00	\$ 244,213.40	\$ 2,458,072.65	\$ 1,638,715.10	\$ 334,608.38	\$ 4,675,609.53	\$ 9,832,290.60	\$ 334,602.97	\$ 67,337,465.30	1,007	TOTAL GREYHOUND TRACKS	1,038	2,666,040	\$ 81,630,253.00	\$ 268,531.40	\$ 2,448,907.59	\$ 1,632,605.06	
2,892,488	\$ 99,101,433.00	\$ 290,618.00	\$ 2,973,042.99	\$ 1,982,028.66	\$ 401,672.20	\$ 5,647,361.85	\$ 11,892,171.96	\$ 401,665.69	\$ 81,450,851.50	1,232	TOTAL GREYHOUND TRACKS FOR SUMMER AND WINTER							
312,785	\$ 4,296,302.00	\$ 31,278.50	\$ 128,889.06	\$ 85,926.04	\$ 14,271.41	\$ 260,365.01	\$ 515,184.19	\$ 14,271.00	\$ 3,537,760.30	90	Jai-Alai Fronton	90	352,442	\$ 4,815,755.00	\$ 35,244.20	\$ 144,472.65	\$ 96,315.10	
3,205,273	\$ 103,397,735.00	\$ 321,896.50	\$ 3,101,932.05	\$ 2,067,954.70	\$ 415,943.61	\$ 5,907,726.86	\$ 12,407,356.15	\$ 415,936.69	\$ 84,988,611.80	1,322	TOTAL GREYHOUND TRACKS AND FRONTON	1,128	3,018,482	\$ 86,446,008.00	\$ 303,775.60	\$ 2,593,380.24	\$ 1,728,920.16	
HORSE RACING ASSOCIATIONS																		
289,989	\$ 26,273,471.00	\$ 51,439.60	\$ 788,204.13	\$ 513,136.73	\$ 172,950.75	\$ 2,326,268.03	\$ 1,839,142.97	\$ 22,159,499.60	\$ 24,119,301.70	40	Gables Racing Association, Inc.....	40	346,484	\$ 25,670,718.00	\$ 62,397.99	\$ 770,121.54	\$ 1,283,535.90	
328,460	28,592,076.00	58,803.03	857,762.28	1,429,603.80	183,962.90	2,530,132.01	2,001,445.32	24,119,301.70	44,958,346.25	40	Gulfstream Park Racing Ass'n, Inc...	40	376,388	29,507,761.00	70,192.82	885,232.83	1,475,388.05	
624,362	53,308,007.00	123,524.97	1,599,240.21	2,665,400.35	353,459.70	4,741,625.23	3,731,560.49	44,958,346.25		40	Hialeah Race Course, Inc.....	40	631,160	48,271,317.00	126,299.98	1,448,139.51	2,413,565.85	
										50	Sunshine Park Racing Association...	50	72,029	4,814,529.00	9,663.01	144,435.87	240,726.45	
1,242,811	\$ 108,173,554.00	\$ 233,767.60	\$ 3,245,206.62	\$ 5,408,677.70	\$ 710,373.35	\$ 9,598,025.27	\$ 7,572,148.78	\$ 91,237,147.55		120	TOTAL HORSE TRACKS	170	1,426,061	\$ 108,264,325.00	\$ 268,553.80	\$ 3,247,929.75	\$ 5,413,216.25	
4,448,084	\$ 211,571,289.00	\$ 555,664.10	\$ 6,347,138.67	\$ 7,476,632.40	\$ 1,126,316.96	\$ 15,505,752.13	\$ 19,979,504.93	\$ 415,936.69	\$ 176,225,759.35	1,442	TOTAL ALL TRACKS	1,298	4,444,543	\$ 194,710,333.00	\$ 572,329.40	\$ 5,841,309.99	\$ 7,142,136.41	
					\$ 42,204.00	\$ 3,923.00	\$ 1,230.00	\$ 876.00	\$ 48.81		Occupational Licenses							
											Greyhound Registrations							
											Assumed Name Registrations							
											Color Registrations							
											Miscellaneous Income							
											TOTAL RECEIPTS							


FLORIDA STATE RACING COMMISSION

46 SEASON

COMPARATIVE DATA

1946-1947 SEASON

State Revenue From Breaks	Total State Revenue	Track Comm. on Pari-Mutuel Sales	Track Revenue From Breaks	Distributed to Public	No. Racing Days	GREYHOUND RACING ASSOCIATIONS	No. Racing Days	Attendance	Pari-Mutuel Sales	Tax on Attendance	3% Comm. on Pari-Mutuel Sales	2% Comm. on Pari-Mutuel Sales	State Revenue From Breaks	Total State Revenue	Track Comm. on Pari-Mutuel Sales	Track Revenue From Breaks	Distributed to Public
SUMMER SEASON																	
13,713.40	\$ 242,481.80	\$ 525,350.40	\$ 13,713.10	\$ 3,606,247.10	60	Associated Outdoor Clubs, Inc.	60										
17,960.54	263,445.19	558,831.00	17,960.31	3,829,326.90	46	Broward County Kennel Club, Inc.	46										
7,703.03	80,277.93	166,791.84	7,702.93	1,138,237.60	17	Jacksonville Kennel Club, Inc.	17										
18,580.86	266,594.16	563,141.76	18,580.68	3,857,902.30	40	Miami Beach Kennel Club, Inc.	40										
5,372.47	75,022.02	153,321.96	5,372.32	1,049,732.10	39	Palm Beach Kennel Club, Inc.	39										
3,733.52	43,931.22	92,444.40	3,733.38	631,940.20	23	Sanford-Orlando Kennel Club, Inc.	23										
67,063.82	\$ 971,752.32	\$ 2,059,881.36	\$ 67,062.72	\$ 14,113,386.20													
WINTER SEASON																	
22,078.10	\$ 404,034.70	\$ 874,079.76	\$ 22,077.54	\$ 6,001,562.70	90	Associated Outdoor Clubs, Inc.	90	175,805	\$ 6,567,729.00	\$ 17,580.50	\$ 197,031.87	\$ 131,354.58	\$ 19,866.12	\$ 365,833.07	\$ 788,127.48	\$ 19,865.75	\$ 5,411,483.20
42,453.80	616,111.30	1,298,087.76	42,453.44	8,893,533.10	80	Biscayne Kennel Club, Inc.	80	426,399	12,839,518.00	42,639.90	385,185.54	256,790.36	52,577.11	737,192.91	1,540,742.16	52,576.73	10,551,646.10
26,938.04	399,974.54	841,109.52	26,937.64	5,763,798.50	90	Broward County Kennel Club, Inc.	90	291,935	8,087,878.00	29,193.50	242,636.34	161,757.56	29,302.13	462,889.53	970,545.36	29,301.71	6,654,334.90
32,264.13	329,225.73	678,761.76	32,263.61	4,630,241.10	90	Jacksonville Kennel Club, Inc.	88	138,870	4,748,493.00	13,887.00	142,454.79	94,969.86	26,589.71	277,901.36	569,819.16	26,589.28	3,888,070.20
46,663.40	727,765.65	1,534,991.16	46,662.99	10,523,695.80	80	Miami Beach Kennel Club, Inc.	80	420,763	12,229,907.00	42,076.30	366,897.21	244,598.14	40,112.63	693,684.28	1,467,588.84	40,112.18	10,070,598.00
22,604.80	229,085.10	474,587.04	22,604.46	3,237,351.10	65	Orange Park Kennel Club, Inc.	80	90,114	3,088,882.00	9,011.40	92,666.46	61,777.64	17,864.95	181,320.45	370,665.84	17,864.51	2,528,042.60
19,334.85	260,677.75	536,873.76	19,334.39	3,674,707.60	90	Palm Beach Kennel Club, Inc.	90	181,386	4,835,247.00	20,025.00	145,057.41	96,704.94	18,865.48	280,652.83	580,229.64	18,865.03	3,975,524.50
12,619.73	155,799.08	324,264.60	12,619.22	2,217,591.20	90	Pensacola Kennel Club, Inc.	90	65,586	2,141,495.00	6,599.60	64,244.85	42,829.90	9,629.13	123,303.48	256,979.40	9,628.52	1,758,183.20
16,197.14	203,231.14	425,018.88	16,196.68	2,907,320.10	90	Sanford-Orlando Kennel Club, Inc.	90	84,363	2,674,737.00	8,436.30	80,242.11	53,494.74	12,752.49	154,925.64	320,968.44	12,752.12	2,194,527.10
7,806.87	106,127.77	225,786.24	7,806.49	1,546,074.80	72	Sarasota Kennel Club, Inc.	90	39,334	2,321,197.00	3,933.40	69,635.91	46,423.94	8,101.27	128,094.52	278,543.64	8,100.74	1,910,391.50
32,195.64	440,579.84	927,282.00	32,195.06	6,349,309.80	90	St. Petersburg Kennel Club, Inc.	90	276,896	8,671,514.00	27,689.60	260,145.42	173,430.28	33,108.83	494,374.13	1,040,581.68	33,108.19	7,131,139.60
53,451.88	802,996.93	1,691,448.12	53,451.45	11,592,279.50	80	West Flagler Kennel Club, Inc.	80	474,589	13,423,656.00	47,458.90	402,709.68	268,473.12	50,804.80	769,446.50	1,610,838.72	50,804.38	11,040,025.30
334,608.38	\$ 4,675,609.53	\$ 9,832,290.60	\$ 334,602.97	\$ 67,337,465.30	1,007	TOTAL GREYHOUND TRACKS	1,038	2,666,040	\$ 81,630,253.00	\$ 268,531.40	\$ 2,448,907.59	\$ 1,632,605.06	\$ 319,574.65	\$ 4,669,618.70	\$ 9,795,630.36	\$ 319,569.14	\$ 67,113,966.20
401,672.20	\$ 5,647,361.85	\$ 11,892,171.96	\$ 401,665.69	\$ 81,450,851.50	1,232	TOTAL GREYHOUND TRACKS FOR SUMMER AND WINTER											
14,271.41	\$ 260,365.01	\$ 515,184.19	\$ 14,271.00	\$ 3,537,760.30	90	Jai-Alai Fronton	90	352,442	\$ 4,815,755.00	\$ 35,244.20	\$ 144,472.65	\$ 96,315.10	\$ 15,841.56	\$ 291,873.51	\$ 577,547.04	\$ 15,841.15	\$ 3,965,737.50
415,943.61	\$ 5,907,726.86	\$ 12,407,356.15	\$ 415,936.69	\$ 84,988,611.80	1,322	TOTAL GREYHOUND TRACKS AND FRONTON	1,128	3,018,482	\$ 86,446,008.00	\$ 303,775.60	\$ 2,593,380.24	\$ 1,728,920.16	\$ 335,416.21	\$ 4,961,492.21	\$ 10,373,177.40	\$ 335,410.29	\$ 71,079,703.70
HORSE RACING ASSOCIATIONS																	
172,950.75	\$ 2,326,268.03	\$ 1,839,142.97	\$ 22,159,499.60		40	Gables Racing Association, Inc.	40	346,484	\$ 25,670,718.00	\$ 62,397.99	\$ 770,121.54	\$ 512,835.90	\$ 162,197.10	\$ 2,278,252.53	\$ 1,796,950.26		\$ 21,657,913.20
183,962.90	2,530,132.01	2,001,445.32	24,119,301.70		40	Gulfstream Park Racing Ass'n, Inc.	40	376,388	29,507,761.00	70,192.82	885,232.83	1,475,588.05	197,941.25	2,628,754.95	2,065,543.27		24,883,655.60
353,459.70	4,741,625.23	3,731,560.49	44,958,346.25		40	Hialeah Race Course, Inc.	40	631,160	48,271,317.00	126,299.98	1,448,139.51	2,413,565.85	341,805.00	4,329,810.34	3,378,992.19		40,688,814.45
					50	Sunshine Park Racing Association	50	72,029	4,814,529.00	9,663.01	144,435.87	240,726.45	35,344.90	430,170.23	337,017.03		4,057,004.75
710,373.35	\$ 9,598,025.27	\$ 7,572,148.78	\$ 91,237,147.55		120	TOTAL HORSE TRACKS	170	1,426,061	\$ 108,264,325.00	\$ 268,553.80	\$ 3,247,929.75	\$ 5,413,216.25	\$ 737,288.25	\$ 9,666,988.05	\$ 7,578,502.75		\$ 91,287,388.00
1,126,316.96	\$ 15,505,752.13	\$ 19,979,504.93	\$ 415,936.69	\$ 176,225,759.35	1,442	TOTAL ALL TRACKS	1,298	4,444,543	\$ 194,710,333.00	\$ 572,329.40	\$ 5,841,309.99	\$ 7,142,136.41	\$ 1,072,704.46	\$ 14,628,480.26	\$ 17,951,680.15	\$ 335,410.29	\$ 162,367,091.70
\$ 42,204.00	3,923.00	1,230.00	876.00	48.81		Occupational Licenses								\$ 45,297.25			
						Greyhound Registrations								4,470.00			
						Assumed Name Registrations								1,500.00			
						Color Registrations								983.00			
						Miscellaneous Income											
\$ 15,554,033.94						TOTAL RECEIPTS								\$ 14,680,730.51			





ASSOCIATED OUTDOOR CLUBS, INC.

Tampa, Florida

Officers

WM. H. JOHNSTON, *President*

1090 Arbor Lane

Jacksonville, Florida

CARL M. IBOLD, *Vice-President*

Floridan Hotel

Tampa, Florida

HARRY HATER, *Treasurer*

c/o Aluminum Industries

Cincinnati, Ohio

R. J. HART, *Secretary*

1390 S. W. 17th St.

Miami, Florida

Directors

WM. H. JOHNSTON

CARL IBOLD

R. J. HART

H. J. HATER

E. A. ROULEAU

ASSOCIATED OUTDOOR CLUBS, INC.

90 Racing Days—November 22, 1946, to March 8, 1947, Inc.—97 Performances

Pari-Mutuel Handle	\$6,567,729.00
Average Performance	67,708.55
Average Wager per Capita	37.36

Total Attendance	175,805
Average Performance Attendance	1,812

STATE REVENUE

3% of P-M Handle	\$ 197,031.87
2% of P-M Handle	131,354.58
50% of Breaks	19,866.12
Admission Tax	17,580.50
	<u>\$ 365,833.07</u>
Occupational Licenses	1,596.50
Assumed Names	10.00
Total State Revenue	<u>\$ 367,439.57</u>

15

TRACK REVENUE FROM P-M HANDLE

12% of P-M Handle	\$ 788,127.48
50% of Breaks	19,865.75
	<u>\$ 807,993.23</u>
Distributed to Public (82.40%)	<u>\$5,411,483.20</u>
Percentage of Daily Double to Total Pool	09.82%
Percentage of Quiniela to Total Pool	60.45%
Percentage of Breaks to Total Pool	00.60%

Pool Classification	Amount Wagered	\$5.00 Wagers		\$2.00 Wagers	
		Number	Amount	Number	Amount
Daily Double	\$ 645,088.00			322,544	\$ 645,088.00
Quiniela	3,969,858.00			1,984,929	3,969,858.00
Straight	878,527.00	68,587	\$342,935.00	267,796	535,592.00
Place	595,867.00	36,077	180,385.00	207,741	415,482.00
Show	478,389.00	19,011	95,055.00	191,667	383,334.00
TOTAL	\$6,567,729.00	123,675	\$618,375.00	2,974,677	\$5,949,354.00

BISCAYNE KENNEL CLUB, INC.

First National Bank Building

Miami, Florida

Officers

T. R. KNIGHT, *President and Treasurer*

El Comodoro Hotel

Miami, Florida

J. C. KNIGHT, *Vice President*

2467 S. W. Fifth Street

Miami, Florida

JAS. C. KNIGHT, *Secretary*

2200 Segovia Circle

Coral Gables, Florida

Directors

T. R. KNIGHT

J. C. KNIGHT

JAS. C. KNIGHT

J. H. ADAMS

THOS. C. GRAY

BISCAYNE KENNEL CLUB, INC.

36 Racing Days—November 15, 1946, to December 26, 1946, Inc.—36 Performances

Pari-Mutuel Handle	\$6,326,075.00
Average Performance	175,724.31
Average Wager per Capita	28.60

Total Attendance	221,230
Average Performance Attendance	6,145

STATE REVENUE

3% of P-M Handle	\$ 189,782.25
2% of P-M Handle	126,521.50
50% of Breaks	28,813.22
Admission Tax	22,123.00

TRACK REVENUE FROM P-M HANDLE

12% of P-M Handle	\$ 759,129.00
50% of Breaks	28,813.03
	<u>\$ 787,942.03</u>

\$ 367,239.97

Distributed to Public (82.09%)

Occupational Licenses	2,525.25
Assumed Names	30.00

\$5,193,016.00

Total State Revenue

Percentage of Daily Double to Total Pool

Percentage of Quiniela to Total Pool

Percentage of Breaks to Total Pool

\$ 369,795.22

03.05%

51.18%

00.91%

17

Pool Classification	Amount Wagered	\$5.00 Wagers		\$2.00 Wagers	
		Number	Amount	Number	Amount
Daily Double	\$ 192,826.00			96,413	\$ 192,826.00
Quiniela	3,237,912.00			1,618,956	3,237,912.00
Straight	1,482,117.00	153,875	\$ 769,375.00	356,371	712,742.00
Place	756,179.00	57,835	289,175.00	233,502	467,004.00
Show	657,041.00	41,841	209,205.00	223,918	447,836.00
TOTAL	\$6,326,075.00	253,551	\$1,267,755.00	2,529,160	\$5,058,320.00

BISCAYNE KENNEL CLUB, INC.

44 Racing Days—April 5, 1947, to May 26, 1947, Inc.—44 Performances

Pari-Mutuel Handle	\$6,513,443.00
Average Performance	148,032.80
Average Wager per Capita	31.75

Total Attendance	205,169
Average Performance Attendance	4,663

STATE REVENUE


3% of P-M Handle	\$ 195,403.29
2% of P-M Handle	130,268.86
50% of Breaks	23,763.89
Admission Tax	20,516.90
	<u>\$ 369,952.94</u>
Occupational Licenses	139.25
Total State Revenue	<u>\$ 370,092.19</u>

TRACK REVENUE FROM P-M HANDLE

12% of P-M Handle	\$ 781,613.16
50% of Breaks	23,763.70
	<u>\$ 805,376.86</u>
Distributed to Public (82.27%)	\$5,358,630.10
Percentage of Daily Double to Total Pool.....	3.03%
Percentage of Quiniela to Total Pool	58.46%
Percentage of Breaks to Total Pool	0.73%

18

Pool Classification	Amount Wagered	\$5.00 Wagers		\$2.00 Wagers	
		Number	Amount	Number	Amount
Daily Double	\$ 197,074.00			98,537	\$ 197,074.00
Quiniela	3,808,042.00			1,904,021	3,808,042.00
Straight	1,226,567.00	111,643	\$ 558,215.00	334,176	668,352.00
Place	672,613.00	42,059	210,295.00	231,159	462,318.00
Show	609,147.00	30,443	152,215.00	228,466	456,932.00
TOTAL	\$6,513,443.00	184,145	\$ 920,725.00	2,796,359	\$5,592,718.00



BROWARD COUNTY KENNEL CLUB, INC.

Hollywood, Florida

Officers

G. J. McCURRY, *President*

1937 Polk Street

Hollywood, Florida

WILLIAM J. SYMS, *Vice-President*

980 Park Avenue

Elizabeth, N. J.

J. E. GALLAGHER, *Secretary-Treasurer*

1401 Madison Street

Hollywood, Florida

Directors

G. J. McCURRY

LEE McRITCHIE

P. E. GALLAGHER

C. H. LANDEFELD, JR.

WILLIAM J. SYMS

BROWARD COUNTY KENNEL CLUB, INC.

90 Racing Days—December 21, 1946 to April 4, 1947 Inc.—90 Performances

Pari-Mutuel Handle\$ 8,087,878.00
 Average Performance 89,865.31
 Average Wager per Capita..... 27.70

Total Attendance 291,935
 Average Performance Attendance..... 3,244

STATE REVENUE

3% of P-M Handle.....\$ 242,635.34
 2% of P-M Handle..... 161,757.56
 50% of Breaks..... 29,302.13
 Admission Tax 29,193.50

TRACK REVENUE FROM P-M HANDLE

12% of P-M Handle.....\$ 970,545.36
 50% of Breaks 29,301.71
\$ 999,847.07

\$ 462,889.53

Distributed to Public (82.28%).....\$ 6,654,334.90

Percentage of Daily Double to Total Pool..... 03.69%

Percentage of Quiniela to Total Pool..... 54.36%

Percentage of Breaks to Total Pool..... 00.72%

Occupational Licenses 1,829.50
 Assumed Names 80.00

Total State Revenue.....\$ 464,799.03

21

Pool Classification	Amount Wagered	\$5.00 Wagers		\$2.00 Wagers		\$1.00 Wagers	
		Number	Amount	Number	Amount	Number	Amount
Daily Double.	\$ 298,672.00			149,336	\$ 298,672.00		
Quiniela	4,396,432.00			2,198,216	4,396,432.00		
Straight	1,651,083.00	144,755	\$ 723,775.00	336,421	672,842.00	254,466	\$254,466.00
Place	935,876.00	63,114	315,570.00	182,920	365,840.00	254,466	254,466.00
Show	805,815.00	40,805	204,025.00	173,662	347,324.00	254,466	254,466.00
TOTAL	\$8,087,878.00	248,674	\$1,243,370.00	3,040,555	\$6,081,110.00	763,398	\$763,398.00

JACKSONVILLE KENNEL CLUB, INC.

Jacksonville, Florida

Officers

WILLIAM H. JOHNSTON, *President*

1090 Arbor Lane

Jacksonville, Florida

JAMES J. PATTON, *Vice-President*

1738 San Marco Boulevard

Jacksonville, Florida

R. J. HART, SR., *Secretary-Treasurer*

1390 S. W. 17th Street

Miami, Florida

Directors

WILLIAM H. JOHNSTON

R. J. HART, SR.

C. W. BIDWILL

JAMES J. PATTON

J. R. JOHNSTON

JOHN A. RUSH

JACKSONVILLE KENNEL CLUB, INC.

88 Racing Days—December 25, 1946 to April 5, 1947, Inc.—89 Performances

Pari-Mutuel Handle	\$ 4,748,493.00	Total Attendance	138,870
Average Performance	53,353.85	Average Performance Attendance.....	1,560
Average Wager per Capita.....	34.19		

STATE REVENUE

3% of P-M Handle.....	\$ 142,454.79
2% of P-M Handle.....	94,969.86
50% of Breaks.....	26,589.71
Admission Tax	13,887.00
	\$ 277,901.36
Occupational Licenses	186.25
Assumed Names	10.00
Total State Revenue.....	\$ 278,097.61

TRACK REVENUE FROM P-M HANDLE

12% of P-M Handle.....	\$ 569,819.16
50% of Breaks.....	26,589.28
	\$ 596,408.44
Distributed to Public (81.88%).....	\$ 3,888,070.20
Percentage of Daily Double to Total Pool.....	12.57%
Percentage of Quiniela to Total Pool.....	17.14%
Percentage of Breaks to Total Pool.....	01.12%

23

Pool Classification	Amount Wagered	\$5.00 Wagers		\$2.00 Wagers	
		Number	Amount	Number	Amount
Daily Double..	\$ 597,096.00			298,548	\$ 597,096.00
Quiniela	813,500.00			406,750	813,500.00
Straight	1,701,972.00	126,272	\$ 631,360.00	535,306	1,070,612.00
Place	1,025,299.00	59,965	299,825.00	362,737	725,474.00
Show	610,626.00	27,604	138,020.00	236,303	472,606.00
TOTAL	\$ 4,748,493.00	213,841	\$ 1,069,205.00	1,839,644	\$ 3,679,288.00

MIAMI BEACH KENNEL CLUB, INC.

Miami Beach, Florida

Officers

C. W. BIDWELL, *President*
511 Plymouth Court
Chicago, Illinois

J. R. JOHNSTON, *Vice-President*
Columbia Drive
Tulsa, Oklahoma

WM. H. JOHNSTON, *Secretary-Treasurer*
1090 Arbor Lane
Jacksonville, Florida

Directors

C. W. BIDWELL
J. R. JOHNSTON

WM. H. JOHNSTON
WILLIAM E. GARDNER

MIAMI BEACH KENNEL CLUB, INC

80 Racing Days—December 27, 1946 to March 29, 1947 Inc.—80 Performances

Pari-Mutuel Handle	\$12,229,907.00
Average Performance	152,873.84
Average Wager per Capita	29.07

Total Attendance	420,763
Average Performance Attendance	5,260

STATE REVENUE

3% of P-M Handle	\$ 366,897.21
2% of P-M Handle	244,598.14
50% of Breaks	40,112.63
Admission Tax	42,076.30
	\$ 693,684.28
Occupational Licenses	1,823.75
Assumed Names	20.00
Total State Revenue	\$ 695,528.03

TRACK REVENUE FROM P-M HANDLE

12% of P-M Handle	\$ 1,467,588.84
50% of Breaks	40,112.18
	\$ 1,507,701.02
Distributed to Public (82.34%)	\$10,070,598.00
Percentage of Daily Double to Total Pool	03.60%
Percentage of Quiniela to Total Pool	60.42%
Percentage of Breaks to Total Pool	0.66%

25

Pool Classification	Amount Wagered	\$5.00 Wagers		\$2.00 Wagers	
		Number	Amount	Number	Amount
Daily Double..\$	440,568.00			220,284	\$ 440,568.00
Quiniela	7,389,302.00			3,694,651	7,389,302.00
Straight	2,172,667.00	172,757	\$ 863,785.00	654,441	1,308,882.00
Place	1,193,964.00	70,220	351,100.00	421,432	842,864.00
Show	1,033,406.00	51,228	256,140.00	388,633	777,266.00
TOTAL	\$12,229,907.00	294,205	\$1,471,025.00	5,379,441	\$10,758,882.00

ORANGE PARK KENNEL CLUB, INC.

Orange Park, Florida

Officers

WM. H. JOHNSTON, *President*
1090 Arbor Lane
Jacksonville, Florida

JOHN R. JOHNSTON, *Secretary*
Columbia Drive
Tulsa, Oklahoma

R. J. HART, SR., *Asst. Secretary*
1390 S. W. 17th Street
Miami, Florida

JOHN A. RUSH, *Vice-President*
Florida Theater Building
Jacksonville, Florida

CHARLES W. BIDWILL, *Treasurer*
511 Plymouth Court
Chicago, Illinois

JAMES J. PATTON, *Asst. Treasurer*
1738 San Marco Boulevard
Jacksonville, Florida

Directors

WM. H. JOHNSTON

CHARLES W. BIDWILL

JOHN R. JOHNSTON

JOHN A. RUSH

WM. JOE SEARS, JR.

JAMES J. PATTON

R. J. HART, SR.

ORANGE PARK KENNEL CLUB, INC.

32 Racing Days—November 15, 1946 to December 21, 1946 Inc.—32 Performances

Pari-Mutuel Handle	\$ 1,232,510.00
Average Performance	38,515.94
Average Wager per Capita.....	33.58

Total Attendance.....	36,704
Average Performance Attendance.....	1,147

STATE REVENUE

3% of P-M Handle.....	\$ 36,975.30
2% of P-M Handle.....	24,650.20
50% of Breaks.....	7,808.14
Admission Tax	3,670.40

TRACK REVENUE FROM P-M HANDLE

12% of P-M Handle.....	\$ 147,901.20
50% of Breaks.....	7,807.96
	<u>\$ 155,709.16</u>

\$ 73,104.04

Occupational Licenses	1,069.75
Assumed Names	10.00

Distributed to Public (81.73%).....	\$ 1,007,367.20
Percentage of Daily Double to Total Pool.....	09.61%
Percentage of Quiniela to Total Pool.....	14.09%
Percentage of Breaks to Total Pool.....	01.27%

Total State Revenue.....\$ 74,183.79

27

Pool Classification	Amount Wagered	\$5.00 Wagers		\$2.00 Wagers	
		Number	Amount	Number	Amount
Daily Double	\$ 118,452.00			59,226	\$118,452.00
Quiniela	173,710.00			86,855	173,710.00
Straight	464,730.00	35,728	\$178,640.00	143,045	286,090.00
Place	284,004.00	17,198	85,990.00	99,007	198,014.00
Show	191,614.00	8,324	41,620.00	74,997	149,994.00
TOTAL	\$1,232,510.00	61,250	\$306,250.00	463,130	\$926,260.00

ORANGE PARK KENNEL CLUB, INC.

48 Racing Days—April 7 to May 31, 1947—48 Performances

Pari-Mutuel Handle	\$ 1,856,372.00
Average Performance	38,673.33
Average Wager per Capita.....	34.76

Total Attendance	53,410
Average Performance Attendance.....	1,113

STATE REVENUE

3% of P-M Handle.....	\$ 55,691.16
2% of P-M Handle.....	37,127.44
50% of Breaks	10,056.81
Admission Tax	5,341.00
	<u>\$ 108,216.41</u>
Occupational Licenses	58.75
Total State Revenue.....	<u>\$ 108,275.16</u>


TRACK REVENUE FROM P-M HANDLE

12% of P-M Handle.....	\$ 222,764.64
50% of Breaks.....	10,056.55
	<u>\$ 232,821.19</u>

Distributed to Public (81.92%)	\$ 1,520,675.40
Percentage of Daily Double to Total Pool.....	11.52%
Percentage of Quiniela to Total Pool.....	23.67%
Percentage of Breaks to Total Pool.....	01.08%

28

Pool Classification	Amount Wagered	\$5.00 Wagers		\$2.00 Wagers	
		Number	Amount	Number	Amount
Daily Double	\$ 213,848.00			106,924	\$ 213,848.00
Quiniela	439,470.00			219,735	439,470.00
Straight	616,648.00	42,686	\$213,430.00	201,609	403,218.00
Place	369,097.00	19,851	99,255.00	134,921	269,842.00
Show	217,309.00	6,851	34,255.00	91,527	183,054.00
TOTAL	\$1,856,372.00	69,388	\$346,940.00	754,716	\$1,509,432.00



PALM BEACH KENNEL CLUB, INC.

West Palm Beach, Florida

Officers

J. STOCKTON BRYAN, *President and Treasurer*

155 Worth Avenue

Palm Beach, Florida

H. PHIL BRYAN, *Vice-President*

Graham Circle

West Palm Beach, Florida

W. J. SINOT, *Secretary*

712 Palmetto

West Palm Beach, Florida

Directors

H. PHIL BRYAN

J. STOCKTON BRYAN

W. J. SINOT

PALM BEACH KENNEL CLUB, INC.

90 Racing Days—January 2, 1947 to April 16, 1947 Inc.—90 Performances

Pari-Mutuel Handle	\$ 4,835,247.00
Average Performance	53,724.97
Average Wager per Capita	26.66

Total Attendance	181,386
Average Performance Attendance.....	2,015

STATE REVENUE

3% of P-M Handle.....	\$ 145,057.41
2% of P-M Handle.....	96,704.94
50% of Breaks.....	18,865.48
Admission Tax	20,025.00
	<u>\$ 280,652.83</u>
Occupational Licenses	1,181.25
Assumed Names	10.00
Total State Revenue.....	<u>\$ 281,844.08</u>

TRACK REVENUE FROM P-M HANDLE

12% of P-M Handle.....	\$ 580,229.64
50% of Breaks.....	18,865.03
	<u>\$ 599,094.67</u>
Distributed to Public (82.22%).....	\$ 3,975,524.50
Percentage of Daily Double to Total Pool.....	06.87%
Percentage of Quiniela to Total Pool.....	51.55%
Percentage of Breaks to Total Pool.....	0.78%

31

Pool Classification	Amount Wagered	\$5.00 Wagers		\$2.00 Wagers	
		Number	Amount	Number	Amount
Daily Double	\$ 331,952.00			165,976	\$ 331,952.00
Quiniela	2,492,460.00			1,246,230	2,492,460.00
Straight	914,604.00	71,022	\$355,110.00	279,747	559,494.00
Place	587,152.00	36,260	181,300.00	202,926	405,852.00
Show	509,079.00	20,251	101,255.00	203,912	407,824.00
TOTAL	\$4,835,247.00	127,533	\$637,665.00	2,098,791	\$4,197,582.00

PENSACOLA KENNEL CLUB, INC.

Pensacola, Florida

Officers

HERMAN B. WHITE, *President*
1400 North Twelfth Avenue
Pensacola, Florida

AL VILLANE, *Vice-President*
Pensacola
Florida

MAX C. ANSBAUGH, *Secretary-Treasurer*
Pensacola, Florida

Directors

HERMAN B. WHITE
AL VILLANE
MAX C. ANSBAUGH

DAN SACCARO, JR.
CARL T. JOHNSON
WALTER HARBESON

C. C. FORDHAM, JR.
JOHN C. PACE
PHIL SADOWSKI

PENSACOLA KENNEL CLUB, INC.

90 Racing Days—February 15, 1947 to May 31, 1947—90 Performances

Pari-Mutuel Handle	\$ 2,141,495.00
Average Performance	23,794.39
Average Wager per Capita.....	32.65

Total Attendance	65,586
Average Performance Attendance.....	729

STATE REVENUE

3% of P-M Handle.....	\$ 64,244.85
2% of P-M Handle.....	42,829.90
50% of Breaks.....	9,629.13
Admission Tax	6,599.60

TRACK REVENUE FROM P-M HANDLE

12% of P-M Handle.....	\$ 256,979.40
50% of Breaks.....	9,628.52
	<u>\$ 266,607.92</u>

\$ 123,303.48

Distributed to Public.....\$1,758,183.20

Percentage of Daily Double to Total Pool..... 05.20%

Percentage of Quiniela to Total Pool..... 48.24%

Percentage of Breaks to Total Pool..... 0.90%

33

Occupational Licenses	919.50
Assumed Names	30.00
Total State Revenue.....	<u>\$ 124,252.98</u>

Pool Classification	Amount Wagered	\$5.00 Wagers		\$2.00 Wagers	
		Number	Amount	Number	Amount
Daily Double	\$ 111,452.00			55,726	\$ 111,452.00
Quiniela	1,033,084.00			516,542	1,033,084.00
Straight	395,621.00	22,807	\$114,035.00	140,793	281,586.00
Place	305,595.00	11,295	56,475.00	124,560	249,120.00
Show	295,743.00	6,801	34,005.00	130,869	261,738.00
TOTAL	\$2,141,495.00	40,903	\$204,515.00	968,490	\$1,936,980.00

SANFORD - ORLANDO KENNEL CLUB, INC.

Longwood, Florida

Officers

W. C. ANDERSON, *President, Treasurer*
50 South Avenue
Bridgeport, Connecticut

GEO. A. DECOTTES, *Secretary*
Sanford, Florida

ANABEL MCPADDEN, *Vice-President, Asst.-Secy.*
50 South Avenue
Bridgeport, Connecticut

KATHERINE NICHOLS, *Asst. Treasurer*
50 South Avenue
Bridgeport, Connecticut

Directors

W. C. ANDERSON
ANABEL MCPADDEN
GEO. A. DECOTTES

CATHERINE ANDERSON
KATHERINE NICHOLS
MARY KELLY

SANFORD - ORLANDO KENNEL CLUB, INC.

90 Racing Days—December 30, 1946 to April 12, 1947 Inc.—90 Performances

Pari-Mutuel Handle\$2,674,737.00
 Average Performance 29,719.30
 Average Wager per Capita..... 31.71

Total Attendance 84,363
 Average Performance Attendance..... 937

STATE REVENUE

3% of P-M Handle.....\$ 80,242.11
 2% of P-M Handle..... 53,494.74
 50% of Breaks..... 12,752.49
 Admission Tax 8,436.30

TRACK REVENUE FROM P-M HANDLE

12% of P-M Handle.....\$ 320,968.44
 50% of Breaks..... 12,752.12
\$ 333,720.56

\$ 154,925.64

Occupational Licenses 876.75
 Assumed Names 30.00

Distributed to Public (82.05%).....\$2,194,527.10
 Percentage of Daily Double to Total Pool..... 08.88%
 Percentage of Quiniela to Total Pool..... 39.75%
 Percentage of Breaks to Total Pool..... 0.95%

Total State Revenue.....\$ 155,832.39

35

Pool Classification	Amount Wagered	\$5.00 Wagers		\$2.00 Wagers		\$1.00 Wagers	
		Number	Amount	Number	Amount	Number	Amount
Daily Double	\$ 237,648.00			118,824	\$ 237,648.00		
Quiniela	1,063,236.00	7,290	\$ 36,450.00	513,393	1,026,786.00		
Straight	671,644.00	58,630	293,150.00	143,963	287,926.00	90,568	\$ 90,568.00
Place	404,971.00	30,537	152,685.00	80,859	161,718.00	90,568	90,568.00
Show	297,238.00	13,560	67,800.00	69,435	138,870.00	90,568	90,568.00
TOTAL	\$2,674,737.00	110,017	\$550,085.00	926,474	\$1,852,948.00	271,704	\$271,704.00

SARASOTA KENNEL CLUB, INC.

Sarasota, Florida

Officers

JERRY COLLINS, *President*
Sarasota, Florida

C. E. NEWMAN, *Secretary-Treasurer*
Sarasota, Florida

L. H. LAWRENCE, *Vice-President*
Sarasota, Florida

C. W. ANDERSON, *Director*
Sarasota, Florida

G. V. WIDEN, *Director*
Sarasota, Florida

Directors

G. V. WIDEN

C. E. NEWMAN

L. H. LAWRENCE

C. W. ANDERSON

JERRY COLLINS

SARASOTA KENNEL CLUB, INC.

32 Racing Days—November 15, 1946 to December 21, 1946 Inc.—33 Performances

Pari-Mutuel Handle	\$ 538,131.00
Average Performance	16,307.00
Average Wager per Capita	49.44

Total Attendance	10,885
Average Performance Attendance	330

STATE REVENUE

3% of P-M Handle.....	\$ 16,143.93
2% of P-M Handle.....	10,762.62
50% of Breaks.....	2,263.68
Admission Tax	1,088.50
	\$ 30,258.73

37

Occupational Licenses	838.50
Assumed Names	20.00
Total State Revenue.....	\$ 31,117.23

TRACK REVENUE FROM P-M HANDLE

12% of P-M Handle.....	\$ 64,575.72
50% of Breaks.....	2,263.55
	\$ 66,839.27
Distributed to Public (82.16%).....	\$ 442,121.50

Percentage of Daily Double to Total Pool.....	06.80%
Percentage of Quiniela to Total Pool.....	51.55%
Percentage of Breaks to Total Pool.....	0.84%

Pool Classification	Amount Wagered	\$5.00 Wagers		\$2.00 Wagers	
		Number	Amount	Number	Amount
Daily Double	\$ 36,586.00			18,293	\$ 36,586.00
Quiniela	277,414.00			138,707	277,414.00
Straight	101,597.00	7,303	\$36,515.00	32,541	65,082.00
Place	64,869.00	3,517	17,585.00	23,642	47,284.00
Show	57,665.00	1,975	9,875.00	23,895	47,790.00
TOTAL	\$538,131.00	12,795	\$63,975.00	237,078	\$474,156.00

SARASOTA KENNEL CLUB, INC.

58 Racing Days—March 24 to May 31, 1947—70 Performances

Pari-Mutuel Handle	\$1,783,066.00
Average Performance	25,472.37
Average Wager per Capita	62.57

Total Attendance	28,499
Average Performance Attendance	407

STATE REVENUE

3% of P-M Handle	\$ 53,491.98
2% of P-M Handle	35,661.32
50% of Breaks	5,837.59
Admission Tax	2,844.90
	<u>\$ 97,835.79</u>
Occupational Licenses	226.00
Assumed Names	10.00
	<u>\$ 98,071.79</u>


TRACK REVENUE FROM P-M HANDLE

12% of P-M Handle	\$ 213,967.92
50% of Breaks	5,837.19
	<u>\$ 219,805.11</u>

Distributed to Public (82.35%)	\$ 1,468,270.00
Percentage of Daily Double to Total Pool	09.13%
Percentage of Quiniela to Total Pool	58.76%
Percentage of Breaks to Total Pool	0.65%

38

Pool Classification	Amount Wagered	\$5.00 Wagers		\$2.00 Wagers	
		Number	Amount	Number	Amount
Daily Double	\$ 162,766.00			81,383	\$ 162,766.00
Quiniela	1,047,714.00			523,857	1,047,714.00
Straight	251,528.00	18,892	\$ 94,460.00	78,534	157,068.00
Place	179,794.00	10,512	52,560.00	63,617	127,234.00
Show	141,264.00	4,824	24,120.00	58,572	117,144.00
TOTAL	\$1,783,066.00	34,228	\$171,140.00	805,963	\$1,611,926.00



ST. PETERSBURG KENNEL CLUB, INC.

1400 Central Avenue
St. Petersburg, Florida

Officers

T. L. WEAVER, *President*
1400 Central Avenue
St. Petersburg, Florida

A. V. WEAVER, *Vice-President*
5190 38th Avenue North
St. Petersburg, Florida

J. E. BROOKS, *Secretary-Treasurer*
1261 Brightwaters Boulevard
St. Petersburg, Florida

Directors

T. L. WEAVER

A. V. LAUGHNER

A. V. WEAVER

J. E. BROOKS

OTTO L. WEAVER

GLENN E. LOUGHRIDGE

ST. PETERSBURG KENNEL CLUB, INC.

90 Racing Days—December 21, 1946 to April 14, 1947 Inc.—121 Performances

Pari-Mutuel Handle\$ 8,671,514.00
 Average Performance 71,665.40
 Average Wager per Capita..... 31.32

Total Attendance 276,896
 Average Performance Attendance..... 2,288

STATE REVENUE

3% of P-M Handle.....\$ 260,145.42
 2% of P-M Handle..... 173,430.28
 50% of Breaks..... 33,108.83
 Admission Tax 27,689.60
 \$ 494,374.13
 Occupational Licenses 1,696.50
 Total State Revenue.....\$ 496,070.63

TRACK REVENUE FROM P-M HANDLE

12% of P-M Handle.....\$ 1,040,581.68
 50% of Breaks..... 33,108.19
 \$ 1,073,689.87

Distributed to Public (82.24%).....\$ 7,131,139.60
 Percentage of Daily Double to Total Pool..... 09.92%
 Percentage of Quiniela to Total Pool..... 53.19%
 Percentage of Breaks to Total Pool..... 0.76%

41

Pool Classification	Amount Wagered	\$5.00 Wagers		\$2.00 Wagers	
		Number	Amount	Number	Amount
Daily Double	\$ 859,850.00			429,925	\$ 859,850.00
Quiniela	4,612,712.00			2,306,356	4,612,712.00
Straight	1,417,064.00	104,316	\$521,580.00	447,742	895,484.00
Place	939,706.00	48,306	241,530.00	349,088	698,176.00
Show	842,182.00	30,258	151,290.00	345,446	690,892.00
TOTAL	\$8,671,514.00	182,880	\$914,400.00	3,878,557	\$7,757,114.00

WEST FLAGLER KENNEL CLUB, INC.

1108 Congress Building

Miami, Florida

Officers

JACOB SHER, *President*
1108 Congress Building
Miami, Florida

W. L. HUNTLEY, *Vice-President and General Manager*
1108 Congress Building
Miami, Florida

I. BENJAMIN, *Treasurer*
1108 Congress Building
Miami, Florida

A. W. EMERY, *Secretary*
1108 Congress Building
Miami, Florida

Directors

S. C. LEVENSON

JACOB SHER

W. L. HUNTLEY

I. BENJAMIN

A. W. EMERY

WEST FLAGLER KENNEL CLUB, INC.

80 Racing Days—January 1, 1947 to April 3, 1947 Inc.—80 Performances

Pari-Mutuel Handle\$ 13,423,656.00
 Average Performance 167,795.70
 Average Wager per Capita 28.29

Total Attendance 474,589
 Average Performance Attendance 5,932

STATE REVENUE

3% of P-M Handle.....\$ 402,709.68
 2% of P-M Handle..... 268,473.12
 50% of Breaks..... 50,804.80
 Admission Tax 47,458.90
 \$ 769,446.50

TRACK REVENUE FROM P-M HANDLE

12% of P-M Handle.....\$ 1,610,838.72
 50% of Breaks..... 50,804.38
 \$ 1,661,643.10

Occupational Licenses 1,986.50
 Assumed Names 30.00
 Total State Revenue.....\$ 771,463.00

Distributed to Public (82.24%).....\$ 11,040,025.30
 Percentage of Daily Double to Total Pool..... 03.19%
 Percentage of Quiniela to Total Pool..... 56.94%
 Percentage of Breaks to Total Pool..... 0.76%

43

Pool Classification	Amount Wagered	\$10.00 Wagers		\$5.00 Wagers		\$2.00 Wagers	
		Number	Amount	Number	Amount	Number	Amount
Daily Double	\$ 428,044.00					214,022	\$ 428,044.00
Quiniela	7,643,345.00			129,097	\$ 645,485.00	3,498,930	6,997,860.00
Straight	2,583,978.00	58,207	\$582,070.00	108,298	541,490.00	730,209	1,460,418.00
Place	1,399,771.00	22,691	226,910.00	46,701	233,505.00	469,678	939,356.00
Show	1,368,518.00	18,586	185,860.00	36,768	183,840.00	499,409	998,818.00
TOTAL	\$13,423,656.00	99,484	\$994,840.00	320,864	\$1,604,320.00	5,412,248	\$10,824,496.00

FRONTON EXHIBITION COMPANY

P. O. Box 2862

Miami, Florida

Officers

RICHARD I. BERENSON, *President*

Rivo Alto Island (P.O. Box 2862)

Miami Beach, Florida

BENJAMIN A. TRUSTMAN, *Secretary*

220 Devonshire Street

Boston, Massachusetts

JOSEPH WEINBERG, *Treasurer*

151 Milk Street

Boston, Massachusetts

Directors

SAMUEL PINASKI, *Chairman of the Board*

RICHARD I. BERENSON

REUBEN GRYZMISH

JOSEPH WEINBERG

GEORGE A. WORLEY

FRONTON EXHIBITION COMPANY

90 Exhibition Days—December 25, 1946 to April 8, 1947 Inc.—90 Performances

Pari-Mutuel Handle	\$ 4,815,755.00
Average Performance	53,508.39
Average Wager per Capita.....	13.66

Total Attendance	352,442
Average Performance Attendance.....	3,916

STATE REVENUE

3% of P-M Handle.....	\$ 144,472.65
2% of P-M Handle.....	96,315.10
50% of Breaks.....	15,841.56
Admission Tax	35,244.20
	\$ 291,873.51
Occupational Licenses	958.50
Total State Revenue.....	\$ 292,832.01

TRACK REVENUE FROM P-M HANDLE

12% of P-M Handle.....	\$ 577,547.04
50% of Breaks.....	15,841.15
	\$ 593,388.19

Distributed to Public (82.35%).....	\$ 3,965,737.50
Percentage of Daily Double to Total Pool.....	10.63%
Percentage of Quiniela to Total Pool.....	49.25%
Percentage of Breaks to Total Pool.....	00.65%

45

Pool Classification	Amount Wagered	\$5.00 Wagers		\$2.00 Wagers		Point Betting Amount
		Number	Amount	Number	Amount	
Daily Double	\$ 512,116.00			256,058	\$ 512,116.00	
Quiniela	2,371,754.00			1,185,877	2,371,754.00	
Straight	899,546.00	52,342	\$261,710.00	318,918	637,836.00	
Place	601,352.00	23,790	118,950.00	241,201	482,402.00	
Show	426,079.00	14,707	73,535.00	176,272	352,544.00	
Point Betting	4,908.00					\$4,908.00
TOTAL	\$4,815,755.00	90,839	\$454,195.00	2,178,326	\$4,356,652.00	\$4,908.00

EXHIBIT "C"

FLORIDA STATE RACING COMMISSION

COMPARATIVE DATA

1953-1954 SEASON

3 SEASON

State Revenue from Breaks	Total State Revenue	Track Comm. on Pari-Mutuel Sales	Track Revenue From Breaks	Distributed to Public	No. Racing Days	SOURCE OF RACING REVENUE	No. Racing Days	Attendance	Pari-Mutuel Sales	Tax on Attendance	3% Comm. on Pari-Mutuel Sales	2% Comm. on Pari-Mutuel Sales	State Revenue From Breaks	Total State Revenue	Track Comm. on Pari-Mutuel Sales	Track Revenue From Breaks	Distributed to Public	Increased Tax in Litigation
GREYHOUND RACING ASSOCIATIONS																		
Summer Season																		
9,398.60	\$ 158,435.80	\$ 337,576.32	\$ 9,398.18	\$ 2,316,106.10	91	Pensacola Kennel Club, Inc.....	108	113,463	\$ 3,731,874.00	\$ 11,346.30	\$ 111,956.22	\$ 74,637.48	\$ 13,104.81	\$ 211,044.81	\$ 446,654.19	\$ 13,104.31	\$ 3,071,246.30	\$ 1,170.69
29,469.71	494,053.11	1,052,735.04	29,469.15	7,222,478.50	90	Volusia County Kennel Club, Inc....	90	274,825	8,843,295.00	27,482.50	265,298.85	176,865.90	29,236.76	498,884.01	944,294.49	29,236.19	7,281,461.90	116,900.91
38,868.31	\$ 652,488.91	\$ 1,390,311.36	\$ 38,867.33	\$ 9,538,584.60	181	Total Summer Season	198	388,288	\$ 12,575,169.00	\$ 38,828.80	\$ 377,255.07	\$ 251,503.38	\$ 42,341.57	\$ 709,928.82	\$ 1,390,948.68	\$ 42,340.50	\$ 10,352,708.20	\$ 118,071.60
Winter Season																		
24,299.34	\$ 423,189.84	\$ 907,282.32	\$ 24,298.74	\$ 6,226,771.30	90	Associated Out-Door Clubs, Inc.....	90	190,641	\$ 7,239,032.00	\$ 19,064.10	\$ 217,170.96	\$ 144,780.64	\$ 22,980.27	\$ 403,995.97	\$ 793,235.95	\$ 22,979.79	\$ 5,962,436.50	\$ 75,447.89
55,639.03	943,062.43	2,003,976.00	55,638.57	13,749,556.40	90	Biscayne Kennel Club, Inc.....	90	496,617	15,996,567.00	49,661.70	479,897.01	319,931.34	53,971.33	903,461.38	1,329,665.67	53,970.88	13,169,208.40	589,922.37
44,327.36	749,922.41	1,586,508.60	44,326.99	10,884,696.80	90	Broward County Kennel Club, Inc....	90	432,512	13,573,107.00	43,251.20	407,193.21	271,462.14	46,957.48	768,864.03	1,199,106.73	46,957.13	11,171,764.20	429,666.11
12,536.30	245,784.35	531,573.24	12,535.91	3,651,642.70	89	Jacksonville Kennel Club, Inc.....	90	112,990	4,407,503.00	11,299.00	132,225.09	88,150.06	12,805.84	244,479.99	521,334.03	12,805.45	3,632,616.20	7,566.33
5,576.62	86,754.47	181,329.24	5,576.09	1,243,041.20	90	Key West Kennel Club, Inc.....	90	58,798	1,626,502.00	5,879.80	27,000.00	18,000.00	5,518.91	56,398.71	231,505.34	5,518.45	1,338,959.30	—0—
36,504.47	710,217.97	1,517,648.40	36,504.03	10,424,059.60	90	Miami Beach Kennel Club, Inc.....	90	384,231	12,245,327.00	38,423.10	367,359.81	244,906.54	37,474.15	688,163.60	1,127,535.27	37,473.66	10,088,673.60	341,903.97
11,013.29	202,001.59	437,229.12	11,012.89	3,002,141.90	85	Orange Park Kennel Club, Inc.....	89	88,327	3,641,582.00	8,832.70	109,247.46	72,831.64	10,344.48	201,256.28	433,955.67	10,344.08	3,001,824.50	3,034.17
28,552.97	455,654.13	952,793.16	28,552.52	6,533,047.20	90	Palm Beach Kennel Club, Inc.....	90	257,380	7,694,238.00	27,034.05	230,827.14	153,884.76	26,362.87	438,108.82	814,437.94	26,362.37	6,333,492.30	108,870.62
13,568.15	215,597.10	456,575.16	13,567.74	3,130,842.30	90	Sanford-Orlando Kennel Club, Inc....	90	103,971	3,634,067.00	10,397.10	109,022.01	72,681.34	12,920.52	205,020.97	433,254.48	12,920.19	2,990,434.90	2,833.56
16,000.18	276,947.08	600,151.44	15,999.78	4,119,047.50	79	Sarasota Kennel Club, Inc.....	79	94,141	4,534,238.00	9,414.10	136,027.14	90,684.76	14,804.46	250,930.46	537,072.12	14,803.98	3,733,809.10	7,036.44
47,885.26	792,490.76	1,676,792.64	47,884.70	11,502,045.80	90	St. Petersburg Kennel Club, Inc.....	90	405,204	11,967,927.00	40,520.40	359,037.81	239,358.54	40,244.07	679,160.82	1,215,403.50	40,243.44	9,852,891.90	220,747.74
51,089.10	841,355.45	1,768,467.00	51,088.65	12,129,719.00	90	West Flagler Kennel Club, Inc.....	90	493,746	14,271,309.00	49,374.60	428,139.27	285,426.18	48,960.26	811,900.31	1,244,897.44	48,959.81	11,747,266.40	467,659.64
346,992.07	\$ 5,942,977.58	\$ 12,620,326.32	\$ 346,986.61	\$ 86,596,611.70	1,063	Total Winter Season	1,068	3,118,558	\$ 100,831,399.00	\$ 313,151.85	\$ 3,003,146.91	\$ 2,002,097.94	\$ 333,344.64	\$ 5,651,741.34	\$ 9,881,404.14	\$ 333,339.23	\$ 83,023,377.30	\$ 2,254,688.84
385,860.38	\$ 6,595,466.49	\$ 14,010,637.68	\$ 385,853.94	\$ 96,135,196.30	1,244	TOTAL GREYHOUND TRACKS Summer and Winter Seasons.....	1,266	3,506,846	\$ 113,406,568.00	\$ 351,980.65	\$ 3,380,401.98	\$ 2,253,601.32	\$ 375,686.21	\$ 6,361,670.16	\$ 11,272,352.82	\$ 375,679.73	\$ 93,376,085.50	\$ 2,372,760.44
JAI-ALAI FRONTONS																		
15,650.48	\$ 339,371.18	\$ 693,269.28	\$ 15,650.04	\$ 4,763,812.00	100	Gandy Operating Co., Inc.....	96	191,337	\$ 2,651,712.00	\$ 19,133.70	\$ 79,551.36	\$ 53,034.24	\$ 7,082.18	\$ 158,801.48	\$ 318,205.44	\$ 7,081.68	\$ 2,186,757.10	—0—
						Miami Fronton Exhibition Co.....	100	284,406	5,192,379.00	28,440.60	155,771.37	103,847.58	13,528.29	301,587.84	623,085.48	13,527.78	4,282,618.50	
						Monro Operating Co., Inc.....	90	232,566	3,746,664.00	32,008.23	112,399.92	74,933.28	11,351.18	230,692.61	449,599.68	11,350.74	3,087,029.20	
						Total Jai-Alai Frontons	286	708,309	\$ 11,590,755.00	\$ 79,582.53	\$ 347,722.65	\$ 231,815.10	\$ 31,961.65	\$ 691,081.93	\$ 1,390,890.60	\$ 31,960.20	\$ 9,556,404.80	—0—
401,510.86	\$ 6,934,837.67	\$ 14,703,906.96	\$ 401,503.98	\$ 100,899,008.30	1,344	TOTAL GREYHOUND TRACKS AND FRONTONS	1,552	4,215,155	\$ 124,997,323.00	\$ 431,563.18	\$ 3,728,124.63	\$ 2,485,416.42	\$ 407,647.86	\$ 7,052,752.09	\$ 12,663,243.42	\$ 407,639.93	\$ 102,932,490.30	\$ 2,372,760.44
HORSE RACING ASSOCIATIONS																		
281,439.10	\$ 4,103,543.06	\$ 3,241,466.90	\$ 39,079,230.40		40	Gulfstream Park Racing Ass'n., Inc.	40	466,147	\$ 45,897,071.00	\$ 116,195.25	\$ 1,376,912.13	\$ 2,294,853.55	\$ 272,626.30	\$ 4,060,587.23	\$ 3,212,794.97		\$ 38,739,884.05	
342,860.65	5,448,234.87	4,345,921.72	52,429,045.95		40	Hialeah Race Course, Inc.....	40	714,465	67,077,082.00	156,279.29	2,012,312.46	3,353,854.10	382,666.35	5,905,112.20	4,695,395.74		56,632,853.35	
5,313.78	48,299.77	91,097.52	5,313.60	619,463.80	35													
59,135.35	275,387.95	1,065,820.30	7,113,846.35		50	Sunshine Park Racing Ass'n., Inc....	50	115,400	8,601,754.00	15,770.84	150,000.00	50,000.00	58,781.00	274,551.84	1,090,263.10		7,252,709.90	
180,983.60	2,856,902.54	2,280,200.09	27,507,160.35		40	Tropical Park, Inc.....	40	301,410	30,108,769.00	67,306.11	903,263.07	1,505,438.45	183,674.30	2,659,681.93	2,107,613.83		25,408,779.35	
869,732.48	\$ 12,732,368.19	\$ 11,024,506.53	\$ 5,313.60	\$ 126,748,746.85	205	TOTAL HORSE TRACKS	170	1,597,422	\$ 151,684,676.00	\$ 355,551.49	\$ 4,442,487.66	\$ 7,204,146.10	\$ 897,747.95	\$ 12,899,933.20	\$ 11,106,067.64	—0—	\$ 128,034,226.65	—0—
1,271,243.34	\$ 19,667,205.86	\$ 25,728,413.49	\$ 406,817.58	\$ 227,647,755.15	1,549	TOTAL ALL TRACKS	1,722	5,812,577	\$ 276,681,999.00	\$ 787,114.67	\$ 8,170,612.29	\$ 9,689,562.52	\$ 1,305,395.81	\$ 19,952,685.29	\$ 23,769,311.06	\$ 407,639.93	\$ 230,966,716.95	\$ 2,372,760.44

OTHER INCOME

Occupational Licenses
 Greyhound Registrations
 Assumed Name Registrations
 Color Registrations
 Miscellaneous Income
 TOTAL OTHER INCOME
 GRAND TOTAL RECEIPTS

58,923.00
 5,277.00
 2,520.00
 1,269.00
 5,347.49
 \$ 73,336.49
 \$ 20,026,021.78

In addition to total receipts collected, see next page—Exhibit "D" for Racing Scholarship fund collected.
 *Instead of a 3% and 2% Comm. at Key West Ken. Club, Inc., and a 3% and 5% Comm. at Sunshine Park Racing Ass'n., Inc., a Flat Rate was deducted.

\$ 56,781.25
 5,410.00
 2,380.00
 1,293.00
 1,443.50
 \$ 67,307.75
 \$ 19,734,513.61

GABLES RACING ASSOCIATION, INC. (TROPICAL PARK)

40 Racing Days—December 2, 1946 to January 16, 1947 Inc.—40 Performances

Pari-Mutuel Handle	\$ 25,670,718.00
Average Daily Handle	641,767.95
Average Wager per Capita	74.09

Total Attendance	364,484
Average Daily Attendance	8,662

STATE REVENUE

3% of P-M Handle	\$ 770,121.54
5% of P-M Handle	1,283,535.90
Breaks (0.63%)	162,197.10
Admission Tax	62,397.99

TRACK REVENUE FROM P-M HANDLE

7% of P-M Handle	\$ 1,796,950.26
Distributed to Public (84.37%)	<u>21,657,913.20</u>

\$ 2,278,252.53

Occupational Licenses	16,162.75
Assumed Names	880.00
Color Registrations	624.00

Percentage of Daily Double to Total Pool	05.68%
Percentage of \$100.00 Wagers to Total Pool	07.22%
Percentage of \$ 50.00 Wagers to Total Pool	13.05%
Percentage of \$ 10.00 Wagers to Total Pool	28.99%
Percentage of \$ 5.00 Wagers to Total Pool	19.56%
Percentage of \$ 2.00 Wagers to Total Pool	31.18%

Total State Revenue \$ 2,295,919.28

Pool Classification	Amount Wagered	\$100.00 Wagers		\$50.00 Wagers		\$10.00 Wagers		\$5.00 Wagers		\$2.00 Wagers	
		Number	Amount	Number	Amount	Number	Amount	Number	Amount	Number	Amount
Daily Double	\$ 1,458,526.00					39,815	\$ 398,150.00			530,188	\$1,060,376.00
Straight	13,788,290.00	12,812	\$1,281,200.00	39,527	\$1,976,350.00	455,115	4,551,150.00	536,998	\$2,684,990.00	1,647,300	3,294,600.00
Place	5,498,673.00	2,305	230,500.00	13,495	674,750.00	136,352	1,363,520.00	255,841	1,279,205.00	975,349	1,950,698.00
Show	4,925,229.00	3,412	341,200.00	13,966	698,300.00	112,981	1,129,810.00	211,373	1,056,865.00	849,527	1,699,054.00
TOTAL	\$25,670,718.00	18,529	\$1,852,900.00	66,988	\$3,349,400.00	744,263	\$7,442,630.00	1,004,212	\$5,021,060.00	4,002,364	\$8,004,728.00

GULFSTREAM PARK RACING ASSOCIATION, INC.

Hallandale, Florida

Officers

JAMES DONN, *President*
Miami, Florida

STEFAN H. ZACHAR, *Vice-President*
Miami Beach, Florida

WILLIAM T. HUTCHESON, *Vice-President*
Lakeland, Florida

GEORGE W. LANGFORD, *Vice-President*
Miami, Florida

JAMES F. MACK, *Vice-President*
Hollywood, Florida

MILO COFFRIN, *Secretary-Treasurer*
Miami, Florida

Directors

JAMES DONN
MORRIS SCHAPIRO
GEORGE T. TAYLOR
DAVID S. WESCOTT
STEFAN H. ZACHAR
H. H. WOODSMALL

JAMES F. MACK
GEORGE W. LANGFORD
MARIE M. HORNING
SUSAN CULPEPPER HORNING
JOHN C. HORNING
DAVID I. McCAHILL

GULFSTREAM PARK RACING ASSOCIATION, INC.

40 Racing Days—March 5, 1947 to April 19, 1947 Inc.—40 Performances

Pari-Mutuel Handle	\$ 29,507,761.00
Average Daily Handle.....	737,694.00
Average Wager per Capita.....	78.40

STATE REVENUE

3% of P-M Handle.....	\$ 885,232.83
5% of P-M Handle.....	1,475,388.05
Breaks (0.67%)	197,941.25
Admission Tax	70,192.82
	<u>\$ 2,628,754.95</u>
Occupational Licenses	1,632.00
Assumed Names	30.00
Color Registrations	41.00
Total State Revenue.....	<u>\$ 2,630,457.95</u>

Total Attendance	376,388
Average Daily Attendance.....	9,410

TRACK REVENUE FROM P-M HANDLE

7% of P-M Handle.....	\$ 2,065,543.27
Distributed to Public from P-M Handle (84.33%)	\$ 24,883,655.60
Distributed to Public from Track for Minus Pool	1,388.85
Total Distributed to Public.....	<u>\$ 24,885,044.45</u>
Percentage of Daily Double to Total Pool.....	7.44%
Percentage of \$100.00 Wagers to Total Pool	9.29%
Percentage of \$ 50.00 Wagers to Total Pool	15.11%
Percentage of \$ 10.00 Wagers to Total Pool	25.43%
Percentage of \$ 5.00 Wagers to Total Pool	18.56%
Percentage of \$ 2.00 Wagers to Total Pool	31.61%

49

Pool Classification	Amount Wagered	\$100.00 Wagers		\$50.00 Wagers		\$10.00 Wagers		\$5.00 Wagers		\$2.00 Wagers	
		Number	Amount	Number	Amount	Number	Amount	Number	Amount	Number	Amount
Daily Double	\$ 2,196,388.00					61,251	\$ 612,510.00			791,939	\$1,583,878.00
Straight	14,925,033.00	16,124	\$1,612,400.00	52,459	\$2,622,950.00	450,183	4,501,830.00	531,857	\$2,659,285.00	1,764,284	3,528,568.00
Place	6,605,984.00	5,564	556,400.00	19,462	973,100.00	137,499	1,374,990.00	301,930	1,509,650.00	1,095,922	2,191,844.00
Show	5,780,356.00	5,722	572,200.00	17,285	864,250.00	101,342	1,013,420.00	261,298	1,306,490.00	1,011,998	2,023,996.00
TOTAL	\$29,507,761.00	27,410	\$2,741,000.00	89,206	\$4,460,300.00	750,275	\$7,502,750.00	1,095,085	\$5,475,425.00	4,664,143	\$9,328,286.00

HIALEAH RACE COURSE, INC.

Hialeah, Florida

Officers

JOHN C. CLARK, *President*
90 Riverside Drive
Binghampton, New York

SAM H. McCORMICK, *Secretary-Treasurer*
3800 Alhambra Court
Coral Gables, Florida

Directors

P. A. B. WIDENER
JAMES H. BRIGHT
RUSSELL A. FIRESTONE
SCHOFIELD ANDREWS
J. P. COCHRANE
ROYCE G. MARTIN

JOHN C. CLARK
SAM H. McCORMICK
WARREN WRIGHT
B. L. WHITTEN
FREDERICK C. PETERS
EDWARD S. MOORE

HIALEAH RACE COURSE, INC.

40 Racing Days—January 17, 1947 to March 4, 1947 Inc.—40 Performances

Pari-Mutuel Handle	\$ 48,271,317.00
Average Daily Handle.....	1,206,782.92
Average Wager per Capita.....	76.48

STATE REVENUE

3% of P-M Handle.....	\$ 1,448,139.51
5% of P-M Handle.....	2,413,565.85
Breaks (0.71%)	341,805.00
Admission Tax	126,299.98
	\$ 4,329,810.34
Occupational Licenses	6,378.50
Assumed Names	200.00
Color Registrations	128.00
Total State Revenue.....	\$ 4,336,516.84

Total Attendance	631,160
Average Daily Attendance.....	15,779

TRACK REVENUE FROM P-M HANDLE

7% of P-M Handle.....	\$ 3,378,992.19
Distributed to Public from P-M Handle	_____
(84.29%)	\$ 40,688,814.45
Distributed to Public from Track for Minus	_____
Pool	1,086.30
Total Distributed to Public.....	\$ 40,689,900.75
Percentage of Daily Double to Total Pool.....	6.35%
Percentage of \$100.00 Wagers to Total Pool	13.82%
Percentage of \$ 50.00 Wagers to Total Pool	16.75%
Percentage of \$ 10.00 Wagers to Total Pool	27.09%
Percentage of \$ 5.00 Wagers to Total Pool	15.82%
Percentage of \$ 2.00 Wagers to Total Pool	26.52%

51

Pool Classification	Amount Wagered	\$100.00 Wagers		\$50.00 Wagers		\$10.00 Wagers		\$5.00 Wagers		\$2.00 Wagers	
		Number	Amount	Number	Amount	Number	Amount	Number	Amount	Number	Amount
D. Double	\$ 3,068,070.00										
Straight	25,946,314.00	41,980	\$4,198,000.00	98,849	\$4,942,450.00	799,052	7,990,520.00	782,926	\$3,914,630.00	2,450,357	4,900,714.00
Place	10,691,757.00	11,848	1,184,800.00	35,735	1,786,750.00	245,148	2,451,480.00	422,663	2,113,315.00	1,577,706	3,155,412.00
Show	8,565,176.00	12,906	1,290,600.00	27,159	1,357,950.00	157,735	1,577,350.00	320,658	1,603,290.00	1,367,993	2,735,986.00
TOTAL	\$48,271,317.00	66,734	\$6,673,400.00	161,743	\$8,087,150.00	1,307,747	\$13,077,470.00	1,526,247	\$7,631,235.00	6,401,031	\$12,802,062.00

SUNSHINE PARK RACING ASSOCIATION

A CO-PARTNERSHIP

Oldsmar, Florida

52

JOHN W. KANE
Wilmington, Delaware

C. C. VEGA, JR.
Tampa, Florida

SUNSHINE PARK RACING ASSOCIATION

50 Performances—January 23, 1947 to March 22, 1947 Inc.—50 Performances

Pari-Mutuel Handle	\$ 4,814,529.00
Average Daily Handle	96,290.58
Average Wager per Capita	66.84

STATE REVENUE

3% of P-M Handle	\$ 144,435.87
5% of P-M Handle	240,726.45
Breaks (0.73%)	35,344.90
Admission Tax	9,663.01
	\$ 430,170.23
Occupational Licenses	3,211.50
Assumed Names	100.00
Color Registrations	190.00
Total State Revenue	\$ 433,671.73

Total Attendance	72,029
Average Daily Attendance	1,441

TRACK REVENUE FROM P-M HANDLE

7% of P-M Handle	\$ 337,017.03
Distributed to Public from P-M Handle (84.27%)	\$ 4,057,004.75
Distributed to Public from Track for Minus Pool	176.25
Total Distributed to Public	\$ 4,057,181.00
Percentage of Daily Double to Total Pool	05.55%
Percentage of \$10.00 Wagers to Total Pool	38.00%
Percentage of \$ 5.00 Wagers to Total Pool	21.06%
Percentage of \$ 2.00 Wagers to Total Pool	40.94%

53

Pool Classification	Amount Wagered	\$10.00 Wagers		\$5.00 Wagers		\$2.00 Wagers	
		Number	Amount	Number	Amount	Number	Amount
Daily Double	\$ 267,100.00					133,550	267,100.00
Straight	2,414,013.00	110,704	\$1,107,040.00	107,929	\$ 539,645.00	383,664	767,328.00
Place	1,256,155.00	45,351	453,510.00	58,267	291,335.00	255,655	511,310.00
Show	877,261.00	26,883	268,830.00	36,629	183,145.00	212,643	425,286.00
TOTAL	\$4,814,529.00	182,938	\$1,829,380.00	202,825	\$1,014,125.00	985,512	\$1,971,024.00

