

Seventeenth Annual Report

of the

FLORIDA STATE RACING COMMISSION

to the

HONORABLE MILLARD F. CALDWELL
GOVERNOR OF FLORIDA

FOR THE FISCAL YEAR ENDING
JUNE 30, 1948



FLORIDA STATE LIBRARY

CHARLES F. BALDWIN, *Chairman*
WILLIAM B. WATSON, JR., *Secretary*
TOM B. SWANN, *Member*
JAMES D. JOHNSON, *Member*
EMIL YDE, *Member*

F351.76s
W131

17th



GOVERNOR MILLARD F. CALDWELL

Seventeenth Annual Report

of the

FLORIDA STATE RACING COMMISSION

to the

HONORABLE MILLARD F. CALDWELL
GOVERNOR OF FLORIDA

FOR THE FISCAL YEAR ENDING
JUNE 30, 1948



CHARLES F. BALDWIN, *Chairman*
WILLIAM B. WATSON, JR., *Secretary*
TOM B. SWANN, *Member*
JAMES D. JOHNSON, *Member*
EMIL YDE, *Member*



July 1, 1948

Honorable Millard F. Caldwell
Governor of Florida
Tallahassee, Florida

Sir:

Pursuant to the requirements of Section 550.02, Florida Statutes, 1941, the Florida State Racing Commission respectfully submits this report of its activities, receipts and disbursements for the fiscal year ended June 30, 1948, being the Seventeenth Annual Report of this Commission.

The personnel of the Commission has remained unchanged since January 2, 1945, and consists of the following members whose terms of office expire January 2, 1949:

Tom B. Swann, Winter Haven.....	First District
William B. Watson, Jr., Gainesville.....	Second District
James D. Johnson, Pensacola.....	Third District
Charles F. Baldwin, Miami.....	Fourth District
Emil Yde, Leesburg.....	Fifth District

Charles F. Baldwin and William B. Watson, Jr., Chairman and Secretary, respectively of this Commission, have served in these positions since January 2, 1945.

The Commission held formal meetings upon the following dates and at the following places during the fiscal year covered by this report:

July 1, 1947, Miami, Florida.
October 10, 1947, Miami, Florida.
November 20 and 21, 1947, Miami, Florida.
December 31, 1947, Miami, Florida.
January 23, 1948, Miami, Florida.
February 12, 1948, Miami, Florida.
March 6, 1948, Oldsmar, Florida.
March 27, 1948, Miami, Florida.
May 12, 1948, Miami, Florida.

Racing dates were awarded the various associations and operators of horse tracks, dog tracks and jai-alai fronton for the regular season beginning November 15, 1947 and ending May 31, 1948, and for summer racing at dog tracks located in Escambia and Volusia Counties, as follows:

Summer Dates

Pensacola Kennel Club, Inc.

54 days—Open August 30, close October 31, 1947.

Winter Dates

Biscayne Kennel Club, Inc.

85 days—Open November 15, 1947, close January 3, 1948;
Reopen April 16, close May 31, 1948.

Orange Park Kennel Club, Inc.

80 days—Open November 15, close December 20, 1947;
Reopen April 12, close May 31, 1948.

Associated Outdoor Clubs, Inc.

90 days—Open November 15, close December 23, 1947;
Reopen December 25, 1947, close March 8, 1948.

Gulfstream Park Racing Association, Inc.

40 days—Open December 1, 1947, close January 15, 1948
(Morning racing on January 1, 1948).

Fronton Exhibition Company

100 days—Open December 15, 1947, close April 8, 1948.

Miami Beach Kennel Club, Inc.

85 days—Open December 25, thru December 30, 1947; closed on
December 31, and reopen on January 1, close April 10, 1948.

Jacksonville Kennel Club, Inc.

87 days—Open December 25, 1947, close April 10, 1948.

Broward County Kennel Club, Inc.

90 days—Open December 27, 1947, close April 15, 1948.

Sanford-Orlando Kennel Club, Inc.

90 days—Open December 29, 1947, close April 19, 1948.

St. Petersburg Kennel Club, Inc.

90 days—Open December 30, 1947, close April 20, 1948.

Palm Beach Kennel Club, Inc.

90 days—Open January 1, close April 22, 1948.

West Flagler Kennel Club, Inc.

85 days—Open January 5, close April 15, 1948.

Sunshine Park Racing Association

50 days—Open January 9, close March 6, 1948.

Hialeah Race Course, Inc.

40 days—Open January 16, close March 2, 1948.

Sarasota Kennel Club, Inc.

79 days—Open March 9, close May 31, 1948.

Gables Racing Association, Inc.

40 days—Open March 3, close April 17, 1948.

Pensacola Kennel Club, Inc.

90 days—Open April 22, thru June 12, 1948, close and reopen
September 9, thru October 30, 1948.

Volusia County Kennel Club, Inc.

90 days—Open June 2, thru September 14, 1948.

It will be noted that the season of Volusia County Kennel Club, Inc. extends for only twenty-five racing days within the fiscal year covered by this report. It will also be noted from an examination of the figures hereinafter submitted in connection with certain of the dog racing associations that some of these operators did not conduct racing for the full number of days allocated above. This was due to a seven day period of cessation of dog racing at certain of the tracks while negotiations were being conducted with an association of dog owners. This seven day period was made up by granting additional days for racing wherever possible within the statutory racing season for the tracks involved.

ATTENDANCE AND PLAY

During the fiscal year covered by this report the eighteen operations subject to the supervision of this Commission, consisting of four horse tracks, thirteen dog tracks and one jai-alai fronton, operated for a total of 1318 racing or playing days. These activities attracted a total paid attendance of 4,344,479 patrons who wagered over one hundred and eighty million dollars upon the races and games scheduled by the various operators. While the attendance was only slightly under that of the preceding fiscal year for all activities, pari-mutuel wagering was approximately 7% less than during the previous year. This was so in spite of the fact that during the fiscal year ending June 30, 1947 only 1,298 racing or playing days were scheduled. However, such decrease was slight when compared with the trend of pari-mutuel wagering in other states, such being much greater than has so far been experienced in Florida.

We need not point out that racing constitutes one of the major attractions for winter visitors in the southern part of the State, and now with the inauguration of summer dog racing at Daytona Beach and Pensacola during the recent years, this sport attracts and furnishes many of our summer visitors with a type of recreation not theretofore enjoyed. Of course the figures on paid attendance do not reflect the number of owners of both dogs and horses who return to Florida each year for the purpose of racing their animals as well as to enjoy numerous other winter and summer attractions.

RACING A SUBSTANTIAL INDUSTRY

The records of the Commission reveal that during the year covered by this report 9,294 occupational licenses were issued to persons employed in the activities under the scope of this Commission. While many of these licensees were not directly employed by the track operators and hence not subject to the provision of the Statute which requires 85% of such latter class of employees to be bona-fide citizens and residents of Florida, nevertheless, the total number indicates that racing with pari-mutuel wagering provides employment for a substantial number of people. Of the total number of occupational licenses issued approximately 5,000 were directly employed by the various track operators and of this number 85% were Florida citizens. This provision of law has been carefully complied with by the Commission, and the racing associations and assures a large number of our citizens a means of livelihood.

In addition to the employment feature of the sports involved, the sale of feed, food, medications and other services rendered the animals

involved alone constitutes a substantial commercial enterprise required for the benefit of owners, trainers, jockeys and others directly connected with the sport.

STATE INCOME FROM PARI-MUTUEL TAXES

An examination of the detailed statistical reports hereinafter set out in this report will disclose that the total State revenue for the current fiscal year from pari-mutuel wagering and kindred taxes aggregated \$13,542,407.27. Of this sum 1.76% or \$238,743.77 was expended by this Commission in connection with its year-round activities in carrying out and enforcing the provisions of the laws of Florida and its various regulations in this respect. Thus it can be seen that the revenue derived from this source can be compared favorably with any other State revenue insofar as costs of collection, supervision and policing may be concerned. During the past seventeen years Florida has received slightly more than seventy-four million dollars from pari-mutuel wagering and at the present time has more individual tracks in operation than ever before in its history. During the past three years more than forty-three million dollars has been realized from this source and the average cost of collection and supervision throughout the entire seventeen year period has averaged 4.23%. The average cost during the past three full years of supervision by this Commission was 1.74% even though as previously pointed out this Commission now has eighteen different operations under its supervision at the present time.

This tax revenue is earmarked specifically for the benefit of the individual counties and the old age assistance fund. The basic 3% tax upon pari-mutuel play which is distributed to the counties of the State upon a per-capita basis resulted in the distribution of the sum of \$83,667.67 to each county of this State during the past fiscal year. While this sum was approximately \$7,000.00 less than the year next preceeding, nevertheless, it is greatly in excess of the amount of \$33,000.00 guaranteed by law to the various counties from the General Revenue Fund in the event the share of each of such counties from this source shall amount to less than \$33,000.00 during any one year.

STRIKES AND STOPPAGES

From time to time during the past few years disputes and disagreements have arisen between the operators of the various tracks and other groups who were likewise interested in and essential to the conduct of racing. These disputes and disagreements have thus far resulted only in brief stoppages of the activity concerned while the differences between the parties were being resolved. Racing is not comparable to any other industry in this connection. A racing day or racing night lost during a brief racing season can never be retrieved and these stoppages result not only in substantial losses to the parties directly involved but also result in quite substantial losses in revenue to the State. At one horse track during the current year a strike on the part of horse owners called because of a disagreement with the management over the size of purses resulted in a cessation of horse racing for two days at that track. These two days were spent in negotiations and the disagreement was finally settled but the racing season was thus curtailed by two days and the track involved operated only thirty-eight days of its forty day seasonal allocation. On an

average daily basis that particular track enjoyed a play which produced over \$50,000.00 per day in State revenue and thus \$100,000.00 or more was lost to the State by reason of the disagreement and resulting stoppage. The same situation arose later in the current year when a disagreement existed between an association of dog owners and all of the then operating dog tracks. This disagreement resulted in a cessation of dog racing for a period of seven consecutive racing days and it is estimated that more than \$200,000.00 was lost to the State by reason of that disagreement.

Such disagreements have in the past and will in the future probably continue to arise from time to time and result in losses of revenue not only to the parties involved but to the State as well which might possibly be avoided if some provision could be made or formula agreed upon which would assure the continuance of racing while the negotiations between the parties in difference were being conducted.

During both of these incidents referred to above the Racing Commission, through its members, officials and employees exerted every possible effort to reconcile the parties and effect a resumption of racing. It is our belief that the losses to all parties concerned were unnecessary and should be avoided in the future.

CO-OPERATION WITH OTHER AGENCIES

An outbreak of Swamp Fever during the past year at one of the northern tracks caused Florida and many of the other racing states to place quarantine restrictions upon the shipping of thoroughbred race horses into this State. The Racing Commission was obliged to call upon the State Live Stock and Sanitary Board for assistance in this connection and received the closest and most effective co-operation from that agency of the State during such epizootic.

Members of the Florida Citrus Commission requested the Racing Commission to assist them in popularizing the use of fresh orange juice and other citrus products by the installation of juice bars at some of the horse tracks under the supervision of this Commission. By cooperation with the operators and concessionaires at the various tracks equipment was installed under the supervision of the Citrus Commission and thousands of patrons at these horse tracks were furnished an opportunity to obtain fresh citrus juices, attractively served for a reasonable price. These juice bars attracted large patronage and much attention and this Commission was very glad of the opportunity to cooperate with another State agency in this connection.

RACING COMMISSION LABORATORY

Approximately forty-five hundred samples of horse and dog urine and horse saliva were collected at the various tracks under the supervision of the Commission veterinarians and thereafter submitted to the Chief Chemist for the Racing Commission for analysis for the purpose of determining whether or not the animals from which the samples were taken had been improperly stimulated or depressed prior to the races.

Only five of such samples were found to be positive for stimulants and each of these cases were promptly handled by the Racing Commission. The Commission laboratory is under the supervision of Dr. Elsie S. Bellows, Ph. D., who serves as Chief Chemist for the Racing Commission

and is recognized as an expert in this field. Dr. Bellows is a member of the National Association of Official Racing Chemists and while employed by this Commission has done considerable research in the field of micro-chemical identification of the various drugs available for use as improper stimulants or depressants of racing animals.

The small number of positives indicates that this highly improper and unlawful method of affecting the results of a race is not used to any great extent in this State.

NEW TRACKS

Since 1945 one additional horse track and four additional dog tracks have begun operation in Florida.

During the past fiscal year Volusia County Kennel Club, Inc., commenced its operations and from the results of the first twenty-five days of its opening season dog racing in the Daytona Beach area will prove a success. A permit to conduct dog racing has also been granted to Panama City Kennel Club and such permit has been ratified by local option election in Bay County. Permits have likewise been granted to Palm Beach Jockey Club for the conduct of harness racing in Palm Beach County and Ponce de Leon Raceway Association for the conduct of harness racing in St. Johns County. These permits have also been ratified by local option elections in the respective counties but so far none of these three permittees have constructed a track suitable to conduct a race meeting.

A permit to conduct jai-alai fronton is also outstanding in Hillsborough County but that permittee has likewise thus far failed to erect the necessary facilities for the playing of the game of jai-alai.

Because of the continuance of war time building restrictions the harness racing permits mentioned above were extended by legislation during the 1947 session which increased the time otherwise provided by law within which such tracks should be constructed. The other two permittees mentioned above still have additional time to construct facilities under the provisions of law requiring that such facilities must be constructed within twelve months after the ratification of such permits.

NEW LEGISLATION AND RECOMMENDATIONS

Section 550.24, Florida Statutes 1941, intended to make it a crime for anyone to connive with others to prearrange the result of a race or to stimulate or depress a horse or dog and provided penalties therefor. However, this act did not denounce the "unlawful" connivance or stimulation and thus has been construed by the courts as failing to denounce a criminal act. It is recommended that appropriate legislation be passed at the next session of the legislature to correct this defect.

Section 550.01 Florida Statutes 1941 provides for the terms of office of the members of the Racing Commission and fixes the expiration date as the first Monday in January at the end of such two year terms. Thus the terms of all members of the Commission not only expire at the same time but come to an end during the peak of the racing season. It is recommended that legislation in the future be passed providing for the staggering of the terms of the various members of this Commission and providing further that such terms expire at the end of a fiscal year

rather than as now provided. Such a change would enable new members of future Commissions to have the benefit of the experience acquired by the members remaining on the board at the time of the appointment of such new members and as well prevent a possible change of policy and personnel during the height of a racing season.

We further recommend that legislation be passed denouncing the offense of bookmaking wherever it may be committed. The ordinary anti-gambling statutes were not designed and are not sufficient for this purpose and the provisions of Chapter 24345, Laws of Florida, 1947, prohibit bookmaking only when committed on the grounds of a permit holder.

Reference is also made to previous discussion in this report of strikes and stoppages and cessation of racing caused by disputes and disagreements between participants and organizations connected with racing. It might be well for the next legislature to seriously consider the passage of legislation for the benefit of the State of Florida which would prohibit, prevent, or at least decrease the possibilities of loss to the State because of such disagreements and the ensuing strikes or stoppages resulting therefrom.

This is the fourth and final report to you as Governor by the present Racing Commission as same has been constituted during your administration. It would be amiss to fail to state at this time the very deep appreciation which we as members of this Commission have for the confidence you have reposed in us. Insofar as the actions of this Commission are concerned we are of course perfectly willing to let the record speak for itself but we are particularly grateful to you as Governor of this great State in reposing in us as members of the State Racing Commission the duties and responsibilities of supervising one of the most important of the State's activities and we sincerely trust that our administration of these responsibilities has reflected due credit upon your administration as Governor of Florida.

The service rendered by this Commission has been for the most part well received and favorably commented upon. Such service has resulted from the loyalty and diligence of certain executives and officials named by this Commission and we would like to take this opportunity of expressing our appreciation to the various employees who have carried out the mandates and functions of the Commission during its term.

We are particularly grateful for the assistance of Mr. Robert Kelly who has been for the past seven years employed by this Commission and who has served as Supervisor of Racing for the past five years. Mrs. Inez Martin has served most capably and efficiently as Office Secretary and has been employed by the Commission since July, 1944. Dr. Elsie S. Bellows, Ph.D., Chief Chemist of the Commission, Dr. E. D. Clawson as Chief Veterinarian, Mr. Hollis Rinehart Jr., as Steward of the Miami horse tracks, Mr. C. E. Ware as Steward at Sunshine Park Racing Association and Mr. Irving Harrington, as Chief Auditor for the Commission have each merited the confidence and exhibited the ability and qualifications required by their respective positions.

This Commission and its individual members would like to also express sincere appreciation for the close cooperation and many constructive suggestions had and received during the past three and one-half years from the racing associations operating in this State. With the benefit

of such cooperation the interests of all concerned, including that of the State of Florida, have been much more easily fostered and protected under the supervision of this Commission.

As heretofore stated and hereafter reflected in the schedules appended to this report, racing has now become a year-round activity and the supervision of such sport one of the more important functions of State government. We sincerely trust that in the future the continued diligence of the Racing Commission and its employees, in co-operation with the track operators and other participants will continue it upon a high plane so that it will always merit the confidence of the public, who after all are its chief supporters through pari-mutuel wagering at the various tracks.

Respectfully,

CHARLES F. BALDWIN, *Chairman*

WILLIAM B. WATSON, JR., *Secretary*

TOM B. SWANN

JAMES D. JOHNSON

EMIL YDE

**STATEMENT
RECEIPTS AND DISBURSEMENTS**

JULY 1, 1947 TO JUNE 30, 1948, INCLUSIVE

RECEIPTS

Admission Tax:

Dog Tracks	\$	266,925.80
Jai-Alai Fronton		35,961.30
Horse Tracks		256,894.71
		\$ 559,781.81

Commission on Pari-Mutuel Sales:

Dog Tracks 3%	\$	2,334,591.78
Dog Tracks 2%		1,556,394.52
Dog Tracks Breakage		276,002.59
Jai-Alai Fronton 3%		154,127.25
Jai-Alai Fronton 2%		102,751.50
Jai-Alai Fronton Breakage		17,396.02
Horse Tracks 3%		2,930,707.80
Horse Tracks 5%		4,884,513.00
Horse Tracks Breakage		674,651.70
		12,931,136.16

Occupational Licenses	\$	44,000.30
Greyhound Registrations		4,956.00
Assumed Name Registrations		1,390.00
Color Registrations		1,080.00
Miscellaneous		63.00
		\$ 51,489.30

TOTAL Receipts for Current Season.....\$ 13,542,407.27

Balance on Hand July 1, 1947 as follows:

5% and 2%—Old Age Assistance Fund		3,254,781.18
Breaks—Old Age Assistance Fund		309,444.88
State Racing Commission Account		40,879.69

TOTAL Available and to be accounted for.....\$ 17,147,513.02

DISBURSEMENTS

DISBURSEMENTS BY RACING COMMISSION:

Salaries:

Commissioners	\$ 13,800.00	
Commission Attorney	2,200.00	
	\$	16,000.00
General Office	19,411.50	
Laboratory	12,361.00	
		31,772.50

Track Supervision:

Dog Racing Associations.....	109,184.00	
Jai-Alai Fronton	7,599.00	
Horse Racing Associations.....	47,480.00	
		164,263.00

TOTAL SALARIES \$ 212,035.50

Traveling Expenses:

Commissioners	4,316.98	
Employees	1,490.29	
		5,807.27

Miscellaneous Disbursements:

Association Dues	300.00	
Bond Premiums	323.46	
Books and Subscriptions.....	81.00	
Freight, Express and Drayage.....	848.64	
Furniture and Fixtures.....	482.80	
Incidental Expense	41.61	
Insurance	1,300.96	
Judges' Fees, Occupational Licenses.....	2,247.75	
Legal Hearings, Court Reporting, etc....	162.40	
Miscellaneous Expense	100.00	
Laboratory Supplies	4,307.48	
Laboratory Equipment	966.40	
Postage	806.51	
Rental—Miami Office	2,952.00	
Rental—Laboratory	900.00	
Rental—Equipment	36.25	
Repairs to Furniture and Equipment....	88.98	
Repairs to Laboratory Equipment.....	104.18	
Stationery, Printing and Office Supplies	2,844.50	
Telephone	1,752.27	
Telegraph	253.77	
		20,900.96

TOTAL Miscellaneous Disbursements..... 20,900.96

DISBURSEMENTS — *Continued*

TOTAL Disbursed by Commission.....	\$ 238,743.73
Disbursed to Counties	5,605,733.89
Disbursed to Old Age Assistance Fund.....	9,799,226.06
To State General Fund Chapter 20890 Acts of 1941....	333,191.14
Cancelled Warrants Reissued	18.00
GRAND TOTAL DISBURSEMENTS	\$ 15,976,912.82
Balance on Hand 5% and 2% Old Age Assistance Fund (June 30, 1948)	750,980.58
Balance on Hand Breaks Old Age Assistance Fund (June 30, 1948).....	333,625.76
Balance on Hand State Racing Commission Account (June 30, 1948)	75,252.08
Remittance in transit from Dog Tracks	10,741.78
TOTAL ACCOUNTED FOR	\$17,147,513.02

COMPARATIVE DATA — RECEIPTS AND DISBURSEMENTS

FLORIDA STATE RACING COMMISSION

<i>Fiscal Year Ending</i>	<i>Receipts</i>	<i>Disbursements</i>	<i>Percentage</i>
June 30th, 1936.....	\$ 1,436,957.07	\$ 315,359.74	21.94%
June 30th, 1937.....	1,838,338.53	217,971.23	11.85%
June 30th, 1938.....	1,969,740.68	198,713.12	10.09%
June 30th, 1939.....	2,000,758.63	195,677.41	09.78%
June 30th, 1940.....	2,302,834.13	200,702.81	08.71%
June 30th, 1941.....	2,436,374.09	218,987.21	08.98%
June 30th, 1942.....	4,392,861.86	226,911.20	05.16%
June 30th, 1943.....	1,066,087.70	107,070.65	10.04%
June 30th, 1944.....	6,824,272.72	181,015.09	02.65%
June 30th, 1945.....	2,007,853.08	84,732.00	04.22%
June 30th, 1946.....	15,554,933.94	252,987.76	01.62%
June 30th, 1947.....	14,680,730.51	244,217.01	01.66%
June 30th, 1948.....	13,542,407.27	238,743.73	01.76%

G COMMISSION

E DATA


1947-194

NG	No. Racing Days	Attendance	Pari-Mutuel Sales	Tax on Attendance	3% Comm. on Pari-Mutuel Sales	2% Comm. Pari-Mutuel Sales
ON						
Inc.....	97	53,907	\$ 1,845,906.00	\$ 5,390.70	\$ 55,377.18	\$ 36,918.12
Club, Inc....	25	44,442	976,190.00	4,444.20	29,285.70	19,523.80
TRACKS	122	98,349	\$ 2,822,096.00	\$ 9,834.90	\$ 84,662.88	\$ 56,441.92
ON						
s, Inc.....	90	183,181	\$ 6,178,947.00	\$ 18,318.10	\$ 185,368.41	\$ 123,578.94
nc.....	82	412,719	11,977,766.00	41,271.90	359,332.98	239,555.32
Club, Inc.	88	280,161	8,043,708.00	28,016.10	241,311.24	160,874.16
, Inc.....	86	115,514	3,739,468.00	11,551.40	112,184.04	74,789.36
b, Inc.....	85	417,670	11,825,872.00	41,767.00	354,776.16	236,517.44
, Inc.....	74	74,659	2,404,153.00	7,465.90	72,124.59	48,083.06
, Inc.....	90	175,242	4,628,165.00	19,314.00	138,844.95	92,563.30
Inc.....						Operated in
Club, Inc.	90	91,712	2,770,710.00	9,171.20	83,121.30	55,414.20
c.....	72	43,617	2,383,341.00	4,361.70	71,500.23	47,666.82
b, Inc.....	90	283,785	8,398,680.00	28,378.50	251,960.40	167,973.60
b, Inc.....	81	474,751	12,646,820.00	47,475.10	379,404.60	252,936.40
TRACKS	928	2,553,011	\$ 74,997,630.00	\$257,090.90	\$2,249,928.90	\$1,499,952.60
TRACKS WINTER						
	1,050	2,651,360	\$ 77,819,726.00	\$266,925.80	\$2,334,591.78	\$1,556,394.52
	100	359,613	\$ 5,137,575.00	\$ 35,961.30	\$ 154,127.25	\$ 102,751.50
TRACKS						
	1,150	3,010,973	\$ 82,957,301.00	\$302,887.10	\$2,488,719.03	\$1,659,146.02
CIATIONS						
						5% Comm.
, Inc.....	40	314,714	\$ 23,301,283.00	\$ 61,422.71	\$ 699,038.49	\$1,165,064.15
Assn., Inc.	38	348,937	24,552,176.00	67,680.31	736,565.28	1,227,608.80
	40	584,628	44,806,219.00	118,090.30	1,344,186.57	2,240,310.95
sn., Inc.....	50	85,227	5,030,582.00	9,701.39	150,917.46	251,529.10
	168	1,333,506	\$ 97,690,260.00	\$256,894.71	\$2,930,707.80	\$4,884,513.00
	1,318	4,344,479	\$180,647,561.00	\$559,781.81	\$5,419,426.83	\$6,543,659.02

ons

THE UNIVERSITY OF CHICAGO

PHYSICS DEPARTMENT
55 EAST 58TH STREET
CHICAGO, ILLINOIS 60637
TEL: 773-936-3700
WWW.PHYSICS.UCHICAGO.EDU



ASSOCIATED OUTDOOR CLUBS, INC.

Tampa, Florida

Officers

WM. H. JOHNSTON, *President*

1090 Arbor Lane

Jacksonville, Florida

CARL M. IBOLD, *Vice-President*

825 Central Avenue

Cincinnati, Ohio

HARRY HATER, *Treasurer*

c/o Aluminum Industries

Cincinnati, Ohio

R. J. HART, *Secretary*

1390 S. W. 17th Street

Miami, Florida

Directors

WM. H. JOHNSTON

CARL IBOLD

R. J. HART

H. J. HATER

E. A. ROULEAU

ASSOCIATED OUTDOOR CLUBS, INC.

90 Racing Days—November 15, 1947 to March 8, 1948, Incl.—98 Performances

Pari-Mutuel Handle	\$ 6,178,947.00
Average Performance	63,050.48
Average Wager per Capita	33.73

Total Attendance	183,181
Average Performance Attendance	1,869

STATE REVENUE

3% of P-M Handle	\$ 185,368.41
2% of P-M Handle	123,578.94
50% of Breaks	18,291.48
Admission Tax	18,318.10
	<u>\$ 345,556.93</u>
Occupational Licenses	1,481.00
Assumed Names	20.00
Total State Revenue	<u>\$ 347,057.93</u>

TRACK REVENUE FROM P-M HANDLE

12% of P-M Handle	\$ 741,473.64
50% of Breaks	18,290.93
	<u>\$ 759,764.57</u>

Distributed to Public (82.41%)	\$ 5,091,943.60
Percentage of Daily Double to Total Pool	09.70%
Percentage of Quiniela to Total Pool	60.38%
Percentage of Breaks to Total Pool	0.59%

17

Pool Classification	Amount Wagered	\$5.00 Wagers		\$2.00 Wagers	
		Number	Amount	Number	Amount
Daily Double	\$ 599,190.00			299,595	\$ 599,190.00
Quiniela	3,731,004.00			1,865,502	3,731,004.00
Straight	807,418.00	58,930	\$294,650.00	256,384	512,768.00
Place	553,280.00	30,932	154,660.00	199,310	398,620.00
Show	488,055.00	18,291	91,455.00	198,300	396,600.00
TOTAL	\$6,178,947.00	108,153	\$540,765.00	2,819,091	\$5,638,182.00

BISCAYNE KENNEL CLUB, INC.

First National Bank Building

Miami, Florida

Officers

T. R. KNIGHT, *President and Treasurer*

El Comodoro Hotel

Miami, Florida

J. C. KNIGHT, *Vice-President*

2467 S. W. Fifth Street

Miami, Florida

JAS. C. KNIGHT, *Secretary*

El Comodoro Hotel

Miami, Florida

Directors

T. R. KNIGHT

J. C. KNIGHT

JAS. C. KNIGHT

J. H. ADAMS

THOS. C. GRAY

BISCAYNE KENNEL CLUB, INC.

43 Racing Days—November 15, 1947 to January 3, 1948—43 Performances

Pari-Mutuel Handle	\$ 6,672,018.00
Average Performance	155,163.21
Average Wager per Capita	28.02

Total Attendance	238,126
Average Performance Attendance	5,538

STATE REVENUE

3% of P-M Handle	\$ 200,160.54
2% of P-M Handle	133,440.36
50% of Breaks	27,252.78
Admission Tax	23,812.60
	\$ 384,666.28
Occupational Licenses	2,548.75
Assumed Names	40.00
Total State Revenue	\$ 387,255.03

TRACK REVENUE FROM P-M HANDLE

12% of P-M Handle	\$ 800,642.16
50% of Breaks	27,252.56
	\$ 827,894.72
Distributed to Public (82.18%)	\$ 5,483,269.60
Percentage of Daily Double to Total Pool	03.06%
Percentage of Quiniela to Total Pool	52.73%
Percentage of Breaks to Total Pool	0.82%

19

Pool Classification	Amount Wagered	\$5.00 Wagers		\$2.00 Wagers	
		Number	Amount	Number	Amount
Daily Double	\$ 204,160.00			102,080	\$ 204,160.00
Quiniela	3,517,988.00			1,758,994	3,517,988.00
Straight	1,472,984.00	142,198	\$ 710,990.00	380,997	761,994.00
Place	752,466.00	48,138	240,690.00	255,888	511,776.00
Show	724,420.00	40,388	201,940.00	261,240	522,480.00
TOTAL	\$ 6,672,018.00	230,724	\$ 1,153,620.00	2,759,199	\$ 5,518,398.00

BISCAYNE KENNEL CLUB, INC.

39 Racing Days—April 16, 1948 to May 31, 1948, Incl.—39 Performances

Pari-Mutuel Handle	\$ 5,305,748.00
Average Performance	136,044.82
Average Wager per Capita.....	30.39

Total Attendance	174,593
Average Performance	4,477

STATE REVENUE


3% of P-M Handle	\$ 159,172.44
2% of P-M Handle	106,114.96
50% of Breaks	18,108.78
Admission Tax	17,459.30
	<u>\$ 300,855.48</u>
Occupational Licenses	110.75
Total State Revenue.....	<u>\$ 300,966.23</u>

TRACK REVENUE FROM P-M HANDLE

12% of P-M Handle.....	\$ 636,689.76
50% of Breaks.....	18,108.56
	<u>\$ 654,798.32</u>
Distributed to Public (82.32%).....	\$ 4,367,553.50
Percentage of Daily Double to Total Pool.....	3.14%
Percentage of Quiniela to Total Pool.....	61.46%
Percentage of Breaks to Total Pool.....	0.68%

20

Pool Classification	Amount Wagered	\$5.00 Wagers		\$2.00 Wagers	
		Number	Amount	Number	Amount
Daily Double.....	\$ 166,464.00			83,232	\$ 166,464.00
Quiniela.....	3,260,692.00			1,630,346	3,260,692.00
Straight.....	893,871.00	76,663	\$ 383,315.00	255,278	510,556.00
Place.....	494,762.00	26,892	134,460.00	180,151	360,302.00
Show.....	489,959.00	21,927	109,635.00	190,162	380,324.00
TOTAL.....	\$ 5,305,748.00	125,482	\$ 627,410.00	2,339,169	\$ 4,678,338.00



BROWARD COUNTY KENNEL CLUB, INC.

Hollywood, Florida

Officers

G. J. McCURRY, *President*

1857 Jefferson Street

Hollywood, Florida

WILLIAM J. SYMS, *Vice-President*

1407 Harrison Street

Hollywood, Florida

J. E. GALLAGHER, *Secretary-Treasurer*

1401 Madison Street

Hollywood, Florida

Directors

G. J. McCURRY

J. E. GALLAGHER

WILLIAM J. SYMS

LEE McRITCHIE

BARBARA ROBERTS

C. H. LANDEFELD, JR.

FLORENCE STRONG

BROWARD COUNTY KENNEL CLUB, INC.

88 Racing Days—December 27, 1947 to April 15, 1948, Incl.—88 Performances

Pari-Mutuel Handle	\$ 8,043,708.00
Average Performance	91,405.77
Average Wager per Capita	28.71

Total Attendance	280,161
Average Performance Attendance	3,184

STATE REVENUE

3% of P-M Handle	\$ 241,311.24
2% of P-M Handle	160,874.16
50% of Breaks	29,461.71
Admission Tax	28,016.10
	\$ 459,663.21
Occupational Licenses	1,547.50
Assumed Names	40.00
Total State Revenue	\$ 461,250.71

TRACK REVENUE FROM P-M HANDLE

12% of P-M Handle	\$ 965,244.96
50% of Breaks	29,461.23
	\$ 994,706.19

Distributed to Public (82.27%)	\$ 6,617,354.70
Percentage of Daily Double to Total Pool	4.21%
Percentage of Quiniela to Total Pool	56.15%
Percentage of Breaks to Total Pool	0.73%

23

Pool Classification	Amount Wagered	\$5.00 Wagers		\$2.00 Wagers		\$1.00 Wagers	
		Number	Amount	Number	Amount	Number	Amount
Daily Double	\$ 338,692.00			169,346	\$ 338,692.00		
Quiniela	4,516,220.00			2,258,110	4,516,220.00		
Straight	1,557,129.00	141,116	\$ 705,580.00	295,968	591,936.00	259,613	\$259,613.00
Place	857,233.00	55,542	277,710.00	159,955	319,910.00	259,613	259,613.00
Show	774,434.00	36,701	183,505.00	165,658	331,316.00	259,613	259,613.00
TOTAL	\$ 8,043,708.00	233,359	\$ 1,166,795.00	3,049,037	\$6,098,074.00	788,839	\$778,839.00

JACKSONVILLE KENNEL CLUB, INC.

Jacksonville, Florida

Officers

WILLIAM H. JOHNSTON, *President*

1090 Arbor Lane

Jacksonville, Florida

JAMES J. PATTON, *Vice-President*

1738 San Marco Boulevard

Jacksonville, Florida

R. J. HART, SR., *Secretary-Treasurer*

1390 S. W. 17th Street

Miami, Florida

Directors

WILLIAM H. JOHNSTON

R. J. HART, SR.

C. W. BIDWILL

JAMES J. PATTON

J. R. JOHNSTON

JOHN A. RUSH

JACKSONVILLE KENNEL CLUB, INC.

86 Racing Days—December 25, 1947 to April 10, 1948, Incl.—88 Performances

Pari-Mutuel Handle	\$ 3,739,468.00
Average Performance	42,494.10
Average Wager per Capita.....	32.37

Total Attendance	115,514
Average Performance Attendance.....	1,313

STATE REVENUE

3% of P-M Handle.....	\$ 112,184.04
2% of P-M Handle.....	74,789.36
50% of Breaks.....	13,779.78
Admission Tax	11,551.40
	\$ 212,304.58
Occupational Licenses	99.25
Total State Revenue.....	\$ 212,403.83

TRACK REVENUE FROM P-M HANDLE

12% of P-M Handle.....	\$ 448,736.16
50% of Breaks.....	13,779.26
	\$ 462,515.42
Distributed to Public (82.26%).....	\$ 3,076,199.40
Percentage of Daily Double to Total Pool.....	9.33%
Percentage of Quiniela to Total Pool.....	56.53%
Percentage of Breaks to Total Pool.....	0.74%

25

Pool Classification	Amount Wagered	\$5.00 Wagers		\$2.00 Wagers	
		Number	Amount	Number	Amount
Daily Double.....	\$ 348,758.00			174,379	\$ 348,758.00
Quiniela.....	2,113,994.00			1,056,997	2,113,994.00
Straight.....	625,358.00	44,792	\$ 223,960.00	200,699	401,398.00
Place.....	375,015.00	21,853	109,265.00	132,875	265,750.00
Show.....	276,343.00	8,523	42,615.00	116,864	233,728.00
TOTAL.....	\$ 3,739,468.00	75,168	\$ 375,840.00	1,681,814	\$ 3,363,628.00

MIAMI BEACH KENNEL CLUB, INC.

Miami Beach, Florida

Officers

C. W. BIDWELL, *President*
511 Plymouth Court
Chicago, Illinois

J. R. JOHNSTON, *Vice-President*
Columbia Drive
Tulsa, Oklahoma

WM. H. JOHNSTON, *Secretary-Treasurer*
1090 Arbor Lane
Jacksonville, Florida

Directors

C. W. BIDWELL
J. R. JOHNSTON

WM. H. JOHNSTON
WILLIAM E. GARDNER

ORANGE PARK KENNEL CLUB, INC.

Orange Park, Florida

Officers

WM. H. JOHNSTON, *President*
1090 Arbor Lane
Jacksonville, Florida

JOHN A. RUSH, *Vice-President*
2503 River Road
Jacksonville, Florida

JOHN R. JOHNSTON, *Secretary*
2830 Columbia Drive
Tulsa, Oklahoma

CHARLES W. BIDWELL, *Treasurer*
511 Plymouth Court
Chicago, Illinois

Directors

WM. H. JOHNSTON

CHARLES W. BIDWELL

JOHN R. JOHNSTON

JOHN A. RUSH

WM. JOE SEARS, JR.

JAMES J. PATTON

R. J. HART, SR.

ORANGE PARK KENNEL CLUB, INC.

31 Racing Days—November 15, 1947 to December 20, 1947, Incl.—31 Performances

Pari-Mutuel Handle	\$ 1,058,178.00
Average Performance	34,134.77
Average Wager per Capita	30.58

Total Attendance	34,608
Average Performance Attendance	1,116

STATE REVENUE

3% of P-M Handle	\$ 31,745.34
2% of P-M Handle	21,163.56
50% of Breaks	4,241.97
Admission Tax	3,460.80
	<u>\$ 60,611.67</u>
Occupational Licenses	839.25
Assumed Names	20.00
Total State Revenue	<u>\$ 61,470.92</u>

TRACK REVENUE FROM P-M HANDLE

12% of P-M Handle	\$ 126,981.36
50% of Breaks	4,241.77
	<u>\$ 131,123.13</u>
Distributed to Public (82.20%)	\$ 869,804.00
Percentage of Daily Double to Total Pool	08.07%
Percentage of Quiniela to Total Pool	52.14%
Percentage of Breaks to Total Pool	0.80%

29

Pool Classification	Amount Wagered	\$5.00 Wagers		\$2.00 Wagers	
		Number	Amount	Number	Amount
Daily Double	\$ 85,378.00			42,689	\$ 85,378.00
Quiniela	551,754.00			275,877	551,754.00
Straight	202,992.00	14,164	\$ 70,820.00	66,086	132,172.00
Place	126,173.00	6,793	33,965.00	46,104	92,208.00
Show	91,881.00	2,543	12,715.00	39,583	79,166.00
TOTAL	\$ 1,058,178.00	23,500	\$ 117,500.00	470,339	\$ 940,678.00

ORANGE PARK KENNEL CLUB, INC.

43 Racing Days—April 12, 1948 to May 31, 1948, Incl.—43 Performances

Pari-Mutuel Handle	\$ 1,345,975.00
Average Performance	31,301.74
Average Wager per Capita.....	33.61

Total Attendance	40,051
Average Performance Attendance.....	931

STATE REVENUE


3% of P-M Handle.....	\$ 40,379.25
2% of P-M Handle.....	26,919.50
50% of Breaks.....	4,752.75
Admission Tax	4,005.10
	<u>\$ 76,056.60</u>
Occupational Licenses	42.25
Total State Revenue.....	<u>\$ 76,098.85</u>

TRACK REVENUE FROM P-M HANDLE

12% of P-M Handle.....	\$ 161,517.00
50% of Breaks.....	4,752.50
	<u>\$ 166,269.50</u>
Distributed to Public (82.29%).....	\$ 1,107,654.00
Percentage of Daily Double to Total Pool.....	10.33%
Percentage of Quiniela to Total Pool.....	58.83%
Percentage of Breaks to Total Pool.....	0.71%

30

Pool Classification	Amount Wagered	\$5.00 Wagers		\$2.00 Wagers	
		Number	Amount	Number	Amount
Daily Double.....	\$ 138,980.00			69,490	\$ 138,980.00
Quiniela.....	791,778.00			395,889	791,778.00
Straight.....	197,171.00	12,043	\$ 60,215.00	68,478	136,956.00
Place.....	121,622.00	6,016	30,080.00	45,771	91,542.00
Show.....	96,424.00	1,748	8,740.00	43,842	87,684.00
TOTAL.....	\$ 1,345,975.00	19,807	\$ 99,035.00	623,470	\$ 1,246,940.00



PALM BEACH KENNEL CLUB, INC.

West Palm Beach, Florida

Officers

J. STOCKTON BRYAN, *President and Treasurer*

155 Worth Avenue

Palm Beach, Florida

H. PHIL BRYAN, *Vice-President*

Graham Circle

West Palm Beach, Florida

W. J. SINOT, *Secretary*

712 Palmetto

West Palm Beach, Florida

Directors

H. PHIL BRYAN

J. STOCKTON BRYAN

W. J. SINOT

PALM BEACH KENNEL CLUB, INC.

90 Racing Days—January 1, 1948 to April 22, 1948, Incl.—90 Performances

Pari-Mutuel Handle	\$4,628,165.00
Average Performance	51,424.05
Average Wager per Capita	26.41

Total Attendance	175,242
Average Performance Attendance.....	1,947

STATE REVENUE

3% of P-M Handle.....	\$ 138,844.95
2% of P-M Handle.....	92,563.30
50% of Breaks.....	16,176.27
Admission Tax	19,314.00
	<u>\$ 266,898.52</u>
Occupational Licenses	1,133.00
Assumed Names	10.00
Total State Revenue.....	<u>\$ 268,041.52</u>

TRACK REVENUE FROM P-M HANDLE

12% of P-M Handle.....	\$ 555,379.80
50% of Breaks.....	16,175.78
	<u>\$ 571,555.58</u>
Distributed to Public (82.30%).....	\$3,809,024.90
Percentage of Daily Double To Total Pool.....	7.64%
Percentage of Quiniela to Total Pool.....	53.00%
Percentage of Breaks to Total Pool.....	0.70%

33

Pool Classification	Amount Wagered	\$5.00 Wagers		\$2.00 Wagers	
		Number	Amount	Number	Amount
Daily Double.....	\$ 353,164.00			176,582	\$ 353,164.00
Quiniela.....	2,452,978.00			1,226,489	2,452,978.00
Straight.....	819,441.00	57,727	\$288,635.00	265,403	530,806.00
Place.....	531,735.00	28,365	141,825.00	194,955	389,910.00
Show.....	470,847.00	15,487	77,435.00	196,706	393,412.00
TOTAL.....	\$4,628,165.00	101,579	\$507,895.00	2,060,135	\$4,120,270.00

PENSACOLA KENNEL CLUB, INC.

Pensacola, Florida

Officers

W. W. HARBESON, *President*
San Carlos Hotel
Pensacola, Florida

AL VILLANE, *First Vice-President*
Pensacola
Florida

HERBERT LATHAM, *Second Vice-President*
Florida National Bank Building
Pensacola, Florida

HERMAN B. WHITE, *Chairman of the Board*
1400 North Twelfth Avenue
Pensacola, Florida

MAX C. ANSBAUGH, *Secretary-Treasurer*
P. O. Box 803
Pensacola, Florida

Directors

HERMAN B. WHITE
AL VILLANE
MAX C. ANSBAUGH

WALTER HARBESON
WILLIAM RAY
HERBERT LATHAM

JOHN C. PACE
WALLY DASHIELL

PENSACOLA KENNEL CLUB, INC.

52 Racing Days—August 30, 1947 to October 31, 1947, Incl.—52 Performances

Pari-Mutuel Handle	\$ 997,844.00
Average Performance	19,189.31
Average Wager per Capita.....	37.84

Total Attendance	26,372
Average Performance Attendance.....	507

STATE REVENUE

3% of P-M Handle.....	\$ 29,935.32
2% of P-M Handle.....	19,956.88
50% of Breaks.....	4,367.26
Admission Tax	2,637.20
	<u>\$ 56,896.66</u>
Occupational Licenses	851.50
Assumed Names	70.00
Total State Revenue.....	<u>\$ 57,818.16</u>

TRACK REVENUE FROM P-M HANDLE

12% of P-M Handle.....	\$ 119,741.28
50% of Breaks	4,367.06
	<u>\$ 124,108.34</u>
Distributed to Public (82.12%).....	\$ 819,476.20
Percentage of Daily Double to Total Pool.....	06.74%
Percentage of Quiniela to Total Pool.....	48.94%
Percentage of Breaks to Total Pool.....	0.88%

35

Pool Classification	Amount Wagered	\$5.00 Wagers		\$2.00 Wagers	
		Number	Amount	Number	Amount
Daily Double.....	\$ 67,292.00			33,646	\$ 67,292.00
Quiniela.....	488,384.00			244,192	488,384.00
Straight.....	179,778.00	8,998	\$ 44,990.00	67,394	134,788.00
Place.....	130,138.00	3,552	17,760.00	56,189	112,378.00
Show.....	132,252.00	2,134	10,670.00	60,791	121,582.00
TOTAL.....	\$ 997,844.00	14,684	\$ 73,420.00	462,212	\$ 924,424.00

PENSACOLA KENNEL CLUB, INC.

45 Days—April 30, 1948 to June 21, 1948, Incl.—45 Performances

Pari-Mutuel Handle	\$ 848,062.00
Average Performance	18,845.82
Average Wager per Capita.....	30.80

Total Attendance	27,535
Average Performance Attendance.....	612

STATE REVENUE


3% of P-M Handle.....	\$ 25,441.86
2% of P-M Handle.....	16,961.24
50% of Breaks.....	3,454.36
Admission Tax	2,753.50
	<u>\$ 48,610.96</u>
Occupational Licenses	79.50
Total State Revenue.....	<u>\$ 48,690.46</u>

TRACK REVENUE FROM P-M HANDLE

12% of P-M Handle.....	\$ 101,767.44
50% of Breaks.....	3,454.10
	<u>\$ 105,221.54</u>
Distributed to Public (82.19%).....	\$ 696,983.00
Percentage of Daily Double to Total Pool.....	06.75%
Percentage of Quiniela to Total Pool.....	49.15%
Percentage of Breaks to Total Pool.....	0.81%

36

Pool Classification	Amount Wagered	\$5.00 Wagers		\$2.00 Wagers	
		Number	Amount	Number	Amount
Daily Double.....	\$ 57,262.00			28,631	\$ 57,262.00
Quiniela.....	416,826.00			208,413	416,826.00
Straight.....	146,004.00	7,210	\$ 36,050.00	54,977	109,954.00
Place.....	113,471.00	2,903	14,515.00	49,478	98,956.00
Show.....	114,499.00	2,067	10,335.00	52,082	104,164.00
TOTAL.....	\$ 848,062.00	12,180	\$ 60,900.00	393,581	\$ 787,162.00



SANFORD - ORLANDO KENNEL CLUB, INC.

Longwood, Florida

Officers

W. C. ANDERSON, *President, Treasurer*
50 South Avenue
Bridgeport, Connecticut

GEO. A. DECOTTES, *Secretary*
Sanford, Florida

ANABEL MCPADDEN, *Vice-President, Asst.-Secy.*
50 South Avenue
Bridgeport, Connecticut

KATHERINE NICHOLS, *Asst. Treasurer*
50 South Avenue
Bridgeport, Connecticut

Directors

W. C. ANDERSON
ANABEL MCPADDEN
GEO. A. DECOTTES

CATHERINE ANDERSON
KATHERINE NICHOLS
MARY KELLY

SANFORD - ORLANDO KENNEL CLUB, INC.

90 Racing Days—December 29, 1947 to April 19, 1948, Incl.—90 Performances

Pari-Mutuel Handle	\$ 2,770,710.00
Average Performance	30,785.66
Average Wager per Capita.....	30.21

Total Attendance	91,712
Average Performance Attendance.....	1,019

STATE REVENUE

3% of P-M Handle.....	\$ 83,121.30
2% of P-M Handle.....	55,414.20
50% of Breaks.....	11,735.37
Admission Tax	9,171.20
	<u>\$ 159,442.07</u>
Occupational Licenses	904.50
Assumed Names	30.00
Total State Revenue.....	<u>\$ 160,376.57</u>

TRACK REVENUE FROM P-M HANDLE

12% of P-M Handle.....	\$ 332,485.20
50% of Breaks.....	11,734.93
	<u>\$ 344,220.13</u>

Distributed to Public (82.15%).....	\$ 2,276,219.00
Percentage of Daily Double to Total Pool.....	11.81%
Percentage of Quiniela to Total Pool.....	33.29%
Percentage of Breaks to Total Pool.....	0.85%

39

Pool Classification	Amount Wagered	\$5.00 Wagers		\$2.00 Wagers		\$1.00 Wagers	
		Number	Amount	Number	Amount	Number	Amount
Daily Double.....	\$ 327,142.00			163,571	\$ 327,142.00		
Quiniela	922,440.00			461,220	922,440.00		
Straight	710,819.00	51,823	\$259,115.00	169,806	339,612.00	112,092	\$112,092.00
Place	474,108.00	29,252	146,260.00	107,878	215,756.00	112,092	112,092.00
Show	336,201.00	12,375	61,875.00	81,117	162,234.00	112,092	112,092.00
TOTAL	\$2,770,710.00	93,450	\$467,250.00	983,592	\$1,967,184.00	336,276	\$336,276.00

SARASOTA KENNEL CLUB, INC.

Sarasota, Florida

Officers

G. V. WIDEN, *President*
Sarasota, Florida

JERRY COLLINS, *Vice-President*
Sarasota, Florida

C. E. NEWMAN, *Secretary-Treasurer*
Sarasota, Florida

Directors

G. V. WIDEN

C. E. NEWMAN

JERRY COLLINS

SARASOTA KENNEL CLUB, INC.

72 Racing Days—March 9, 1948 to May 31, 1948, Incl.—87 Performances

Pari-Mutuel Handle	\$ 2,383,341.00
Average Performance	27,394.72
Average Wager per Capita	54.64

Total Attendance	43,617
Average Performance Attendance	501

STATE REVENUE

3% of P-M Handle	\$ 71,500.23
2% of P-M Handle	47,666.82
50% of Breaks	7,324.24
Admission Tax	4,361.70
	<u>\$ 130,852.99</u>
Occupational Licenses	397.00
Total State Revenue	<u>\$ 131,249.99</u>

TRACK REVENUE FROM P-M HANDLE

12% of P-M Handle	\$ 286,000.92
50% of Breaks	7,323.79
	<u>\$ 293,324.71</u>
Distributed to Public (82.39%)	\$ 1,963,525.00
Percentage of Daily Double to Total Pool	9.15%
Percentage of Quiniela to Total Pool	58.70%
Percentage of Breaks to Total Pool	0.61%

41

Pool Classification	Amount Wagered	\$5.00 Wagers		\$2.00 Wagers	
		Number	Amount	Number	Amount
Daily Double	\$ 218,052.00			109,026	\$ 218,052.00
Quiniela	1,399,022.00			699,511	1,399,022.00
Straight	311,174.00	20,016	\$ 100,080.00	105,547	211,094.00
Place	229,646.00	11,774	58,870.00	85,388	170,776.00
Show	225,447.00	7,557	37,785.00	93,831	187,662.00
TOTAL	\$ 2,383,341.00	39,347	\$ 196,735.00	1,093,303	\$ 2,186,606.00

ST. PETERSBURG KENNEL CLUB, INC.

1400 Central Avenue

St. Petersburg, Florida

Officers

J. E. BROOKS, *President*

1261 Brightwater Boulevard

St. Petersburg, Florida

A. V. Weaver, *Vice-President*

5190 Clearview Avenue

St. Petersburg, Florida

O. L. WEAVER, *Secretary-Treasurer*

834 26th Avenue, North

St. Petersburg, Florida

Directors

T. L. WEAVER

A. V. LAUGHNER

A. V. WEAVER

J. E. BROOKS

OTTO L. WEAVER

GLENN E. LOUGHRIDGE

ST. PETERSBURG KENNEL CLUB, INC.

90 Racing Days—December 30, 1947 to April 20, 1948, Incl.—119 Performances

Pari-Mutuel Handle	\$ 8,398,680.00
Average Performance	70,577.14
Average Wager per Capita	29.60

Total Attendance	283,785
Average Performance Attendance	2,385

STATE REVENUE

3% of P-M Handle	\$ 251,960.40
2% of P-M Handle	167,973.60
50% of Breaks	32,013.73
Admission Tax	28,378.50
	<u>\$ 480,326.23</u>
Occupational Licenses	2,192.25
Assumed Names	40.00
Total State Revenue	<u>\$ 482,558.48</u>

TRACK REVENUE FROM P-M HANDLE

12% of P-M Handle	\$ 1,007,841.60
50% of Breaks	32,013.17
	<u>\$ 1,039,854.77</u>

Distributed to Public (82.24%)	\$ 6,906,877.50
Percentage of Daily Double to Total Pool	10.38%
Percentage of Quiniela to Total Pool	54.34%
Percentage of Breaks to Total Pool	0.76%

43

Pool Classification	Amount Wagered	\$5.00 Wagers		\$2.00 Wagers	
		Number	Amount	Number	Amount
Daily Double	\$ 871,446.00			435,723	\$ 871,446.00
Quiniela	4,563,710.00			2,281,855	4,563,710.00
Straight	1,265,964.00	80,098	\$ 400,490.00	432,737	865,474.00
Place	866,707.00	36,261	181,305.00	342,701	685,402.00
Show	830,853.00	25,119	125,595.00	352,629	705,258.00
TOTAL	\$ 8,398,680.00	141,478	\$ 707,390.00	3,845,645	\$ 7,691,290.00

VOLUSIA COUNTY KENNEL CLUB, INC.

Daytona Beach, Florida

Officers

W. L. HUNTLEY, *President*
1107 Congress Building
Miami, Florida

A. ROY PARTIN, *Vice-President*
Sanford, Florida

H. E. TOOKE, JR., *Treasurer*
Sanford, Florida

C. C. NORTON, *Secretary*
1107 Congress Building
Miami, Florida

Directors

W. L. HUNTLEY

H. E. TOOKE, JR.

A. ROY PARTIN

F. F. SWINDLE

EVERETT L. VOIGHT

VOLUSIA COUNTY KENNEL CLUB, INC.

25 Days—June 2, 1948 to June 30, 1948, Incl.—25 Performances

Pari-Mutuel Handle	\$ 976,190.00
Average Performance	39,047.60
Average Wager per Capita	21.97

Total Attendance	44,422
Average Performance Attendance.....	1,777

STATE REVENUE

3% of P-M Handle.....	\$ 29,285.70
2% of P-M Handle.....	19,523.80
50% of Breaks.....	4,190.15
Admission Tax	4,444.20
	<u>\$ 57,443.85</u>
Total State Revenue.....	<u>\$ 57,443.85</u>

TRACK REVENUE FROM P-M HANDLE

12% of P-M Handle.....	\$ 117,142.80
50% of Breaks.....	4,190.05
	<u>\$ 121,332.85</u>
Distributed to Public (82.14%).....	\$ 801,857.50
Percentage of Daily Double to Total Pool.....	5.29%
Percentage of Quiniela to Total Pool.....	48.97%
Percentage of Breaks to Total Pool.....	0.86%

45

Pool Classification	Amount Wagered	\$5.00 Wagers		\$2.00 Wagers	
		Number	Amount	Number	Amount
Daily Double.....	\$ 51,648.00			25,824	\$ 51,648.00
Quiniela.....	478,024.00			239,012	478,024.00
Straight.....	202,050.00	10,704	\$ 53,520.00	74,265	148,530.00
Place.....	123,874.00	4,566	22,830.00	50,522	101,044.00
Show.....	120,594.00	2,620	13,100.00	53,747	107,494.00
TOTAL.....	\$ 976,190.00	17,890	\$ 89,450.00	443,370	\$ 886,740.00

WEST FLAGLER KENNEL CLUB, INC.

1108 Congress Building

Miami, Florida

Officers

JACOB SHER, *President*
1108 Congress Building
Miami, Florida

W. L. HUNTLEY, *Vice-President and General Manager*
1108 Congress Building
Miami, Florida

I. BENJAMIN, *Treasurer*
1108 Congress Building
Miami, Florida

A. W. EMERY, *Secretary*
1108 Congress Building
Miami, Florida

Directors

S. C. LEVENSON

JACOB SHER

W. L. HUNTLEY

I. BENJAMIN

A. W. EMERY

WEST FLAGLER KENNEL CLUB, INC.

81 Racing Days—January 5, 1948 to April 15, 1948, Incl.—81 Performances

Pari-Mutuel Handle	\$12,646,820.00	•	Total Attendance	474,751
Average Performance	156,133.58		Average Performance Attendance	5,861
Average Wager per Capita	26.64			

STATE REVENUE

3% of P-M Handle	\$	379,404.60
2% of P-M Handle		252,936.40
50% of Breaks		44,782.59
Admission Tax		47,475.10
	<u>\$</u>	<u>724,598.69</u>

TRACK REVENUE FROM P-M HANDLE

12% of P-M Handle	\$	1,517,618.40
50% of Breaks		44,782.11
	<u>\$</u>	<u>1,562,400.51</u>

Distributed to Public (82.29%)	\$	10,407,295.90
Percentage of Daily Double to Total Pool		03.44%
Percentage of Quiniela to Total Pool		57.54%
Percentage of Breaks to Total Pool		0.71%

Occupational Licenses		1,729.00
Assumed Names		10.00
	<u>\$</u>	<u>726,337.69</u>

47

Pool Classification	Amount Wagered	\$10.00 Wagers Number	Wagers Amount	\$5.00 Wagers Number	Wagers Amount	\$2.00 Wagers Number	Wagers Amount
Daily Double	\$ 434,582.00					217,291	\$ 434,582.00
Quiniela	7,276,365.00			96,875	\$ 484,375.00	3,395,995	6,791,990.00
Straight	2,346,655.00	47,563	\$475,630.00	93,895	469,475.00	700,775	1,401,550.00
Place	1,300,146.00	17,664	176,640.00	38,318	191,590.00	465,958	931,916.00
Show	1,289,072.00	13,744	137,440.00	30,676	153,380.00	499,126	998,252.00
TOTAL	\$12,646,820.00	78,971	\$789,710.00	259,764	\$1,298,820.00	5,279,145	\$10,558,290.00

FRONTON EXHIBITION COMPANY

P. O. Box 2862

Miami, Florida

Officers

RICHARD I. BERENSON, *President*

109 E. Rivo Alto Island

Miami Beach, Florida

BENJAMIN A. TRUSTMAN, *Secretary*

220 Devonshire Street

Boston, Massachusetts

JOSEPH WEINBERG, *Treasurer*

151 Milk Street

Boston, Massachusetts

Directors

SAMUEL PINANSKI, *Chairman of the Board*

RICHARD I. BERENSON

REUBEN GRYZMISH

JOSEPH WEINBERG

GEORGE A. WORLEY

FRONTON EXHIBITION COMPANY

100 Exhibition Days—December 15, 1947 to April 8, 1948, Incl.—100 Performances

Pari-Mutuel Handle	\$ 5,137,575.00
Average Performance	51,375.75
Average Wager per Capita	14.29

Total Attendance	359,613
Average Performance Attendance	3,596

STATE REVENUE

3% of P-M Handle	\$ 154,127.25
2% of P-M Handle	102,751.50
50% of Breaks	17,396.02
Admission Tax	35,961.30
	\$ 310,236.07
Occupational Licenses	943.25
Total State Revenue	\$ 311,179.32

TRACK REVENUE FROM P-M HANDLE

12% of P-M Handle	\$ 616,509.00
50% of Breaks	17,395.53
	\$ 633,904.53

Distributed to Public (82.32%)	\$ 4,229,395.70
Percentage of Daily Double to Total Pool	9.22%
Percentage of Quiniela to Total Pool	52.53%
Percentage of Breaks to Total Pool	0.68%

49

Pool Classification	Amount Wagered	\$5.00 Wagers		\$2.00 Wagers	
		Number	Amount	Number	Amount
Daily Double	\$ 473,456.00			236,728	\$ 473,456.00
Quiniela	2,698,902.00			1,349,451	2,698,902.00
Straight	887,249.00	42,455	\$ 212,275.00	337,487	674,974.00
Place	624,133.00	19,851	99,255.00	262,439	524,878.00
Show	453,835.00	12,257	61,285.00	196,275	392,550.00
TOTAL	\$ 5,137,575.00	74,563	\$ 372,815.00	2,382,380	\$ 4,764,760.00

GABLES RACING ASSOCIATION, INC. (TROPICAL PARK)

Coral Gables, Florida

Officers

HARRY L. STRAUSS, *President*

5133 Reisterstown Road
Baltimore, Maryland

A. CHARLES SCHWARTZ, *Vice-President*

36 Wall Street
New York, N. Y.

GURNEE MUNN, *Secretary-Treasurer*

Ocean Boulevard
Palm Beach, Florida

Directors

HERBERT BAYARD SWOPE, *Chairman of Board*

CHARLES A. MOREHEAD

HENRY L. STRAUSS

GURNEE MUNN

A. CHARLES SCHWARTZ

STEPHEN SANFORD

GABLES RACING ASSOCIATION, INC. (TROPICAL PARK)

40 Racing Days—March 3, 1948 to April 17, 1948, Incl.—40 Performances

Pari-Mutuel Handle	\$23,301,283.00
Average Daily Handle.....	582,532.07
Average Wager per Capita.....	74.04

Total Attendance	314,714
Average Daily Attendance	7,868

STATE REVENUE

3% of P-M Handle.....	\$ 699,038.49
5% of P-M Handle.....	1,165,064.15
Breaks (0.67%)	155,979.30
Admission Tax	61,422.71
	<u>\$ 2,081,504.65</u>
Occupational Licenses	2,433.50
Assumed Names	50.00
Color Registrations	26.00
Total State Revenue.....	<u><u>\$ 2,084,014.15</u></u>

TRACK REVENUE FROM P-M HANDLE

7% of P-M Handle.....	<u>\$ 1,631,089.81</u>
Distributed to Public from P-M Handle (84.33%)	<u><u>\$19,650,111.25</u></u>

Percentage of Daily Double to Total Pool.....	7.14%
Percentage of \$100.00 Wagers to Total Pool...	8.31%
Percentage of \$ 50.00 Wagers to Total Pool...	14.72%
Percentage of \$ 10.00 Wagers to Total Pool...	27.53%
Percentage of \$ 5.00 Wagers to Total Pool...	17.91%
Percentage of \$ 2.00 Wagers to Total Pool...	31.53%

51

Pool Classification	Amount Wagered	\$100.00 Wagers		\$50.00 Wagers		\$10.00 Wagers		\$5.00 Wagers		\$2.00 Wagers	
		Number	Amount	Number	Amount	Number	Amount	Number	Amount	Number	Amount
Daily Double..	\$ 1,669,200.00					48,544	\$ 485,440.00			591,880	\$1,183,760.00
Straight	12,404,219.00	13,212	\$1,321,200.00	39,569	\$1,978,450.00	392,350	3,923,500.00	451,263	\$2,256,315.00	1,462,377	2,924,754.00
Place	5,131,055.00	3,121	312,100.00	15,980	799,000.00	117,024	1,170,240.00	215,131	1,075,655.00	887,030	1,774,060.00
Show	4,096,809.00	3,046	304,600.00	13,050	652,500.00	83,489	834,890.00	168,159	840,795.00	732,012	1,464,024.00
TOTAL	\$23,301,283.00	19,379	\$1,937,900.00	68,599	\$3,429,950.00	641,407	\$6,414,070.00	834,553	\$4,172,765.00	3,673,299	\$7,346,598.00

GULFSTREAM PARK RACING ASSOCIATION, INC.

Hallandale, Florida

Officers

JAMES DONN, *President*

Miami, Florida

STEFAN H. ZACHAR, *Vice-President*

Miami Beach, Florida

WILLIAM T. HUTCHESON, *Vice-President*

Lakeland, Florida

GEORGE W. LANGFORD, *Vice-President*

Miami, Florida

JAMES F. MACK, *Vice-President*

Hollywood, Florida

MILO COFFRIN, *Secretary-Treasurer*

Miami, Florida

DAVID S. WESTCOTT, *Asst. Secy. and Treas.*

Tampa, Florida

Directors

JAMES DONN

MORRIS SCHAPIRO

GEORGE T. TAYLOR

DAVID S. WESTCOTT

STEFAN H. ZACHAR

H. H. WOODSMALL

JAMES F. MACK

GEORGE W. LANGFORD

MARIE M. HORNING

SUSAN CULPEPPER HORNING

JOHN C. HORNING

DAVID I. McCAHILL

GULFSTREAM PARK RACING ASSOCIATION, INC.

38 Racing Days—December 1, 1947 to January 15, 1948—38 Performances

Pari-Mutuel Handle	\$24,552,176.00
Average Daily Handle	646,109.90
Average Wager per Capita	70.36

STATE REVENUE

3% of P-M Handle	\$ 736,565.28
5% of P-M Handle	1,227,608.80
Breaks (00.65%)	160,474.50
Admission Tax	67,680.31
	\$ 2,192,328.89
Occupational Licenses	13,989.55
Assumed Names	890.00
Color Registrations	619.00
	\$ 2,207,827.44

Total Attendance	348,937
Average Daily Attendance	9,183

TRACK REVENUE FROM P-M HANDLE

7% of P-M Handle	\$ 1,718,652.32
Distributed to Public from P-M Handle (84.35%)	\$20,708,875.10
Distributed to Public from Track for Minus Pool	708.05
Total Distributed to Public	\$20,709,583.15
Percentage of Daily Double to Total Pool	6.33%
Percentage of \$100.00 Wagers to Total Pool	7.91%
Percentage of \$ 50.00 Wagers to Total Pool	14.45%
Percentage of \$ 10.00 Wagers to Total Pool	26.27%
Percentage of \$ 5.00 Wagers to Total Pool	18.94%
Percentage of \$ 2.00 Wagers to Total Pool	32.43%

53

Pool Classification	Amount Wagered	\$100.00 Wagers Number	\$50.00 Wagers Number	\$10.00 Wagers Number	\$5.00 Wagers Number	\$2.00 Wagers Number
Daily Double	\$ 1,552,944.00			38,948	\$ 389,480.00	581,732
Straight	12,576,289.00	11,484	\$1,148,400.00	40,598	\$2,029,900.00	3,178,894.00
Place	5,469,374.00	3,679	367,900.00	14,466	723,300.00	1,916,614.00
Show	4,953,569.00	4,253	425,300.00	15,883	794,150.00	1,703,274.00
TOTAL	\$24,552,176.00	19,416	\$1,941,600.00	70,947	\$3,547,350.00	\$7,962,246.00

HIALEAH RACE COURSE, INC.

Hialeah, Florida

Officers

JOHN C. CLARK, *President*
90 Riverside Drive
Binghampton, New York

SAM H. McCORMICK, *Secretary-Treasurer*
3800 Alhambra Court
Coral Gables, Florida

Directors

P. A. B. WIDENER
JAMES H. BRIGHT
RUSSELL A. FIRESTONE
SCHOFIELD ANDREWS
ROYCE G. MARTIN

JOHN C. CLARK
SAM H. McCORMICK
WARREN WRIGHT
B. L. WHITTEN
FREDERICK C. PETERS
EDWARD S. MOORE

HIALEAH RACE COURSE, INC.

40 Racing Days—January 16, 1948 to March 2, 1948, Incl.—40 Performances

Pari-Mutuel Handle	\$44,806,219.00
Average Daily Handle	1,120,155.48
Average Wager per Capita	76.64

STATE REVENUE

3% of P-M Handle	\$ 1,344,186.57
5% of P-M Handle	2,240,310.95
Breaks (0.72%)	321,991.35
Admission Tax	118,090.30
	<u>\$ 4,024,579.17</u>
Occupational Licenses	6,491.50
Assumed Names	80.00
Color Registrations	114.00
Total State Revenue	<u>\$ 4,031,264.67</u>

Total Attendance	584,628
Average Daily Attendance	14,616

TRACK REVENUE FROM P-M HANDLE

7% of P-M Handle	\$ 3,136,435.33
Distributed to Public from P-M Handle (84.28%)	\$37,763,294.80
Distributed to Public from Track for Minus Pool	16,574.80
Total Distributed to Public	<u>\$37,779,869.60</u>
Percentage of Daily Double to Total Pool	6.34%
Percentage of \$100.00 Wagers to Total Pool ..	14.16%
Percentage of \$ 50.00 Wagers to Total Pool ..	16.12%
Percentage of \$ 10.00 Wagers to Total Pool ..	27.35%
Percentage of \$ 5.00 Wagers to Total Pool ..	15.44%
Percentage of \$ 2.00 Wagers to Total Pool ..	26.93%

Pool Classification	Amount Wagered	\$100.00 Wagers Number	Wagers Amount	\$50.00 Wagers Number	Wagers Amount	\$10.00 Wagers Number	Wagers Amount	\$5.00 Wagers Number	Wagers Amount	\$2.00 Wagers Number	Wagers Amount
D. Double	\$ 2,839,424.00					89,794	\$ 897,940.00			970,742	\$ 1,941,484.00
Straight	24,117,770.00	40,132	\$4,013,200.00	87,450	\$4,372,500.00	749,862	7,498,620.00	708,450	\$3,542,250.00	2,345,600	4,691,200.00
Place	9,955,635.00	11,826	1,182,600.00	31,435	1,571,750.00	234,100	2,341,000.00	382,171	1,910,855.00	1,474,715	2,949,430.00
Show	7,893,390.00	11,491	1,149,100.00	25,546	1,277,300.00	151,559	1,515,590.00	293,352	1,466,760.00	1,242,320	2,484,640.00
TOTAL	\$44,806,219.00	63,449	\$6,344,900.00	144,431	\$7,221,550.00	1,225,315	\$12,253,150.00	1,383,973	\$6,919,865.00	6,033,377	\$12,066,754.00

SUNSHINE PARK RACING ASSOCIATION

A CO-PARTNERSHIP

Oldsmar, Florida

56

JOHN W. KANE
Wilmington, Delaware

C. C. VEGA, JR.
Tampa, Florida

SUNSHINE PARK RACING ASSOCIATION

50 Racing Days—January 9, 1948 to March 6, 1948, Incl.—50 Performances

Pari-Mutuel Handle	\$ 5,030,582.00
Average Daily Handle.....	100,611.64
Average Wager per Capita.....	59.03

Total Attendance	85,227
Average Daily Attendance.....	1,705

STATE REVENUE

3% of P-M Handle.....	\$ 150,917.46
5% of P-M Handle.....	251,529.10
Breaks (0.72%)	36,206.55
Admission Tax	9,701.39
	<u>\$ 448,354.50</u>
Occupational Licenses	4,420.50
Assumed Names	70.00
Color Registrations	321.00
Total State Revenue.....	<u>\$ 453,166.00</u>

TRACK REVENUE FROM P-M HANDLE

7% of P-M Handle.....	\$ 352,140.74
Distributed to Public from P-M Handle	
(84.28%)	<u>\$ 4,239,788.15</u>
Percentage of Daily Double to Total Pool.....	<u>5.93%</u>
Percentage of \$10.00 Wagers to Total Pool.....	34.39%
Percentage of \$ 5.00 Wagers to Total Pool.....	18.84%
Percentage of \$ 2.00 Wagers to Total Pool.....	46.77%

57

Pool Classification	Amount Wagered	\$10.00 Wagers		\$5.00 Wagers		\$2.00 Wagers	
		Number	Amount	Number	Amount	Number	Amount
Daily Double	\$ 298,478.00					149,239	\$ 298,478.00
Straight	2,416,554.00	102,517	\$1,025,170.00	99,828	\$499,140.00	446,122	892,244.00
Place	1,277,250.00	41,288	412,880.00	50,436	252,180.00	306,095	612,190.00
Show	1,038,300.00	29,213	292,130.00	39,290	196,450.00	274,860	549,720.00
TOTAL	\$5,030,582.00	173,018	\$1,730,180.00	189,554	\$947,770.00	1,176,316	\$2,352,632.00

