

NOV 6 1953

Twenty-Second Annual Report

of the

FLORIDA STATE RACING
COMMISSION

to the

HONORABLE DAN McCARTY
GOVERNOR OF FLORIDA


FOR THE FISCAL YEAR ENDING
JUNE 30, 1953



DR. CURTIS A. HAGGARD, *Chairman*
J. WESLEY FLY, *Secretary*
JOE K. HAYS, *Member*
J. D. JOHNSON, *Member*
ROBERT KLOEPPEL, JR., *Member*


FLORIDA STATE LIBRARY

F 351.765
W 33





GOVERNOR DAN McCARTY



MEMBERS OF THE
FLORIDA STATE RACING COMMISSION



DR. CURTIS A. HAGGARD
Chairman



JOE K. HAYS
Member



ROBERT KLOEPEL, JR.
Member



J. D. JOHNSON
Member



J. WESLEY FLY
Secretary



Twenty-Second Annual Report

of the

FLORIDA STATE RACING COMMISSION

to the

HONORABLE DAN McCARTY
GOVERNOR OF FLORIDA

FOR THE FISCAL YEAR ENDING
JUNE 30, 1953



DR. CURTIS A. HAGGARD, *Chairman*
J. WESLEY FLY, *Secretary*
JOE K. HAYS, *Member*
J. D. JOHNSON, *Member*
ROBERT KLOEPPEL, JR., *Member*

7

THE UNIVERSITY OF CHICAGO
LIBRARY

PHYSICS DEPARTMENT
TOWNE

PHYSICS DEPARTMENT
TOWNE



PHYSICS DEPARTMENT
TOWNE

Twenty-Second Annual Report

to the

GOVERNOR OF FLORIDA

from

THE FLORIDA STATE RACING COMMISSION

JULY 1, 1952 THROUGH JUNE 30, 1953

July 1, 1953

His Excellency Dan McCarty
Governor of Florida
Tallahassee, Florida

Sir:

Pursuant to and in compliance with the requirement contained in Section 550.02, subsection 2, Florida Statutes, 1941, as amended, the Florida State Racing Commission submits this, its Twenty-Second Annual Report for the period commencing July 1, 1952 to and including June 30, 1953.

Membership of the Commission from July 1, 1952 to November 4, 1952 consisted of the following named persons and the Congressional Districts from which they served:

Carl Hanton, Fort Myers.....	First District
G. Warren Sanchez, Live Oak.....	Second District
Charles S. Isler, Jr., Panama City.....	Third District
D. C. Jones, Naples.....	Fourth District
Lawrence Rogers, Kissimmee.....	Fifth District

During the above stated period D. C. Jones and G. Warren Sanchez served as Chairman and Secretary of the Commission, respectively and Manuel M. Garcia, of Tampa, as Attorney for the Commission.

EXHIBIT "C"
 FLORIDA STATE RACING COMMISSION
 COMPARATIVE DATA

PREVIOUS YEAR
 1960-1961 SEASON

Total Track Revenue From P/M Handle	Distributed to Public From P/M Handle	No. Racing Days	SOURCES OF RACING REVENUE	No. Racing Days	Paid Attendance	Tax on Attendance	Parl-Mutuel Handle	Net Commission & Sliding Scale on P/M Handle 3/17	Net Commission & Sliding Scale on P/M Handle 2/17	2/17 of Net Comm. on P/M Handle	Breaks 25%	Breaks 15%	TOTAL State Revenue	Track Allowance Up to \$175 Per Race	Net Track Comm. & Sliding Scale 16/17	Fronton Breaks	Total Track Revenue From P/M Handle	Distributed to Public From P/M Handle	
GREYHOUND RACING ASSOCIATIONS																			
\$ 1,261,560.70	\$ 9,751,255.69	90	Associated Outdoor Clubs, Inc.	90	201,324	\$ 20,909.31	\$ 10,073,076.00	\$ 269,642.28	\$ 179,761.52	\$ 179,761.52	\$ 12,710.54	\$ 38,133.23	\$ 700,918.40	\$ 184,450.00	\$ 898,807.60		\$ 1,083,257.60	\$ 8,309,809.31	
605,587.00	4,829,051.90	26	Biscayne Kennel Club, Inc.	90	449,697	47,050.40	19,709,282.00	563,048.46	375,365.64	375,365.64	26,839.38	80,519.41	1,468,188.93	159,970.00	1,876,828.20		2,036,798.20	16,251,345.27	
349,211.42	1,993,582.46	90	Bonita-Ft. Myers Corporation	90	67,005	6,973.26	2,390,663.00	30,414.15	20,276.10	14,696.10	3,439.76	10,320.83	86,120.20	85,879.24	255,147.12		341,026.36	1,970,489.70	
3,460,689.10	27,637,412.49	140	Broward County Kennel Club, Inc.	40	229,941	25,092.86	8,620,402.00	246,162.06	164,108.04	164,108.04	11,989.88	35,970.28	647,431.16	70,550.00	820,540.20		891,090.20	7,106,973.50	
1,144,496.00	8,689,577.90	91	Daytona Beach Kennel Club, Inc.	77	223,350	22,995.70	9,084,727.00	240,171.81	160,114.54	160,114.54	12,646.83	37,941.92	633,985.34	183,430.00	800,572.70		984,002.70	7,489,734.66	
580,433.29	4,125,382.20	91	Florida Greyhound Racing, Inc.	91	118,119	13,459.33	4,616,278.00	104,408.34	69,605.56	69,605.56	6,917.28	20,753.65	284,749.72	193,120.00	348,027.80		541,147.80	3,803,839.81	
541,240.05	3,901,351.69	90	Jacksonville Kennel Club, Inc.	90	103,393	10,339.30	4,782,572.00	113,957.16	75,971.44	75,971.44	6,253.11	18,760.74	301,253.19	167,280.00	379,857.20		547,137.20	3,944,520.91	
414,285.95	2,383,803.04	102	Jefferson County Kennel Club, Inc.	79	55,766	5,657.59	2,516,794.00	39,548.10	26,365.40	22,985.40	3,791.09	11,374.59	109,722.17	112,677.70	226,278.38		338,956.08	2,073,773.34	
1,893,157.60	15,078,812.90	90	Miami Beach Kennel Club, Inc.	140	557,443	61,395.68	23,302,588.00	654,917.64	436,611.76	436,611.76	30,668.99	92,008.97	1,712,214.80	250,240.00	2,183,058.80		2,433,298.80	19,218,470.08	
509,984.80	3,644,720.00	90	Orange Park Kennel Club, Inc.	91	89,192	8,919.20	4,259,390.00	97,805.58	65,203.72	65,043.72	5,446.52	16,340.95	258,759.69	167,110.00	328,933.28		496,043.28	3,513,506.23	
974,641.80	7,499,280.85	90	Palm Beach Kennel Club, Inc.	90	187,332	18,983.09	8,460,649.00	225,859.47	150,572.98	150,572.98	11,534.24	34,604.03	592,126.79	158,440.00	752,864.90		911,304.90	6,976,200.40	
1,824,646.70	14,320,500.10	90	St. Petersburg Kennel Club, Inc.	90	422,330	43,307.10	15,082,975.00	413,159.25	275,439.50	275,439.50	21,872.71	65,619.67	1,094,837.73	222,870.00	1,377,197.50		1,600,067.50	12,431,376.87	
904,778.80	6,654,299.01	90	Sanford-Orlando Kennel Club, Inc.	90	176,780	18,743.37	8,309,207.00	207,516.21	138,344.14	138,344.14	11,745.53	35,238.49	549,931.88	236,640.00	691,720.70		928,360.70	6,849,657.79	
861,367.80	6,291,714.70	90	Sarasota Kennel Club, Inc.	90	200,073	20,724.51	7,854,167.00	193,865.01	129,243.34	129,243.34	11,085.57	33,258.82	517,420.59	236,640.00	646,216.70		882,856.70	6,474,614.22	
167,302.03	870,225.17	80	Tourist Attractions, Inc.	89	37,048	3,712.03	1,117,991.00	8,130.00	5,420.00		1,945.07	5,836.75	25,043.85		176,508.47		176,508.47	920,150.71	
344,480.30	2,037,019.54	91	Washington County Kennel Club, Inc.	91	64,825	6,482.50	2,401,299.00	33,089.58	22,059.72	16,099.72	3,704.65	11,115.14	92,551.31	68,000.00	268,971.81		336,971.81	1,978,258.38	
2,465,733.00	19,786,943.46	90	West Flagler Kennel Club, Inc.	90	506,802	52,735.19	22,062,594.00	633,827.82	422,551.88	422,551.88	32,320.32	96,961.74	1,660,948.83	158,950.00	2,112,759.40		2,271,709.40	18,182,670.96	
TOTAL GREYHOUND TRACKS																			
\$18,303,596.34	\$139,494,933.10	1521	Summer and Winter Seasons	1508	3,690,420	\$387,480.42	\$154,644,654.00	\$4,075,522.92	\$ 2,717,015.28	\$2,696,515.28	\$214,911.47	\$ 644,759.21	\$10,736,204.58	\$2,656,246.94	\$14,144,290.76		\$16,800,537.70	\$127,495,392.14	
JAI-ALAI FRONTONS																			
								3% Comm.	5% Comm.							12%	15%		
\$ 334,051.57	\$ 2,261,667.83	83	Florida Jai-Alai, Inc.																
1,468,390.96	9,973,083.20	100	Fronton Exhibition Co., Inc.	100	341,721	\$ 43,396.87	\$ 10,033,690.00	\$301,010.70	\$ 200,673.80			\$ 18,428.04	\$ 563,509.41		\$ 1,204,042.80	\$18,427.00	\$ 1,222,469.80	\$ 8,291,107.66	
386,594.77	2,615,246.23	100	Fronton, Inc.	100	145,815	14,581.50	3,054,020.00	91,620.60	61,080.40			6,398.43	173,680.93		366,482.40	6,395.80	372,878.20	2,522,042.37	
568,344.50	3,847,146.23	100	Gandy Operating Co., Inc.	100	160,664	18,275.62	3,638,597.00	109,157.91	72,771.94			8,051.48	208,256.95		436,631.64	8,050.93	444,682.57	3,003,933.10	
1,169,918.80	7,935,921.80	100	Monro Operating Co.	100	356,582	56,624.36	8,784,654.00	263,539.62	175,693.08			20,119.17	515,976.23		1,054,158.48	20,116.27	1,074,274.75	7,251,027.38	
471,449.73	3,196,230.89	99	Volusia Jai-Alai, Inc.	138	184,396	19,117.48	4,803,616.00	144,108.48	96,072.32			9,807.14	269,105.42		576,433.92	9,791.78	586,225.70	3,967,402.36	
\$ 4,398,750.33	\$ 29,829,296.18	582	TOTAL JAI-ALAI FRONTONS	538	1,189,178	\$151,995.83	\$ 30,314,577.00	\$ 909,437.31	\$ 606,291.54			\$ 62,804.26	\$ 1,730,528.94		\$3,637,749.24	\$62,781.78	\$ 3,700,531.02	\$ 25,035,512.87	
HORSE RACING ASSOCIATIONS																			
								3% Comm. & Flat Rate	5% Comm. & Flat Rate							7% & Flat Rate			
\$ 3,392,829.09	\$ 40,914,051.30	40	Gulfstream Park Racing Assn., Inc.	40	456,172	\$130,261.22	\$ 49,454,315.00	\$1,483,629.45	\$ 2,472,715.75			\$ 302,969.00	\$ 4,389,575.42		\$ 3,461,802.05		\$ 3,461,802.05	\$ 41,733,198.75	
4,807,076.68	57,976,728.85	40	Hialeah Race Course, Inc.	40	605,660	160,607.08	68,008,796.00	2,040,263.88	3,400,439.80			410,756.75	6,012,067.51		4,760,615.72		4,760,615.72	57,396,719.85	
1,133,407.70	7,772,894.05	50	Sunshine Park Racing Assn., Inc.	50	124,294	21,034.61	9,222,946.00	187,500.00	62,500.00			57,504.65	328,539.26		1,133,441.90		1,133,441.90	7,781,999.45	
2,200,251.13	26,522,155.70	40	Tropical Park, Inc.	40	262,811	73,230.35	32,528,658.00	975,859.74	1,626,432.90			200,286.85	2,875,809.84		2,277,006.06		2,277,006.06	27,449,072.45	
\$11,533,564.60	\$133,185,829.90	170	TOTAL HORSE TRACKS	170	1,448,937	\$385,133.26	\$159,214,715.00	\$4,687,253.07	\$ 7,562,088.45			\$ 971,517.25	\$13,605,992.03		\$11,632,865.73		\$11,632,865.73	\$134,360,990.50	
\$34,235,911.27	\$302,510,059.18	2273	TOTAL ALL TRACKS	2216	6,328,535	\$924,609.51	\$344,173,946.00	\$9,672,213.30	\$10,885,395.27	\$2,696,515.28	\$214,911.47	\$1,679,080.72	\$26,072,725.55	\$2,656,246.94	\$29,414,905.73	\$62,781.78	\$32,133,934.45	\$286,891,895.51	

OTHER INCOME:

Occupational Licenses	\$ 83,453.00
Assumed Names Registrations	3,790.00
Color Registrations	1,549.00
Miscellaneous	1,780.09
TOTAL OTHER INCOME	\$ 90,572.09
GRAND TOTAL RECEIPTS	\$26,163,297.64

In addition to total receipts see Exhibits "D" and "E" for other funds collected.

- Associated Outdoor Clubs, Inc., Tampa
 91 days—November 14, 1952 to February 28, 1953
 (Closed December 24, 1952)
- Biscayne Kennel Club, Inc., Miami
 91 days—November 14, 1952 to January 5, 1953; Reopen
 April 10, 1953 to June 2, 1953
- Jacksonville Kennel Club, Inc., Jacksonville
 90 days—December 25, 1952 to April 8, 1953
- West Flagler Kennel Club, Inc., Miami
 91 days—December 25, 1952 to April 9, 1953
- Broward County Kennel Club, Inc., Hollywood
 91 days—December 27, 1952 to April 11, 1953
- Palm Beach Kennel Club, Inc., West Palm Beach
 91 days—December 27, 1952 to April 11, 1953
- Sanford-Orlando Kennel Club, Inc., Longwood
 91 days—December 27, 1952 to April 13, 1953
 (Closed January 1st)
- St. Petersburg Kennel Club, Inc., St. Petersburg
 91 days—December 27, 1952 to April 13, 1953
 (Closed April 3, 1953)
- Miami Beach Kennel Club, Inc., Miami Beach
 91 days—January 1, 1953 to April 16, 1953
- Key West Kennel Club, Inc., Key West
 90 days—January 31, 1953 to May 15, 1953
- Sarasota Kennel Club, Inc., Sarasota
 80 days—March 2, 1953 to June 2, 1953

JAI-ALAI

- Fronton Exhibition Company, Miami
 102 days—December 11, 1952 to April 8, 1953

HORSE TRACKS

- Tropical Gables Corporation, Coral Gables
 42 days—November 27, 1952 to January 15, 1953
 (Closed November 28, 1952)
- Sunshine Park Racing Association, Inc., Oldsmar
 51 days—January 15, 1953 to March 14, 1953
- Hialeah Race Course, Inc., Hialeah
 40 days—January 16, 1953 to March 3, 1953
- Gulfstream Park Racing Association, Inc., Hallandale
 42 days—March 4, 1953 to April 21, 1953
- Ponce de Leon Raceway, Inc., Bayard (Harness Track)
 40 days—March 4, 1953 to April 18, 1953
 (Closed April 3, 1953)

SUMMER DATES

DOG TRACKS

Volusia County Kennel Club, Inc., Daytona Beach
91 days—June 4, 1953 to September 17, 1953

Pensacola Kennel Club, Inc., Pensacola
92 days—June 13, 1953 to September 28, 1953

SCOPE OF RACING IN FLORIDA

Some idea of the extent to which our State has developed as racing center since the Legislature authorized pari-mutuel wagering in 1931 can be gained by reference to the annual statistics tabulated in Exhibit "A" of this report. This progress has been marked by steady increases in attendance and revenue to the State each year except during the period of World War II.

During the twenty-two years, more than sixty-four million persons have attended the races and exhibitions in Florida and their wagers have amounted to more than two and one-third billion dollars. This has produced approximately one hundred-fifty-three million dollars of revenue for the State, exclusive of the amount produced on "Scholarship" and "Charity" days.

The manner in which the revenue from racing has been allocated by direction of the Legislature is summarized also in Exhibit "A".

During the year covered by this report there were employed by the various operators 6,801 persons, of which 85% were citizens of Florida and who were paid a like percentage of a total payroll of \$6,621,548.96. In addition to the personnel directly employed by the operators, 5,215 other persons who were connected with other activities of the sport, such as players, ball boys, owners, trainers, jockeys, grooms, etc. In all, the Commission had under its jurisdiction and supervision 12,016 persons who were issued occupational licenses.

In the 1952-53 season wagering reached an all-time high of more than a quarter of a billion dollars, from which the State and operators benefited and profited and of which amount approximately 83.5% was distributed to the general betting public on winning pari-mutuel tickets.

There are very few days exclusive of Sundays that this type of entertainment is not available to the visitors and residents of Florida. It is also interesting to note that an increase in attendance and wagering is being experienced during the summer months as well as during the winter season.

The economy of Florida and its citizens is improved by the money that finds its way into the many channels of business as the result of the tremendous attraction of racing in this State. Many of the 5,732,369 persons who attended the races and exhibitions last year were attracted to Florida primarily by these programs. It would probably be surprising to know how many of these visitors have made business investments in Florida or may later do so.

ATTENDANCE AND WAGERING

During the fiscal year ended June 30, 1953, the Commission supervised 20 associations, including two that had held permits for some time and operated for the first time during the year, namely:

Ponce de Leon Raceway, Inc. (Harness)

Key West Kennel Club, Inc. (Dog)

These 20 operators were open a total of 1,549 racing and playing days, exclusive of the 17 additional days that the various associations expended in behalf and for the benefit of the State Scholarship Fund and four Charity Days. A summary of these activities follows:

1952 - 1953 SEASON

	<u>OPERATORS</u>	<u>DAYS</u>	<u>PAID ATTENDANCE</u>	<u>AMOUNT WAGERED</u>
Horse Tracks				
Running	4	170	1,659,055	\$149,404,355.00
Harness	1	35	40,926	759,146.00
Dog Tracks				
Winter	12	1,063	3,340,561	105,169,386.00
Summer	2	181	343,242	11,585,928.00
Jai-Alai	1	100	348,585	5,777,244.00
TOTAL	20	1,549	5,732,369	\$272,696,059.00

A comparison with the preceding 1951-1952 season, which resulted in a total paid attendance of 5,279,674 patrons, who wagered a total of \$248,728,380.00 during 1,423 racing and playing days, affirmatively discloses a substantial increase during the 1952-1953 season in both wagering and attendance. The record reflects that an additional 452,695 persons attended racing activities during the 1952-1953 season, or an increase of 8.57% in paid attendance over the previous season, and these additional patrons increased the wagering over the previous season in the amount of \$23,967,679.00, or a 9.64% increase in total wagering. It is significant to note that while there was a total general increase in both attendance and wagering, each individual operator also experienced a substantial increase in both attendance and wagering. Over the previous season wagering increased at horse tracks \$10,029,988.00, or 7.16%, and at dog tracks and jai-alai fronton \$13,937,691.00, or 12.83% and attendance increased at horse track 148,312, or 9.56%, and at dog tracks and jai-alai fronton 304,383, or 8.16%.

REVENUE TO STATE

The Florida Statutes in effect during this year produced revenue to the State from the various activities coming under the supervision of the Commission as follows:

1. Tax on Admission	\$ 754,133.08
2. On the Total Wagering	\$17,641,829.44
8% on running horse races	
5% on harness horse races	
5% on dog races	
5% on jai-alai	
3. Division of the "Breaks"	\$ 1,271,243.34
100% on running horse races	
50% on harness horse races	
50% on dog races	
50% on jai-alai	
4. Miscellaneous Sources	\$ 67,307.75

A more detailed account of receipts and disbursements is presented in Exhibit "B" hereinafter included in this report.

Also submitted herewith as Exhibit "C" is detailed comparative data covering fiscal years ended June 30, 1952 and 1953. This statement furnishes an analysis of the operation of each association showing the number of days operated, attendance, pari-mutuel sales, taxes paid to the state, amounts retained by the association, and amounts distributed to the public.

The total revenue derived by the State for the period covered by this report amounted to \$19,734,513.61, which amount represents a dollar increase of \$1,644,015.84, or 9.09% over the previous season. The various operators received as their total share from pari-mutuel wagering the sum of \$26,135,231.07, of which the horse tracks realized \$11,029,820.13 and the dog tracks and jai-alai fronton \$15,105,410.94. There was distributed to the betting public out of the total amount of \$272,696,059.00 wagered, the sum of \$227,647,755.15 as dividends on winning pari-mutuel tickets.

The 67 Counties of this State each received, as their proportionate share, the sum of \$122,800.00, which amount represents an increase of \$10,800.00 or 9.64% more than received by each county during the previous season, and is greatly in excess of the \$33,000.00 guaranteed to each county by law.

The Old Age Assistance Fund also experienced an increase. Its share of income amounted to \$10,838,547.85, which amount is 8.48% or \$847,157.12 more than was paid into the Old Age Assistance Fund during the previous season. Of the aggregate amount of \$19,734,513.61 collected by your Commission during the current season from all racing activities, only 1.97% was expended by your Commission in connection with its year-round activities in controlling, directing and supervising the operations and activities of the various licensed operators. It is evident

that revenue derived from racing compares most favorably with any other source of State revenue, particularly as the expense of collecting, supervising and policing is concerned.

SCHOLARSHIP FUND

In Chapter 25258, Acts of 1949, the Legislature authorized any track in this State to operate an additional day of racing during their meet each year for the purpose of creating and providing State Scholarships from the profits derived therefrom. Associations desiring to participate in this activity were granted 17 days during the current season and paid into the fund the generous total sum of \$232,907.36. These monies are administered and supervised by the State Board of Control for Institutions of Higher Learning and have been made available to worthy students. During the four seasons that this law has been in effect, the various licensed operators have made available to the State Board of Control for this worthy cause the total sum of \$885,145.85.

CHARITY DAYS

In addition to the ordinary contributions made by the various operators, they are permitted by Chapter 20843, Acts of 1941, to apply for an additional day wherein the proceeds over and above operating costs are to be contributed to charities of their choice, subject to a provision designating the University of Miami as a charitable institution entitled to 25 per cent of the day's profits. The Commission granted requests for four such days during the year resulting in contributions by the associations participating in the total amount of \$134,216.40.

LEGISLATION

During the 1953 session of the Legislature, there passed and became law the following Acts relating to racing:

Chapter 28058—increases the State's portion of the pari-mutuel sales at dog tracks on a graduated basis on daily pools in excess of \$50,000.00. This increase is taken from the amount formerly retained by the tracks and does not affect the portion returned to the betting public on winning tickets. Tracks operating matinee and evening performances compute the amount due the State separately on each performance.

Chapter 28193—provides that any horse (running) track having an average daily pari-mutuel pool of less than \$400,000.00 for the preceding racing season shall be permitted to operate upon payment of a graduated daily license fee in lieu of the regular 8% collected on similar pools at other horse (running) tracks.

PERMITS

On file with the Commission was the request for a greyhound racing permit filed by Flagler County Kennel Club. However, after discussion with the Commission Attorney, he was of the opinion that the site proposed was within 100 miles of the Sanford-Orlando Kennel Club and the Orange Park Kennel Club, therefore the Commission denied the request of the Flagler County Kennel Club for a racing permit. The decision

of the Commission was appealed to the Supreme Court and after argument before the Court same was upheld and the permit denied.

Dania Operating Company filed its request for a permit to operate a jai-alai fronton in Broward County on June 30, 1952 and on July 12, 1952 they filed an amendment to their application. This was denied for the reason that there was in existence at that time a permit previously issued in favor of Monro Operating Company to operate a fronton, which was within the twenty-mile law, and which prohibits another fronton from operating within that distance.

On July 12, 1952 the application of Ramiro Rodriguez for a permit to operate a jai-alai fronton on property adjacent to the Broad Causeway in Dade County was considered. This property site was also found to be within the twenty-mile law prohibiting the building and operating of a fronton within said distance of another jai-alai presently in operation and was therefore denied.

Gandy Operating Co., Inc., filed its application requesting a permit for the operation of a jai-alai fronton in Hillsborough County, Florida and after investigation duly made by the Commission and the application found to be in order, same was issued by the Commission on July 29, 1952.

On June 13, 1952 the Key West Kennel Club, Inc., applied to the Commission for a greyhound racing permit to be issued in Monroe County, Florida and on July 12, 1952 the Commission requested that they file amendments to their application setting forth required additional information. On August 9, 1952 the Commission acted upon the amendments to the application and a permit was duly granted the Key West Kennel Club, Inc., for operation of a greyhound track in Monroe County, Florida.

At the August 9, 1952 meeting of the Commission, Monro Operating Co., Inc., through its attorney, filed with the Commission an amended application stating that due to a law suit in Broward County relative to testing the twenty-mile law, they had been in court some thirteen months, therefore could not continue building of the fronton under the permit previously issued by the Commission. A request was made for a new permit to be issued authorizing the construction of a jai-alai fronton at a location set out in the application in lieu of the existing permit. This request was granted by the Commission.

LITIGATION

In the case of RAMIRO RODRIGUEZ, Appellant, vs. D. C. JONES, et al, Appellees, Dade County Case No. 23,620, the Supreme Court of Florida held with the Florida State Racing Commission in its refusal to grant the appellant a license to operate a Fronton within twenty miles of a Fronton already existing in Dade County, Florida.

In the case of HAROLD O. SIMMONS and ALBERT F. EAST, Appellants, vs CARL HANTON, et al, constituting the Florida State Racing Commission, Appellees, Case No. 23,764, the Supreme Court of Florida upheld the decree of the Lower Court and held with the Com-

mission in the matter of fingerprinting and photographing of persons connected with race tracks, etc. in this State.

There has also been the following litigation which has not been decided by the courts as yet:

OWEN B. McMANUS, etc., Plaintiff, vs FLORIDA STATE RACING COMMISSION, et al; and MONRO OPERATING CO., INC., a Florida corporation, Defendants, No. 18964 in the Circuit Court of Broward County, Florida, in which the Plaintiff seeks a declaratory decree construing sections 550.05, 550.06, 551.12 F.S.A., and such other sections as may be pertinent to determine the effectiveness of the fronton permit now held by MONRO OPERATING CO., INC., and the validity of any operating license which may be issued pursuant thereto.

STATE OF FLORIDA ex rel FRONTON EXHIBITION COMPANY, a Florida corporation, Realtor, vs. CURTIS A. HAGGARD, et al, as the Florida State Racing Commission, Respondents, being No. 24,073 in the Supreme Court of Florida, concerning the issuance by the Racing Commission of a permit to MONRO OPERATING CO., INC. to operate a fronton in Broward County, Florida.

STATE OF FLORIDA ex rel GULFSTREAM PARK RACING ASSOCIATION, INC., a Florida corporation, Relator, vs FLORIDA STATE RACING COMMISSION, et al, Respondents, being in the Supreme Court of Florida, on the petition of Relator for an Alternative Writ of Mandamus in connection with scholarship days granted to race tracks.

VOLUSIA COUNTY KENNEL CLUB, INC., et al, Plaintiffs, vs CURTIS A. HAGGARD, et al, as and constituting the Florida State Racing Commission, Defendant, in the Circuit Court of the Second Judicial Circuit in and for Leon County, Florida, involving the increase in dog track taxes. No. 12,992.

COMMISSION LABORATORY

The Commission operates a toxicology laboratory in Miami under the management of Dr. Elsie S. Bellows, Chief Chemist. Urine and saliva samples are sent daily from every track operating in the State. During the year there were 6,911 of these samples taken from horses and dogs competing at the various tracks, as well as 62 miscellaneous samples of food, vitamins, needles, syringes and tonics, to determine whether any animal had been improperly stimulated or depressed prior to a race.

The samples are taken by veterinarians employed by the Commission who are in attendance at all tracks during each performance.

Dr. Bellows is recognized nationally for her outstanding work in this field. The Laboratory processes samples from Oriental Park in Havana, Cuba, and Hobby Horse Hall, Nassau, B. W. I. There were 151 such reports made for which the Commission collects \$10.00 per specimen.

Of the 7,124 samples tested, there were six positive samples revealed in Florida, two from Havana and one from Nassau. In each case prompt

investigations were made and the persons involved or in charge of the animal were given the opportunity to be heard before the Commission before official action was taken.

The comparatively few cases of this nature involved, speaks well for the effectiveness of the program as well as indicating that this unlawful method of affecting the results of a race is very uncommon in Florida.

INVESTIGATIVE PROGRAM

The present Commission has strengthened the law enforcement at the various tracks by the establishment of an investigative section within the Miami office under the direction of Mr. Floyd Miner.

Representatives of the Commission have visited all associations for the purpose of coordinating the work of the Commission employees there and to consult with Track Management along similar lines. This close contact and interest has made for cooperative and constructive working arrangements between Track personnel and the representatives of this Commission.

The investigative section is charged with the responsibility of the enforcement of the law commonly referred to as the 85 Per Cent Law. As mentioned earlier, this law requires each operator to employ Florida residents to the extent of at least 85% of the total number employed and they must receive a minimum of 85% of the total wages paid all employees.

Mr. Floyd Miner and his assistant, Mr. Joe Miller, also have charge of the administration of the program wherein fingerprints and photographs are taken of all persons employed by each association, and the holder of any permit, including all officials and directors. This information is required before the annual occupational license is issued by the Commission. Approximately 12,000 of these were issued last year.

The equipment for handling this entire program has been installed and is in operation. All photographs and fingerprints are submitted to the F. B. I. for a check of the background and criminal records, if any, of each individual.

This section works closely with the Track police and have had an important part in the ejection of approximately 311 bookmakers, touts and other undesirables.

It is the responsibility of this Commission to promote the best interests of racing and that of the public that enjoys this great sport. The investigative and law enforcement program is designed with this purpose in mind.

NATIONAL COORDINATION

The members of the Commission are members of the National Association of State Racing Commissioners and participate in its programs and committee activities. Under a policy of reciprocity, a State racing authority's denial of privileges to a person in its State operates to deny such privilege to such person in any other State until the denial has been removed by the original authority.

Florida was represented at the National meeting of the Association by Chairman Curtis Haggard and Mrs. Haggard, Commission Attorney Walter E. Dence and Chief Chemist Elsie S. Bellows. It is felt that the contacts established there will prove to be of inestimable value in the work of this Commission.

At this convention, Dr. Haggard was elected to serve as Treasurer of the National Association of State Racing Commissioners.

MISCELLANEOUS

The Racing Commission has requested all Associations to install mechanical mutuel machines, and next year all tracks will have this type of equipment in operation. It is believed that this splendid cooperation on the part of the several operators will prove to be a real advancement in Florida's racing program. It should make for greater confidence on the part of the public and result in a marked increase in the pari-mutual play.

ADMINISTRATION

The Commission maintains an efficient office at 911 Security Building, Miami Florida. The able and faithful staff has been directed since 1941 by a recognized authority in the field of racing, Mr. Robert Kelly, Supervisor of Racing.

Since 1943 the auditing, accounting, statistical and reporting functions of the Commission have been supervised by Mr. Irving Harrington, Office Auditor.

We wish to commend and express our appreciation not only to the above named persons, but to all those employed by the Commission to carry out its mandates and functions. These include Mrs. Inez Martin, Office Secretary; Mrs. Margaret Fincher, Secretary; Mrs. Myrtis Turner, License Clerk and Stenographer; Mrs. Jessie Flegal, Payroll Clerk and Stenographer; Mrs. Ann Gordon, Comptometer Operator, and Mrs. Dorothy Griffin, Secretary to the Investigator.

Others not previously mentioned, who have represented the Commission well are Dr. C. E. Dee, Chief Veterinarian, the State Stewards at the horse tracks, Mark L. Erwin and John V. Pons, and N. H. Nicholson, State Steward at the new harness track.

CONCLUSION

The racing industry in Florida maintains a strong financial position and continues to improve and develop its facilities for entertaining the increasing thousands of people who participate in this type of sports activity each year, in summer as well as in winter.

In addition to furnishing a major source of revenue to our State with very little imposition on its citizens, racing has a marked effect on the economy of Florida as the result of business that is generated by the many people connected with the industry and the visitors which it attracts.

Your Commission is striving to foster principals that are for the best interest of racing by being just and fair in the exercise of our

authority in the supervision of those participating in the sport, and in protecting the public and the State from the damage that results from illegal practices.

We sincerely solicit the suggestions and criticisms of those interested in racing and welcome the expression of opinions at the meetings of the Commission.

The individual members of the Commission wish to express our appreciation for the confidence and trust you have placed in us to administer racing and we pledge to you and the people of the State our loyalty and sincere best efforts.

Respectfully,

CURTIS A. HAGGARD, *Chairman*

JOE K. HAYS, *Member*

ROBERT KLOEPPPEL, JR., *Member*

J. D. JOHNSON, *Member*

J. WESLEY FLY, *Secretary*

EXHIBIT "A"

FLORIDA STATE RACING COMMISSION
PAID ATTENDANCE, PAIR-MUTUEL HANDLE, STATE
REVENUE

SEASON 1931-1932 THRU SEASON 1952-1953

SEASONS	NO. OF RACING DAYS	ATTENDANCE TOTAL	TOTAL PARI-MUTUEL HANDLE	TOTAL STATE REVENUE
1931-1932	462	1,157,161	\$ 17,365,424.00	\$ 737,300.70
1932-1933	550	1,281,017	19,146,938.00	763,877.09
1933-1934	609	1,591,024	27,549,567.00	1,072,364.22
1934-1935	775	2,024,636	36,577,493.00	1,401,176.87
1935-1936	906	1,854,292	38,826,132.00	1,436,957.07
1936-1937	1,029	2,330,964	50,121,647.00	1,838,338.53
1937-1938	1,053	2,401,367	54,047,114.00	1,969,740.68
1938-1939	1,025	2,373,271	55,272,416.00	2,000,758.63
1939-1940	1,057	2,517,436	64,388,377.00	2,302,834.13
1940-1941	902	2,695,464	68,280,202.00	2,436,374.09
1941-1942	972	2,195,080	63,601,585.00	4,392,861.86
1942-1943	734	854,256	26,658,646.00	1,066,087.70
1943-1944	982	2,458,933	109,561,969.00	6,824,272.72
1944-1945	333	945,341	35,171,557.00	2,007,853.08
1945-1946	1,442	4,448,084	211,571,289.00	15,554,033.94
1946-1947	1,298	4,444,543	194,710,333.00	14,680,730.51
1947-1948	1,318	4,344,479	180,647,561.00	13,542,407.27
1948-1949	1,404	4,641,038	178,171,736.00	13,222,461.84
1949-1950	1,377	4,539,742	178,842,858.00	13,101,521.89
1950-1951	1,378	4,643,293	204,385,597.00	14,997,486.10
1951-1952	1,432	5,279,674	248,728,380.00	18,090,497.77
1952-1953	1,549	5,732,369	272,696,059.00	19,734,513.61
TOTALS	22,587	64,753,464	\$2,336,322,880.00	\$153,174,450.30

DISTRIBUTION OF STATE REVENUE:

To Counties	\$ 73,448,535.31
To Old Age Assistance.....	72,161,377.86
To State General Fund.....	2,662,516.51
Operating Expenses	4,723,082.57
Cash on Hand and in Transit as of June 30, 1953.....	178,938.05
TOTAL	\$153,174,450.30

EXHIBIT "B"

FLORIDA STATE RACING COMMISSION
STATEMENT

RECEIPTS AND DISBURSEMENTS

JULY 1, 1952 TO JUNE 30, 1953, INCLUSIVE

RECEIPTS

Admission Tax:

Dog Tracks	\$ 371,840.41
Jai-Alai Fronton	34,858.50
Horse Tracks	347,434.17

TOTAL	\$ 754,133.08
-------------	---------------

Commission on Pari-Mutuel Sales:

Dog Tracks 3%	\$3,502,659.42
Dog Tracks 2%	2,335,106.28
Dog Tracks Breakage	385,860.38
Jai-Alai Fronton 3%	173,317.32
Jai-Alai Fronton 2%	115,544.88
Jai-Alai Breakage	15,650.48
Horse Tracks 3%	4,251,740.97
Horse Tracks Flat Rate instead of 3%	150,000.00
Horse Tracks 2% and 5%	7,063,460.57
Horse Tracks Flat Rate instead of 5%	50,000.00
Horse Tracks Breakage	869,732.48

TOTAL	\$18,913,072.78
-------------	-----------------

TOTAL Admission Tax and Commission.....	\$19,667,205.86
---	-----------------

Occupational Licenses	\$ 56,781.25
Greyhound Registrations	5,410.00
Assumed Name Registrations	2,380.00
Color Registrations	1,293.00
Miscellaneous Receipts	1,443.50

TOTAL	\$ 67,307.75
-------------	--------------

TOTAL Receipts for Current Season.....	\$19,734,513.61
--	-----------------

Balance on Hand July 1, 1952 as follows:

State Racing Commission Account	\$ 98,779.73
Remittances in Transit as of 6-30-52	60,439.66

TOTAL Available and to be accounted for	\$19,893,733.00
---	-----------------

Exhibit "B" (Continued)
 FLORIDA STATE RACING COMMISSION
 DISBURSEMENTS

JULY 1 1952 TO JUNE 30, 1953, INCLUSIVE

Salaries:

Commissioners	\$	13,680.00	
Commission Attorney		3,000.00	
			\$ 16,680.00

General Office	\$	41,750.98	
Laboratory		19,979.00	
			\$ 61,729.98

Track Supervision:

Dog Racing Associations	\$	160,813.50	
Jai-Alai Fronton		10,823.00	
Horse Racing Associations		78,253.34	
			\$ 249,889.84

TOTAL SALARIES	\$	328,299.82	
----------------------	----	------------	--

Traveling Expenses:

Commissioners	\$	6,202.11	
Commission Attorney		1,346.38	
Employees		3,033.54	
			\$ 10,582.03

Miscellaneous Expenses:

Association Dues	\$	300.00
Bond Premiums		408.61
Fingerprinting and Photographing.....		5,122.45
Freight, Express and Drayage		833.23
Incidental Expense		78.95
Insurance		1,388.96
Judges Fees, Occupational Licenses.....		2,746.75
Laboratory Supplies		4,737.17
Laboratory Equipment		1,763.65
Legal Hearings, Court Reporting, etc.		609.11
Photostatic and Blue Printing		144.30
Office Furniture and Equipment		10,425.79
Postage		1,803.08
Rental—Miami Office		4,655.25
Rental—Laboratory		1,140.00
Rental of Equipment		263.50
Repairs to Furniture and Equipment		280.80

Repairs to Laboratory Equipment	125.75	
Repairs to Office and Painting	265.01	
Printing and Binding	4,851.55	
Stationary and Office Supplies	2,445.49	
Telephone	5,285.74	
Telegraph	271.78	
		<hr/>
TOTAL Miscellaneous Disbursements		\$ 49,946.92
		<hr/>
TOTAL Disbursed by Commission.....		\$ 388,828.77
		<hr/>
Disbursed to Counties		8,227,600.00
To State Fund Chapter 20890 Acts of 1941		259,818.33
To General Revenue, Acts of 1949.....		10,838,547.85
		<hr/>
GRAND TOTAL DISBURSEMENTS		\$19,714,794.95
		<hr/>
Balance on Hand State Racing Com- mission Account (June 30, 1953)		126,521.75
Remittance in Transit from Dog Track (June 30, 1953)		52,416.30
		<hr/>
TOTAL ACCOUNTED FOR		\$19,893,733.00
		<hr/> <hr/>

STATE OF TEXAS
COUNTY OF [illegible]

[illegible]	[illegible]	[illegible]	[illegible]	[illegible]
A	[illegible]	[illegible]	[illegible]	[illegible]
2	[illegible]	[illegible]	[illegible]	[illegible]
3	[illegible]	[illegible]	[illegible]	[illegible]
2	[illegible]	[illegible]	[illegible]	[illegible]
4	[illegible]	[illegible]	[illegible]	[illegible]
4	[illegible]	[illegible]	[illegible]	[illegible]
1	[illegible]	[illegible]	[illegible]	[illegible]
3	[illegible]	[illegible]	[illegible]	[illegible]
2	[illegible]	[illegible]	[illegible]	[illegible]
1	[illegible]	[illegible]	[illegible]	[illegible]
1	[illegible]	[illegible]	[illegible]	[illegible]
4	[illegible]	[illegible]	[illegible]	[illegible]
5	[illegible]	[illegible]	[illegible]	[illegible]
3.0	[illegible]	[illegible]	[illegible]	[illegible]
3.3	[illegible]	[illegible]	[illegible]	[illegible]
3	[illegible]	[illegible]	[illegible]	[illegible]
3.7	[illegible]	[illegible]	[illegible]	[illegible]
4	[illegible]	[illegible]	[illegible]	[illegible]
6	[illegible]	[illegible]	[illegible]	[illegible]
3	[illegible]	[illegible]	[illegible]	[illegible]
1.5	[illegible]	[illegible]	[illegible]	[illegible]
5.2	[illegible]	[illegible]	[illegible]	[illegible]

In
coll
Sch
The

EXHIBIT "C"
FLORIDA STATE RACING COMMISSION
COMPARATIVE DATA

1951-1952 SEASON

1952-1953 SEASON

Attendance	Pari-Mutuel Sales	Tax on Attendance	3% Comm. on Pari-Mutuel Sales	2% Comm. on Pari-Mutuel Sales	State Revenue From Breaks	Total State Revenue	Track Comm. on Pari-Mutuel Sales	Track Revenue From Breaks	Distributed to Public	No. Racing Days	SOURCES OF RACING REVENUE	No. Racing Days	Attendance	Pari-Mutuel Sales	Tax on Attendance	3% Comm. on Pari-Mutuel Sales	2% Comm. on Pari-Mutuel Sales	State Revenue From Breaks	
GREYHOUND RACING ASSOCIATIONS																			
SUMMER SEASON																			
80,524	\$ 2,554,326.00	\$ 8,052.40	\$ 38,579.58	\$ 25,719.72	\$ 8,689.97	\$ 81,041.67	\$ 369,936.12	\$ 8,689.41	\$ 2,102,711.20	103	—Pensacola Kennel Club, Inc.—	91	83,804	\$ 2,813,136.00	\$ 8,380.40	\$ 84,394.08	\$ 56,262.72	\$ 9,390.00	
239,817	7,254,115.00	23,981.70	217,623.45	145,082.30	24,721.22	411,408.67	870,493.80	24,720.73	5,971,473.50	89	—Volusia County Kennel Club, Inc.—	90	259,438	8,772,792.00	25,943.80	263,183.76	175,455.84	29,460.00	
320,341	\$ 9,808,441.00	\$ 32,034.10	\$ 256,203.03	\$ 170,802.02	\$ 33,411.19	\$ 492,450.34	\$ 1,240,429.92	\$ 33,410.14	\$ 8,074,184.70	192	—TOTAL SUMMER SEASON—	181	343,242	\$ 11,585,928.00	\$ 34,324.20	\$ 347,577.84	\$ 231,718.56	\$ 38,850.00	
WINTER SEASON																			
201,569	\$ 7,242,970.00	\$ 20,156.90	\$ 217,289.10	\$ 144,859.40	\$ 23,120.69	\$ 405,426.09	\$ 869,156.40	\$ 23,120.31	\$ 5,965,424.10	90	—Associated Out-Door Clubs, Inc.—	90	208,562	\$ 7,560,686.00	\$ 20,856.20	\$ 226,820.58	\$ 151,213.72	\$ 24,290.00	
482,526	15,174,718.00	48,252.60	455,241.54	303,494.36	54,232.30	861,220.80	1,820,966.16	54,231.84	12,486,551.80	90	—Biscayne Kennel Club, Inc.—	90	524,334	16,699,800.00	52,433.40	500,994.00	333,996.00	55,630.00	
421,912	11,937,330.00	42,191.20	358,119.90	238,746.60	41,619.90	680,677.60	1,432,479.60	41,619.50	9,824,744.50	90	—Broward County Kennel Club, Inc.—	90	445,498	13,220,905.00	44,549.80	396,627.15	264,418.10	44,320.00	
120,227	4,344,460.00	12,022.70	130,333.80	86,889.20	13,452.80	242,698.50	521,335.20	13,452.40	3,578,996.60	90	—Jacksonville Kennel Club, Inc.—	89	117,592	4,429,777.00	11,759.20	132,893.31	88,595.54	12,530.00	
397,496	11,967,819.00	39,749.60	359,034.57	239,356.38	34,481.42	672,621.97	1,436,138.28	34,481.05	9,864,327.30	90	—Key West Kennel Club, Inc.—	90	56,240	1,511,077.00	5,624.00	45,332.31	30,221.54	5,570.00	
74,831	2,826,443.00	7,483.10	84,793.29	56,528.86	8,401.22	157,206.47	339,173.16	8,400.77	2,329,145.70	74	—Miami Beach Kennel Club, Inc.—	90	413,600	12,647,070.00	41,360.00	379,412.10	252,941.40	36,500.00	
239,103	6,811,334.00	27,219.36	204,340.02	136,226.68	25,134.82	392,920.88	817,360.08	25,134.30	5,603,138.10	90	—Orange Park Kennel Club, Inc.—	85	88,095	3,643,576.00	8,809.50	109,307.28	72,871.52	11,000.00	
109,331	3,471,957.00	10,933.10	104,158.71	69,439.14	11,691.52	196,222.47	416,634.84	11,691.09	2,858,341.70	90	—Palm Beach Kennel Club, Inc.—	90	266,439	7,939,943.00	30,104.01	238,198.29	158,798.86	28,550.00	
100,210	4,299,482.00	10,021.00	128,984.46	85,989.64	13,350.20	238,345.30	515,937.84	13,349.66	3,541,870.20	79	—Sanford-Orlando Kennel Club, Inc.—	90	117,893	3,804,793.00	11,789.30	114,143.79	76,095.86	13,560.00	
420,486	12,143,309.00	42,048.60	364,299.27	242,866.18	43,673.60	692,887.65	1,457,197.08	43,673.07	9,991,599.80	90	—Sarasota Kennel Club, Inc.—	79	108,838	5,001,262.00	10,883.80	150,037.86	100,025.24	16,000.00	
504,586	13,448,332.00	50,458.60	403,449.96	268,966.64	48,425.32	771,300.52	1,613,799.84	48,424.84	11,065,265.40	90	—St. Petersburg Kennel Club, Inc.—	90	459,419	13,973,272.00	45,941.90	419,198.16	279,465.44	47,880.00	
3,072,277	\$ 93,668,154.00	\$ 310,536.76	\$ 2,810,044.62	\$ 1,873,363.08	\$ 317,583.79	\$ 5,311,528.25	\$ 11,240,178.48	\$ 317,578.83	\$ 77,109,405.20	963	—TOTAL WINTER SEASON—	1,063	3,340,561	\$ 105,169,386.00	\$ 337,516.21	\$ 3,155,081.58	\$ 2,103,387.72	\$ 346,990.00	
TOTAL GREYHOUND TRACKS																			
3,392,618	\$ 103,476,595.00	\$ 342,570.86	\$ 3,066,247.65	\$ 2,044,165.10	\$ 350,994.98	\$ 5,803,978.59	\$ 12,480,608.40	\$ 350,988.97	\$ 85,183,589.90	1,155	—Summer and Winter Seasons—	1,244	3,683,803	\$ 116,755,314.00	\$ 371,840.41	\$ 3,502,659.42	\$ 2,335,106.28	\$ 385,860.00	
335,387	\$ 5,118,272.00	\$ 33,538.70	\$ 153,548.16	\$ 102,365.44	\$ 15,246.59	\$ 304,698.89	\$ 614,192.64	\$ 15,246.07	\$ 4,217,673.10	100	—JAI-ALAI FRONTON—	100	348,585	\$ 5,777,244.00	\$ 34,858.50	\$ 173,317.32	\$ 115,544.88	\$ 15,650.00	
TOTAL GREYHOUND TRACKS and FRONTON																			
3,728,005	\$ 108,594,867.00	\$ 376,109.56	\$ 3,219,795.81	\$ 2,146,530.54	\$ 366,241.57	\$ 6,108,677.48	\$ 13,094,801.04	\$ 366,235.04	\$ 89,401,263.00	1,255	—TOTAL GREYHOUND TRACKS and FRONTON—	1,344	4,032,388	\$ 122,532,558.00	\$ 406,698.91	\$ 3,675,976.74	\$ 2,450,651.16	\$ 401,510.00	
HORSE RACING ASSOCIATIONS																			
462,042	\$ 42,570,013.00	\$ 104,296.58	\$ 1,277,100.39	\$ 2,128,500.65	\$ 240,637.85	\$ 3,750,535.47	\$ 2,979,900.91	\$ 35,943,873.20	40	Gulfstream Park Racing Ass'n, Inc.	40	477,073	\$ 46,306,670.00	\$ 117,570.36	\$ 1,389,200.10	\$ 2,315,333.50	\$ 281,430.00		
678,745	60,637,049.00	134,583.34	1,819,111.47	3,031,852.45	347,880.80	5,333,428.06	4,244,593.43	51,193,610.85	40	—Hialeah Race Course, Inc.—	40	701,157	62,084,596.00	138,606.54	1,862,537.88	3,104,229.80	342,860.00		
85,368	7,688,912.00	10,695.50	144,000.00	48,000.00	52,169.55	254,865.05	961,336.80	6,483,405.65	48	—Ponce de Leon Raceway, Inc. (Harness)	35	40,926	759,146.00	5,028.69	22,774.38	* 15,182.92	5,310.00		
325,514	29,237,539.00	67,528.01	877,126.17	1,461,876.95	176,510.50	2,583,041.63	2,046,627.73	24,675,397.65	40	—Sunshine Park Racing Ass'n, Inc.—	50	128,827	8,438,802.00	16,252.60	150,000.00	* 50,000.00	59,130.00		
1,551,669	\$ 140,133,513.00	\$ 317,103.43	\$ 4,117,338.03	\$ 6,670,230.05	\$ 817,198.70	\$ 11,921,870.21	\$ 10,232,458.87	\$ 118,296,287.35	168	—Tropical-Gables Association, Inc.—	40	351,998	32,574,287.00	69,975.98	977,228.61	1,628,714.35	180,980.00		
5,279,674	\$ 248,728,380.00	\$ 693,212.99	\$ 7,337,133.84	\$ 8,816,760.59	\$ 1,183,440.27	\$ 18,030,547.69	\$ 23,327,259.91	\$ 366,235.04	\$ 207,697,550.35	1,423	—TOTAL HORSE TRACKS—	205	1,699,981	\$ 150,163,501.00	\$ 347,434.17	\$ 4,401,740.97	\$ 7,113,460.57	\$ 869,730.00	
TOTAL ALL TRACKS																			
5,279,674	\$ 248,728,380.00	\$ 693,212.99	\$ 7,337,133.84	\$ 8,816,760.59	\$ 1,183,440.27	\$ 18,030,547.69	\$ 23,327,259.91	\$ 366,235.04	\$ 207,697,550.35	1,423	—TOTAL ALL TRACKS—	1,549	5,732,369	\$ 272,696,059.00	\$ 754,133.08	\$ 8,077,717.71	\$ 9,564,111.73	\$ 1,271,240.00	
										<p style="text-align: center;">OTHER INCOME</p> <ul style="list-style-type: none"> Occupational Licenses Greyhound Registrations Assumed Name Registrations Color Registrations Miscellaneous Income <p style="text-align: center;">TOTAL OTHER INCOME</p> <p style="text-align: center;">GRAND TOTAL RECEIPTS</p>									
										<p style="text-align: center;">\$ 49,545.00</p> <p style="text-align: center;">5,400.00</p> <p style="text-align: center;">2,300.00</p> <p style="text-align: center;">1,256.00</p> <p style="text-align: center;">1,449.08</p> <hr/> <p style="text-align: center;">\$ 59,950.08</p> <hr/> <p style="text-align: center;"><u>\$18,090,497.77</u></p>									

In addition to total receipts, we collected \$239,147.74 for Racing Scholarship Fund administered by The State Board of Control.

EXHIBIT "C"
FLORIDA STATE RACING COMMISSION
COMPARATIVE DATA

52 SEASON

1952-1953 SEASON

State Revenue From Breaks	Total State Revenue	Track Comm. on Pari-Mutuel Sales	Track Revenue From Breaks	Distributed to Public	No. Racing Days	SOURCES OF RACING REVENUE	No. Racing Days	Attendance	Pari-Mutuel Sales	Tax on Attendance	3% Comm. on Pari-Mutuel Sales	2% Comm. on Pari-Mutuel Sales	State Revenue From Breaks	Total State Revenue	Track Comm. on Pari-Mutuel Sales	Track Revenue From Breaks	Distributed to Public		
GREYHOUND RACING ASSOCIATIONS																			
SUMMER SEASON																			
8,689.97	\$ 81,041.67	\$ 369,936.12	\$ 8,689.41	\$ 2,102,711.20	103	—Pensacola Kennel Club, Inc.—	91	83,804	\$ 2,813,136.00	\$ 8,380.40	\$ 84,394.08	\$ 56,262.72	\$ 9,398.60	\$ 158,435.80	\$ 337,576.32	\$ 9,398.18	\$ 2,316,106.10		
24,721.22	411,408.67	870,493.80	24,720.73	5,971,473.50	89	—Volusia County Kennel Club, Inc.—	90	259,438	8,772,792.00	25,943.80	263,183.76	175,455.84	29,469.71	494,053.11	1,052,735.04	29,469.15	7,222,478.50		
33,411.19	\$ 492,450.34	\$ 1,240,429.92	\$ 33,410.14	\$ 8,074,184.70	192	—TOTAL SUMMER SEASON—	181	343,242	\$ 11,585,928.00	\$ 34,324.20	\$ 347,577.84	\$ 231,718.56	\$ 38,868.31	\$ 652,488.91	\$ 1,390,311.36	\$ 38,867.33	\$ 9,538,584.60		
WINTER SEASON																			
23,120.69	\$ 405,426.09	\$ 869,156.40	\$ 23,120.31	\$ 5,965,424.10	90	—Associated Out-Door Clubs, Inc.—	90	208,562	\$ 7,560,686.00	\$ 20,856.20	\$ 226,820.58	\$ 151,213.72	\$ 24,299.34	\$ 423,189.84	\$ 907,282.32	\$ 24,298.74	\$ 6,226,771.30		
54,232.30	861,220.80	1,820,966.16	54,231.84	12,486,551.80	90	—Biscayne Kennel Club, Inc.—	90	524,334	16,699,800.00	52,433.40	500,994.00	333,996.00	55,639.03	943,062.43	2,003,976.00	55,638.57	13,749,556.40		
41,619.90	680,677.60	1,432,479.60	41,619.50	9,824,744.50	90	—Broward County Kennel Club, Inc.—	90	445,498	13,220,905.00	44,549.80	396,627.15	264,418.10	44,327.36	749,922.41	1,586,508.60	44,326.99	10,884,696.80		
13,452.80	242,698.50	521,335.20	13,452.40	3,578,996.60	90	—Jacksonville Kennel Club, Inc.—	89	117,592	4,429,777.00	11,759.20	132,893.31	88,595.54	12,536.30	245,784.35	531,573.24	12,535.91	3,651,642.70		
						—Key West Kennel Club, Inc.—	90	56,240	1,511,077.00	5,624.00	45,332.31	30,221.54	5,576.62	86,754.47	181,329.24	5,576.09	1,243,041.20		
34,481.42	672,621.97	1,436,138.28	34,481.05	9,864,327.30	90	—Miami Beach Kennel Club, Inc.—	90	413,600	12,647,070.00	41,360.00	379,412.10	252,941.40	36,504.47	710,217.97	1,517,648.40	36,504.03	10,424,059.60		
8,401.22	157,206.47	339,173.16	8,400.77	2,329,145.70	74	—Orange Park Kennel Club, Inc.—	85	88,095	3,643,576.00	8,809.50	109,307.28	72,871.52	11,013.29	202,001.59	437,229.12	11,012.89	3,002,141.90		
25,134.82	392,920.88	817,360.08	25,134.30	5,603,138.10	90	—Palm Beach Kennel Club, Inc.—	90	266,439	7,939,943.00	30,104.01	238,198.29	158,798.86	28,552.97	455,654.13	952,793.16	28,552.52	6,533,047.20		
11,691.52	196,222.47	416,634.84	11,691.09	2,858,341.70	90	—Sanford-Orlando Kennel Club, Inc.—	90	117,893	3,804,793.00	11,789.30	114,143.79	76,095.86	13,568.15	215,597.10	456,575.16	13,567.74	3,130,842.30		
13,350.20	238,345.30	515,937.84	13,349.66	3,541,870.20	79	—Sarasota Kennel Club, Inc.—	79	108,838	5,001,262.00	10,883.80	150,037.86	100,025.24	16,000.18	276,947.08	600,151.44	15,999.78	4,119,047.50		
43,673.60	692,887.65	1,457,197.08	43,673.07	9,991,599.80	90	—St. Petersburg Kennel Club, Inc.—	90	459,419	13,973,272.00	45,941.90	419,198.16	279,465.44	47,885.26	792,490.76	1,676,792.64	47,884.70	11,502,045.80		
48,425.32	771,300.52	1,613,799.84	48,424.84	11,065,265.40	90	—West Flagler Kennel Club, Inc.—	90	534,051	14,737,225.00	53,405.10	442,116.75	294,744.50	51,089.10	841,355.45	1,768,467.00	51,088.65	12,129,719.00		
317,583.79	\$ 5,311,528.25	\$ 11,240,178.48	\$ 317,578.83	\$ 77,109,405.20	963	—TOTAL WINTER SEASON—	1,063	3,340,561	\$ 105,169,386.00	\$ 337,516.21	\$ 3,155,081.58	\$ 2,103,387.72	\$ 346,992.07	\$ 5,942,977.58	\$ 12,620,326.32	\$ 346,986.61	\$ 86,596,611.70		
TOTAL GREYHOUND TRACKS																			
350,994.98	\$ 5,803,978.59	\$ 12,480,608.40	\$ 350,988.97	\$ 85,183,589.90	1,155	—Summer and Winter Seasons—	1,244	3,683,803	\$ 116,755,314.00	\$ 371,840.41	\$ 3,502,659.42	\$ 2,335,106.28	\$ 385,860.38	\$ 6,595,466.49	\$ 14,010,637.68	\$ 385,853.94	\$ 96,135,196.30		
15,246.59	\$ 304,698.89	\$ 614,192.64	\$ 15,246.07	\$ 4,217,673.10	100	—JAI-ALAI FRONTON—	100	348,585	\$ 5,777,244.00	\$ 34,858.50	\$ 173,317.32	\$ 115,544.88	\$ 15,650.48	\$ 339,371.18	\$ 693,269.28	\$ 15,650.04	\$ 4,763,812.00		
TOTAL GREYHOUND TRACKS and FRONTON																			
366,241.57	\$ 6,108,677.48	\$ 13,094,801.04	\$ 366,235.04	\$ 89,401,263.00	1,255		1,344	4,032,388	\$ 122,532,558.00	\$ 406,698.91	\$ 3,675,976.74	\$ 2,450,651.16	\$ 401,510.86	\$ 6,934,837.67	\$ 14,703,906.96	\$ 401,503.98	\$ 100,899,008.30		
HORSE RACING ASSOCIATIONS																			
240,637.85	\$ 3,750,535.47	\$ 2,979,900.91	\$ 35,943,873.20		40	Gulfstream Park Racing Ass'n, Inc.	40	477,073	\$ 46,306,670.00	\$ 117,570.36	\$ 1,389,200.10	\$ 2,315,333.50	\$ 281,439.10	\$ 4,103,543.06	\$ 3,241,466.90		\$ 39,079,230.40		
347,880.80	5,333,428.06	4,244,593.43	51,193,610.85		40	—Hialeah Race Course, Inc.—	40	701,157	62,084,596.00	138,606.54	1,862,537.88	3,104,229.80	342,860.65	5,448,234.87	4,345,921.72		52,429,045.95		
						—Ponce de Leon Raceway, Inc. (Harness)	35	40,926	759,146.00	5,028.69	22,774.38	* 15,182.92	5,313.78	48,299.77	91,097.52	\$ 5,313.60	619,463.80		
52,169.55	254,865.05	961,336.80	6,483,405.65		48	—Sunshine Park Racing Ass'n, Inc.—	50	128,827	8,438,802.00	16,252.60	150,000.00	* 50,000.00	59,135.35	275,387.95	1,065,820.30		7,113,846.35		
176,510.50	2,583,041.63	2,046,627.73	24,675,397.65		40	—Tropical-Gables Association, Inc.—	40	351,998	32,574,287.00	69,975.98	977,228.61	1,628,714.35	180,983.60	2,856,902.54	2,280,200.09		27,507,160.35		
817,198.70	\$ 11,921,870.21	\$ 10,232,458.87	\$ 118,296,287.35		168	—TOTAL HORSE TRACKS—	205	1,699,981	\$ 150,163,501.00	\$ 347,434.17	\$ 4,401,740.97	\$ 7,113,460.57	\$ 869,732.48	\$ 12,732,368.19	\$ 11,024,506.53	\$ 5,313.60	\$ 126,748,746.85		
1,183,440.27	\$ 18,030,547.69	\$ 23,327,259.91	\$ 366,235.04	\$ 207,697,550.35	1,423	—TOTAL ALL TRACKS—	1,549	5,732,369	\$ 272,696,059.00	\$ 754,133.08	\$ 8,077,717.71	\$ 9,564,111.73	\$ 1,271,243.34	\$ 19,667,205.86	\$ 25,728,413.49	\$ 406,817.58	\$ 227,647,755.15		
\$ 49,545.00						OTHER INCOME												\$ 56,781.25	
5,400.00						Occupational Licenses											5,410.00		
2,300.00						Greyhound Registrations											2,380.00		
1,256.00						Assumed Name Registrations											1,293.00		
1,449.08						Color Registrations											1,443.50		
						Miscellaneous Income													
\$ 59,950.08						TOTAL OTHER INCOME											\$ 67,307.75		
\$ 18,090,497.77						GRAND TOTAL RECEIPTS											\$ 19,734,513.61		

In addition to total receipts, we collected \$232,907.36 for Racing Scholarship Fund administered by The State Board of Control.

*Instead of 5% Comm., 2% Comm. was deducted at Ponce de Leon Raceway and a Flat Rate was deducted at Sunshine Park Racing Ass'n.

STATE OF NEW YORK

IN SENATE,
January 15, 1911.


REPORT OF THE
COMMISSIONERS OF THE LAND OFFICE,
IN ANSWER TO A RESOLUTION PASSED BY THE SENATE
MAY 15, 1908.

ALBANY:
J. B. LIPPINCOTT & COMPANY,
PRINTERS,
1911.

THE STATE OF NEW YORK,
COUNTY OF ALBANY,
I, the undersigned, Clerk of the Senate,
do hereby certify that the foregoing is a true and correct
copy of the report of the Commissioners of the Land Office,
in answer to a resolution passed by the Senate May 15, 1908.

IN WITNESS WHEREOF, I have hereunto set my hand and
the seal of the Senate at Albany, New York, this 15th day
of January, 1911.

CLERK OF THE SENATE.



ASSOCIATED OUTDOOR CLUBS, INC.

Tampa, Florida

Officers

WM. H. JOHNSTON, *President and Managing Director*

1090 Arbor Lane
Jacksonville, Florida

E. A. ROULEAU, *Vice-President
and General Manager*
3510 San Jose
Tampa, Florida

HARRY J. HATER, *Treasurer*
c/o Aluminum Industries, Inc.
Cincinnati, Ohio

R. J. HART, *Secretary*
617 University Drive
Coral Gables, Florida

Directors

L. D. AULT
HARRY J. HATER

WM. H. JOHNSTON
R. J. HART
WALTER IBOLD

E. A. ROULEAU
ROBERT E. HATER

ASSOCIATED OUT-DOOR CLUBS, INC.

90 Racing Days—November 14, 1952 to February 28, 1953, Incl.—99 Performances

Pari-Mutuel Handle	\$ 7,560,686.00
Average Performance	76,370.57
Average Wager per Capita	36.25

Total Attendance	208,562
Average Performance Attendance	2,107

STATE REVENUE

3% of P-M Handle	\$ 226,820.58
2% of P-M Handle	151,213.72
50% of Breaks	24,299.34
Admission Tax	20,856.20

TRACK REVENUE FROM P-M HANDLE

12% of P-M Handle	\$ 907,282.32
50% of Breaks	24,298.74
	<u>\$ 931,581.06</u>

\$ 423,189.84

Distributed to Public (82.36%)	\$ 6,226,771.30
Percentage of Daily Double to Total Pool.....	10.49%
Percentage of Quiniela to Total Pool.....	61.06%
Percentage of Breaks to Total Pool.....	0.64%

Occupational Licenses	2,237.25
Assumed Names	40.00
Total State Revenue	<u>\$ 425,467.09</u>

21

Pool Classification	Amount Wagered	\$5.00 Wagers		\$2.00 Wagers	
		Number	Amount	Number	Amount
Daily Double	\$ 793,164.00			396,582	\$ 793,164.00
Quiniela	4,616,258.00			2,308,129	4,616,258.00
Straight	970,191.00	66,239	\$ 331,195.00	319,498	638,996.00
Place	628,294.00	29,978	149,890.00	239,202	478,404.00
Show	552,779.00	17,833	89,165.00	231,807	463,614.00
TOTAL	\$ 7,560,686.00	114,050	\$ 570,250.00	3,495,218	\$6,990,436.00

The Attendance of 1,641 and Pari-Mutuel Handle of \$63,159.00 for Scholarship Fund Day, Jan. 13, 1953, not included in above.

BISCAYNE KENNEL CLUB, INC.

First National Bank Building

Miami, Florida

Officers

T. R. KNIGHT, *President and Treasurer*

El Comodoro Hotel

Miami, Florida

JOHN C. KNIGHT, *Vice-President*

2457 S. W. Fifth Street

Miami, Florida

JAS. C. KNIGHT, *Secretary*

El Comodoro Hotel

Miami Florida

Directors

T. R. KNIGHT

JOHN C. KNIGHT

THOMAS C. GRAY

J. H. ADAMS

BISCAYNE KENNEL CLUB, INC.

45 Racing Days—November 14, 1952 to January 5, 1953, Incl.—45 Performances

Pari-Mutuel Handle\$ 8,087,281.00
 Average Performance 179,717.33
 Average Wager per Capita 31.04

Total Attendance 260,583
 Average Performance Attendance 5,791

STATE REVENUE

3% of P-M Handle\$ 242,618.43
 2% of P-M Handle 161,745.62
 50% of Breaks 29,012.70
 Admission Tax 26,058.30
 \$ 459,435.05

TRACK REVENUE FROM P-M HANDLE

12% of P-M Handle\$ 970,473.72
 50% of Break 29,012.43
 \$ 999,486.15

Occupational Licenses 2,367.00
 Assumed Names 60.00
 Total State Revenue\$ 461,862.05

Distributed to Public (82.28%)\$ 6,654,418.10
 Percentage of Daily Double to Total Pool..... 5.12%
 Percentage of Quiniela to Total Pool..... 53.19%
 Percentage of Breaks to Total Pool..... 0.72%

23

Pool Classification	Amount Wagered	\$10.00 Wagers		\$5.00 Wagers		\$2.00 Wagers	
		Number	Amount	Number	Amount	Number	Amount
Daily Double	\$ 414,184.00					207,092	\$ 414,184.00
Quiniela	4,301,902.00					2,150,951	4,301,902.00
Straight	2,016,279.00	54,214	\$ 542,140.00	143,903	\$ 719,515.00	377,312	754,624.00
Place	694,682.00			46,598	232,990.00	230,846	461,692.00
Show	660,234.00			38,258	191,290.00	234,472	468,944.00
TOTAL	\$ 8,087,281.00	54,214	\$ 542,140.00	228,759	\$1,143,795.00	3,200,673	\$6,401,346.00

BISCAYNE KENNEL CLUB, INC.

45 Racing Days—April 10, 1953 to June 2, 1953, Incl.—45 Performances

Pari-Mutuel Handle	\$ 8,612,519.00
Average Performance	191,389.31
Average Wager per Capita	32.65

Total Attendance	263,751
Average Performance Attendance	5,861

STATE REVENUE

3% of P-M Handle	\$ 258,375.57
2% of P-M Handle	172,250.38
50% of Breaks	26,626.33
Admission Tax	26,375.10
	<u>\$ 483,627.38</u>

TRACK REVENUE FROM P-M HANDLE

12% of P-M Handle	\$ 1,033,502.28
50% of Breaks	26,626.14
	<u>\$ 1,060,128.42</u>

24

Occupational Licenses	131.25
Total State Revenue	<u>\$ 483,758.63</u>

Distributed to Public (82.38%)	\$ 7,095,138.30
Percentage of Daily Double to Total Pool.....	5.70%
Percentage of Quiniela to Total Pool.....	57.78%
Percentage of Breaks to Total Pool.....	0.62%

Pool Classification	Amount Wagered	\$10.00 Wagers		\$5.00 Wagers		\$2.00 Wagers	
		Number	Amount	Number	Amount	Number	Amount
Daily Double	\$ 490,748.00					245,374	\$ 490,748.00
Quiniela	4,976,306.00					2,488,153	4,976,306.00
Straight	1,900,306.00	67,206	\$ 672,060.00	105,634	\$ 528,170.00	350,038	700,076.00
Place	652,775.00			37,559	187,795.00	232,490	464,980.00
Show	592,384.00			26,620	133,100.00	229,642	459,284.00
TOTAL	\$8,612,519.00	67,206	\$ 672,060.00	169,813	\$ 849,065.00	3,545,697	\$7,091,394.00

The Attendance of 3,891 and Pari-Mutuel Handle of \$139,617.00 for Scholarship Fund Day, May 20, 1953, not included in above.



BROWARD COUNTY KENNEL CLUB, INC.
Hollywood, Florida

Officers

WILLIAM J. SYMS, SR., *President*
1358 Polk Street
Hollywood, Florida

WM. J. SYMS, JR., *Vice-President*
1407 Harrison Street
Hollywood, Florida

J. J. DICK, JR., *Treasurer*
1819 Buchanan Street
Hollywood, Florida

E. O. McCURRY, *Secretary*
1857 Jefferson Street
Hollywood, Florida

Directors

E. O. McCURRY

WILLIAM J. SYMS, SR.
LEE McRITCHIE
C. H. LANDEFELD, JR.

WILLIAM J. SYMS, JR.

BROWARD COUNTY KENNEL CLUB, INC.

90 Racing Days—December 27, 1952 to April 11, 1953, Incl.—90 Performances

Pari-Mutuel Handle	\$13,220,905.00
Average Performance	146,898.94
Average Wager per Capita	29.68

Total Attendance	445,498
Average Performance Attendance	4,950

STATE REVENUE

3% of P-M Handle	\$ 396,627.15
2% of P-M Handle	264,418.10
50% of Breaks	44,327.36
Admission Tax	44,549.80
	<u>\$ 749,922.41</u>

TRACK REVENUE FROM P-M HANDLE

12% of P-M Handle	\$ 1,586,508.60
50% of Breaks	44,326.99
	<u>\$ 1,630,835.59</u>

Occupational Licenses	1,810.00
Assumed Names	20.00
Total State Revenue	<u>\$ 751,752.41</u>

Distributed to Public (82.33%)	\$10,884,696.80
Percentage of Daily Double to Total Pool.....	5.31%
Percentage of Quiniela to Total Pool.....	62.84%
Percentage of Breaks to Total Pool	0.67%

27

Pool Classification	Amount Wagered	\$10.00 Wagers Number	\$10.00 Wagers Amount	\$5.00 Wagers Number	\$5.00 Wagers Amount	\$2.00 Wagers Number	\$2.00 Wagers Amount	\$1.00 Wagers Number	\$1.00 Wagers Amount
Daily Double	\$ 702,276.00					351,138	\$ 702,276.00		
Quiniela	8,307,754.00					4,153,877	8,307,754.00		
Straight	2,150,483.00	42,558	\$425,580.00	124,737	\$623,685.00	388,132	776,264.00	324,954	\$324,954.00
Place	1,094,593.00	15,517	155,170.00	45,971	229,855.00	192,307	384,614.00	324,954	324,954.00
Show	965,799.00	10,740	107,400.00	27,753	138,765.00	197,340	394,680.00	324,954	324,954.00
TOTAL	\$13,220,905.00	68,815	\$688,150.00	198,461	\$992,305.00	5,282,794	\$10,565,588.00	974,862	\$974,862.00

The Attendance of 4,870 and Pari-Mutuel Handle of \$106,369.00 for Scholarship Fund Day, Dec. 30, 1952, not included in above.

JACKSONVILLE KENNEL CLUB, INC.
Jacksonville, Florida

Officers

WM. H. JOHNSTON, *President*
1090 Arbor Lane
Jacksonville, Florida

JAMES J. PATTON, *Vice-President*
1836 Naldo Avenue
Jacksonville, Florida

R. J. HART, SR., *Secretary and Treasurer*
617 University Drive
Coral Gables, Florida

Directors

J. R. JOHNSTON

JAMES J. PATTON

WM. H. JOHNSTON

JOHN A. RUSH

R. J. HART, SR.

JACKSONVILLE KENNEL CLUB, INC.

89 Racing Days—December 25, 1952 to April 8, 1953, Incl.—91 Performances

Pari-Mutuel Handle	\$ 4,429,777.00
Average Performances	48,678.87
Average Wager per Capita	37.67

Total Attendance	117,592
Average Performance Attendance	1,292

STATE REVENUE

3% of P-M Handle	\$ 132,893.31
2% of P-M Handle	88,595.54
50% of Breaks	12,536.30
Admission Tax	11,759.20
	\$ 245,784.35
Occupational Licenses	193.75
Total State Revenue	\$ 245,978.10

TRACK REVENUE FROM P-M HANDLE

12% of P-M Handle	\$ 531,573.24
50% of Breaks	12,535.91
	\$ 544,109.15

Distributed to Public (82.43%)	\$ 3,651,642.70
Percentage of Daily Double to Total Pool.....	12.70%
Percentage of Quiniela to Total Pool.....	61.74%
Percentage of Breaks to Total Pool.....	0.57%

29

Pool Classification	Amount Wagered	\$5.00 Wagers		\$2.00 Wagers	
		Number	Amount	Number	Amount
Daily Double	\$ 562,682.00			281,341	\$ 562,682.00
Quiniela	2,734,898.00			1,367,449	2,734,898.00
Straight	559,719.00	40,259	\$201,295.00	179,212	358,424.00
Place	309,159.00	14,897	74,485.00	117,337	234,674.00
Show	263,319.00	8,687	43,435.00	109,942	219,884.00
TOTAL	\$4,429,777.00	63,843	\$319,215.00	2,055,281	\$4,110,562.00

The Attendance of 1,033 and Pari-Mutuel Handle of \$41,513.00 for Scholarship Fund Day, March 11, 1953, not included in above.

KEY WEST KENNEL CLUB, INC.
Key West, Florida

Officers

ABE ARONOVITZ, *President*
748 Seybold Building
Miami, Florida

LEONARD FRIEDLAND, *Vice-President and Treasurer*
6530 Allison Road
Miami Beach, Florida

SIDNEY M. ARONOVITZ, *Secretary*
748 Seybold Building
Miami, Florida

Directors

ABE ARONOVITZ

SIDNEY M. ARONOVITZ

LOUIS STEIN

LEONARD FRIEDLAND

HAROLD FRIEDLAND

KEY WEST KENNEL CLUB, INC.

90 Racing Days—January 31, 1953 to May 15, 1953, Incl.—90 Performances

Pari-Mutuel Handle	\$ 1,511,077.00
Average Performance	16,789.74
Average Wager per Capita	26.87

Total Attendance	56,240
Average Performance Attendance	625

STATE REVENUE

3% of P-M Handle	\$ 45,332.31
2% of P-M Handle	30,221.54
50% of Breaks	5,576.62
Admission Tax	5,624.00
	<u>\$ 86,754.47</u>

TRACK REVENUE FROM P-M HANDLE

12% of P-M Handle	\$ 181,329.24
50% of Breaks	5,576.09
	<u>\$ 186,905.33</u>

Occupational Licenses	938.75
Assumed Names	10.00
Total State Revenue	<u>\$ 87,703.22</u>

Distributed to Public (82.26%)	\$ 1,243,041.20
Percentage of Daily Double to Total Pool	4.68%
Percentage of Quiniela to Total Pool	59.21%
Percentage of Breaks to Total Pool	0.74%

31

Pool Classification	Amount Wagered	\$5.00 Wagers		\$2.00 Wagers	
		Number	Amount	Number	Amount
Daily Double	\$ 70,710.00			35,355	\$ 70,710.00
Quiniela	894,744.00			447,372	894,744.00
Straight	228,352.00	15,296	\$ 76,480.00	75,936	151,872.00
Place	164,357.00	8,763	43,815.00	60,271	120,542.00
Show	152,914.00	5,968	29,840.00	61,537	123,074.00
TOTAL	\$1,511,077.00	30,027	\$150,135.00	680,471	\$1,360,942.00

MIAMI BEACH KENNEL CLUB, INC.
Miami Beach, Florida

Officers

WM. H. JOHNSTON, *President*
1090 Arbor Lane
Jacksonville, Florida

JAMES PATTON, *Vice-President*
P. O. Box 1895
Jacksonville, Florida

J. R. JOHNSTON, *Secretary-Treasurer*
Columbia Drive
Tulsa Oklahoma

Directors

J. R. JOHNSTON

WM. H. JOHNSTON
JAMES PATTON
CARL T. HOFFMAN

WILLIAM E. GARDNER

MIAMI BEACH KENNEL CLUB, INC.

90 Racing Days—January 1, 1953 to April 16, 1953, Incl.—90 Performances

Pari-Mutuel Handle	\$12,647,070.00
Average Performance	140,523.00
Average Wager per Capita.....	30.58

Total Attendance	413,600
Average Performance Attendance.....	4,596

STATE REVENUE

3% of P-M Handle.....	\$ 379,412.10
2% of P-M Handle.....	252,941.40
50% of Breaks.....	36,504.47
Admission Tax	41,360.00
	<u>\$ 710,217.97</u>

TRACK REVENUE FROM P-M HANDLE

12% of P-M Handle.....	\$ 1,517,648.40
50% of Breaks.....	36,504.03
	<u>\$ 1,554,152.43</u>

53

Occupational Licenses	1,843.75
Total State Revenue.....	<u>\$ 712,061.72</u>

Distributed to Public (82.42%).....	\$10,424,059.60
Percentage of Daily Double to Total Pool.....	4.66%
Percentage of Quiniela to Total Pool.....	62.43%
Percentage of Breaks to Total Pool.....	0.58%

Pool Classification	Amount Wagered	\$10.00 Wagers		\$5.00 Wagers		\$2.00 Wagers	
		Number	Amount	Number	Amount	Number	Amount
Daily Double	\$ 589,510.00					294,755	\$ 589,510.00
Quiniela	7,895,838.00					3,947,919	7,895,838.00
Straight	2,483,959.00	61,962	\$619,620.00	182,611	\$ 913,055.00	475,642	951,284.00
Place	936,637.00			67,863	339,315.00	298,661	597,322.00
Show	741,126.00			41,718	208,590.00	266,268	532,536.00
TOTAL	\$12,647,070.00	61,962	\$619,620.00	292,192	\$1,460,960.00	5,283,245	\$10,566,490.00

The Attendance of 3,386 and Pari-Mutuel Handle of \$96,325.00 for Scholarship Fund Day, April 7, 1953, not included in above.

ORANGE PARK KENNEL CLUB, INC.
Orange Park, Florida

Officers

WM. H. JOHNSTON, *President*
1090 Arbor Lane
Jacksonville, Florida

JOHN A. RUSH, *Vice-President*
2503 River Road
Jacksonville, Florida

JOHN R. JOHNSTON, *Treasurer*
2830 South Columbia Place
Tulsa, Oklahoma

JAMES J. PATTON, *Secretary*
1836 Naldo Street
Jacksonville, Florida

R. J. HART, SR., *Assistant Secretary*
617 University Drive
Coral Gables, Florida

DONALD W. HOWELL, *Assistant Treasurer*
6304 San Jose Boulevard
Jacksonville, Florida

Directors

J. R. JOHNSTON

WM. H. JOHNSTON
JOHN A. RUSH
JAMES J. PATTON

DONALD W. HOWELL

ORANGE PARK KENNEL CLUB, INC.

41 Racing Days—October 13, 1952 to November 29, 1952, Incl.—41 Performances

Pari-Mutuel Handle	\$ 1,755,331.00
Average Performance	42,812.95
Average Wager per Capita	40.58

Total Attendance	43,259
Average Performance Attendance	1,055

STATE REVENUE

3% of P-M Handle	\$ 52,659.93
2% of P-M Handle	35,106.62
50% of Breaks	5,596.01
Admission Tax	4,325.90

TRACK REVENUE FROM P-M HANDLE

12% of P-M Handle	\$ 210,639.72
50% of Breaks	5,595.82
	\$ 216,235.54

\$ 97,688.46

Distributed to Public (82.36%)

Percentage of Daily Double to Total Pool	11.63%
Percentage of Quiniela to Total Pool	59.27%
Percentage of Breaks to Total Pool	0.64%

Occupational Licenses	816.00
Assumed Names	20.00
Total State Revenue	\$ 98,524.46

Pool Classification	Amount Wagered	\$5.00 Wagers		\$2.00 Wagers	
		Number	Amount	Number	Amount
Daily Double	\$ 204,132.00			102,066	\$ 204,132.00
Quiniela	1,040,390.00			520,195	1,040,390.00
Straight	255,013.00	15,875	\$ 79,375.00	87,819	175,638.00
Place	136,270.00	5,486	27,430.00	54,420	108,840.00
Show	119,526.00	2,938	14,690.00	52,418	104,836.00
TOTAL	\$ 1,755,331.00	24,299	\$ 121,495.00	816,918	\$1,633,836.00

The Attendance of 913 and Pari-Mutuel Handle of \$38,238.00 for Scholarship Fund Day, October 23, 1952, not included in above.

ORANGE PARK KENNEL CLUB, INC.

44 Racing Days—April 10, 1953 to May 30, 1953, Incl.—45 Performances

Pari-Mutuel Handle	\$ 1,888,245.00
Average Performance	41,961.00
Average Wager per Capita.....	42.11

Total Attendance	44,836
Average Performance Attendance.....	996

STATE REVENUE

3% of P-M Handle.....	\$ 56,647.35
2% of P-M Handle.....	37,764.90
50% of Breaks.....	5,417.28
Admission Tax	4,483.60
	<u>\$ 104,313.13</u>
Occupational Licenses	28.00
Total State Revenue.....	<u>\$ 104,341.13</u>

TRACK REVENUE FROM P-M HANDLE

12% of P-M Handle.....	\$ 226,589.40
50% of Breaks.....	5,417.07
	<u>\$ 232,006.47</u>
Distributed to Public (82.42%).....	\$ 1,556,409.00
Percentage of Daily Double to Total Pool.....	12.12%
Percentage of Quiniela to Total Pool.....	64.15%
Percentage of Breaks to Total Pool.....	0.57%

36

Pool Classification	Amount Wagered	\$5.00 Wagers		\$2.00 Wagers	
		Number	Amount	Number	Amount
Daily Double	\$ 228,818.00			114,409	\$ 228,818.00
Quiniela	1,211,418.00			605,709	1,211,418.00
Straight	209,067.00	11,443	\$ 57,215.00	75,926	151,852.00
Place	128,747.00	5,141	25,705.00	51,521	103,042.00
Show	110,195.00	2,881	14,405.00	47,895	95,790.00
TOTAL	\$ 1,888,245.00	19,465	\$ 97,325.00	895,460	\$1,790,920.00

The first part of the document is a list of names and their corresponding addresses. The names are written in a cursive hand, and the addresses are in a more formal, printed style. The list is organized into columns, with names in the first column and addresses in the second.

The second part of the document is a table with several columns. The columns are headed with names and titles, and the rows contain numerical data. The table appears to be a record of some kind, possibly related to the names listed in the first part.

The third part of the document is a series of paragraphs of text. The text is written in a cursive hand and appears to be a letter or a report. It contains several lines of text, some of which are indented.

The fourth part of the document is a list of names and titles, similar to the first part. The names are written in a cursive hand, and the titles are in a more formal, printed style. The list is organized into columns, with names in the first column and titles in the second.

PALM BEACH KENNEL CLUB, INC.
West Palm Beach, Florida

Officers

BERLIN GRIFFIN, *President and Treasurer*
357 Sea Breeze
Palm Beach, Florida

ERWIN D. LATIMER, *Vice-President*
2935 Torrington Road
Shaker Heights, Ohio

W. J. SINOT, *Secretary*
712 Palmetto
West Palm Beach, Florida

Directors

ERWIN D. LATIMER
W. J. SINOT

BERLIN GRIFFIN
ARTHUR PIERSON, JR.

PALM BEACH KENNEL CLUB, INC.

90 Racing Days—December 27, 1952 to April 11, 1953, Incl.—90 Performances

Pari-Mutuel Handle	\$ 7,939,943.00
Average Performance	88,221.59
Average Wager per Capita	29.80

Total Attendance	266,439
Average Performance Attendance	2,960

STATE REVENUE

3% of P-M Handle	\$ 238,198.29
2% of P-M Handle	158,798.86
50% of Breaks	28,552.97
Admission Tax	30,104.01
	<u>\$ 455,654.13</u>
Occupational Licenses	1,628.50
Assumed Names	10.00
Total State Revenue	<u>\$ 457,292.63</u>

TRACK REVENUE FROM P-M HANDLE

12% of P-M Handle	\$ 952,793.16
50% of Breaks	28,552.52
	<u>\$ 981,345.68</u>
Distributed to Public (82.28%)	\$ 6,533,047.20
Percentage of Daily Double to Total Pool	7.92%
Percentage of Quiniela to Total Pool	60.56%
Percentage of Breaks to Total Pool	0.72%

39

Pool Classification	Amount Wagered	\$5.00 Wagers		\$2.00 Wagers	
		Number	Amount	Number	Amount
Daily Double	\$ 628,486.00			314,243	\$ 628,486.00
Quiniela	4,808,196.00			2,404,098	4,808,196.00
Straight	1,154,350.00	115,042	\$ 575,210.00	289,570	579,140.00
Place	683,332.00	55,662	278,310.00	202,511	405,022.00
Show	665,579.00	40,721	203,605.00	230,987	461,974.00
TOTAL	\$ 7,939,943.00	211,425	\$1,057,125.00	3,441,409	\$6,882,818.00

The Attendance of 2,185 and Pari-Mutuel Handle of \$74,188.00 for Scholarship Fund Day, March 31, 1953, not included in above.

PENSACOLA KENNEL CLUB, INC.
Pensacola, Florida

Officers

W. W. HARBESON, *President*
San Carlos Hotel
Pensacola, Florida

AL VILLANE, *First Vice-President*
100 South "O" Street
Pensacola, Florida

HERBERT LATHAM, *Second Vice-President*
Florida National Bank Building
Pensacola, Florida

CARL T. JOHNSON, *Secretary-Treasurer*
322 Brent Building
Pensacola, Florida

Directors

AL VILLANE
HERBERT LATHAM
DR. ALVIN WHITE

W. W. HARBESON
WILLIAM RAY
CARL T. JOHNSON

JOHN C. PACE
J. W. DASHIELL
DR. R. P. STRITZINGER

PENSACOLA KENNEL CLUB, INC.

76 Racing Days—July 1, 1952 to September 29, 1952, Incl.—76 Performances

Pari-Mutuel Handle	\$ 2,347,333.00
Average Performance	30,885.96
Average Wager per Capita	35.54

Total Attendance	66,047
Average Performance Attendance	869

STATE REVENUE

3% of P-M Handle	\$ 70,419.99
2% of P-M Handle	46,946.66
50% of Breaks	7,678.97
Admission Tax	6,604.70

TRACK REVENUE FROM P-M HANDLE

12% of P-M Handle	\$ 281,679.96
50% of Breaks	7,678.62
	<u>\$ 289,358.58</u>

\$ 131,650.32

Distributed to Public (82.34%)

Occupational Licenses	798.75
Assumed Names	20.00
Total State Revenue	<u>\$ 132,469.07</u>

\$ 1,932,928.80	Percentage of Daily Double to Total Pool	5.42%
	Percentage of Quiniela to Total Pool	65.58%
	Percentage of Breaks to Total Pool	0.65%

41

Pool Classification	Amount Wagered	\$5.00 Wagers		\$2.00 Wagers	
		Number	Amount	Number	Amount
Daily Double	\$ 127,180.00			63,590	\$ 127,180.00
Quiniela	1,539,350.00			769,675	1,539,350.00
Straight	279,746.00	13,190	\$ 65,950.00	106,898	213,796.00
Place	203,580.00	6,910	34,550.00	84,515	169,030.00
Show	197,477.00	4,105	20,525.00	88,476	176,952.00
TOTAL	\$ 2,347,333.00	24,205	\$ 121,025.00	1,113,154	\$2,226,308.00

The Attendance of 585 and Pari-Mutuel Handle of \$22,949.00 for Scholarship Fund Day, August 28, 1952, not included in above.
 The Attendance of 645 and Pari-Mutuel Handle of \$28,366.00 for Charity Day, September 11, 1952, not included in above.

PENSACOLA KENNEL CLUB, INC.

15 Racing Days—June 13, 1953 to June 30, 1953, Incl.—15 Performances

Pari-Mutuel Handle	\$ 465,803.00
Average Performance	31,053.53
Average Wager per Capita	26.23

STATE REVENUE

3% of P-M Handle	\$ 13,974.09
2% of P-M Handle	9,316.06
50% of Breaks	1,719.63
Admission Tax	1,775.70
Total State Revenue	\$ 26,785.48

Total Attendance	17,757
Average Performance Attendance	1,184

TRACK REVENUE FROM P-M HANDLE

12% of P-M Handle	\$ 55,896.36
50% of Breaks	1,719.56

\$ 57,615.92

Distributed to Public (82.26%)

\$ 383,177.30

Percentage of Daily Double to Total Pool.....	4.57%
Percentage of Quiniela to Total Pool.....	57.67%
Percentage of Breaks to Total Pool.....	0.74%

42

Pool Classification	Amount Wagered	\$5.00 Wagers		\$2.00 Wagers	
		Number	Amount	Number	Amount
Daily Double	\$ 21,292.00			10,646	\$ 21,292.00
Quiniela	268,642.00			134,321	268,642.00
Straight	75,185.00	4,493	\$ 22,465.00	26,360	52,720.00
Place	50,295.00	2,041	10,205.00	20,045	40,090.00
Show	50,389.00	1,001	5,005.00	22,692	45,384.00
TOTAL	\$ 465,803.00	7,535	\$ 37,675.00	214,064	\$ 428,128.00



SANFORD-ORLANDO KENNEL CLUB, INC.
Longwood, Florida

Officers

W. C. ANDERSON, *President-Treasurer*
50 South Avenue
Bridgeport, Connecticut

ANABEL MCPADDEN, *Vice-President, Assistant Secretary*
50 South Avenue
Bridgeport, Connecticut

LLOYD F. BOYLE, *Secretary*
202 North Park Avenue
Sanford, Florida

KATHERINE NICHOLS, *Second Vice-President*
50 South Avenue
Bridgeport, Connecticut

Directors

W. C. ANDERSON
LLOYD F. BOYLE

ANABEL MCPADDEN

MARY KELLY
CATHERINE ANDERSON

SANFORD-ORLANDO KENNEL CLUB, INC.

90 Racing Days—December 27, 1952 to April 13, 1953, Incl.—90 Performances

Pari-Mutuel Handle	\$ 3,804,793.00
Average Performance	42,275.48
Average Wager per Capita	32.27

Total Attendance	117,893
Average Performance Attendance	1,310

STATE REVENUE

3% of P-M Handle	\$ 114,143.79
2% of P-M Handle	76,095.86
50% of Breaks	13,568.15
Admission Tax	11,789.30
	<u>\$ 215,597.10</u>

TRACK REVENUE FROM P-M HANDLE

12% of P-M Handle	\$ 456,575.16
50% of Breaks	13,567.74
	<u>\$ 470,142.90</u>

Occupational Licenses	632.00
Assumed Names	30.00
Total State Revenue	<u>\$ 216,259.10</u>

Distributed to Public (82.29%)	\$ 3,130,842.30
Percentage of Daily Double to Total Pool.....	10.98%
Percentage of Quiniela to Total Pool.....	49.76%
Percentage of Breaks to Total Pool.....	0.71%

45

Pool Classification	Amount Wagered	\$5.00 Wagers		\$2.00 Wagers		\$1.00 Wagers	
		Number	Amount	Number	Amount	Number	Amount
Daily Double	\$ 417,740.00			208,870	\$ 417,740.00		
Quiniela	1,893,356.00			946,678	1,893,356.00		
Straight	703,355.00	35,815	\$ 179,075.00	198,647	397,294.00	126,986	\$ 126,986.00
Place	419,580.00	16,844	84,220.00	104,187	208,374.00	126,986	126,986.00
Show	370,762.00	9,110	45,550.00	99,113	198,226.00	126,986	126,986.00
TOTAL	\$3,804,793.00	61,769	\$ 308,845.00	1,557,495	\$3,114,990.00	380,958	\$ 380,958.00

The Attendance of 1,277 and Pari-Mutuel Handle of \$39,454.00 for Scholarship Fund Day, Feb. 12, 1953, not included in above.

SARASOTA KENNEL CLUB, INC.

Sarasota, Florida

Officers

G. V. WIDEN, *President*

1449 West 79th Street

Chicago, Illinois

JERRY COLLINS, *Secretary-Treasurer*

Sarasota, Florida

C. E. NEWMAN, *Vice-President*

Sarasota, Florida

Directors

G. V. WIDEN

C. E. NEWMAN

JERRY COLLINS

SARASOTA KENNEL CLUB, INC.

79 Racing Days—March 2, 1953 to June 2, 1953, Incl.—107 Performances

Pari-Mutuel Handle	\$ 5,001,262.00
Average Performance	46,740.76
Average Wager per Capita.....	45.95

Total Attendance	108,838
Average Performance Attendance.....	1,017

STATE REVENUE

3% of P-M Handle.....	\$ 150,037.86
2% of P-M Handle.....	100,025.24
50% of Breaks	16,000.18
Admission Tax	10,883.80
	<u>\$ 276,947.08</u>
Occupational Licenses	468.00
Total State Revenue.....	<u>\$ 277,415.08</u>

TRACK REVENUE FROM P-M HANDLE

12% of P-M Handle.....	\$ 600,151.44
50% of Breaks	15,999.78
	<u>\$ 616,151.22</u>
Distributed to Public (82.36%).....	\$ 4,119,047.50
Percentage of Daily Double to Total Pool.....	7.34%
Percentage of Quiniela to Total Pool.....	65.45%
Percentage of Breaks to Total Pool.....	0.64%

47

Pool Classification	Amount Wagered	\$5.00 Wagers		\$2.00 Wagers	
		Number	Amount	Number	Amount
Daily Double	\$ 367,174.00			183,587	\$ 367,174.00
Quiniela	3,273,096.00			1,636,548	3,273,096.00
Straight	595,601.00	40,971	\$ 204,855.00	195,373	390,746.00
Place	389,421.00	20,009	100,045.00	144,688	289,376.00
Show	375,970.00	11,012	55,060.00	160,455	320,910.00
TOTAL	\$ 5,001,262.00	71,992	\$ 359,960.00	2,320,651	\$ 4,641,302.00

The Attendance of 1,599 and Pari-Mutuel Handle of \$36,878.00 for Scholarship Fund Day, March 12, 1953, not included in above.

ST. PETERSBURG KENNEL CLUB, INC.

1400 Central Avenue
St. Petersburg, Florida

Officers

J. E. BROOKS, *President*
1261 Brightwater Boulevard
St. Petersburg, Florida

A. V. WEAVER, *Vice-President*
5190 38th Avenue, North
St. Petersburg, Florida

O. L. WEAVER, *Secretary-Treasurer*
834 26th Avenue, North
St. Petersburg, Florida

L. C. SHAW, *Assistant Secretary-Treasurer*
1135 12th Street, North
St. Petersburg, Florida

Directors

A. V. Laughner
J. E. Brooks
Glenn E. Loughridge

A. V. Weaver
Otto L. Weaver
L. C. Shaw

ST. PETERSBURG KENNEL CLUB, INC.

90 Racing Days—December 27, 1952 to April 13, 1953, Incl.—122 Performances

Pari-Mutuel Handle	\$13,973,272.00
Average Performance	114,535.00
Average Wager per Capita	30.42

Total Attendance	459,419
Average Performance Attendance	3,766

STATE REVENUE

3% of P-M Handle.....	\$ 419,198.16
2% of P-M Handle.....	279,465.44
50% of Breaks.....	47,885.26
Admission Tax	45,941.90
	<u>\$ 792,490.76</u>
Occupational Licenses	2,646.50
Assumed Names	10.00
Total State Revenue.....	<u>\$ 795,147.26</u>

TRACK REVENUE FROM P-M HANDLE

12% of P-M Handle.....	\$ 1,676,792.64
50% of Breaks.....	47,884.70
	<u>\$ 1,724,677.34</u>

Distributed to Public (82.31%).....	\$11,502,045.80
Percentage of Daily Double to Total Pool.....	6.77%
Percentage of Quiniela to Total Pool.....	64.52%
Percentage of Breaks to Total Pool.....	0.69%

49

Pool Classification	Amount Wagered	\$5.00 Wagers		\$2.00 Wagers	
		Number	Amount	Number	Amount
Daily Double	\$ 946,114.00			473,057	\$ 946,114.00
Quiniela	9,015,542.00			4,507,771	9,015,542.00
Straight	1,706,558.00	113,494	\$ 567,470.00	569,544	1,139,088.00
Place	1,125,184.00	56,934	284,670.00	420,257	840,514.00
Show	1,179,874.00	41,308	206,540.00	486,667	973,334.00
TOTAL	\$13,973,272.00	211,736	\$ 1,058,680.00	6,457,296	\$12,914,592.00

The Attendance of 3,715 and Pari-Mutuel Handle of \$119,687.00 for Scholarship Fund Day, March 5, 1953, not included in above.

VOLUSIA COUNTY KENNEL CLUB, INC.
Daytona Beach, Florida

Officers

JERRY COLLINS, *President and General Manager*
Sarasota Kennel Club
Sarasota, Florida

W. L. KIRKPATRICK, *Vice-President*
P. O. Box 411
Memphis, Tennessee

H. E. TOOKE, JR., *Secretary-Treasurer*
P. O. Box 117
Sanford, Florida

Directors

H. E. TOOKE, JR.
JERRY COLLINS

L. M. KIRKPATRICK
W. L. KIRKPATRICK

VOLUSIA COUNTY KENNEL CLUB, INC.

68 Racing Days—July 1, 1952 to September 17, 1952, Incl.—85 Performances

Pari-Mutuel Handle	\$ 6,855,098.00
Average Performance	80,648.21
Average Wager per Capita	36.03

Total Attendance	190,287
Average Performance Attendance	2,239

STATE REVENUE

3% of P-M Handle	\$ 205,652.94
2% of P-M Handle	137,101.96
50% of Breaks	22,538.38
Admission Tax	19,028.70
	<u>\$ 384,321.98</u>
Occupational Licenses	1,391.50
Total State Revenue	<u>\$ 385,713.48</u>

TRACK REVENUE FROM P-M HANDLE

12% of P-M Handle	\$ 822,611.76
50% of Breaks	22,537.96
	<u>\$ 845,149.72</u>
Distributed to Public (82.34%)	\$ 5,644,655.00
Percentage of Daily Double to Total Pool	6.98%
Percentage of Quiniela to Total Pool	62.10%
Percentage of Breaks to Total Pool	0.66%

51

Pool Classification	Amount Wagered	\$5.00 Wagers		\$2.00 Wagers	
		Number	Amount	Number	Amount
Daily Double	\$ 478,590.00			239,295	\$ 478,590.00
Quiniela	4,256,766.00	44,206	\$ 221,030.00	2,017,868	4,035,736.00
Straight	982,399.00	81,883	409,415.00	286,492	572,984.00
Place	573,979.00	35,179	175,895.00	199,042	398,084.00
Show	563,364.00	20,014	100,070.00	231,647	463,294.00
TOTAL	\$ 6,855,098.00	181,282	\$ 906,410.00	2,974,344	\$ 5,948,688.00

VOLUSIA COUNTY KENNEL CLUB, INC.

22 Racing Days—June 4, 1953 to June 30, 1953, Incl.—25 Performances

Pari-Mutuel Handle	\$ 1,917,694.00
Average Performance	76,707.76
Average Wager per Capita	27.73

Total Attendance	69,151
Average Performance Attendance	2,766

TRACK REVENUE FROM P-M HANDLE

STATE REVENUE

3% of P-M Handle	\$ 57,530.82
2% of P-M Handle	38,353.88
50% of Breaks	6,931.33
Admission Tax	6,915.10
Total State Revenue	\$ 109,731.13


12%	\$ 230,123.28
50% of Breaks	6,931.19
	<u>\$ 237,054.47</u>

Distributed to Public (82.27%)	\$ 1,577,823.50
Percentage of Daily Double to Total Pool.....	6.14%
Percentage of Quiniela to Total Pool.....	59.35%
Percentage of Breaks to Total Pool.....	0.72%

52

Pool Classification	Amount Wagered	\$5.00 Wagers		\$2.00 Wagers	
		Number	Amount	Number	Amount
Daily Double	\$ 117,838.00			58,919	\$ 117,838.00
Quiniela	1,138,128.00			569,064	1,138,128.00
Straight	293,637.00	23,275	\$ 116,375.00	88,631	177,262.00
Place	174,886.00	9,492	47,460.00	63,713	127,426.00
Show	193,205.00	7,063	35,315.00	78,945	157,890.00
TOTAL	\$ 1,917,694.00	39,830	\$ 199,150.00	859,272	\$ 1,718,544.00

The Attendance of 2,487 and Pari-Mutuel Handle of \$67,062.00 for Scholarship Fund Day, June 18, 1953, not included in above.



WEST FLAGLER AMUSEMENT COMPANY, INC.

1108 Congress Building
Miami, Florida

Officers

JACOB SHER, *President*
450 S. W. 19th Road
Miami, Florida

S. C. LEVENSON, *First Vice-President*
1330 S. Venetian Way
San Marco Island
Miami, Florida

I. BENJAMIN, *Second Vice-President*
435 W. 51st Street
Miami Beach, Florida

A. W. EMERY, *Secretary and Treasurer*
11241 N. E. 13th Avenue
Miami, Florida

Directors

S. C. LEVENSON
LAURENCE S. LEVENSON

JACOB SHER
A. W. EMERY
GEORGE D. MERRITT

I. BENJAMIN
STUART S. GORDON

WEST FLAGLER AMUSEMENT COMPANY, INC.

90 Racing Days—December 25, 1952 to April 9, 1953, Incl.—90 Performances

Pari-Mutuel Handle	\$14,737,225.00
Average Performance	163,746.94
Average Wager per Capita	27.60

Total Attendance	534,051
Average Performance Attendance	5,934

STATE REVENUE

3% of P-M Handle	\$ 442,116.75
2% of P-M Handle	294,744.50
50% of Breaks	51,089.10
Admission Tax	53,405.10
	<u>\$ 841,355.45</u>
Occupational Licenses	2,120.50
Assumed Names	40.00
Total State Revenue	<u>\$ 843,515.95</u>

TRACK REVENUE FROM P-M HANDLE

12% of P-M Handle	\$ 1,768,467.00
50% of Breaks	51,088.65
	<u>\$ 1,819,555.65</u>
Distributed to Public (82.30%)	\$12,129,719.00
Percentage of Daily Double to Total Pool.....	4.76%
Percentage of Quiniela to Total Pool.....	62.16%
Percentage of Breaks to Total Pool.....	0.69%

55

Pool Classification	Amount Wagered	\$10.00 Wagers		\$5.00 Wagers		\$2.00 Wagers	
		Number	Amount	Number	Amount	Number	Amount
Daily Double.....	\$ 702,258.00					351,129	\$ 702,258.00
Quiniela	9,160,617.00			123,827	\$ 619,135.00	4,270,741	8,541,482.00
Straight	2,340,171.00	29,305	\$ 293,050.00	142,185	710,925.00	668,098	1,336,196.00
Place	1,298,512.00	11,944	119,440.00	53,242	266,210.00	456,431	912,862.00
Show	1,235,667.00	8,125	81,250.00	38,657	193,285.00	480,566	961,132.00
TOTAL	\$14,737,225.00	49,374	\$ 493,740.00	357,911	\$ 1,789,555.00	6,226,965	\$12,453,930.00

The Attendance of 2,708 and Pari-Mutuel Handle of \$82,644.00 for Scholarship Fund Day, Dec. 31, 1952, not included in above.

FRONTON EXHIBITION COMPANY

3500 N. W. 37th Avenue

Miami, Florida

Officers

RICHARD I. BERENSON, *President*

109 E. Rivo Alto Drive

Miami Beach, Florida

BENJAMIN A. TRUSTMAN,

Assistant Secretary and Assistant Treasurer

75 Federal Street

Boston, Massachusetts

JOSEPH WEINBERG, *Treasurer*

151 Milk Street

Boston, Massachusetts

GEORGE A. WORLEY,

Secretary and Chairman of the Board

1616 Brickell Ave.

Miami, Florida

Directors

SAMUEL PINANSKI

RICHARD I. BERENSON

RUBEN B. GRYZMISH

JOSEPH WEINBERG

GEORGE A. WORLEY

FRONTON EXHIBITION COMPANY—(JAI-ALAI)

100 Racing Days—December 11, 1952 to April 8, 1953, Incl.—100 Performances

Pari-Mutuel Handle	\$ 5,777,244.00
Average Performance	57,772.44
Average Wager per Capita	16.57

Total Attendance	348,585
Average Performance Attendance	3,486

STATE REVENUE

3% of P-M Handle	\$ 173,317.32
2% of P-M Handle	115,544.88
50% of Breaks	15,650.48
Admission Tax	34,858.50
	<u>\$ 339,371.18</u>
Occupational Licenses	818.75
Total State Revenue	<u>\$ 340,189.93</u>

TRACK REVENUE FROM P-M HANDLE

12% of P-M Handle	\$ 693,269.28
50% of Breaks	15,650.04
	<u>\$ 708,919.32</u>
Distributed to Public (82.46%)	\$ 4,763,812.00
Percentage of Daily Double to Total Pool.....	8.12%
Percentage of Quiniela to Total Pool.....	63.21%
Percentage of Breaks to Total Pool.....	0.54%

57

Pool Classification	Amount Wagered	\$5.00 Wagers		\$2.00 Wagers	
		Number	Amount	Number	Amount
Daily Double	\$ 469,394.00			234,697	\$ 469,394.00
Quiniela	3,652,074.00			1,826,037	3,652,074.00
Straight	824,995.00	38,247	\$ 191,235.00	316,880	633,760.00
Place	481,196.00	16,632	83,160.00	199,018	398,036.00
Show	349,585.00	9,205	46,025.00	151,780	303,560.00
TOTAL	<u>\$ 5,777,244.00</u>	64,084	\$ 320,420.00	2,728,412	\$ 5,456,824.00

The Attendance of 2,430 and Pari-Mutuel Handle of \$34,053.00 for Scholarship Fund Day, Dec. 31, 1952, not included in above.
 The Attendance of 2,237 and Pari-Mutuel Handle of \$38,828.00 for Charity Day, Dec. 16, 1952, not included in above.

GULFSTREAM PARK RACING ASSOCIATION, INC.
Hollywood, Florida

Officers

JAMES DONN, *President*
Miami, Florida

H. H. WOODSMALL, *Vice-President*
North Miami, Florida

JAMES F. MACK, *Vice-President*
Hollywood, Florida

MILO COFFRIN, *Secretary-Treasurer*
Coral Gables, Florida

WILLIAM L. HUTCHESON, *Vice-President*
Lakeland, Florida

Directors

JAMES DONN
DAVID S. WESTCOTT
WILLIAM L. HUTCHESON
JAMES F. MACK

EDWARD DONN
ALFRED A. SMITH
A. VERNON WEAVER

H. H. WOODSMALL
ARTHUR I. APPLETON
FRED C. FLIPSE
MORTON GUILFORD

GULFSTREAM PARK RACING ASSOCIATION, INC.

40 Racing Days—March 4, 1953 to April 21, 1953, Incl.—40 Performances

Pari-Mutuel Handle	\$46,306,670.00
Average Daily Handle	1,157,666.75
Average Wager per Capita	97.06

Total Attendance	477,073
Average Daily Attendance	11,927

STATE REVENUE

3% of P-M Handle	\$ 1,389,200.10
5% of P-M Handle	2,315,333.50
Breaks (0.61%)	281,439.10
Admission Tax	117,570.36
	\$ 4,103,543.06
Occupational Licenses	2,307.75
Assumed Names	70.00
Color Registrations	57.00
Total State Revenue	\$ 4,105,977.81

TRACK REVENUE FROM P-M HANDLE

7% of P-M Handle	\$ 3,241,466.90
Distributed to Public from P-M Handle (84.39%)	\$39,079,230.40
Percentage of Daily Double to Total Pool.....	8.44%
Percentage of \$100.00 Wagers to Total Pool.....	7.18%
Percentage of \$ 50.00 Wagers to Total Pool.....	16.43%
Percentage of \$ 10.00 Wagers to Total Pool.....	27.48%
Percentage of \$ 5.00 Wagers to Total Pool.....	16.48%
Percentage of \$ 2.00 Wagers to Total Pool.....	32.43%

Pool Classification	Amount Wagered	\$100.00 Wagers Number	\$100.00 Wagers Amount	\$50.00 Wagers Number	\$50.00 Wagers Amount	\$10.00 Wagers Number	\$10.00 Wagers Amount	\$5.00 Wagers Number	\$5.00 Wagers Amount	\$2.00 Wagers Number	\$2.00 Wagers Amount
Daily D. —	\$ 3,906,376.00					108,974	\$ 1,089,740.00			1,408,318	\$ 2,816,636.00
Straight —	24,995,731.00	21,781	\$2,178,100.00	99,654	\$4,982,700.00	799,086	7,990,860.00	795,851	\$3,979,255.00	2,932,408	5,864,816.00
Place	9,583,189.00	5,869	586,900.00	28,784	1,439,200.00	215,060	2,150,600.00	402,673	2,013,365.00	1,696,562	3,393,124.00
Show	7,821,374.00	5,619	561,900.00	23,689	1,184,450.00	149,609	1,496,090.00	327,452	1,637,260.00	1,470,837	2,941,674.00
TOTAL —	\$46,306,670.00	33,269	\$3,326,900.00	152,127	\$7,606,350.00	1,272,729	\$12,727,290.00	1,525,976	\$7,629,880.00	7,508,125	\$15,016,250.00

The Attendance of 7,969 and Pari-Mutuel Handle of \$809,301.00 for Scholarship Fund Day, April 7, 1953, not included in above.
 The Attendance of 7,752 and Pari-Mutuel Handle of \$790,204.00 for U. of M. Medical Day, April 14, 1953, not included in above.

HIALEAH RACE COURSE, INC.
Hialeah, Florida

Officers

JOHN C. CLARK, *President*
205 Riverside Drive
Binghamton, New York

SAM H. McCORMICK, *Secretary and Treasurer*
3800 Alhambra Circle
Coral Gables, Florida

Directors

P. A. B. WIDENER III
JAMES H. BRIGHT
SCHOFIELD ANDREWS

W. ALTON JONES
ROYCE G. MARTIN
JOHN C. CLARK
SAM H. McCORMICK

B. L. WHITTEN
FREDERICK C. PETERS
E.-CONSTANTIN, JR.

HIALEAH RACE COURSE, INC.

40 Racing Days—January 16, 1953 to March 3, 1953, Incl.—40 Performances

Pari-Mutuel Handle	\$62,084,596.00
Average Daily Handle	1,552,114.90
Average Wager per Capita	88.55

Total Attendance	701,157
Average Daily Attendance	17,529

STATE REVENUE

3% of P-M Handle	\$ 1,862,537.88
5% of P-M Handle	3,104,229.80
Breaks (0.55%)	342,860.65
Admission Tax	138,606.54
	\$ 5,448,234.87
Occupational Licenses	7,938.00
Assumed Names	180.00
Color Registrations	106.00
Total State Revenue	\$ 5,456,458.87

TRACK REVENUE FROM P-M HANDLE

7% of P-M Handle	\$ 4,345,921.72
Distributed to Public from P-M Handle (84.45%)	\$52,429,045.95
Percentage of Daily Double to Total Pool.....	7.81%
Percentage of \$100.00 Wagers to Total Pool.....	10.29%
Percentage of \$ 50.00 Wagers to Total Pool.....	14.65%
Percentage of \$ 10.00 Wagers to Total Pool.....	26.56%
Percentage of \$ 5.00 Wagers to Total Pool.....	17.49%
Percentage of \$ 2.00 Wagers to Total Pool.....	31.01%

61

Pool Classification	Amount Wagered	\$100.00 Wagers		\$50.00 Wagers		\$10.00 Wagers		\$5.00 Wagers		\$2.00 Wagers	
		Number	Amount	Number	Amount	Number	Amount	Number	Amount	Number	Amount
Daily D.	\$ 4,845,964.00					99,944	\$ 999,440.00	117,554	\$ 587,770.00	1,629,377	\$ 3,258,754.00
Straight	34,110,533.00	42,902	\$4,290,200.00	118,156	\$5,907,800.00	1,058,968	10,589,680.00	1,113,319	5,566,595.00	3,878,129	7,756,258.00
Place	12,604,712.00	10,010	1,001,000.00	33,856	1,692,800.00	289,535	2,895,350.00	522,474	2,612,370.00	2,201,596	4,403,192.00
Show	10,523,387.00	10,999	1,099,900.00	29,958	1,497,900.00	200,353	2,003,530.00	417,817	2,089,085.00	1,916,486	3,832,972.00
TOTAL	\$62,084,596.00	63,911	\$6,391,100.00	181,970	\$9,098,500.00	1,648,800	\$16,488,000.00	2,171,164	\$10,855,820.00	9,625,588	\$19,251,176.00

PONCE de LEON RACEWAY, INC.
Bayard, Florida

Officers

UNA D. GORDON, *President*
Ortega Boulevard
Jacksonville, Florida

I. BEVERLY NALLE, *Vice-President*
311 W. Forsyth Street
Jacksonville, Florida

FRANK D. UPCHURCH, *Secretary*
602 Exchange Bank Building
St. Augustine, Florida

W. ELLIS GILMOUR, *Treasurer*
Out Nelson Avenue
Saratoga Springs, New York

Directors

ERNEST W. ALLISON
WALTER S. GIBBONS
W. ELLIS GILMOUR

UNA D. GORDON
HAROLD J. HUGHES
I. BEVERLY NALLE

J. O. PHILLIPS
WILLARD A. SANN
FRANK D. UPCHURCH

PONCE DE LEON RACEWAY, INC.—(HARNESS TRACK)

40 Racing Days—March 4, 1953 to April 18, 1953, Incl.—35 Performances

Pari-Mutuel Handle	\$ 759,146.00
Average Performance	21,689.86
Average Wager per Capita	18.55

Total Attendance	40,926
Average Performance Attendance	1,169

STATE REVENUE

3% of P-M Handle	\$ 22,774.38
2% of P-M Handle	15,182.92
50% of Breaks	5,313.78
Admission Tax	5,028.69
	<u>\$ 48,299.77</u>
Occupational Licenses	2,260.50
Assumed Names	110.00
Colors	2.00
Total State Revenue	<u><u>\$ 50,672.27</u></u>

TRACK REVENUE FROM P-M HANDLE

12% of P-M Handle	\$ 91,097.52
50% of Breaks	5,313.60
	<u>\$ 96,411.12</u>

Distributed to Public (81.60%)

Percentage of Daily Double to Total Pool.....	5.99%
Percentage of Quiniela to Total Pool.....	18.70%
Percentage of Breaks to Total Pool.....	1.40%

63

Pool Classification	Amount Wagered	\$10.00 Wagers		\$5.00 Wagers		\$2.00 Wagers	
		Number	Amount	Number	Amount	Number	Amount
Daily Double	\$ 45,462.00					22,731	\$ 45,462.00
Quiniela	141,942.00					70,971	141,942.00
Straight	291,560.00	6,313	\$63,130.00	16,550	\$ 82,750.00	72,840	145,680.00
Place	157,311.00	2,217	22,170.00	7,563	37,815.00	48,663	97,326.00
Show	122,871.00	761	7,610.00	4,295	21,475.00	46,893	93,786.00
TOTAL	\$759,146.00	9,291	\$92,910.00	28,408	\$142,040.00	262,098	\$524,196.00

SUNSHINE PARK RACING ASSOCIATION, INC.

Oldsmar, Florida

Officers

LINCOLN G. PLAUT, *President*

200 E. Chestnut Street

Chicago, Illinois

HARRY JACOBS, *Vice-President*

1409 Todd's Lane

Wilmington, Delaware

JOHN W. KANE, *Secretary and Treasurer*

North American Mutual Insurance Bldg.

Wilmington, Delaware

Directors

HARRY JACOBS
W. FRANK HOBBS

LINCOLN G. PLAUT

JOHN W. KANE
JUSTIN V. O'CONNOR, JR

SUNSHINE PARK RACING ASSOCIATION, INC.

50 Racing Days—January 15, 1953 to March 14, 1953, Incl.—50 Performances

Pari-Mutuel Handle	\$ 8,438,802.00
Average Daily Handle	168,776.04
Average Wager per Capita	65.50

Total Attendance	128,827
Average Daily Attendance	2,577

STATE REVENUE

(3% of P-M Handle) Flat Rate \$3,000.00 per day	\$ 150,000.00
(5% of P-M Handle) Flat Rate \$1,000.00 per day	50,000.00
Breaks (0.70%)	59,135.35
Admission Tax	16,252.60
	<u>\$ 275,387.95</u>
Occupational Licenses	4,651.50
Assumed Names	210.00
Color Registrations	318.00
Total State Revenue	<u>\$ 280,567.45</u>

TRACK REVENUE FROM P-M HANDLE

Track Share of P-M Handle (12.63%) (After Flat Rate to State is Deducted)	\$ 1,065,820.30
Distributed to Public from P-M Handle (84.30%)	<u>\$ 7,113,846.35</u>
Percentage of Daily Double to Total Pool.....	<u>7.34%</u>
Percentage of \$50.00 Wagers to Total Pool.....	8.96%
Percentage of \$10.00 Wagers to Total Pool.....	29.60%
Percentage of \$ 5.00 Wagers to Total Pool.....	13.92%
Percentage of \$ 2.00 Wagers to Total Pool.....	47.52%

59

Pool Classification	Amount Wagered	\$50.00 Wagers Number	\$50.00 Wagers Amount	\$10.00 Wagers Number	\$10.00 Wagers Amount	\$5.00 Wagers Number	\$5.00 Wagers Amount	\$2.00 Wagers Number	\$2.00 Wagers Amount
Daily Double	\$ 619,762.00							309,881	\$ 619,762.00
Straight	4,214,131.00	9,197	\$459,850.00	150,655	\$1,506,550.00	135,701	\$ 678,505.00	784,613	1,569,226.00
Place	2,098,391.00	3,431	171,550.00	62,833	628,330.00	63,081	315,405.00	491,553	983,106.00
Show	1,506,518.00	2,491	124,550.00	36,317	363,170.00	36,072	180,360.00	419,219	838,438.00
TOTAL	\$8,438,802.00	15,119	\$755,950.00	249,805	\$2,498,050.00	234,854	\$1,174,270.00	2,005,266	\$4,010,532.00

The Attendance of 2,104 and Pari-Mutuel Handle of \$155,039.00 for Scholarship Fund Day, March 5, 1953, not included in above.

TROPICAL GABLES CORPORATION

Coral Gables, Florida

Officers

NATHAN E. HERZFELD, *President*

336 Central Park West

New York, N. Y.

JEROME V. O'GRADY, *Vice-President*

183 Craig Avenue

Freeport, Long Island, New York

ALFRED O. HOYT, *Treasurer*

70 Pine Street

New York, N. Y.

GERALD H. BRADY, *Secretary*

111 Venetian Way

DiLido Island, Miami Beach, Florida

JOYCE W. HOLLUMS, *Assistant Secretary*

5261 N. Kendall Drive

Miami, Florida

Directors

WILLIAM F. BLEAKLEY

ANTHONY TACCETTA

GERALD H. BRADY

NATHAN E. HERZFELD

FRANCIS M. BRADY

DAVID COLEMAN

ALFRED O. HOYT

JEROME V. O'GRADY

VINCENT P. MAZZOLA

TROPICAL GABLES CORPORATION

40 Racing Days—November 27, 1952 to January 15, 1953, Incl.—40 Performances

Pari-Mutuel Handle	\$32,574,287.00
Average Daily Handle	814,357.17
Average Wager per Capita	92.54

Total Attendance	351,998
Average Daily Attendance	8,800

STATE REVENUE

3% of P-M Handle	\$ 977,228.61
5% of P-M Handle	1,628,714.35
Breaks (0.56%)	180,983.60
Admission Tax	69,975.98

\$ 2,856,902.54

Occupational Licenses	18,753.25
Assumed Names	1,540.00
Color Registrations	820.00

Total State Revenue \$ 2,878,015.79

TRACK REVENUE FROM P-M HANDLE

7% of P-M Handle	\$ 2,280,200.09
Distributed to Public from P-M Handle (84.44%)	\$27,507,160.35

Percentage of Daily Double to Total Pool..... 6.85%

Percentage of \$100.00 Wagers to Total Pool... 7.88%

Percentage of \$ 50.00 Wagers to Total Pool... 15.66%

Percentage of \$ 10.00 Wagers to Total Pool... 25.95%

Percentage of \$ 5.00 Wagers to Total Pool... 19.21%

Percentage of \$ 2.00 Wagers to Total Pool... 31.30%

67

Pool Classification	Amount Wagered	\$10.00 Wagers		\$50.00 Wagers		\$10.00 Wagers		\$5.00 Wagers		\$2.00 Wagers	
		Number	Amount	Number	Amount	Number	Amount	Number	Amount	Number	Amount
Daily Double	\$ 2,232,488.00					58,348	\$ 583,480.00			824,504	\$ 1,649,008.00
Straight	18,100,040.00	17,806	\$1,780,600.00	66,428	\$3,321,400.00	533,885	5,338,850.00	689,332	\$3,446,660.00	2,106,265	4,212,530.00
Place	6,652,829.00	4,211	421,100.00	18,391	919,550.00	140,008	1,400,080.00	313,253	1,566,265.00	1,172,917	2,345,834.00
Show	5,588,930.00	3,647	364,700.00	17,203	860,150.00	113,162	1,131,620.00	249,188	1,245,940.00	993,260	1,986,520.00
TOTAL	\$32,574,287.00	25,664	\$2,566,400.00	102,022	\$5,101,100.00	845,403	\$8,454,030.00	1,251,773	\$6,258,865.00	5,096,946	\$10,193,892.00

The Attendance of 6,038 and Pari-Mutuel Handle of \$549,361.00 for Scholarship Fund Day, Dec. 3, 1952, not included in above.
 The Attendance of 6,160 and Pari-Mutuel Handle of \$641,535.00 for University of Miami Day, Dec. 17, 1952, not included in above.

