

26th
Annual Report
of the
FLORIDA STATE RACING
COMMISSION

to the
HONORABLE LEROY COLLINS
Governor of Florida

FOR THE FISCAL YEAR ENDING
June 30, 1957




CLARENCE H. RATLIFF, *Chairman*
JOHN R. RING, *Secretary*
J. D. JOHNSON, *Member*
C. SWEET SMITH, JR., *Member*
WARREN H. TOOLE, JR., *Member*

F351.76s
W131

26th

FLORIDA STATE LIBRARY





GOVERNOR LEROY COLLINS

Members of the
FLORIDA STATE RACING COMMISSION



CLARENCE H. RATLIFF, *Chairman*



JOHN R. RING, *Secretary*




J. D. JOHNSON



C. SWEET SMITH, JR.



WARREN H. TOOLE, JR.



Twenty-Sixth Annual Report

26th
Annual Report

of the
**FLORIDA STATE RACING
COMMISSION**

to the
HONORABLE LEROY COLLINS
Governor of Florida

FOR THE FISCAL YEAR ENDING
June 30, 1957



CLARENCE H. RATLIFF, *Chairman*
JOHN R. RING, *Secretary*
J. D. JOHNSON, *Member*
C. SWEET SMITH, JR., *Member*
WARREN H. TOOLE, JR., *Member*

286

Annual Report

FLORIDA STATE RACING COMMISSION

GOVERNOR'S OFFICE

Tallahassee, Florida

FOR THE YEAR ENDING

JUNE 30, 1967



PRINTED AT THE
STATE PRINTING OFFICE
TALLAHASSEE, FLORIDA

Twenty-Sixth Annual Report

to the

GOVERNOR OF FLORIDA

from

THE FLORIDA STATE RACING COMMISSION

JULY 1, 1956 THROUGH JUNE 30, 1957

July 1, 1957

His Excellency LeRoy Collins
Governor of Florida
Tallahassee, Florida

Sir:

In compliance with the requirement contained in Section 550.02, subsection 2, Florida Statutes 1957, the Florida State Racing Commission submits this, its Twenty-sixth Annual Report for the period commencing July 1, 1956, to and including June 30, 1957.

During this period the membership of the Commission consisted of the following named persons and the Congressional Districts from which they serve:

Warren H. Toole, Jr., Tampa.....	First District
Clarence H. Ratliff, Live Oak.....	Second District
J. D. Johnson, Pensacola.....	Third District
John R. Ring, Miami.....	Fourth District
C. Sweet Smith, Jr., Cocoa.....	Fifth District

During the period covered by this report, Clarence H. Ratliff served as Chairman and John R. Ring served as Secretary. George F. Gilleland acted as Attorney for the Commission.

Formal meetings of the Commission were held during the past year on the following dates and at the indicated locations:

July 9, 10 and 11, 1956.....	Miami, Florida
August 13, 1956.....	Jacksonville, Florida
October 9, 1956.....	Miami, Florida
October 18, 1956.....	Tallahassee, Florida
November 5, 1956.....	Miami, Florida
November 27 and 28, 1956.....	Miami, Florida
January 14, 1957.....	Miami, Florida
February 19, 1957.....	Miami, Florida
February 25, 26 and 27, 1957.....	Miami, Florida
April 4 and 5, 1957.....	Miami, Florida
May 15, 1957.....	Jacksonville, Florida

RACING DATES

The Commission assigned racing dates for the 1956-1957 season to the various permit holders as follows:

(Listed in order of opening and including scholarship and charity days.)

WINTER RACING

HORSE TRACKS:

- Tropical Park, Inc., Coral Gables
November 28, 1956 through January 16, 1957 (43 days)
- Hialeah Race Course, Inc., Hialeah
January 17, 1957 through March 3, 1957 (40 days)
- Sunshine Park Racing Association, Inc., Oldsmar
January 25, 1957 through March 26, 1957 (52 days)
- Gulfstream Park Racing Association, Inc., Hallandale
March 4, 1957 through April 23, 1957 (43 days)

GREYHOUND TRACKS:

- Orange Park Kennel Club, Orange Park
October 6, 1956 through November 27, 1956
Re-open: April 11, 1957 through June 4, 1957
Closed: April 19, 1957 (91 days)
- Associated Outdoor Clubs, Inc., Tampa
November 13, 1956 through February 28, 1957 (92 days)
- Sanford-Orlando Kennel Club, Inc., Longwood
November 13, 1956 through February 28, 1957 (92 days)
- West Flagler Kennel Club, Inc., Miami
November 13, 1956 through January 5, 1957
Re-open: February 16, 1957 through April 9, 1957 (92 days)
- Broward County Kennel Club, Inc., Hollywood
November 17, 1956 through December 22, 1956
Re-open: January 21, 1957 through April 1, 1957 (92 days)

- Jacksonville Kennel Club, Inc., Jacksonville
December 25, 1956 through April 9, 1957 (91 days)
- Key West Kennel Club, Inc., Key West
December 28, 1956 through April 11, 1957 (90 days)
- Palm Beach Kennel Club, Inc., West Palm Beach
December 28, 1956 through April 13, 1957 (91 days)
- Miami Beach Kennel Club, Inc., Miami Beach
January 1, 1957 through April 17, 1957 (92 days)
- St. Petersburg Kennel Club, Inc., St. Petersburg
January 2, 1957 through April 17, 1957 (91 days)
- Biscayne Kennel Club, Inc., Miami
January 7, 1957 through February 27, 1957
Re-open: April 10, 1957 through June 3, 1957 (92 days)
- Sarasota Kennel Club, Inc., Sarasota
March 1, 1957 through June 3, 1957 (81 days)

JAI-ALAI FRONTONS:

- Gandy Operating Company, Tampa
December 12, 1956 through April 10, 1957
Closed: December 24, 1956 (102 days)
- Monro Operating Company, Inc., Dania
December 12, 1956 through April 10, 1957
Closed: December 24, 1956 (102 days)
- The Fronton, Inc., West Palm Beach
December 12, 1956 through April 10, 1957
Closed: December 24, 1956 (102 days)
- Fronton Exhibition Co., Inc., Miami
December 13, 1956 through April 10, 1957 (102 days)

SUMMER RACING

GREYHOUND TRACKS:

- Pensacola Kennel Club, Inc., Pensacola
May 31, 1957 through September 16, 1957
Closed: September 3, 1957 (92 days)
- Volusia County Kennel Club, Inc., Daytona Beach
June 4, 1957 through September 18, 1957 (92 days)
- Washington County Kennel Club, Inc., Ebro
June 15, 1957 through September 30, 1957 (92 days)

APPROVED APPLICATIONS

During the past year the Racing Commission approved the following applications for permits filed during 1955-1956 to conduct racing:

GREYHOUND TRACKS:

- Bonita-Fort Myers Corporation, Lee County

HARNESS TRACKS:

Seminole Park and Fairgrounds, Inc., Seminole County. (This permit was subsequently held invalid by the Circuit Court of Leon County. The details are contained in the litigation section of this report.)

PERMIT APPLICATIONS

Applications for permits to operate greyhound tracks and jai-alai frontons were filed with the Commission during the past year as follows:

GREYHOUND TRACKS:

J. Carl Saunders, Jefferson County.

JAI-ALAI FRONTONS:

Caron, Inc., Duval County.

Elmer Jones, Seminole County.

The above permits were filed in June, 1957, and as of this date no action has been taken.

ADMINISTRATION

Robert Kelly, Supervisor of Racing for the past fifteen years, and Louis Derteen, Jr., the Assistant Supervisor, direct the various activities of the Racing Commission. Irving Harrington is in charge of the auditing department; Tom C. Parker, the investigating division; and Dr. Elsie S. Bellows supervises the Commission laboratory.

In the Commission office, located at 911 Metropolitan Bank Building, Miami, are kept all the records and statistics of the various racing activities conducted in the State. This report contains but a small fraction of these records and any other data, too voluminous to be included in its entirety, will be gladly furnished upon request.

INVESTIGATIVE DIVISION

The Racing Commission, with the interest of the public in mind, maintains an investigative division whose function it is to enforce the racing laws and the Rules and Regulations of Racing as promulgated by the Commission.

With the cooperation of the local and state law enforcement agencies, the track safety departments and the association managements, this division was able to effectively promote and correlate the investigations of all illegal activities on the race tracks of Florida. During the period covered by this report, 306 persons were ejected from Florida race tracks for various reasons.

The Investigative department devotes much of its time to the enforcement of the "85% law" which requires at least 85% of the employees at each track to be bona fide Florida residents and that 85% of the weekly payrolls be paid to them. This law assures Florida citizens a fair proportion of the positions at each track.

This division is responsible for obtaining the fingerprints and photographs of all officers, directors and employees of each track. During the past year some 875 new fingerprints were added to the permanent files maintained in the Miami office.

With the cooperation of the Florida Railroad and Public Utilities Commission, the diagrams of telephone installations at the various tracks were made. The Racing Commission wishes to express its appreciation to Mr. Wilkins Lenhart, the telephone engineer for that agency for his assistance in the enforcement of the "anti-dissemination" law.

In addition the Commission wishes to thank the Federal Bureau of Investigation, and the Safety departments of the various racing associations for their splendid cooperation during the past year.

LABORATORY

To keep racing on the highest possible plane, the Racing Commission maintains a complete racing laboratory. Urine and saliva samples taken from winning thoroughbreds and greyhounds are analyzed microchemically at this laboratory. As a result of these analyses, which detect and identify any illegal drug or medicine, fraudulent doping practices in Florida have been decreased considerably. Without this laboratory control, unscrupulous individuals might attempt to administer stimulants which would affect the racing qualities of their animals. The effectiveness of this program is best illustrated by the fact that of the 8,759 samples taken from winners in Florida, only nine, after analysis, were found to contain illegal drugs or medicines. In contrast, 475 samples from various foreign racing boards were analyzed (at a charge of \$10.00 each) and four of these were positive for forbidden drugs.

Dr. Bellows and the laboratory staff are constantly searching for new procedures to identify stimulants and attempting to learn the qualities of each newly marketed drug. Through their conscientious efforts, the Florida State Racing Commission enjoys the reputation of having one of the finest and most efficient racing laboratories in the world.

SCOPE OF RACING

During the past racing season the pari-mutuel handle was again the largest in the history of Florida racing. The total play at the twenty-three associations was \$322,948,073.00, or 3.95 per cent more than during 1955-1956. The accumulated attendance during the year was 2.03 per cent more than the previous year as 6,035,932 persons attended the four horse tracks, fifteen greyhound tracks and four jai-alai frontons.

The State derived more revenue from racing during the past fiscal year than ever before. The increase was 3.26 per cent, as the various taxes and license fees amounted to \$24,969,496.52.

The mutuel handle and percentage of increase, or decrease, for each racing activity is as follows:

HORSE TRACKS

	<i>Pari-Mutuel</i>	<i>Pari-Mutuel</i>	<i>Percentage</i>	
	<i>Play</i> 1955-1956	<i>Play</i> 1956-1957	<i>Increase</i> %	<i>Decrease</i> %
Gulfstream Park Racing Assn.....	\$ 53,825,682	\$ 50,689,326		5.83%
Hialeah Race Course, Inc.....	71,743,684	70,790,024		1.33
Sunshine Park Racing Assn.....	9,043,665	10,189,578	12.7	%
Tropical Park, Inc.....	35,977,034	35,606,966		1.03
	<u>\$170,590,065</u>	<u>\$167,275,894</u>		<u>1.94%</u>

GREYHOUND TRACKS

Associated Outdoor Clubs, Inc.....	\$ 7,549,315	\$ 8,438,977	11.8	%
Biscayne Kennel Club, Inc.....	17,734,118	20,395,847	15.0	
Broward County Kennel Club, Inc.....	15,114,099	16,063,030	6.28	
Jacksonville Kennel Club, Inc.....	4,225,682	4,839,110	14.5	
Key West Kennel Club, Inc.....	1,630,570	1,542,828		5.38%
Miami Beach Kennel Club, Inc.....	12,080,631	13,091,177	8.36	
Orange Park Kennel Club, Inc.....	3,938,929	4,245,148	7.77	
Palm Beach Kennel Club, Inc.....	6,935,273	7,735,698	11.5	
Pensacola Kennel Club, Inc.....	3,405,877	4,355,169	27.9	
St. Petersburg Kennel Club, Inc.....	12,446,662	13,692,747	10.0	
Sanford-Orlando Kennel Club, Inc.....	5,175,391	5,385,777	4.07	
Sarasota Kennel Club, Inc.....	5,645,643	5,914,749	4.77	
Volusia County Kennel Club, Inc.....	10,279,969	10,442,571	1.58	
Washington County Kennel Club, Inc.....	1,677,281	* 2,041,811	21.7	
West Flagler Kennel Club, Inc.....	14,248,539	16,340,867	14.7	
	<u>\$122,087,979</u>	<u>\$134,525,506</u>	<u>10.2</u>	<u>%</u>

JAI-ALAI FRONTONS

Fronton Exhibition Co., Inc.....	\$ 6,805,812	\$ 7,730,124	13.6	%
The Fronton, Inc.....	1,771,082	* 2,804,499	58.4	
Gandy Operating Co.....	3,442,620	3,580,082	3.99	
Monro Operating Co.....	5,983,874	7,031,968	17.5	
	<u>\$ 18,003,388</u>	<u>\$ 21,146,673</u>	<u>17.5</u>	<u>%</u>
TOTAL ALL TRACKS	<u><u>\$310,681,432</u></u>	<u><u>**\$322,948,073</u></u>	<u><u>3.95%</u></u>	

*—First Full Season.

**—Does not include Scholarship or Charity Days.

The 67 counties of the State each received \$175,000.00, of which \$138,000.00 was apportioned under the old racing laws and \$37,000.00 from the additional taxes on greyhound tracks enacted by the 1955 Legislature. This sum is \$10,000.00 more than each county received during 1955-1956.

The Old Age Assistance Fund also experienced an increase. The \$12,368,479.78 received was \$32,161.94 more than was received during the previous year.

Although the sum of \$24,969,496.52 was collected by the Commission during the season in review, only 1.79 per cent was expended in controlling, directing and supervising the operations and activities of the various licensees. The expenditures for the year represent a saving of \$28,512.21 from the budget appropriation.

ABANDONED PARI-MUTUEL TICKETS

Pursuant to Chapter 29688, Acts of 1955, the Legislature authorized that all abandoned pari-mutuel tickets issued after November 15, 1955, should escheat to the State two years after the date of issue. Although the various racing associations are not required to make their first remittances until July 1, 1958, deposits of \$3,992.20, representing the unclaimed tickets at Jacksonville Kennel Club and Orange Park Kennel Club during the 1955-1956 season, have been made to the account of the State school fund and will be used for the support and maintenance of free public schools as provided by law.

SCHOLARSHIP FUND

Pursuant to Chapter 25258, Acts of 1949, the Legislature authorized the various tracks and frontons to operate a total of twenty-two additional days of racing during the past year for the purpose of creating and providing State Scholarships from the profits derived therefrom. A total of \$349,514.06 was remitted to the State Board of Control for Institutions of Higher Learning.

In addition, the Commission in compliance with Chapter 28499, Acts of 1953, authorized the applicable tracks and frontons in Hillsborough County to operate a total of three additional days for the benefit of the University of Tampa, from which that institution realized the sum of \$13,767.94 to be used for scholarships for worthy students.

CHARITY DAYS

In conformance with Chapter 20843, Acts of 1941, the operators of the various tracks and frontons are permitted to apply for an additional day wherein the net proceeds are to be contributed to charities of their choice, subject to provision designating the University of Miami as a charitable institution entitled to a minimum of 25 per cent of the day's profits. Permission was granted by the Commission for the operation of fifteen such days during the year as a result of which \$320,442.06 was realized by the University of Miami.

LEGISLATION

During the 1957 session of the Legislature, the Florida Statutes were amended to include the following provisions:

(1) The Racing Commission now has the power to subpoena and the power to levy fines for infractions of the Statutes or Commission Rules.

(2) The winter greyhound racing season now commences November 1 of each year instead of November 15.

(3) The immediate transmission by radio or television of "stake races", if they are broadcast or televised nationally, may be allowed in addition to the two feature races previously allowed per week.

(4) The Statutes now require that an election for the ratification of a racing permit shall be a special election.

(5) Any person having been ejected from a Florida race track who returns to a track without having been re-instated by the Commission now is guilty of a misdemeanor and can be punished by law.

(6) The provisions for a charity day have been broadened to include charitable institutions within 100 miles of a race track holding that day for charity.

LITIGATION

During the year in review, the Racing Commission was a party to the following suits:

Brevard Kennel Club, Inc. v. Florida State Racing Commission.
State, Ex Rel., Indian River Kennel Club, Inc. v. State Racing Commission, Et Al.

State, Ex. Rel., Martin County Kennel Club, Inc. v. C. H. Ratliff, as Chairman of Florida State Racing Commission, Et Al.

This litigation arose as a result of three applicants applying for permits to operate summer dog racing establishments, which applications were denied by the State Racing Commission because the requested summer permits were not for locations in the territory lying wholly east of the St. Johns River and south of the Matanzas Inlet, as provided by statute. The applicants filed mandamus in the Supreme Court of Florida seeking to force the Commission to grant said applicants racing permits. The Supreme Court on December 5, 1956, sustained the construction of the statute by the State Racing Commission and granted the Commission's motion to dismiss the alternative writs theretofore issued by the Supreme Court.

Tropical Park, Inc., and Maurice J. Hirshstein v. C. H. Ratliff, Et Al.

This is a case in which the petitioners sought certiorari in the Supreme Court of Florida from an order of the State Racing Commission entered on April 4, 1957, revoking the license of Tropical Park, Inc., and denying Maurice J. Hirshstein of attending any pari-mutuel operation in the State of Florida for violation of the Florida Statutes and Rules and Regulations of the Commission. This case is pending before the Supreme Court of Florida and has not been decided at the writing of this report.

State, Ex Rel., Caron, Inc. v. Florida State Racing Commission.

This is an original proceeding in the Supreme Court of Florida seeking to force the Commission to issue to Caron, Inc., a permit for operation of a jai-alai fronton in Duval County. An application had been previously made and presented to the Commission and the Commission had denied the appli-

cation on numerous grounds set forth in its order showing that the applicant had not complied with the statute. A motion to dismiss the petition for alternative writ of mandamus has been filed in this case and the matter is still pending in the Supreme Court of Florida.

Leon V. McLaulin and Sanford-Orlando Kennel Club, Inc., v. Seminole Park and Fairgrounds, Inc. and Florida State Racing Commission.

This was an action in the Second Judicial Circuit, Leon County, for a declaratory decree seeking to void a harness horse racing permit issued by the State Racing Commission in Seminole County, Florida. The State Racing Commission had previously ruled that Section 550.05, Florida Statutes, relating to distances between racing establishments meant that the 100-mile provision referred to dog track v. dog track and horse track v. horse track, but that it did not mean that a harness horse track could not be established within a radius of 100 miles of a dog track. Judge Hugh Taylor of the Second Judicial Circuit, Leon County, held on May 30, 1957, that the 100-mile provision specified in Section 550.05, Florida Statutes, prohibited the issuance of a racing permit to the harness horse track in Seminole County. At this time no appeal from said decision has been taken.

State of Florida, Ex Rel., Emanuel S. Kramer v. Florida State Racing Commission, Et Al.

This is a petition for writ of mandamus and petitioner seeks to compel the State Racing Commission to make available to him for inspection all annual audits of all greyhound racing tracks, applications for permits filed by all greyhound racing tracks, daily and weekly reports of employees filed by the Broward County Kennel Club, Inc., and any other information and reports in the possession of the State Racing Commission that may be pertinent to a suit which he has instituted against the Broward County Kennel Club, Inc., and its officers and directors upon the theory that such records are public documents and as such petitioner as a citizen is entitled to inspect the same. A motion to quash the alternative writ has been filed and as of the date of the writing of this report the matter is still pending in the Circuit Court of the Eleventh Judicial Circuit, Dade County.

NATIONAL CO-ORDINATION

Members of this Commission are members of the National Association of State Racing Commissioners. Through a policy of reciprocity, the Racing Commissions of the various states having legalized pari-mutuel activities work together in the interest of better racing. A ruling made by the Commission of any member state is enforced by the other commissions. In addition, all Racing Commissions benefit from the exchange of valuable information and new ideas.

The National Association held their 1957 convention in Los Angeles, California, where Florida was represented by Secretary John R. Ring and Commissioner W. H. Toole, Jr. The Association of Official Racing Chemists met in conjunction with this convention and Dr. Elsie S. Bellows attended.

At the convention, Secretary Ring was elected First Vice-President of the National Association and Dr. Bellows was elected to the executive board of the Chemists.

FLORIDA BREEDERS

During the past year the number of thoroughbred breeding farms was increased considerably as several large breeders purchased acreage in Florida and moved their stock from northern states. The business of breaking and training of race horses is also on the increase as many yearlings are being shipped in for schooling in preparation for campaigns on the race tracks.

During 1956, Florida-breds won purses totaling nearly 1½ million dollars on all the tracks of the country. The winners bred in the Sunshine State were topped by "Needles", who earned \$440,850, and "King Hairan", with \$191,575.

The Florida Breeders Association, the turf writers, the racing associations and the Racing Commission are combining their efforts to publicize and promote the Sunshine State as an ideal location for breeding and training thoroughbreds.

CONCLUSION

We, the members of the Florida State Racing Commission, once again wish to express to you our deep appreciation for the trust and confidence you have placed in us, in appointing us to administer the racing laws of our State.

By accepting this responsibility, we have pledged ourselves to protect the public and the interest of the State at all times.

Respectfully submitted,

C. H. RATLIFF, *Chairman*
JOHN R. RING, *Secretary*
J. D. JOHNSON, *Member*
C. SWEET SMITH, JR., *Member*
WARREN H. TOOLE, JR., *Member*

EXHIBIT "A"

FLORIDA STATE RACING COMMISSION

PAID ATTENDANCE, PARI-MUTUEL HANDLE,
STATE REVENUE

SEASON 1931-1932 THRU SEASON 1956-1957

Seasons	Number of Racing Days	Total Attendance	Total Pari-Mutuel Handle	Total State Revenue
1931-1932	462	1,157,161	\$ 17,365,424.00	\$ 737,300.70
1932-1933	550	1,281,017	19,146,938.00	763,877.09
1933-1934	609	1,591,024	27,549,567.00	1,072,364.22
1934-1935	775	2,024,636	36,577,493.00	1,401,176.87
1935-1936	906	1,854,292	38,826,132.00	1,436,957.07
1936-1937	1,029	2,330,964	50,121,647.00	1,838,338.53
1937-1938	1,053	2,401,367	54,047,114.00	1,969,740.68
1938-1939	1,025	2,373,271	55,272,416.00	2,000,758.63
1939-1940	1,057	2,517,436	64,388,377.00	2,302,834.13
1940-1941	902	2,695,464	68,280,202.00	2,436,374.09
1941-1942	972	2,195,080	63,601,585.00	4,392,861.86
1942-1943	734	854,256	26,658,646.00	1,066,087.70
1943-1944	982	2,458,933	109,561,969.00	6,824,272.72
1944-1945	333	945,341	35,171,557.00	2,007,853.08
1945-1946	1,442	4,448,084	211,571,289.00	15,554,033.94
1946-1947	1,298	4,444,543	194,710,333.00	14,680,730.51
1947-1948	1,318	4,344,479	180,647,561.00	13,542,407.27
1948-1949	1,404	4,641,038	178,171,736.00	13,222,461.84
1949-1950	1,377	4,539,742	178,842,858.00	13,101,521.89
1950-1951	1,378	4,643,293	204,385,597.00	14,997,486.10
1951-1952	1,432	5,279,674	248,728,380.00	18,090,497.77
1952-1953	1,549	5,732,369	272,696,059.00	19,734,513.61
1953-1954	1,722	5,812,577	276,681,999.00	20,026,021.78
1954-1955	1,731	5,809,467	284,044,131.00	20,521,462.81
1955-1956	1,879	5,915,941	310,681,432.00	24,180,833.82
1956-1957	1,907	6,035,932	322,948,073.00	24,969,496.52
TOTALS	29,826	88,327,381	\$3,530,678,515.00	\$242,872,265.23

DISTRIBUTION OF STATE REVENUE:

To Counties	\$113,132,635.31
To Old Age Assistance	119,122,212.39
To State General Fund	3,914,131.00
Operating Expenses	6,430,086.42
Cash on Hand and In Transit as of June 30, 1957	273,200.11
TOTAL	\$242,872,265.23

EXHIBIT "B"

FLORIDA STATE RACING COMMISSION
STATEMENT OF RECEIPTS AND DISBURSEMENTS

JULY 1, 1956 TO JUNE 30, 1957, INCLUSIVE

RECEIPTS

STATE RACING COMMISSION FUND:

Admission Tax:	
Dog Tracks	\$ 362,703.72
Jai-Alai Frontons	117,316.71
Horse Tracks	394,309.47
TOTAL	\$ 874,329.90

Commission on Pari-Mutuel Handle:

Dog Tracks 3/17 of Net Commission	\$3,531,713.71
Dog Tracks Flat Rate instead of 3/17	15,180.00
Jai-Alai Frontons 3%	634,400.19
Horse Tracks 3%	4,712,589.48
Horse Tracks Flat Rate instead of 3%	187,500.00
TOTAL	\$ 9,081,383.38

Licenses, Registration and Miscellaneous:

Occupational Licenses	\$ 68,892.75
Greyhound Registrations	442.00
Assumed Name Registrations	3,130.00
Color Registrations	1,457.00
Miscellaneous Receipts	4,914.00
Miscellaneous Refunds	172.92
TOTAL	\$ 79,008.67

State Racing Commission New Dog Tax Fund

Commission on Pari-Mutuel Handle:

Dog Tracks 2/17 of Net Commission	\$2,355,114.59
Dog Tracks 25% Breakage	200,650.35
TOTAL	\$ 2,555,764.94

\$12,590,486.89

OLD AGE ASSISTANCE FUND:

Commission on Pari-Mutuel Handle:

Dog Tracks 2/17 of Net Commission	\$2,354,474.59
Dog Tracks Flat Rate instead of 2/17	10,120.00
Dog Tracks 75% Breakage	601,960.35
Jai-Alai Frontons 2%	422,933.46
Jai-Alai Frontons 50% of Breakage	50,932.18
Horse Tracks 5%	7,854,315.80
Horse Tracks Flat Rate instead of 5%	62,500.00
Horse Tracks 100% of Breakage	1,021,773.25

\$12,379,009.63

TOTAL RECEIPTS FOR CURRENT SEASON **\$24,969,496.52**

Excluding Scholarship and Charity Days
(See Exhibits "D" and "E")

BALANCE ON HAND, July 1, 1956 as follows:

STATE RACING COMMISSION ACCOUNT 6/30/56	\$ 111,382.68
Remittance in Transit as of 6/30/56	101,632.13

TOTAL AVAILABLE AND TO BE ACCOUNTED FOR **\$25,182,511.33**

FLORIDA STATE RACING COMMISSION

DISBURSEMENTS

JULY 1, 1956 TO JUNE 30, 1957, INCLUSIVE

SALARIES:

Commissioners.....	\$ 13,800.00	
Commission Attorney.....	3,000.00	\$ 16,800.00
General Office.....	\$ 57,863.53	
Laboratory.....	24,525.68	\$ 82,389.21

TRACK SUPERVISION:

Dog Racing Associations.....	\$177,400.75	
Jai-Alai Frontons.....	42,106.00	
Horse Racing Associations.....	68,742.50	\$ 288,249.25
TOTAL SALARIES.....		\$ 387,438.46

TRAVELING EXPENSES:

Commissioners.....	\$ 6,477.10	
Commission Attorney.....	304.58	
Employees.....	6,803.48	\$ 13,585.16

MISCELLANEOUS LABORATORY EXPENSES:

Chemicals and Supplies.....	\$3,963.65	
Express.....	451.85	
Gas, Light and Water.....	865.85	
Laundry.....	130.73	
Postage.....	302.10	
Printing and Binding.....	570.00	
Rental.....	2,100.00	
Repairs to Equipment.....	68.24	
Stationery and Office Supplies.....	125.25	
Telephone and Telegraph.....	201.75	\$ 8,779.42

MISCELLANEOUS ADMINISTRATIVE OFFICE EXPENSES:

Association Dues.....	\$ 500.00	
Bond Premiums.....	607.13	
Books and Subscriptions.....	208.00	
Clipping Service.....	66.80	
Credit Information.....	113.25	
Freight, Express, Cartage and Vanning.....	300.42	
Photographing and Blue Prints.....	1.80	
Insurance—Building and Equipment.....	601.76	
Insurance—Workmens' Compensation.....	3,197.55	
Judges Fees—Occupational Licenses.....	3,233.50	
Identification Photo Registrations.....	475.59	
Fingerprint Registrations.....	583.55	
Laundry.....	24.00	
Legal Hearing, Court Reporting, etc.....	5,636.14	

Postage	1,157.35	
Rental—Miami Office	6,876.80	
Rental for Attorney General Office	807.00	
Rental of Equipment	211.50	
Repairs to Furniture and Equipment	401.45	
Painting and Repairs	34.89	
Printing and Binding	3,266.39	
Stationery and Office Supplies	2,568.10	
Telephone and Telegraph	3,566.89	
Water for Office	27.10	\$ 34,466.96
Transfer to Merit System Council		\$ 1,042.76
TOTAL MISCELLANEOUS DISBURSEMENTS.....		\$ 44,289.14
CAPITAL OUTLAY:		
Laboratory Equipment		\$ 875.40
Office Furniture and Equipment		1,556.63
Total Capital Outlay		\$ 2,432.03
TOTAL DISBURSED BY COMMISSION.....		\$ 447,744.79
Regular Distribution to Counties		\$ 9,246,000.00
Additional Distribution to Counties		2,479,000.00
Regular 3% Distribution to General Revenue		295,340.31
Additional 3% Distribution to General Revenue		72,746.34
To General Revenue for Old Age Fund		12,368,479.78
GRAND TOTAL DISBURSEMENTS.....		\$24,909,311.22
Balance on Hand State Racing Commission Account (June 30, 1957)		136,563.54
Remittance in Transit from Dog Tracks (June 30, 1957)		136,636.57
TOTAL ACCOUNTED FOR.....		\$25,182,511.33

Attend

96
302
64
463

192
494
429
109
55
334
92
191
120
107
388
417

2,934

3,397

308
118
171
295
893

4,291

489
692
129
312

1,624

5,915

10120000
10120000
10120000
10120000
10120000
10120000
10120000

1955-1956 SEASON

EXHIBIT "C"
FLORIDA STATE RACING COMMISSION
COMPARATIVE DATA

1956-1957 SEASON

Main comparative data table with columns for Attendance, Pari-Mutuel Handle, Tax on Attendance, 3% Comm. and Sliding Scale on Pari-Mutuel Handle, 2% Comm. and Sliding Scale on Pari-Mutuel Handle, 2/17 of Net Comm. on Pari-Mutuel Handle, 25% Total Breaks, 50% and 75% Total Breaks, TOTAL State Revenue, Track Allowance \$170.00 Per Race, Total Track Breaks, Track 10/17 Net Comm. & 12% Sliding Scale, Total Track Revenue, Distributed to Public, No. Racing Days, SOURCES OF RACING REVENUE, No. Racing Days, Paid Attendance, Pari-Mutuel Handle, Tax on Attendance, Net Com. and Sliding Scale on P-M Handle 3/17, Net Com. and Sliding Scale on P-M Handle 2/17, 2/17 of Net Com. on P-M Handle, Breaks 25%, Breaks 75%, TOTAL State Revenue, Track Allowance \$170.00 Per Race, Net Track Comm. and Sliding Scale, Fronton Breaks, Total Track Revenue, Distributed to Public from P-M Handle.

OTHER INCOME: Occupational Licenses \$ 65,275.00 Greyhound Registrations 6,116.00 Assumed Name Registrations 3,020.00 Color Registrations 1,431.00 Miscellaneous Income 4,212.79 TOTAL OTHER INCOME \$ 80,054.79 GRAND TOTAL RECEIPTS \$24,180,833.82

In addition to total receipts see Exhibit "D" for Racing Fund collected.

OTHER INCOME: Occupational Licenses \$ 68,892.75 Greyhound Registrations 442.00 Assumed Names Registrations 3,130.00 Color Registrations 1,457.00 Miscellaneous Income 5,086.92 TOTAL OTHER INCOME \$ 79,008.67 GRAND TOTAL RECEIPTS \$24,969,496.52

* Plus credit of \$25,334.95 in Commission Tax and \$2,488.50 in Admission Tax authorized by Chapter 31414 Florida Statutes—passed by 1955 Legislature. In addition to total receipts see Exhibit "D" and "E" for other Funds Collected.

EXHIBIT "C"

FLORIDA STATE RACING COMMISSION
COMPARATIVE DATA

1955-1956 SEASON

Attendance	Pari-Mutuel Handle	Tax on Attendance	3%—3/17 Net Comm. and Sliding Scale on Pari-Mutuel Handle	2%—2/17 Net Comm. and Sliding Scale on Pari-Mutuel Handle	2/17 of Net Comm. on Pari-Mutuel Handle	25% Total Breaks	50% and 75% Total Breaks	TOTAL State Revenue	Track Allowances \$170.00 Per Race	Total Track Breaks	Track 10/17 Net Comm. & 12% Sliding Scale	Total Track Revenue	Distributed to Public	No. Racing Days	SOURCES OF RACING REVENUE	No. Racing Days	Paid Attendance
GREYHOUND RACING ASSOCIATIONS SUMMER SEASON																	
96,575	\$ 3,405,877.00	\$ 10,240.40	\$ 89,597.79	\$ 59,731.86	\$ 13,172.42	\$ 1,954.53	\$ 13,936.59	\$ 188,633.59	\$ 45,900.00	\$ 8,072.60	\$ 370,597.02	\$ 424,569.62	\$ 2,802,914.19	86	—Pensacola Kennel Club, Inc.—	90	112,112
302,924	10,279,969.00	33,194.43	298,859.07	199,239.38	38,948.48	3,775.82	35,478.24	609,495.42	54,060.00	24,149.97	1,156,487.80	1,234,697.77	8,468,970.24	91	—Volusia County Kennel Club, Inc.—	89	272,911
64,068	1,677,281.00	6,550.20	30,101.43	20,067.62	1,927.52	751.49	7,914.16	67,312.42	9,350.00	5,659.09	223,691.20	238,700.29	1,377,818.49	86	—Washington County Kennel Club, Inc.—	89	70,760
463,567	\$ 15,363,127.00	\$ 49,985.03	\$ 418,558.29	\$ 279,038.86	\$ 54,048.42	\$ 6,481.84	\$ 57,328.99	\$ 865,441.43	\$ 109,310.00	\$ 37,881.66	\$ 1,750,776.02	\$ 1,897,967.68	\$ 12,649,702.92	263	—TOTAL SUMMER SEASON—	268	455,783
WINTER SEASON																	
192,748	\$ 7,549,315.00	\$ 19,274.80	\$ 196,809.45	\$ 131,206.30	\$ 125,026.16	\$ 10,129.76	\$ 31,248.11	\$ 513,694.58	\$ 168,130.00	\$ 857.15	\$ 662,211.64	\$ 831,198.79	\$ 6,223,696.43	90	—Associated Outdoor Clubs, Inc.—	90	203,529
494,532	17,734,118.00	50,149.70	505,023.54	336,682.36	336,682.36	27,280.48	81,842.56	1,337,661.00	153,000.00		1,683,411.80	1,836,411.80	14,610,194.90	90	—Biscayne Kennel Club, Inc.—	90	525,626
429,894	15,114,099.00	47,176.48	426,422.97	284,281.98	284,281.98	23,601.27	70,805.11	1,136,569.79	153,000.00		1,421,409.90	1,574,409.90	12,450,295.79	90	—Broward County Kennel Club, Inc.—	90	429,853
109,214	4,225,682.00	10,921.40	98,810.46	65,873.64	65,873.64	5,689.94	17,071.26	264,240.34	158,440.00		329,368.20	487,808.20	3,484,554.86	90	—Jacksonville Kennel Club, Inc.—	90	112,804
55,029	1,630,570.00	5,502.90	11,617.35	7,744.90	2,024.90	2,668.18	8,005.56	37,563.79	10,710.00		245,099.75	255,809.75	1,342,699.36	90	—Key West Kennel Club, Inc.—	90	51,645
334,606	12,080,631.00	36,281.12	335,388.93	223,592.62	223,592.62	16,627.03	49,882.48	885,364.80	153,170.00		1,117,963.10	1,271,133.10	9,960,414.22	90	—Miami Beach Kennel Club, Inc.—	90	346,712
92,190	3,938,929.00	9,219.00	101,673.21	67,782.14	36,217.58	2,896.48	13,141.52	230,929.93	90,610.00	4,451.11	373,335.00	468,396.11	3,248,821.96	91	—Orange Park Kennel Club, Inc.—	90	93,611
191,550	6,935,273.00	19,479.48	180,098.19	120,065.46	120,065.46	10,919.20	32,756.80	483,384.59	158,440.00		600,327.30	758,767.30	5,712,600.59	90	—Palm Beach Kennel Club, Inc.—	90	215,665
120,312	5,175,391.00	12,151.21	117,100.23	78,066.82	77,626.82	7,817.15	23,450.72	316,212.95	207,910.00		399,112.60	607,022.60	4,264,306.66	90	—Sanford-Orlando Kennel Club, Inc.—	90	116,891
107,447	5,645,643.00	11,116.35	136,129.29	90,752.86	90,752.86	7,848.89	23,547.14	360,147.39	188,360.00		453,764.30	642,124.30	4,654,487.66	80	—Sarasota Kennel Club, Inc.—	79	109,570
388,688	12,446,662.00	40,016.21	336,799.86	224,533.24	224,533.24	21,441.44	64,324.60	911,648.59	207,400.00		1,122,666.20	1,330,066.20	10,244,963.42	90	—St. Petersburg Kennel Club, Inc.—	90	409,975
417,935	14,248,539.00	42,132.30	399,526.17	266,350.78	266,350.78	21,610.30	64,831.53	1,060,801.86	158,270.00		1,331,753.90	1,490,023.90	11,739,845.54	90	—West Flagler Kennel Club, Inc.—	90	438,841
2,934,145	\$106,724,852.00	\$303,420.95	\$2,845,399.65	\$1,896,933.10	\$1,853,028.40	\$158,530.12	\$480,907.39	\$7,538,219.61	\$1,807,440.00	\$5,308.26	\$9,740,423.69	\$11,553,171.95	\$87,936,881.39	1,071	—TOTAL WINTER SEASON—	1,069	3,054,722
3,397,712	\$122,087,979.00	\$353,405.98	\$3,263,957.94	\$2,175,971.96	\$1,907,076.82	\$165,011.96	\$538,236.38	\$8,403,661.04	\$1,916,750.00	\$43,189.92	\$11,491,199.71	\$13,451,139.63	\$100,586,584.31	1,334	—TOTAL GREYHOUND TRACKS Summer and Winter Seasons—	1,337	3,510,505
JAI-ALAI FRONTONS																	
308,118	\$ 6,805,812.00	\$ 32,028.01	\$ 204,174.36	\$ 136,116.24			\$ 15,879.48	\$ 388,198.09		\$ 15,878.98	\$ 816,697.44	\$ 832,576.42	\$ 5,617,065.50	100	Fronton Exhibition Co., Inc. (Miami)	100	314,781
118,299	1,771,082.00	13,239.08	53,132.46	35,421.64			5,091.82	106,885.00		5,091.40	212,529.84	217,621.24	1,459,814.84	77	—Fronton, Inc. (West Palm Beach)—	100	147,186
171,805	3,442,620.00	18,232.60	103,278.60	68,852.40			8,545.80	198,909.40		8,545.20	413,114.40	421,659.60	2,840,283.60	100	—Gandy Operating Co., Inc. (Tampa)—	100	176,257
295,264	5,983,874.00	34,472.49	179,516.22	119,677.48			15,863.00	349,529.19		15,862.45	718,064.88	733,927.33	4,934,889.97	98	—Monro Operating Co., Inc. (Dania)—	100	327,086
893,486	\$ 18,003,388.00	\$ 97,972.18	\$ 540,101.64	\$ 360,067.76	\$ —	\$ —	\$ 45,380.10	\$ 1,043,521.68	\$ —	\$ 45,378.03	\$ 2,160,406.56	\$ 2,205,784.59	\$ 14,852,053.91	375	—TOTAL JAI-ALAI FRONTONS—	400	965,310
4,291,198	\$140,091,367.00	\$451,378.16	\$3,804,059.58	\$2,536,039.72	\$1,907,076.82	\$165,011.96	\$583,616.48	\$9,447,182.72	\$1,916,750.00	\$88,567.95	\$13,651,606.27	\$15,656,924.22	\$115,438,638.22	1,709	—TOTAL GREYHOUND TRACKS AND FRONTONS—	1,737	4,475,815
HORSE RACING ASSOCIATIONS																	
489,522	\$ 53,825,682.00	\$140,622.94	\$1,614,770.46	\$ 2,691,284.10			\$ 320,735.45	\$ 4,767,412.95		\$ 3,767,797.74	\$ 3,767,797.74	\$ 45,431,094.25		40	—Gulfstream Park Racing Ass'n., Inc.—	40	468,255
692,680	71,743,684.00	171,737.97	2,152,310.52	3,587,184.20			466,670.20	6,377,902.89		5,022,057.88	5,022,057.88	60,515,461.20		40	—Hialeah Race Course, Inc.—	40	659,716
129,750	9,043,665.00	17,688.62	187,500.00	62,500.00			64,766.60	332,455.22		1,106,549.75	1,106,549.75	7,622,348.65		50	—Sunshine Park Racing Ass'n., Inc.—	50	150,871
312,791	35,977,034.00	71,151.62	1,079,311.02	1,798,851.70			226,510.91	3,175,825.25		2,518,392.38	2,518,392.38	30,353,967.99		40	—Tropical Park, Inc.—	40	281,275
1,624,743	\$170,590,065.00	\$401,201.15	\$5,033,892.00	\$ 8,139,820.00	\$ —	\$ —	\$1,078,683.16	\$14,653,596.31	\$ —	\$ —	\$12,414,797.75	\$12,414,797.75	\$143,922,872.09	170	—TOTAL HORSE TRACKS—	170	1,560,117
5,915,941	\$310,681,432.00	\$852,579.31	\$8,837,951.58	\$10,675,859.72	\$1,907,076.82	\$165,011.96	\$1,662,299.64	\$24,100,779.03	\$1,916,750.00	\$88,567.95	\$26,066,404.02	\$28,071,721.97	\$259,361,510.31	1,879	—TOTAL ALL TRACKS—	1,907	6,035,932

OTHER INCOME:

Occupational Licenses	\$ 65,275.00
Greyhound Registrations	6,116.00
Assumed Name Registrations	3,020.00
Color Registrations	1,431.00
Miscellaneous Income	4,212.79
TOTAL OTHER INCOME	\$ 80,054.79
GRAND TOTAL RECEIPTS	\$24,180,833.82

In addition to total receipts see Exhibit "D" for Racing Fund collected.

EXHIBIT "C"
FLORIDA STATE RACING COMMISSION
COMPARATIVE DATA

1956-1957 SEASON

Total Revenue	Distributed to Public	No. Racing Days	SOURCES OF RACING REVENUE	No. Racing Days	Paid Attendance	Pari-Mutuel Handle	Tax on Attendance	Net Com. and Sliding Scale on P-M-Handle 3/17	Net Com. and Sliding Scale on P-M-Handle 2/17	2/17 of Net Com. on P-M Handle	Breaks 25%	Breaks 75%	TOTAL State Revenue	Track Allowances \$170.00 Per Race	Net Track Comm. and Sliding Scale	Fronton Breaks	Total Track Revenue	Distributed to Public from P-M Handle	
GREYHOUND RACING ASSOCIATIONS																			
SUMMER SEASON																			
\$69.62	\$2,802,914.19	86	—Pensacola Kennel Club, Inc.—	90	112,112	\$4,355,169.00	\$11,211.20	\$96,905.07	\$64,603.38	\$64,603.38	\$6,925.38	\$20,776.19	\$265,024.60	\$191,250.00	\$323,016.90		\$514,266.90	\$3,587,088.70	
\$97.77	\$8,468,970.24	91	—Volusia County Kennel Club, Inc.—	89	272,911	10,442,571.00	28,881.94	275,417.13	183,611.42	183,611.42	15,991.17	47,974.56	735,487.64	214,540.00	918,057.10		1,132,597.10	8,603,368.20	
\$00.29	\$1,377,818.49	86	Washington County Kennel Club, Inc.	89	70,760	2,041,811.00	4,587.50	15,925.69	10,615.91	7,795.91	2,404.78	7,215.61	48,545.40	46,240.00	-249,314.59	*	\$318,889.54	1,678,963.56	
\$67.68	\$12,649,702.92	263	—TOTAL SUMMER SEASON—	268	455,783	\$16,839,551.00	\$44,680.64	\$388,247.89	\$258,830.71	\$256,010.71	\$25,321.33	\$75,966.36	\$1,049,057.64	\$452,030.00	\$1,490,388.59		\$1,965,753.54	\$13,869,420.46	
WINTER SEASON																			
\$98.79	\$6,223,696.43	90	—Associated Outdoor Clubs, Inc.—	90	203,529	\$8,438,977.00	\$20,352.90	\$221,909.31	\$147,939.54	\$147,939.54	\$11,144.66	\$33,434.05	\$582,720.00	\$177,140.00	\$739,697.70		\$916,837.70	\$6,959,772.20	
\$11.80	\$14,610,194.90	90	—Biscayne Kennel Club, Inc.—	90	525,626	20,395,847.00	55,354.58	584,365.41	389,576.94	389,576.94	29,945.90	89,838.91	1,538,658.68	155,890.00	1,947,884.70		2,103,774.70	16,808,768.20	
\$09.90	\$12,450,295.79	90	—Broward County Kennel Club, Inc.—	90	429,853	16,063,030.00	45,418.98	453,930.90	302,620.60	302,620.60	25,093.47	75,281.92	1,204,966.47	158,440.00	1,513,103.00		1,671,543.00	13,231,939.51	
\$08.20	\$3,484,554.86	90	—Jacksonville Kennel Club, Inc.—	90	112,804	4,839,110.00	11,280.40	116,433.30	77,622.20	77,622.20	6,162.41	18,488.84	307,609.35	162,860.00	388,111.00		550,971.00	3,991,810.05	
\$09.75	\$1,342,699.36	90	—Key West Kennel Club, Inc.—	90	51,645	1,542,828.00	5,164.50	10,054.11	6,702.74	342.74	2,341.55	7,025.97	31,631.61	1,870.00	243,311.17		245,181.17	1,271,179.72	
\$33.10	\$9,960,414.22	90	—Miami Beach Kennel Club, Inc.—	90	346,712	13,091,177.00	37,727.94	364,775.31	243,183.54	243,183.54	18,674.86	56,025.76	963,570.95	158,440.00	1,215,917.70		1,374,357.70	10,790,976.29	
\$39.61	\$3,248,821.96	91	—Orange Park Kennel Club, Inc.—	90	93,611	4,245,148.00	9,361.10	99,283.32	66,188.88	65,988.88	5,367.39	16,103.47	262,293.04	154,360.00	335,854.08		490,214.08	3,502,001.98	
\$76.30	\$5,712,600.59	90	—Palm Beach Kennel Club, Inc.—	90	215,665	7,735,698.00	21,902.00	204,110.94	136,073.96	136,073.96	11,226.77	33,679.96	543,067.59	158,440.00	680,369.80		838,809.80	6,375,722.61	
\$22.60	\$4,264,306.66	90	—Sanford-Orlando Kennel Club, Inc.—	90	116,891	5,385,777.00	12,189.31	123,192.33	82,128.22	82,028.22	8,236.17	24,707.14	332,481.39	214,710.00	413,523.32		628,233.32	4,437,251.60	
\$24.30	\$4,654,487.66	80	—Sarasota Kennel Club, Inc.—	79	109,570	5,914,749.00	11,353.20	144,172.47	96,114.98	96,114.98	8,422.56	25,267.96	381,446.15	188,530.00	480,574.90		669,104.90	4,875,551.15	
\$66.20	\$10,244,963.42	90	—St. Petersburg Kennel Club, Inc.—	90	409,975	13,692,747.00	42,264.08	374,182.41	249,454.94	249,454.94	22,365.86	67,097.14	1,004,819.37	207,400.00	1,247,274.70		1,454,674.70	11,275,517.01	
\$23.90	\$11,739,845.54	90	—West Flagler Kennel Club, Inc.—	90	438,841	16,340,867.00	45,654.09	462,236.01	308,157.34	308,157.34	26,347.41	79,042.88	1,229,595.07	158,610.00	1,540,786.70		1,699,396.70	13,457,529.32	
\$171.95	\$87,936,881.39	1,071	—TOTAL WINTER SEASON—	1,069	3,054,722	\$117,685,955.00	\$318,023.08	\$3,158,645.82	\$2,105,763.88	\$2,099,103.88	\$175,329.01	\$525,994.00	\$8,382,859.67	\$1,896,690.00	\$10,746,408.77		\$12,643,098.77	\$96,978,019.64	
TOTAL GREYHOUND TRACKS																			
\$139.63	\$100,586,584.31	1,334	—Summer and Winter Seasons—	1,337	3,510,505	\$134,525,506.00	\$362,703.72	\$3,546,893.71	\$2,364,594.59	\$2,355,114.59	\$200,650.34	\$601,960.36	\$9,431,917.31	\$2,348,720.00	\$12,236,797.36		\$14,608,852.31	\$110,847,440.10	
JAI-ALAI FRONTONS																			
\$576.42	\$5,617,065.50	100	—Fronton Exhibition Co., Inc. (Miami)	100	314,781	\$7,730,124.00	\$34,881.55	\$231,903.72	\$154,602.48		\$16,828.05	\$438,215.80		\$927,614.88	\$16,827.55	\$944,442.43	\$6,382,347.32		
\$21.24	\$1,459,814.84	77	—Fronton, Inc. (West Palm Beach)	100	147,186	2,804,499.00	14,886.57	84,134.97	56,089.98		7,593.08	162,704.60		336,539.88	7,592.63	344,132.51	2,312,548.46		
\$59.60	\$2,840,283.60	100	—Gandy Operating Co., Inc. (Tampa)	100	176,257	3,580,082.00	19,642.59	107,402.46	71,601.64		8,398.12	207,044.81		429,609.84	8,397.67	438,007.51	2,954,672.27		
\$27.33	\$4,934,889.97	98	—Monro Operating Co., Inc. (Dania)	100	327,086	7,031,968.00	47,906.00	210,959.04	140,639.36		18,112.93	417,617.33		843,836.16	18,112.38	861,948.54	5,800,308.13		
\$784.59	\$14,852,053.91	375	—TOTAL JAI-ALAI FRONTONS—	400	965,310	\$21,146,673.00	\$117,316.71	\$634,400.19	\$422,933.46		\$50,932.18	\$1,225,582.54		\$2,537,600.76	\$50,930.23	\$2,588,530.99	\$17,449,876.18		
TOTAL GREYHOUND TRACKS AND FRONTONS																			
\$924.22	\$115,438,638.22	1,709	—TOTAL GREYHOUND TRACKS AND FRONTONS—	1,737	4,475,815	\$155,672,179.00	\$480,020.43	\$4,181,293.90	\$2,787,528.05	\$2,355,114.59	\$200,650.34	\$652,892.54	\$10,657,499.85	\$2,348,720.00	\$14,774,398.12	\$50,930.23	\$17,197,383.30	\$128,297,316.28	
HORSE RACING ASSOCIATIONS																			
\$797.74	\$45,431,094.25	40	—Gulfstream Park Racing Ass'n., Inc.	40	468,255	\$50,689,326.00	\$130,757.48	\$1,520,679.78	\$2,534,466.30		\$318,784.10	\$4,504,687.66		\$3,548,252.82		\$3,548,252.82	\$42,767,143.00		
\$57.88	\$60,515,461.20	40	—Hialeah Race Course, Inc.	40	659,716	70,790,024.00	169,359.02	2,123,700.72	3,539,501.20		415,937.40	6,248,498.34		4,955,301.68		4,955,301.68	59,755,583.00		
\$49.75	\$7,622,348.65	50	—Sunshine Park Racing Ass'n., Inc.	50	150,871	10,189,578.00	20,397.91	187,500.00	62,500.00		63,338.20	333,736.11		1,278,436.70		1,278,436.70	8,597,803.10		
\$392.38	\$30,353,967.99	40	—Tropical Park, Inc.	40	281,275	35,606,966.00	73,795.06	1,068,208.98	1,780,348.30		223,713.55	3,146,065.89		2,492,487.62		2,492,487.62	30,042,207.55		
\$797.75	\$143,922,872.09	170	—TOTAL HORSE TRACKS—	170	1,560,117	\$167,275,894.00	\$394,309.47	\$4,900,089.48	\$7,916,815.80		\$1,021,773.25	\$14,232,988.00		\$12,274,478.82		\$12,274,478.82	\$141,162,736.65		
\$721.97	\$259,361,510.31	1,879	—TOTAL ALL TRACKS—	1,907	6,035,932	\$322,948,073.00	\$874,329.90	\$9,081,383.38	\$10,704,343.85	\$2,355,114.59	\$200,650.34	\$1,674,665.79	\$24,890,487.85	\$2,348,720.00	\$27,048,876.94	\$50,930.23	\$29,471,862.12	\$269,460,052.93	

OTHER INCOME:

Occupational Licenses	\$68,892.75
Greyhound Registrations	442.00
Assumed Names Registrations	3,130.00
Color Registrations	1,457.00
Miscellaneous Income	5,086.92
TOTAL OTHER INCOME	\$79,008.67
GRAND TOTAL RECEIPTS	\$24,969,496.52

* Plus credit of \$23,334.95 in Commission Tax and \$2,488.50 in Admission Tax authorized by Chapter 31414 Florida Statutes—passed by 1955 Legislature.

In addition to total receipts see Exhibit "D" and "E" for other Funds Collected.

10000

Year	Month	Day	Event	Location	Time	Remarks
1900	Jan	1
1900	Jan	2

Year	Month	Day	Event	Location	Time	Remarks
1900	Jan	3
1900	Jan	4

Year	Month	Day	Event	Location	Time	Remarks
1900	Jan	5
1900	Jan	6

Year	Month	Day	Event	Location	Time	Remarks
1900	Jan	7
1900	Jan	8

Year	Month	Day	Event	Location	Time	Remarks
1900	Jan	9
1900	Jan	10

Year	Month	Day	Event	Location	Time	Remarks
1900	Jan	11
1900	Jan	12

Year	Month	Day	Event	Location	Time	Remarks
1900	Jan	13
1900	Jan	14

MEMORANDUM

TO : THE SECRETARY OF DEFENSE

FROM : [Illegible Name]

SUBJECT: [Illegible Subject]

[Illegible body text]

RECOMMENDATION:

[Illegible recommendation text]

ADMINISTRATIVE:

[Illegible administrative text]

EXHIBIT "D"

FLORIDA STATE RACING COMMISSION

FROM EXTRA DAYS OF RACING HELD
FOR SCHOLARSHIP FUND

STATE UNIVERSITIES

Associated Outdoor Clubs, Inc.....	\$ 6,980.83	
Biscayne Kennel Club, Inc.....	16,734.10	
Broward County Kennel Club, Inc.....	13,521.18	
Fronton Exhibition Company, Inc.....	4,198.45	
Fronton, Inc.....	956.18	
Gandy Operating Company, Inc.....	1,037.11	
Gulfstream Park Racing Association, Inc.....	140,071.50	
Jacksonville Kennel Club, Inc.....	3,651.97	
Key West Kennel Club, Inc.....	— 0 —	
Miami Beach Kennel Club, Inc.....	13,580.53	
Monro Operating Company, Inc.....	5,876.23	
Orange Park Kennel Club, Inc.....	2,823.60	
Palm Beach Kennel Club, Inc.....	6,184.10	
Pensacola Kennel Club, Inc.....	2,612.40	
St. Petersburg Kennel Club, Inc.....	5,690.14	
Sanford-Orlando Kennel Club, Inc.....	2,465.08	
Sarasota Kennel Club, Inc.....	3,632.40	
Sunshine Park Racing Association, Inc.....	6,044.72	
Tropical Park, Inc.....	48,374.89	
Tropical Park, Inc. (For Hialeah).....	45,214.74	
Volusia County Kennel Club, Inc.....	4,143.38	
Washington County Kennel Club, Inc.....	248.95	
West Flagler Kennel Club, Inc.....	15,471.58	\$349,514.06

UNIVERSITY OF MIAMI

Biscayne Kennel Club, Inc.....	\$ 4,057.26	
Broward County Kennel Club, Inc.....	3,026.29	
Fronton Exhibition Company, Inc.....	1,188.05	
Fronton, Inc.....	209.65	
Gulfstream Park Racing Association, Inc.....	115,047.69	
Gulfstream Park Racing Ass'n., Inc. (For Hialeah).....	103,291.90	
Miami Beach Kennel Club, Inc.....	3,383.80	
Monro Operating Company, Inc.....	447.93	
Pensacola Kennel Club, Inc.....	738.48	
Sanford-Orlando Kennel Club, Inc.....	754.62	
Sarasota Kennel Club, Inc.....	809.26	
Tropical Park, Inc.....	82,309.01	
Volusia County Kennel Club, Inc.....	1,441.60	
Washington County Kennel Club, Inc.....	200.73	
West Flagler Kennel Club, Inc.....	3,535.79	\$320,442.06

UNIVERSITY OF TAMPA

Associated Outdoor Clubs, Inc.....	\$ 6,727.18	
Gandy Operating Company, Inc.....	1,043.25	
Sunshine Park Racing Association, Inc.....	5,997.51	\$ 13,767.94

TOTAL RECEIPTS HELD FOR SCHOLARSHIP FUND.....		<u>\$683,724.06</u>
---	--	---------------------

EXHIBIT "E"

FLORIDA STATE RACING COMMISSION

FOR PRINCIPAL STATE SCHOOL FUND FROM ESCHEAT
PARI-MUTUEL TICKETS

Jacksonville Kennel Club, Inc.....	\$ 2,220.70
Orange Park Kennel Club, Inc.....	1,771.50
TOTAL RECEIPTS FOR SCHOOL FUND.....	<u>\$ 3,992.20</u>

ASSOCIATED OUTDOOR CLUBS, INC.
Tampa, Florida

Officers

W. H. JOHNSTON, *President and Managing Director*
6300 San Jose Boulevard
Jacksonville, Florida

E. A. ROULEAU, *Vice-President and General Manager*
3510 San Jose Boulevard
Tampa, Florida

R. J. HART, *Secretary*
617 University Drive
Coral Gables, Florida

HARRY J. HATER, *Treasurer*
2330 Prairie Avenue
Miami Beach, Florida

ROBERT E. HATER, *Assistant Secretary*
5361 Julmar Drive
Cincinnati 38, Ohio

Directors

R. J. HART
ROBERT E. HATER

W. H. JOHNSTON
E. A. ROULEAU
L. D. AULT

HARRY J. HATER
WALTER IBOLD

ASSOCIATED OUTDOOR CLUBS, INC.

90 Racing Days—November 13, 1956 to February 28, 1957, Incl.—103 Performances

Pari-Mutuel Handle	\$8,438,977.00*
Average Performance	81,932.00
Average Wager per Capita	41.46

STATE REVENUE

3/17 of Net Commission (Counties)	\$ 221,909.31
2/17 of Net Commission (Old Age Assistance)	147,939.54
2/17 of Net Commission (Counties)	147,939.54
25% of Total Breaks (Counties)	11,144.66
75% of Total Breaks (Old Age Assistance)	33,434.05
Admission Tax (Counties)	20,352.90

\$ 582,720.00

Occupational Licenses (Counties)	2,240.75
Assumed Names (Counties)	20.00

Total State Revenue \$ 584,980.75

Total Paid Attendance	203,529
Average Paid Attendance per Performance	1,976

Net Commission = 17% of P-M Handle Less \$170.00

Track Allowance per Race

TRACK REVENUE

1,042 Races @ \$170.00 Allowance per Race	\$ 177,140.00
10/17 of Net Commission	739,697.70

Total Track Revenue (10.86%) \$ 916,837.70

Total Distributed to Public from P-M Handle (82.47%) \$6,959,772.20

Percentage of Daily Double to Total Pool 8.74%

Percentage of Quiniela to Total Pool 68.52%

Percentage of Breaks to Total Pool 0.53%

21

Pool Classification	Amount Wagered	\$5.00 Wagers		\$2.00 Wagers	
		Number	Amount	Number	Amount
Daily Double	\$ 737,176.00			368,588	\$ 737,176.00
Quiniela	5,782,722.00	77,886	\$ 389,430.00	2,696,646	5,393,292.00
Win	860,639.00	70,399	351,995.00	254,322	508,644.00
Place	573,604.00	35,914	179,570.00	197,017	394,034.00
Show	484,835.00	22,447	112,235.00	186,300	372,600.00
TOTAL	\$8,438,976.00	206,646	\$1,033,230.00	3,702,873	\$7,405,746.00

The attendance of 1,401 and P-M Handle of \$58,691.00 for University of Tampa Day, January 8, 1957 not included in above.

The attendance of 1,369 and P-M Handle of \$60,754.00 for Scholarship Day, February 7, 1957 not included in above.

*The Tote pool over \$1.00 February 16, 1957.

BISCAYNE KENNEL CLUB, INC.

Miami, Florida

Officers

JAMES C. KNIGHT, *President*

El Comodoro Hotel

Miami, Florida

ELLEN K. WHITESIDE, *Vice-President and Secretary*

4409 Santa Maria Street

Coral Gables, Florida

CHARLES N. LEIGH, *2nd Vice-President*

El Comodoro Hotel

Miami, Florida

FRANK G. BURGHART, *Treasurer*

930 N. E. 86th Street

Miami, Florida

Directors

ELLEN K. WHITESIDE

THURMAN A. WHITESIDE

JAMES C. KNIGHT

J. H. ADAMS

CHARLES N. LEIGH

BISCAYNE KENNEL CLUB, INC.

43 Racing Days—January 7, 1957 to February 27, 1957, Incl.—43 Performances

Pari-Mutuel Handle	\$8,766,559.00
Average Performance	203,873.47
Average Wager per Capita	36.02

STATE REVENUE

3/17 of Net Commission (Counties)	\$ 250,096.77
2/17 of Net Commission (Old Age Assistance)	166,731.18
2/17 of Net Commission (Counties)	166,731.18
25% of Total Breaks (Counties)	13,418.72
75% of Total Breaks (Old Age Assistance)	40,256.75
Admission Tax (Counties)	25,677.84
	<u>\$ 662,912.44</u>
Occupational Licenses (Counties)	1,580.00
Total State Revenue	<u>\$ 664,492.44</u>

Total Paid Attendance	243,347
Average Paid Attendance per Performance	5,659

Net Commission = 17% of P-M Handle Less \$170.00
Track Allowance per Race

TRACK REVENUE

430 Races @ \$170.00 Allowance per Race	\$ 73,100.00
10/17 of Net Commission	833,655.90
Total Track Revenue (10.34%)	<u>\$ 906,755.90</u>
Total Distributed to Public from P-M Handle (82.39%)	<u>\$7,222,568.50</u>
Percentage of Daily Double to Total Pool	5.65%
Percentage of Quiniela to Total Pool	66.21%
Percentage of Breaks to Total Pool	0.61%

23

Pool Classification	Amount Wagered	\$10.00 Wagers		\$5.00 Wagers		\$2.00 Wagers	
		Number	Amount	Number	Amount	Number	Amount
Daily Double	\$ 495,482.00	3,404	\$ 34,040.00			230,721	\$ 461,442.00
Quiniela	5,804,588.00	98,506	985,060.00			2,409,764	4,819,528.00
Win	1,272,482.00	30,866	308,660.00	67,980	\$339,900.00	311,961	623,922.00
Place	634,276.00	12,001	120,010.00	24,446	122,230.00	196,018	392,036.00
Show	559,731.00	8,432	84,320.00	16,725	83,625.00	195,893	391,786.00
TOTAL	\$8,766,559.00	153,209	\$1,532,090.00	109,151	\$545,755.00	3,344,357	\$6,688,714.00

The attendance of 3,912 and Pari-Mutuel Handle of \$134,565.00 for Scholarship Day, February 19, 1957 not included in above.
The attendance of 3,666 and Pari-Mutuel Handle of \$132,799.00 for Charity Day, February 20, 1957 not included in above.

BISCAYNE KENNEL CLUB, INC.

47 Racing Days—April 10, 1957 to June 3, 1957, Incl.—47 Performances

Pari-Mutuel Handle	\$11,629,288.00
Average Performance	247,431.66
Average Wager per Capita	41.20

Total Paid Attendance	282,279
Average Paid Attendance per Performance	6,006

*Net Commission = 17% of P-M Handle Less \$170.00
Track Allowance per Race*

STATE REVENUE

3/17 of Net Commission (Counties)	\$ 334,268.64
2/17 of Net Commission (Old Age Assistance)	222,845.76
2/17 of Net Commission (Counties)	222,845.76
25% of Total Breaks (Counties)	16,527.18
75% of Total Breaks (Old Age Assistance)	49,582.16
Admission Tax (Counties)	29,676.74
	<u>\$ 875,746.24</u>
Occupational Licenses (Counties)	165.75
Total State Revenue	<u>\$ 875,911.99</u>

TRACK REVENUE

487 Races @ \$170.00 Allowance per Race	\$ 82,790.00
10/17 of Net Commission	1,114,228.80
Total Track Revenue (10.29%)	<u>\$1,197,018.80</u>
Total Distributed to Public from P-M Handle (82.43%)	<u>\$9,586,199.70</u>
Percentage of Daily Double to Total Pool	5.68%
Percentage of Quiniela to Total Pool	69.22%
Percentage of Breaks to Total Pool	0.57%

24

Pool Classification	Amount Wagered	\$10.00 Wagers		\$5.00 Wagers		\$2.00 Wagers	
		Number	Amount	Number	Amount	Number	Amount
Daily Double	\$ 661,090.00	5,426	\$ 54,260.00			303,415	\$ 606,830.00
Quiniela	8,049,986.00	122,794	1,227,940.00			3,411,023	6,822,046.00
Win	1,527,191.00	36,485	364,850.00	77,049	\$385,245.00	388,548	777,096.00
Place	750,498.00	13,861	138,610.00	26,110	130,550.00	240,669	481,338.00
Show	640,523.00	8,614	86,140.00	17,285	86,425.00	233,979	467,958.00
TOTAL	\$11,629,288.00	187,180	\$1,871,800.00	120,444	\$602,220.00	4,577,634	\$9,155,268.00

1871

1872

1873

1874

1875

1876

1877

1878

1879

1880

1881

1882

1883

1884

1885

1886

1887

1888

1889

1890

1891

1892

1893

1894

1895

1896

1897

1898

1899

1900

1901

1902

1903

1904

1905

1906

1907

1908

1909

1910

1911

1912

1913

1914

1915

1916

1917

1918

1919

1920

1921

1922

1923

1924

1925

1926

1927

1928

1929

1930

1931

1932

1933

1934

1935

1936

1937

1938

1939

1940

1941

1942

1943

1944

1945

1946

1947

1948

1949

1950

1951

1952

1953

1954

1955

1956

1957

1958

1959

1960

1961

1962

1963

1964

1965

1966

1967

1968

1969

1970

1971

1972

1973

1974

1975

1976

1977

1978

1979

1980

1981

1982

1983

1984

1985

1986

1987

1988

1989

1990

1991

1992

1993

1994

1995

1996

1997

1998

1999

2000

2001

2002

2003

2004

2005

2006

2007

2008

2009

2010

2011

2012

2013

2014

2015

2016

2017

2018

2019

2020

2021

2022

2023

2024

2025

2026

2027

2028

2029

2030

2031

2032

2033

2034

2035

2036

2037

2038

2039

2040

2041

2042

2043

2044

2045

2046

2047

2048

2049

2050

BROWARD COUNTY KENNEL CLUB, INC.
Hollywood, Florida

Officers

WILLIAM J. SYMS, SR., *President*
1358 Polk Street
Hollywood, Florida

WILLIAM J. SYMS, JR., *Vice-President*
1406 Harrison Street
Hollywood, Florida

E. O. McCURRY, *Secretary*
1857 Jefferson Street
Hollywood, Florida

THOMAS LYNCH III, *2nd Vice-President*
1215 Van Buren Street
Hollywood, Florida

JAMES J. DICK, JR., *Treasurer*
1819 Buchanan Street
Hollywood, Florida

Directors

LEE McRITCHIE
THOMAS LYNCH III

WILLIAM J. SYMS, SR.
WILLIAM J. SYMS, JR.

E. O. McCURRY
C. H. LANDEFELD, JR.

BROWARD COUNTY KENNEL CLUB, INC.

29 Racing Days—November 17, 1956 to December 22, 1956, Incl.—29 Performances

Pari-Mutuel Handle	\$4,121,185.00
Average Performance	142,109.83
Average Wager per Capita	38.56

Total Paid Attendance	106,881
Average Paid Attendance per Performance	3,686

*Net Commission = 17% of P-M Handle Less \$170.00
Track Allowance per Race*

STATE REVENUE

3/17 of Net Commission (Counties)	\$ 114,605.55
2/17 of Net Commission (Old Age Assistance)	76,403.70
2/17 of Net Commission (Counties)	76,403.70
25% of Total Breaks (Counties)	6,250.10
70% of Total Breaks (Old Age Assistance)	18,750.85
Admission Tax (Counties)	11,123.24
	<u>\$ 303,537.14</u>
Occupational Licenses (Counties)	2,101.00
Assumed Names (Counties)	10.00
Total State Revenue	<u>\$ 305,648.14</u>

TRACK REVENUE

301 Races @ \$170.00 per Race	\$ 51,170.00
10/17 of Net Commission	382,018.50
	<u>\$ 433,188.50</u>
Total Track Revenue (10.51%)	<u>\$ 433,188.50</u>
Total Distributed to Public from P-M Handle (82.39%)	<u>\$3,395,582.60</u>
Percentage of Daily Double to Total Pool	6.00%
Percentage of Quiniela to Total Pool	63.39%
Percentage of Breaks to Total Pool	0.61%

27

Pool Classification	Amount Wagered	\$10.00 Wagers Number	Wagers Amount	\$5.00 Wagers Number	Wagers Amount	\$2.00 Wagers Number	Wagers Amount	\$1.00 Wagers Number	Wagers Amount
Daily Double	\$ 247,616.00					123,808	\$ 247,616.00		
Quiniela	2,612,590.00	29,520	\$295,200.00			1,158,695	2,317,390.00		
Win	685,305.00	13,470	134,700.00	45,621	\$228,105.00	118,734	237,468.00	85,032	\$ 85,032.00
Place	318,177.00	5,257	52,570.00	16,169	80,845.00	49,865	99,730.00	85,032	85,032.00
Show	257,497.00	3,041	30,410.00	10,617	53,085.00	44,485	88,970.00	85,032	85,032.00
TOTAL	\$4,121,185.00	51,288	\$512,880.00	72,407	\$362,035.00	1,495,587	\$2,991,174.00	255,096	\$255,096.00

The Attendance of 2,822 and Pari-Mutuel Handle of \$111,365.00 for Charity Day, December 18, 1956 not included in above.
The Attendance of 2,876 and Pari-Mutuel Handle of \$118,030.00 for Scholarship Fund Day, December 19, 1956 not included in above.

BROWARD COUNTY KENNEL CLUB, INC.

61 Racing Days—January 21, 1957 to April 1, 1957, Incl.—61 Performances

Pari-Mutuel Handle	\$11,941,845.00
Average Performance	195,767.95
Average Wager per Capita	36.97

STATE REVENUE

3/17 of Net Commission (Counties)	\$ 339,325.35
2/17 of Net Commission (Old Age Assistance)	226,216.90
2/17 of Net Commission (Counties)	226,216.90
25% of Total Breaks (Counties)	18,843.37
75% of Total Breaks (Old Age Assistance)	56,531.07
Admission Tax (Counties)	34,295.74
	\$ 901,429.33
Occupational Licenses (Counties)	809.50
Total State Revenue	\$ 902,238.83

Total Paid Attendance	322,972
Average Paid Attendance per Performance	5,295
<i>Net Commission = 17% of P-M Handle Less \$170.00</i>	
<i>Track Allowance per Race</i>	

TRACK REVENUE

631 Races @ \$170.00 Allowance per Race	\$ 107,270.00
10/17 of Net Commission	1,131,084.50
Total Track Revenue (10.37%)	\$1,238,354.50
Distributed to Public from P-M Handle (82.37%)	\$9,836,356.91
Distributed to Public for Minus Pool	361.79
Total Distributed to Public	\$9,836,718.70
Percentage of Daily Double Pool to Total Pool	5.80%
Percentage of Quiniela to Total Pool	65.81%
Percentage of Breaks to Total Pool	0.63%

28

Pool Classification	Amount Wagered	\$10.00 Wagers Number	Wagers Amount	\$5.00 Wagers Number	Wagers Amount	\$2.00 Wagers Number	Wagers Amount	\$1.00 Wagers Number	Wagers Amount
Daily Double	\$ 692,820.00					346,410	\$ 692,820.00		
Quiniela	7,858,844.00	88,664	\$ 886,640.00			3,486,102	6,972,204.00		
Win	1,813,387.00	31,149	311,490.00	133,373	\$ 666,865.00	302,806	605,612.00	229,420	\$229,420.00
Place	845,809.00	11,079	110,790.00	46,315	231,575.00	137,012	274,024.00	229,420	229,420.00
Show	730,985.00	7,090	70,900.00	27,215	136,075.00	147,295	294,590.00	229,420	229,420.00
TOTAL	\$11,941,845.00	137,982	\$1,379,820.00	206,903	\$1,034,515.00	4,419,625	\$8,839,250.00	688,260	\$688,260.00

[Faint, illegible text, possibly bleed-through from the reverse side of the page]

}

JACKSONVILLE KENNEL CLUB, INC.
Jacksonville, Florida

Officers

WM. H. JOHNSTON, SR., *President*
6300 San Jose Boulevard
Jacksonville, Florida

JAMES J. PATTON, *Vice-President*
814 Granada Boulevard, So.
Jacksonville, Florida

ROBERT J. HART, SR., *Secretary-Treasurer*
617 University Drive
Coral Gables, Florida

Directors

JAMES J. PATTON
JOHN A. RUSH

WM. H. JOHNSTON, SR.

ROBERT J. HART, SR.
J. R. JOHNSTON

JACKSONVILLE KENNEL CLUB, INC.

90 Racing Days—December 25, 1956 to April 9, 1957, Incl.—93 Performances

Pari-Mutuel Handle	\$4,839,110.00
Average Performance	52,033.44
Average Wager per Capita	42.90

STATE REVENUE

3/17 of Net Commission (Counties)	\$ 116,433.30
2/17 of Net Commission (Old Age Assistance)	77,622.20
2/17 of Net Commission (Counties)	77,622.20
25% of Total Breaks (Counties)	6,162.41
75% of Total Breaks (Old Age Assistance)	18,488.84
Admission Tax (Counties)	11,280.40
	<u>\$ 307,609.35</u>
Occupational Licenses (Counties)	178.25
Total State Revenue	<u>\$ 307,787.60</u>

Total Paid Attendance	112,804
Average Paid Attendance per Performance	1,213
<i>Net Commission = 17% of P-M Handle Less \$170.00 Track Allowance per Race</i>	

TRACK REVENUE

958 Races @ \$170.00 Allowance per Race	\$ 162,860.00
10/17 of Net Commission	388,111.00
Total Track Revenue (11.39%)	<u>\$ 550,971.00</u>
Distributed to Public from P-M Handle (82.49%)	\$3,991,810.05
Distributed to Public for Minus Pool	2.65
Total Distributed to Public	<u>\$3,991,812.70</u>
Percentage of Daily Double to Total Pool	8.84%
Percentage of Quiniela to Total Pool	70.48%
Percentage of Breaks to Total Pool	0.51%

31

Pool Classification	Amount Wagered	\$5.00 Wagers		\$2.00 Wagers	
		Number	Amount	Number	Amount
Daily Double	\$ 427,910.00			213,955	\$ 427,910.00
Quiniela	3,410,579.00	32,331	\$161,655.00	1,624,462	3,248,924.00
Win	468,983.00	33,263	166,315.00	151,334	302,668.00
Place	286,657.00	14,895	74,475.00	106,091	212,182.00
Show	244,981.00	7,325	36,625.00	104,178	208,356.00
TOTAL	\$4,839,110.00	87,814	\$439,070.00	2,200,020	\$4,400,040.00

The Attendance of 884 and Pari-Mutuel Handle of \$38,835.00 for Scholarship Fund Day, January 16, 1957 not included in above.

KEY WEST KENNEL CLUB, INC.
Key West, Florida

Officers

SIDNEY M. ARONOVITZ, *President*
2701 S. W. 4th Avenue
Miami, Florida

BENJAMIN KLINE, *Vice-President and Secretary*
1801 Collins Avenue
Miami Beach, Florida

EDWARD KAPLAN, *Treasurer*
995 W. 48th Street
Miami Beach, Florida

Directors

ABE ARONOVITZ
LEONARD WIEN

SAM FRIEDLAND
BENJAMIN KLINE

LEONARD FRIEDLAND
EDWARD KAPLAN

KEY WEST KENNEL CLUB, INC.

90 Racing Days—December 28, 1956 to April 11, 1957, Incl.—90 Performances

Pari-Mutuel Handle	\$1,542,828.00
Average Performance	17,142.53
Average Wager per Capita	29.87

Total Paid Attendance	51,645
Average Paid Attendance per Performance	574
<i>Net Commission = 17% of P-M Handle Less \$170.00 Track Allowance per Race</i>	

STATE REVENUE

3/17 of Net Commission and Sliding Scale Rate (Counties)	\$ 10,054.11
2/17 of Net Commission and Sliding Scale Rate (Old Age Assistance)	6,702.74
2/17 of Net Commission (Counties)	342.74
25% of Total Breaks (Counties)	2,341.55
75% of Total Breaks (Old Age Assistance)	7,025.97
Admission Tax (Counties)	5,164.50
	<u>\$ 31,631.61</u>
Occupational Licenses (Counties)	592.00
Assumed Names (Counties)	40.00
Total State Revenue	<u>\$ 32,263.61</u>

TRACK REVENUE

11 Races @ \$170.00 Allowance per Race	\$ 1,870.00
920 Races on Sliding Scale Rate	241,597.47
10/17 of Net Commission	1,713.70
Total Track Revenue (15.89%)	<u>\$ 245,181.17</u>
Distributed to Public from P-M Handle (82.40%)	\$1,271,179.72
Distributed to Public for Minus Pool	23.28
Total Distributed to Public	<u>\$1,271,203.00</u>
Percentage of Daily Double to Total Pool	6.16%
Percentage of Quiniela to Total Pool	67.79%
Percentage of Breaks to Total Pool	0.60%

33

Pool Classification	Amount Wagered	\$5.00 Wagers		\$2.00 Wagers	
		Number	Amount	Number	Amount
Daily Double	\$ 95,088.00			47,544	\$ 95,088.00
Quiniela	1,045,834.00			522,917	1,045,834.00
Win	158,446.00	6,358	\$31,790.00	63,328	126,656.00
Place	122,821.00	3,109	15,545.00	53,638	107,276.00
Show	120,639.00	2,343	11,715.00	54,462	108,924.00
TOTAL	\$1,542,828.00	11,810	\$59,050.00	741,889	\$1,483,778.00

MIAMI BEACH KENNEL CLUB, INC.

Miami Beach, Florida

Officers

WM. H. JOHNSTON, *President*

6300 San Jose Boulevard
Jacksonville, Florida

JAMES PATTON, *Vice-President*

P. O. Box 1895
Jacksonville, Florida

J. R. JOHNSTON, *Secretary-Treasurer*

Columbia Drive
Tulsa, Oklahoma

CARL T. HOFFMAN, *Assistant Secretary*

2326 Alton Road
Miami Beach, Florida

FRANK R. ANDERSON, *Assistant Treasurer*

84 Lake Lane
Belleville, Illinois

Directors

WILLIAM E. GARDNER
JAMES PATTON

WILLIAM H. JOHNSTON
CARL T. HOFFMAN

J. R. JOHNSTON
CHARLES W. BIDWELL, JR.

MIAMI BEACH KENNEL CLUB, INC.

90 Racing Days—January 1, 1957 to April 17, 1957, Incl.—90 Performances

Pari-Mutuel Handle _____	\$13,091,177.00
Average Performance _____	145,457.52
Average Wager per Capita _____	37.76

Total Paid Attendance _____	346,712
Average Paid Attendance per Performance _____	3,853

*Net Commission = 17% of P-M Handle Less \$170.00
Track Allowance per Race*

STATE REVENUE

3/17 of Net Commission (Counties) _____	\$ 364,775.31
2/17 of Net Commission (Old Age Assistance) _____	243,183.54
2/17 of Net Commission (Counties) _____	243,183.54
25% of Total Breaks (Counties) _____	18,674.86
75% of Total Breaks (Old Age Assistance) _____	56,025.76
Admission Tax (Counties) _____	37,727.94
	<u>\$ 963,570.95</u>
Occupational Licenses (Counties) _____	1,874.50
Assumed Names (Counties) _____	10.00
Total State Revenue _____	<u>\$ 965,455.45</u>

TRACK REVENUE

932 Races @ \$170.00 Allowance per Race _____	\$ 158,440.00
10/17 of Net Commission _____	1,215,917.70
Total Track Revenue (10.50%) _____	<u>\$ 1,374,357.70</u>
Distributed to Public from P-M Handle (82.43%) _____	<u>\$10,790,976.29</u>
Distributed to Public for Minus Pool _____	35.91
Total Distributed to Public _____	<u>\$10,791,012.20</u>
Percentage of Daily Double to Total Pool _____	4.84%
Percentage of Quiniela to Total Pool _____	70.70%
Percentage of Breaks to Total Pool _____	0.57%

35

Pool Classification	Amount Wagered	\$10.00 Wagers		\$5.00 Wagers		\$2.00 Wagers	
		Number	Amount	Number	Amount	Amount	Number
Daily Double _____	\$ 634,026.00					317,013	\$ 634,026.00
Quiniela _____	9,256,378.00	102,945	\$1,029,450.00	8,950	\$ 44,750.00	4,091,089	8,182,178.00
Win _____	1,786,386.00			191,324	956,620.00	414,883	829,766.00
Place _____	819,447.00			66,933	334,665.00	242,391	484,782.00
Show _____	594,940.00			37,610	188,050.00	203,445	406,890.00
TOTAL _____	\$13,091,177.00	102,945	\$1,029,450.00	304,817	\$1,524,085.00	5,268,821	\$10,537,642.00

The Attendance of 3,062 and P-M Handle of \$114,155.00 for Scholarship Fund Day, March 26, 1957 not included in above.

The Attendance of 2,973 and P-M Handle of \$113,551.00 for Charity Day, March 28, 1957 not included in above.

ORANGE PARK KENNEL CLUB, INC.
Orange Park, Florida

Officers

WM. H. JOHNSTON, *President*
6300 San Jose Boulevard
Jacksonville, Florida

JOHN A. RUSH, *Vice-President*
2503 River Boulevard
Jacksonville, Florida

J. R. JOHNSTON, *Treasurer*
2830 So. Columbia Place
Tulsa, Oklahoma

JAMES J. PATTON, *Secretary*
814 S. Granada Boulevard
Jacksonville, Florida

ROBERT J. HART, SR., *Assistant Secretary*
617 University Drive
Coral Gables, Florida

Directors

JOHN A. RUSH
J. R. JOHNSTON

WM. H. JOHNSTON

JAMES J. PATTON
DONALD W. HOWELL

ORANGE PARK KENNEL CLUB, INC.

44 Racing Days—October 6, 1956 to November 27, 1956, Incl.—44 Performances

Pari-Mutuel Handle	\$1,917,780.00
Average Performance	43,585.91
Average Wager per Capita	43.95

Total Paid Attendance	43,639
Average Paid Attendance per Performance	992

Net Commission = 17% of P-M Handle Less \$170.00
Track Allowance per Race

STATE REVENUE

3/17 of Net Commission and Sliding Scale Rate (Counties)	\$ 44,102.28
2/17 of Net Commission and Sliding Scale Rate (Old Age Assistance)	29,401.52
2/17 of Net Commission (Counties)	29,201.52
25% of Total Breaks (Counties)	2,525.38
75% of Total Breaks (Old Age Assistance)	7,576.74
Admission Tax (Counties)	4,363.90
	<u>\$ 117,171.34</u>
Occupational Licenses (Counties)	853.00
Assumed Names (Counties)	20.00
Total State Revenue	<u>\$ 118,044.34</u>

TRACK REVENUE

420 Races @ \$170.00 per Race	\$ 71,400.00
20 Races on Sliding Scale Rate	.5,909.68
10/17 of Net Commission	146,007.60
Total Track Revenue (11.64%)	<u>\$ 223,317.28</u>
Distributed to Public from P-M Handle (82.47%)	<u>\$1,581,655.28</u>
Distributed to Public by Track for Minus Pool	4.02
Total Distributed to Public	<u>\$1,581,659.30</u>
Percentage of Daily Double to Total Pool	8.81%
Percentage of Quiniela to Total Pool	68.19%
Percentage of Breaks to Total Pool	0.53%

37

Pool Classification	Amount Wagered	\$5.00 Wagers		\$2.00 Wagers	
		Number	Amount	Number	Amount
Daily Double	\$ 168,924.00			84,462	\$ 168,924.00
Quiniela	1,307,782.00			653,891	1,307,782.00
Win	209,392.00	13,172	\$ 65,860.00	71,766	143,532.00
Place	123,854.00	6,028	30,140.00	46,857	93,714.00
Show	107,828.00	2,996	14,980.00	46,424	92,848.00
TOTAL	\$1,917,780.00	22,196	\$110,980.00	903,400	\$1,806,800.00

The Attendance of 765 and Pari-Mutuel Handle of \$33,790.00 for Scholarship Fund Day, November 14, 1956 not included in above.

ORANGE PARK KENNEL CLUB, INC.

46 Racing Days—April 11, 1957 to June 4, 1957, Incl.—47 Performances

Pari-Mutuel Handle	\$2,327,368.00
Average Performance	49,512.09
Average Wager per Capita	46.57

Total Paid Attendance	49,972
Average Paid Attendance per performance	1,063

Net Commission = 17% of P-M Handle Less \$170.00
Track Allowance per Race

STATE REVENUE

3/17 of Net Commission (Counties)	\$ 55,181.04
2/17 of Net Commission (Old Age Assistance)	36,787.36
2/17 of Net Commission (Counties)	36,787.36
25% of Total Breaks (Counties)	2,842.01
75% of Total Breaks (Old Age Assistance)	8,526.73
Admission Tax (Counties)	4,997.20
	<u>\$ 145,121.70</u>
Occupational Licenses (Counties)	42.75
Total State Revenue	<u>\$ 145,164.45</u>

TRACK REVENUE

488 Races @ \$170.00 Allowance per Race	\$ 82,960.00
10/17 of Net Commission	183,936.80
Total Track Revenue (11.47%)	<u>\$ 266,896.80</u>
Total Distributed to Public from	
P-M Handle (82.51%)	<u>\$1,920,346.70</u>
Percentage of Daily Double to Total Pool	8.65%
Percentage of Quiniela to Total Pool	72.35%
Percentage of Breaks to Total Pool	0.49%

38

Pool Classification	Amount Wagered	\$5.00 Wagers		\$2.00 Wagers	
		Number	Amount	Number	Amount
Daily Double	\$ 201,372.00			100,686	\$ 201,372.00
Quiniela	1,683,819.00	20,385	\$101,925.00	790,947	1,581,894.00
Win	201,080.00	12,362	61,810.00	69,635	139,270.00
Place	128,403.00	4,891	24,455.00	51,974	103,948.00
Show	112,694.00	2,818	14,090.00	49,302	98,604.00
TOTAL	\$2,327,368.00	40,456	\$202,280.00	1,062,544	\$2,125,088.00

Closed Friday, April 19th.

1911

1912

1913

1914

1915

1916

1917

1918

1919

1920

1921

1922

1923

1924

1925

1926

1927

1928

1929

1930

1931

1932

1933

1934

1935

1936

1937

PALM BEACH KENNEL CLUB, INC.
West Palm Beach, Florida

Officers

JOHN E. BOGGIANO, *President*
45 Christopher Street
New York, N. Y.

SAM C. LOMBARDO, *Vice-President*
3600 Ridge Road
Cleveland, Ohio

JOHN G. MASONI, *Secretary-Treasurer*
3600 Ridge Road
Cleveland, Ohio

Directors

SAM C. LOMBARDO

JOHN E. BOGGIANO

JOHN G. MASONI

PALM BEACH KENNEL CLUB, INC.

90 Racing Days—December 28, 1956 to April 13, 1957, Incl.—90 Performances

Pari-Mutuel Handle	\$7,735,698.00
Average Performance	85,952.20
Average Wager per Capita	35.87

STATE REVENUE

3/17 of Net Commission (Counties)	\$ 204,110.94
2/17 of Net Commission (Old Age Assistance)	136,073.96
2/17 of Net Commission (Counties)	136,073.96
25% of Total Breaks (Counties)	11,226.77
75% of Total Breaks (Old Age Assistance)	33,679.96
Admission Tax (Counties)	21,902.00
	<u>\$ 543,067.59</u>
Occupational Licenses (Counties)	1,482.00
Assumed Names (Counties)	30.00
Total State Revenue	<u>\$ 544,579.59</u>

Total Paid Attendance	215,665
Average Paid Attendance per performance	2,396

Net Commission = 17% of P-M Handle Less \$170.00
Track Allowance per Race

TRACK REVENUE

932 Races @ \$170.00 Allowance per Race	\$ 158,440.00
10/17 of Net Commission	680,369.80
Total Track Revenue (10.84%)	<u>\$ 838,809.80</u>
Distributed to Public from P-M Handle ((82.42%))	\$6,375,722.61
Distributed to Public for Minus Pool	14.19
Total Distributed to Public	<u>\$6,375,736.80</u>
Percentage of Daily Double to Total Pool	9.10%
Percentage of Quiniela to Total Pool	65.93%
Percentage of Breaks to Total Pool	0.58%

41

Pool Classification	Amount Wagered	\$5.00 Wagers		\$2.00 Wagers	
		Number	Amount	Number	Amount
Daily Double	\$ 703,720.00			351,860	\$ 703,720.00
Quiniela	5,100,380.00			2,550,190	5,100,380.00
Win	900,723.00	76,083	\$380,415.00	260,154	520,308.00
Place	541,115.00	35,673	178,365.00	181,375	362,750.00
Show	489,760.00	22,646	113,230.00	188,265	376,530.00
TOTAL	\$7,735,698.00	134,402	\$672,010.00	3,531,844	\$7,063,688.00

The Attendance of 1,857 and P-M Handle of \$71,799.00 for Scholarship Fund Day, April 2, 1957 not included in above.

PENSACOLA KENNEL CLUB, INC.

Pensacola, Florida

Officers

J. C. PACE, *Chairman of the Board*

San Carlos Hotel
Pensacola, Florida

CARL T. JOHNSON, *Executive Vice-President and Secretary*

322 Brent Building
Pensacola, Florida

AL VILLANE, *Vice-President*

101 South "O" Street
Pensacola, Florida

HERBERT LATHAM, *Vice-President*

Florida National Bank Building
Pensacola, Florida

DR. ALVYN WHITE, *Treasurer*

1750 N. Palafox Street
Pensacola, Florida

Directors

CARL T. JOHNSON

J. W. DASHIELL

MARTIN RAY

J. C. PACE

DR. ALVYN WHITE

HERBERT LATHAM

AL VILLANE

W. W. HARBESON

R. P. STRITZINGER

PENSACOLA KENNEL CLUB, INC.

66 Racing Days—July 1, 1956 to September 17, 1956, Incl.—80 Performances

Pari-Mutuel Handle	\$3,168,723.00
Average Performance	39,609.04
Average Wager per Capita	40.60

Total Paid Attendance	78,053
Average Paid Attendance per Performance	976

Net Commission = 17% of P-M Handle Less \$170.00
Track Allowance per Race

STATE REVENUE

3/17 of Net Commission (Counties)	\$ 70,311.69
2/17 of Net Commission (Old Age Assistance)	46,874.46
2/17 of Net Commission (Counties)	46,874.46
25% of Total Breaks (Counties)	5,057.51
75% of Total Breaks (Old Age Assistance)	15,172.68
Admission Tax (Counties)	7,805.30
	<u>\$ 192,096.10</u>
Occupational Licenses (Counties)	1,542.50
Assumed Names (Counties)	30.00
Total State Revenue	<u>\$ 193,668.60</u>

TRACK REVENUE

825 Races @ \$170.00 per Race	\$ 140,250.00
10/17 of Net Commission	234,372.30
Total Track Revenue (11.82%)	<u>\$ 374,622.30</u>
Total Distributed to Public from P-M Handle (82.36%)	<u>\$2,609,809.90</u>

Percentage of Daily Double to Total Pool	6.40%
Percentage of Quiniela to Total Pool	69.86%
Percentage of Breaks to Total Pool	0.64%

43

Pool Classification	Amount Wagered	\$5.00 Wagers		\$2.00 Wagers	
		Number	Amount	Number	Amount
Daily Double	\$ 202,746.00			101,373	\$ 202,746.00
Quiniela	2,213,834.00			1,106,917	2,213,834.00
Win	297,110.00	14,378	\$ 71,890.00	112,610	225,220.00
Place	208,910.00	5,686	28,430.00	90,240	180,480.00
Show	246,123.00	4,407	22,035.00	112,044	224,088.00
TOTAL	\$3,168,723.00	24,471	\$122,355.00	1,523,184	\$3,046,368.00

Closed September 4, 1956.

PENSACOLA KENNEL CLUB, INC.

24 Racing Days—May 31, 1957 to June 30, 1957, Incl.—29 Performances

Pari-Mutuel Handle	\$1,186,446.00
Average Performance	40,911.93
Average Wager per Capita.....	34.84

Total Paid Attendance.....	34,059
Average Paid Attendance per Performance.....	1,174

*Net Commission = 17% of P-M Handle Less \$170.00
Track Allowance per Race*

STATE REVENUE

3/17 of Net Commission (Counties).....	\$ 26,593.38
2/17 of Net Commission (Old Age Assistance).....	17,728.92
2/17 of Net Commission (Counties).....	17,728.92
25% of Total Breaks (Counties).....	1,867.87
75% of Total Breaks (Old Age Assistance).....	5,603.51
Admission Tax (Counties).....	3,405.90
Total State Revenue.....	\$ 72,928.50

TRACK REVENUE


300 Races @ \$170.00 Allowance per Race.....	\$ 51,000.00
10/17 of Net Commission.....	88,644.60
Total Track Revenue (11.77%).....	\$139,644.60
Distributed to Public from P-M Handle (82.37%).....	\$977,278.80
Distributed to Public by Track for Minus Pool.....	9.00
Total Distributed to Public.....	\$977,287.80

Percentage of Daily Double to Total Pool.....	5.11%
Percentage of Quiniela to Total Pool.....	68.68%
Percentage of Breaks to Total Pool.....	0.63%

44

Pool Classification	Amount Wagered	\$5.00 Wagers		\$2.00 Wagers	
		Number	Amount	Number	Amount
Daily Double.....	\$ 60,626.00			30,313	\$ 60,626.00
Quiniela.....	814,900.00			407,450	814,900.00
Win.....	124,569.00	7,289	\$36,445.00	44,062	88,124.00
Place.....	85,309.00	2,061	10,305.00	37,502	75,004.00
Show.....	101,042.00	1,794	8,970.00	46,036	92,072.00
TOTAL.....	\$1,186,446.00	11,144	\$55,720.00	565,363	\$1,130,726.00

The Attendance of 897 and Pari Mutuel Handle of \$29,687.00 for Charity Fund Day June 11, 1957 not included in above.
The Attendance of 894 and Pari Mutuel Handle of \$31,166.00 for Scholarship Fund Day, June 12, 1957 not included in above.



SANFORD-ORLANDO KENNEL CLUB, INC.
Longwood, Florida

Officers

W. C. ANDERSON, *President and Treasurer*
740 Old Post Road
Fairfield, Connecticut

MRS. JAMES DAVEY, *Vice-President and Assistant Secretary*
20 Church Street
Greenwich, Connecticut

MRS. FRANK B. NICHOLS, *Second Vice-President*
1313 Greenbay Road
Lake Forest, Illinois

MARY KELLY, *Secretary*
915 Old Post Road
Fairfield, Connecticut

Directors

ANABEL MCPADDEN DAVEY

W. C. ANDERSON

MARY KELLY

KATHERINE NICHOLS

SANFORD-ORLANDO KENNEL CLUB, INC.

90 Racing Days—November 13, 1956 to February 28, 1957, Incl.—124 Performances

Pari-Mutuel Handle	\$5,385,777.00
Average Performance	43,433.69
Average Wager per Capita	46.08

Total Paid Attendance	116,891
Average Paid Attendance per Performance	943

Net Commission = 17% of P-M Handle Less \$170.00
Track Allowance per Race

STATE REVENUE

3/17 of Net Commission (Counties) and Sliding Scale Rate	\$ 123,192.33
2/17 of Net Commission (Old Age Assistance) and Sliding Scale Rate	82,128.22
2/17 of Net Commission (Counties)	82,028.22
25% of Total Breaks (Counties)	8,236.17
75% of Total Breaks (Old Age Assistance)	24,707.14
Admission Tax (Counties)	12,189.31
	<u>\$332,481.39</u>
Occupational Licenses (Counties)	1,319.00
Assumed Names (Counties)	10.00
Total State Revenue	<u>\$ 333,810.39</u>

TRACK REVENUE

1,263 Races @ \$170.00 Allowance per Race	\$ 214,710.00
10 Races on Sliding Scale Rate	3,382.22
10/17 of Net Commission	410,141.10
Total Track Revenue (11.66%)	<u>\$ 628,233.32</u>
Distributed to Public from P-M Handle (82.39%)	\$4,437,251.60
Distributed to Public for Minus Pool	68.60
Total Distributed to Public	<u>\$4,437,320.20</u>
Percentage of Daily Double to Total Pool	7.94%
Percentage of Quiniela to Total Pool	66.31%
Percentage of Breaks to Total Pool	0.61%

47

Pool Classification	Amount Wagered	\$5.00 Wagers		\$2.00 Wagers	
		Number	Amount	Number	Amount
Daily Double	\$ 427,438.00			213,719	\$ 427,438.00
Quiniela	3,571,168.00			1,785,584	3,571,168.00
Win	636,186.00	39,326	\$196,630.00	219,778	439,556.00
Place	386,105.00	19,277	96,385.00	144,860	289,720.00
Show	364,880.00	12,626	63,130.00	150,875	301,750.00
TOTAL	\$5,385,777.00	71,229	\$356,145.00	2,514,816	\$5,029,632.00

The Attendance of 648 and P-M Handle of \$33,586 for Scholarship Fund Day, December 6, 1956 not included in above.
The Attendance of 987 and P-M Handle of \$38,804 for Charity Day, December 20, 1956 not included in above.

SARASOTA KENNEL CLUB, INC.

Sarasota, Florida

Officers

GUS WIDEN, *President*
Chicago, Illinois

C. E. NEWMAN, *Vice-President*
Sarasota, Florida

JERRY COLLINS, *Secretary-Treasurer*
Sarasota, Florida

Directors

C. E. NEWMAN

GUS WIDEN

JERRY COLLINS

SARASOTA KENNEL CLUB, INC.

79 Racing Days—March 1, 1957 to June 3, 1957, Incl.—108 Performances

Pari-Mutuel Handle	\$5,914,749.00
Average Performance	54,766.19
Average Wager per Capita	53.98

Total Paid Attendance	109,570
Average Paid Attendance per Performance	1,015
<i>Net Commission = 17% of P-M Handle Less \$170.00</i>	
<i>Track Allowance per Race</i>	

STATE REVENUE

3/17 of Net Commission (Counties)	\$ 144,172.47
2/17 of Net Commission (Old Age Assistance)	96,114.98
2/17 of Net Commission (Counties)	96,114.98
25% of Total Breaks (Counties)	8,422.56
75% of Total Breaks (Old Age Assistance)	25,267.96
Admission Tax (Counties)	11,353.20
	<u>\$ 381,446.15</u>
Occupational Licenses (Counties)	633.75
Total State Revenue	<u>\$ 382,079.90</u>

TRACK REVENUE

1109 Races @ \$170.00 Allowance per Race	\$ 188,530.00
10/17 of Net Commission	480,574.90
Total Track Revenue (11.31%)	<u>\$ 669,104.90</u>
Total Distributed to Public from P-M Handle (82.43%)	<u>\$4,875,551.15</u>
Total Distributed to Public for Minus Pool	7.75
Total Distributed to Public	<u>\$4,875,558.90</u>
Percentage of Daily Double to Total Pool	7.46%
Percentage of Quiniela to Total Pool	69.35%
Percentage of Breaks to Total Pool	0.57%

49

Pool Classification	Amount Wagered	\$5.00 Wagers		\$2.00 Wagers	
		Number	Amount	Number	Amount
Daily Double	\$ 441,364.00			220,682	\$ 441,364.00
Quiniela	4,102,079.00	57,807	\$289,035.00	1,906,522	3,813,044.00
Win	604,504.00	40,164	200,820.00	201,842	403,684.00
Place	405,212.00	20,034	100,170.00	152,521	305,042.00
Show	361,590.00	11,346	56,730.00	152,430	304,860.00
TOTAL	\$5,914,749.00	129,351	\$646,755.00	2,633,997	\$5,267,994.00

The Attendance of 1512 and Pari-Mutuel Handle of \$41,372.00 for Scholarship Fund Day March 7, 1957 not included in above.

The Attendance of 933 and Pari-Mutuel Handle of \$41,101.00 for Charity Day, March 28, 1957 not included in above.

ST. PETERSBURG KENNEL CLUB, INC.

St. Petersburg, Florida

Officers

J. E. BROOKS, *President*
1261 Brightwaters Boulevard
St. Petersburg, Florida

A. V. WEAVER, *Vice-President*
5190 38th Avenue, North
St. Petersburg, Florida

OTTO L. WEAVER, *Secretary-Treasurer*
800 26th Avenue, North
St. Petersburg, Florida

L. C. SHAW, *Assistant Secretary-Treasurer*
1135 12th Street, North
St. Petersburg, Florida

Directors

A. V. WEAVER
L. C. SHAW
A. D. WEAVER

J. E. BROOKS

OTTO L. WEAVER
A. V. LAUGHNER
G. E. LOUGHRIDGE

ST. PETERSBURG KENNEL CLUB, INC.

90 Racing Days—January 2, 1957 to April 17, 1957, Incl.—122 Performances

Pari-Mutuel Handle	\$13,692,747.00
Average Performance	112,235.63
Average Wager per Capita	33.40

Total Paid Attendance	409,975
Average Paid Attendance per Performance	3,360

Net Commission = 17% of P-M Handle Less \$170.00
Track Allowance per Race

STATE REVENUE

3/17 of Net Commission (Counties)	\$ 374,182.41
2/17 of Net Commission (Old Age Assistance)	249,454.94
2/17 of Net Commission (Counties)	249,454.94
25% of Total Breaks (Counties)	22,365.86
75% of Total Breaks (Old Age Assistance)	67,097.14
Admission Tax (Counties)	42,264.08
	<u>\$1,004,819.37</u>
Occupational Licenses (Counties)	2,527.25
Assumed Names (Counties)	20.00
Total State Revenue	<u>\$ 1,007,366.62</u>

TRACK REVENUE

1220 Races @ \$170.00 Allowance per Race	\$ 207,400.00
10/17 of Net Commission	1,247,274.70
Total Track Revenue (10.62%)	<u>\$ 1,454,674.70</u>
Distributed to Public from P-M Handle (82.35%)	\$11,275,517.01
Distributed to Public for Minus Pool	40.59
Total Distributed to Public	<u>\$11,275,557.60</u>
Percentage of Daily Double to Total Pool	8.25%
Percentage of Quiniela to Total Pool	66.57%
Percentage of Breaks to Total Pool	0.65%

51

Pool Classification	Amount Wagered	\$10.00 Wagers		\$5.00 Wagers		\$2.00 Wagers	
		Number	Amount	Number	Amount	Number	Amount
Daily Double	\$1,129,710.00					564,855	\$ 1,129,710.00
Quiniela	9,116,052.00	61,693	\$616,930.00			4,249,561	8,499,122.00
Win	1,503,118.00			100,132	\$500,660.00	501,229	1,002,458.00
Place	967,201.00			47,277	236,385.00	365,408	730,816.00
Show	976,666.00			33,816	169,080.00	403,793	807,586.00
TOTAL	\$13,692,747.00	61,693	\$616,930.00	181,225	\$906,125.00	6,084,846	\$12,169,692.00

The Attendance of 1,538 and Pari-Mutuel Handle of \$63,214.00 for Scholarship Fund Day, January 17, 1957 not included in above.

VOLUSIA COUNTY KENNEL CLUB, INC.
Daytona Beach, Florida

Officers

L. M. KIRKPATRICK, *Chairman of the Board and General Manager*
Ripley, Tennessee

H. E. TOOKE, JR., *President*
Sanford, Florida

W. L. KIRKPATRICK, *Vice-President*
Ripley, Tennessee

R. H. COFFMAN, *Secretary-Treasurer*
Daytona Beach, Florida

Directors

H. E. TOOKE, JR.

L. M. KIRKPATRICK
R. H. COFFMAN

W. L. KIRKPATRICK

VOLUSIA COUNTY KENNEL CLUB, INC.

67 Racing Days—July 1, 1956 to September 17, 1956, Incl.—93 Performances

Pari-Mutuel Handle	\$7,846,727.00
Average Performance	84,373.41
Average Wager per Capita	38.07

Total Paid Attendance	206,106
Average Paid Attendance per Performance	2,216
<i>Net Commission = 17% of P-M Handle Less \$170.00 Track Allowance per Race</i>	

STATE REVENUE

3/17 of Net Commission (Counties)	\$ 206,781.81
2/17 of Net Commission (Old Age Assistance)	137,854.54
2/17 of Net Commission (Counties)	137,854.54
25% of Total Breaks (Counties)	11,867.89
75% of Total Breaks (Old Age Assistance)	35,605.18
Admission Tax (Counties)	21,831.05
	<u>\$ 551,795.01</u>
Occupational Licenses (Counties)	2,884.75
Assumed Names (Counties)	50.00
Total State Revenue	<u>\$ 554,729.76</u>

TRACK REVENUE

954 Races @ \$170.00 per Race	\$ 162,180.00
10/17 of Net Commission	689,272.70
Total Track Revenue (10.85%)	<u>\$ 851,452.70</u>
Distributed to Public from P-M Handle (82.39%)	\$6,465,310.34
Distributed to Public for Minus Pool	43.76
Total Distributed to Public	<u>\$6,465,354.10</u>
Percentage of Daily Double to Total Pool	7.53%
Percentage of Quiniela to Total Pool	67.07%
Percentage of Breaks to Total Pool	0.60%

53

Pool Classification	Amount Wagered	\$10.00 Wagers		\$5.00 Wagers		\$2.00 Wagers	
		Number	Amount	Number	Amount	Number	Amount
Daily Double	\$ 590,772.00					295,386	\$ 590,772.00
Quiniela	5,262,526.00	22,847	\$228,470.00			2,517,028	5,034,056.00
Win	888,135.00			80,737	\$403,685.00	242,225	484,450.00
Place	532,357.00			38,377	191,885.00	170,236	340,472.00
Show	572,937.00			27,635	138,175.00	217,381	434,762.00
TOTAL	\$7,846,727.00	22,847	\$228,470.00	146,749	\$733,745.00	3,442,256	\$6,884,512.00

The Attendance of 1,499 and Pari-Mutuel Handle of \$65,009.00 for Charity Day, September 6, 1956 not included in above.

VOLUSIA COUNTY KENNEL CLUB, INC.

22 Racing Days—June 4, 1957 to June 30, 1957, Incl.—30 Performances

Pari-Mutuel Handle	\$2,595,844.00
Average Performance	86,528.13
Average Wager per Capita	38.86

Total Paid Attendance	66,805
Average Paid Attendance per Performance	2,227
<i>Net Commission = 17% of P-M Handle Less \$170.00 Track Allowance per Race</i>	

STATE REVENUE

3/17 of Net Commission (Counties)	\$ 68,635.32
2/17 of Net Commission (Old Age Assistance)	45,756.88
2/17 of Net Commission (Counties)	45,756.88
25% of Total Breaks (Counties)	4,123.28
75% of Total Breaks (Old Age Assistance)	12,369.38
Admission Tax (Counties)	7,050.89
	<u>\$ 183,692.63</u>
Occupational Licenses (Counties)	307.00
Assumed Names (Counties)	10.00
Total State Revenue	<u>\$ 184,009.63</u>

TRACK REVENUE

308 Races @ \$170 Allowance per Race	\$ 52,360.00
10/17 of Net Commission	228,784.40
Total Track Revenue (10.83%)	<u>\$ 281,144.40</u>
Distributed to Public from P-M Handle (82.36%)	\$2,138,057.86
Distributed to Public for Minus Pool	1.14
Total Distributed to Public	<u>\$2,138,059.00</u>
Percentage of Daily Double to Total Pool	6.93%
Percentage of Quiniela to Total Pool	67.54%
Percentage of Breaks to Total Pool	0.64%

54

Pool Classification	Amount Wagered	\$10.00 Wagers		\$5.00 Wagers		\$2.00 Wagers	
		Number	Amount	Number	Amount	Number	Amount
Daily Double	\$ 179,812.00					89,906	\$ 179,812.00
Quiniela	1,753,192.00	13,737	\$137,370.00			807,911	1,615,822.00
Win	309,741.00			29,261	\$146,305.00	81,718	163,436.00
Place	172,549.00			12,565	62,825.00	54,862	109,724.00
Show	180,550.00			9,194	45,970.00	67,290	134,580.00
TOTAL	\$2,595,844.00	13,737	\$137,370.00	51,020	\$255,100.00	1,101,687	\$2,203,374.00

The Attendance of 2,160 and Pari-Mutuel Handle of \$77,575.00 for Scholarship Fund Day, June 13, 1957 not included in above.

1870

1871

1872

1873

1874

1875

1876

1877

1878

1879

1880

1881

1882

1883

1884

1885

1886

1887

1888

1889

1890

1891

1892

1893

1894

1895

1896

1897

1898

1899

1900

1901

1902

1903

1904

1905

1906

1907

1908

1909

1910

1911

1912

1913

1914

1915

1916

1917

1918

1919

1920

1921

1922

1923

1924

1925

1926

1927

1928

1929

1930

1931

1932

1933

1934

1935

1936

1937

1938

1939

1940

1941

1942

1943

1944

1945

1946

1947

1948

1949

1950

1951

1952

1953

1954

1955

1956

1957

1958

1959

1960

1961

1962

1963

1964

1965

1966

1967

1968

1969

1970

1971

1972

1973

1974

1975

1976

1977

1978

1979

1980

1981

1982

WASHINGTON COUNTY KENNEL CLUB, INC.
Ebro, Florida

Officers

A. L. DUNN, *President*
Chipley, Florida

STRATTON DEMETRE, *Secretary*
1825 Cleveland Road
Miami Beach, Florida

TOM D. TRULIS, *Treasurer*
1920 S. W. 25th Avenue
Miami, Florida

Directors

STRATTON DEMETRE
EULESS WATFORD

A. L. DUNN
HARRY EDWARDS

TOM D. TRULIS
M. S. HUGGINS

WASHINGTON COUNTY KENNEL CLUB, INC.

76 Racing Days—July 2, 1956 to October 3, 1956, Incl.—77 Performances

Pari-Mutuel Handle	\$1,745,872.00
Average Performance	22,673.66
Average Wager per Capita	29.91

Total Paid Attendance	58,378
Average Paid Attendance per Performance	758
<i>Net Commission = 17% of P-M Handle Less \$170.00</i>	
<i>Track Allowance per Race</i>	

STATE REVENUE

3/17 of Net Commission and Sliding Scale Rate (Counties)	\$ 12,175.00
2/17 of Net Commission and Sliding Scale Rate (Old Age Assistance)	8,115.45
2/17 of Net Commission (Counties)	5,855.45
25% of Total Breaks (Counties)	1,858.16
75% of Total Breaks (Old Age Assistance)	5,575.56
Admission Tax (Counties)	3,349.30
	<u>\$ 36,928.92</u>
Occupational Licenses (Counties)	938.75
Assumed Names (Counties)	60.00
Total State Revenue	<u>\$ 37,972.67</u>

TRACK REVENUE

Credit Allowance Per Chapter 31414 Fla. Statutes:	
From Pool	\$23,334.95
From Admission Taxes	2,488.50
	<u>\$ 25,823.45</u>
228 Races @ \$170.00 per Race	38,760.00
571 Races on Sliding Scale Rate	169,088.47
10/17 of Net Commission	45,588.10
Total Track Revenue (15.85%)	<u>\$ 279,260.02</u>
Distributed to Public from P-M Handle (82.22%)	\$1,435,520.86
Distributed to Public for Minus Pool	34.74
Total Distributed to Public	<u>\$1,435,555.60</u>
Percentage of Daily Double to Total Pool	5.95%
Percentage of Quiniela to Total Pool	61.36%
Percentage of Breaks to Total Pool	0.78%

57

Pool Classification	Amount Wagered	\$5.00 Wagers		\$2.00 Wagers	
		Number	Amount	Number	Amount
Daily Double	\$ 103,864.00			51,932	\$ 103,864.00
Quiniela	1,071,400.00			535,700	1,071,400.00
Win	233,244.00	11,756	\$ 58,780.00	87,232	174,464.00
Place	146,974.00	4,868	24,340.00	61,317	122,634.00
Show	190,390.00	3,502	17,510.00	86,440	172,880.00
TOTAL	<u>\$1,745,872.00</u>	20,126	<u>\$100,630.00</u>	822,621	<u>\$1,645,242.00</u>

The Attendance of 738 and Pari-Mutuel Handle of \$15,540.00 for Scholarship Fund Day, August 7, 1956 not included in above.
 The Attendance of 385 and Pari-Mutuel Handle of \$15,957.00 for Charity Day, September 10, 1956 not included in above.

WASHINGTON COUNTY KENNEL CLUB, INC.
 13 Racing Days—June 15, 1957 to June 30, 1957, Incl.—13 Performances

Pari-Mutuel Handle	\$295,939.00
Average Performance	22,764.54
Average Wager per Capita	23.90

Total Paid Attendance	12,382
Average Paid Attendance per Performance	952
<i>Net Commission = 17% of P-M Handle Less \$170.00 Track Allowance per Race</i>	

STATE REVENUE

3/17 of Net Commission and Sliding Scale Rate (Counties)	\$ 3,750.69
2/17 of Net Commission and Sliding Scale Rate (Old Age Assistance)	2,500.46
2/17 of Net Commission (Counties)	1,940.46
25% of Total Breaks (Counties)	546.62
75% of Total Breaks (Old Age Assistance)	1,640.05
Admission Tax (Counties)	1,238.20
Total State Revenue	<u>\$ 11,616.48</u>

TRACK REVENUE

44 Races @ \$170.00 Allowance per Race	\$ 7,480.00
91 Races on Sliding Scale Rate	24,935.72
10/17 of Net Commission	9,702.30
Total Track Revenue (14.23%)	<u>\$ 42,118.02</u>
Total Distributed to Public from P-M Handle (82.26%)	<u>\$243,442.70</u>
Percentage of Daily Double to Total Pool	4.70%
Percentage of Quiniela to Total Pool	56.99%
Percentage of Breaks to Total Pool	0.74%

58

Pool Classification	Amount Wagered	\$5.00 Wagers		\$2.00 Wagers	
		Number	Amount	Number	Amount
Daily Double	\$ 13,920.00			6,960	\$ 13,920.00
Quiniela	168,664.00			84,332	168,664.00
Win	45,645.00	2,733	\$13,665.00	15,990	31,980.00
Place	27,945.00	981	4,905.00	11,520	23,040.00
Show	39,765.00	703	3,515.00	18,125	36,250.00
TOTAL	\$295,939.00	4,417	\$22,085.00	136,927	\$273,854.00

The first part of the paper is devoted to a general discussion of the problem. It is shown that the problem is equivalent to a problem in the theory of differential equations. The second part of the paper is devoted to a detailed study of the problem. It is shown that the problem is solvable if and only if certain conditions are satisfied. The third part of the paper is devoted to a study of the properties of the solutions of the problem. It is shown that the solutions are unique and that they depend continuously on the data of the problem.

WEST FLAGLER KENNEL CLUB, INC.
Miami, Florida

Officers

I. HECHT, JR., *President*
4213 Nautilus Drive
Miami Beach, Florida

JACK COOPER, *Vice-President*
6444 Allison Island
Miami Beach, Florida

LAURENCE S. LEVENSON, *Vice-President*
575 Grand Concourse
Miami Shores, Florida

SIDNEY LEFCOURT, *Secretary-Treasurer*
36 Bay Heights Drive
Miami, Florida

Directors

JACK COOPER
SIDNEY LEFCOURT

STUART GORDON

I. HECHT, JR.

LAURENCE S. LEVENSON
ROBERT J. GORDON
LOUIS GROSSMAN

WEST FLAGLER KENNEL CLUB, INC.

47 Racing Days—November 13, 1956 to January 5, 1957, Incl.—47 Performances

Pari-Mutuel Handle	\$9,441,347.00
Average Performance	200,879.66
Average Wager per Capita	38.11

Total Paid Attendance	247,716
Average Paid Attendance per Performance	5,271
<i>Net Commission = 17% of P-M Handle Less \$170.00 Track Allowance for Race</i>	

STATE REVENUE

3/17 of Net Commission (Counties)	\$ 268,660.41
2/17 of Net Commission (Old Age Assistance)	179,106.94
2/17 of Net Commission (Counties)	179,106.94
25% of Total Breaks (Counties)	15,925.16
75% of Total Breaks (Old Age Assistance)	47,775.73
Admission Tax (Counties)	25,859.06
	<u>\$ 716,434.24</u>
Occupational Licenses (Counties)	3,223.75
Assumed Names (Counties)	50.00
Total State Revenue	<u>\$ 719,707.99</u>

TRACK REVENUE

486 Races @ \$170.00 Allowance per Race	\$ 82,620.00
10/17 of Net Commission	895,534.70
Total Track Revenue (10.36%)	<u>\$ 978,154.70</u>
Distributed to Public from P-M Handle (82.33%)	\$7,772,617.12
Distributed to Public for Minus Pool	14.68
Total Distributed to Public	<u>\$7,772,631.80</u>
Percentage of Daily Double to Total Pool	5.38%
Percentage of Quiniela to Total Pool	64.23%
Percentage of Breaks to Total Pool	0.67%

61

Pool Classification	Amount Wagered	\$10.00 Wagers		\$5.00 Wagers		\$2.00 Wagers	
		Number	Amount	Number	Amount	Number	Amount
Daily Double	\$ 508,310.00	3,425	\$ 34,250.00			237,030	\$ 474,060.00
Quiniela	6,064,272.00	74,182	741,820.00	92,552	\$462,760.00	2,429,846	4,859,692.00
Win	1,533,858.00	54,500	545,000.00	55,862	279,310.00	354,774	709,548.00
Show	704,933.00	17,173	171,730.00	22,667	113,335.00	209,934	419,868.00
Place	629,974.00	12,926	129,260.00	17,106	85,530.00	207,592	415,184.00
TOTAL	\$9,441,347.00	162,206	\$1,622,060.00	188,187	\$940,935.00	3,439,176	\$6,878,352.00

WEST FLAGLER KENNEL CLUB, INC.

43 Racing Days—February 16, 1957 to April 9, 1957, Incl.—43 Performances

Pari-Mutuel Handle	\$6,899,520.00
Average Performance	160,453.95
Average Wager per Capita	36.10

Total Paid Attendance	191,125
Average Paid Attendance per Performance	4,445

*Net Commission = 17% of P-M Handle Less \$170.00
Track Allowance per Race*

STATE REVENUE

3/17 of Net Commission (Counties)	\$ 193,575.60
2/17 of Net Commission (Old Age Assistance)	129,050.40
2/17 of Net Commission (Counties)	129,050.40
25% of Total Breaks (Counties)	10,422.25
75% of Total Breaks (Old Age Assistance)	31,267.15
Admission Tax (Counties)	19,795.03
	<u>\$ 513,160.83</u>
Occupational Licenses (Counties)	203.25
Total State Revenue	<u>\$ 513,364.08</u>

TRACK REVENUE

447 Races @ \$170.00 Allowance per Race	\$ 75,990.00
10/17 of Net Commission	645,252.00
Total Track Revenue (10.45%)	<u>\$ 721,242.00</u>
Total Distributed to Public from P-M Handle (82.40%)	<u>\$5,684,912.20</u>
Percentage of Daily Double to Total Pool	5.74%
Percentage of Quiniela to Total Pool	68.14%
Percentage of Breaks to Total Pool	0.60%

62

Pool Classification	Amount Wagered	\$10.00 Wagers		\$2.00 Wagers	
		Number	Amount	Number	Amount
Daily Double	\$ 396,220.00	2,855	\$ 28,550.00	183,835	\$ 367,670.00
Quiniela	4,701,680.00	68,017	680,170.00	2,010,755	4,021,510.00
Win	890,186.00	32,497	324,970.00	282,608	565,216.00
Place	462,656.00	11,625	116,250.00	173,203	346,406.00
Show	448,778.00	9,289	92,890.00	177,944	355,888.00
TOTAL	\$6,899,520.00	124,283	\$1,242,830.00	2,828,345	\$5,656,690.00

The Attendance of 3,481 and Pari-Mutuel Handle of \$130,680.00 for Scholarship Fund Day, March 27, 1957 not included in above.
The Attendance of 3,323 and Pari-Mutuel Handle of \$125,298.00 for Charity Day, March 26, 1957 not included in above.

1870

1871

1872

[Faint, illegible handwritten text, possibly bleed-through from the reverse side of the page. The text is too light to transcribe accurately.]

FRONTON EXHIBITION COMPANY, INC.

Miami, Florida

Officers

RICHARD I. BERENSON, *President*

109 E. Rivo Alto Island

Miami Beach, Florida

SAMUEL PINANSKI, *Vice-President*

646 Washington Street

Boston, Massachusetts

JOSEPH WEINBERG, *Treasurer*

151 Milk Street

Boston, Massachusetts

GEORGE A. WORLEY, *Secretary and Chairman of the Board*

1616 Brickell Avenue

Miami, Florida

BENJAMIN A. TRUSTMAN, *Asst. Secretary and Asst. Treasurer*

75 Federal Street

Boston, Massachusetts

Directors

GEORGE A. WORLEY

JOSEPH WEINBERG

RICHARD I. BERENSON

SAMUEL PINANSKI

REUBEN B. GRYZMISH

FRONTON EXHIBITION COMPANY, INC. — (MIAMI JAI-ALAI)
 100 Playing Days—December 13, 1956 to April 10, 1957, Incl.—100 Performances

Pari-Mutuel Handle	\$7,730,124.00
Average Performance	77,301.24
Average Wager per Capita	24.56

STATE REVENUE

3% of P-M Handle (Counties)	\$ 231,903.72
2% of P-M Handle (Old Age Assistance)	154,602.48
50% of Breaks (Old Age Assistance)	16,828.05
Admission Tax (Counties)	34,881.55
	<u>\$ 438,215.80</u>
Occupational Licenses (Counties)	1,034.25
Total State Revenue	<u>\$ 439,250.05</u>

Total Paid Attendance	314,781
Average Paid Attendance per Performance	3,148

FRONTON REVENUE FROM P-M HANDLE

12% of P-M Handle	\$ 927,614.88
50% of Breaks	16,827.55
Total Fronton Revenue (12.22%)	<u>\$ 944,442.43</u>
Distributed to Public from P-M Handle (82.56%)	<u>\$6,382,347.32</u>
Distributed to Public for Minor Pool	16.58
Total Distributed to Public	<u>\$6,382,363.90</u>
Percentage of Daily Double to Total Pool	5.72%
Percentage of Quiniela to Total Pool	59.28%
Percentage of Quiniela Exacta to Total Pool	18.17%
Percentage of Breaks to Total Pool	0.44%

Pool Classification	Amount Wagered	\$10.00 Wagers Number	\$10.00 Wagers Amount	\$5.00 Wagers Number	\$5.00 Wagers Amount	\$2.00 Wagers Number	\$2.00 Wagers Amount
Daily Double	\$ 442,418.00					221,209	\$ 442,418.00
Quiniela	4,582,698.00					2,291,349	4,582,698.00
Quiniela Exacta	1,404,562.00					702,281	1,404,562.00
Win	625,158.00	9,936	\$ 99,360.00	25,364	\$126,820.00	199,489	398,978.00
Place	400,425.00	3,886	38,860.00	13,503	67,515.00	147,025	294,050.00
Show	274,863.00	2,204	22,040.00	8,243	41,215.00	105,804	211,608.00
TOTAL	\$7,730,124.00	16,026	\$160,260.00	47,110	\$235,550.00	3,667,157	\$7,334,314.00

The Attendance of 2,095 and Pari-Mutuel Handle of \$50,282.00 for Scholarship Fund Day, December 18, 1956 not included in above.
 The Attendance of 2,051 and Pari-Mutuel Handle of \$50,343.00 for Charity Day, December 19, 1956 not included in above.

THE FRONTON, INC.
West Palm Beach, Florida

Officers

CARLOS M. FERRETTI, *President*
1215 Venetian Way
Miami, Florida

ARTHUR W. SILVESTER, *Exec. Vice-President*
101 Ocean View Road
Palm Beach, Florida

JAMES KIRKLAND, *Treasurer*
2561 S. Atlantic Avenue
Daytona Beach, Florida

Directors

ARTHUR W. SILVESTER

CARLOS M. FERRETTI

JAMES KIRKLAND

THE FRONTON, INC. — (JAI-ALAI)

100 Playing Days—December 12, 1956 to April 10, 1957, Incl.—100 Performances

Pari-Mutuel Handle	\$2,804,499.00
Average Performance	28,044.99
Average Wager per Capita	19.05

STATE REVENUE

3% of P-M Handle (Counties)	\$ 84,134.97
2% of P-M Handle (Old Age Assistance)	56,089.98
50% of Breaks (Old Age Assistance)	7,593.08
Admission Tax (Counties)	14,886.57
	<u>\$ 162,704.60</u>
Occupational Licenses (Counties)	1,014.75
Total State Revenue	<u>\$ 163,719.35</u>

Total Paid Attendance	147,186
Average Paid Attendance per Performance	1,472

FRONTON REVENUE FROM P-M HANDLE

12% of P-M Handle	\$ 336,539.88
50% of Breaks	7,592.63
Total Fronton Revenue (12.27%)	<u>\$ 344,132.51</u>
Distributed to Public from P-M Handle (82.46%)	<u>\$2,312,548.46</u>
Distributed to Public for Minus Pool	16.14
Total Distributed to Public	<u>\$2,312,564.60</u>
Percentage of Daily Double to Total Pool	5.02%
Percentage of Quiniela Perfecta to Total Pool	14.34%
Percentage of Quiniela to Total Pool	56.70%
Percentage of Breaks to Total Pool	0.54%

67

Classification Pool	Amount Wagered	\$5.00 Wagers		\$2.00 Wagers	
		Number	Amount	Number	Amount
Daily Double	\$ 140,822.00			70,411	\$ 140,822.00
Quiniela	1,590,102.00			795,051	1,590,102.00
Quiniela Perfecta	402,106.00			201,053	402,106.00
Win	303,972.00	15,644	\$ 78,220.00	112,876	225,752.00
Place	205,755.00	6,845	34,225.00	85,765	171,530.00
Show	161,742.00	3,108	15,540.00	73,101	146,202.00
TOTAL	\$2,804,499.00	25,597	\$127,985.00	1,338,257	\$2,676,514.00

The Attendance of 736 and Pari-Mutuel Handle of \$15,991.00 for Charity Day, January 2, 1957 not included in above.

The Attendance of 890 and Pari-Mutuel Handle of \$18,185.00 for Scholarship Fund Day, January 8, 1957 not included in above.
(Closed December 24th)

GANDY OPERATING COMPANY, INC.

Tampa, Florida

Officers

FRANK J. KRAEMER, *President*

630 Revere Road

Merion Station, Pennsylvania

BERNARD I. BINDER, *Vice-President*

5235 Pine Tree Drive

Miami Beach, Florida

BERNARD CHAUNCEY, *Secretary*

4455 N. Michigan Avenue

Miami Beach, Florida

J. LOUIS SUMNER, *Treasurer*

123 East 83rd Street

New York City, N. Y.

THOMAS C. KRAEMER, *Assistant Secretary*

Bayshore Royal Hotel

Tampa, Florida

Directors

J. LOUIS SUMNER

BERNARD I. BINDER

FRANK J. KRAEMER

BERNARD CHAUNCEY

CHARLES MAUSER

GANDY OPERATING COMPANY, INC. — (JAI-ALAI)

100 Playing Days—December 12, 1956 to April 10, 1957, Incl.—103 Performances

Pari-Mutuel Handle	\$3,580,082.00
Average Performance	34,758.07
Average Wager per Capita	20.31

STATE REVENUE

3% of P-M Handle (Counties)	\$ 107,402.46
2% of P-M Handle (Old Age Assistance)	71,601.64
50% of Breaks (Old Age Assistance)	8,398.12
Admission Tax (Counties)	19,642.59
	<u>\$ 207,044.81</u>
Occupational Licenses (Counties)	1,096.25
Total State Revenue	<u>\$ 208,141.06</u>

Total Paid Attendance	176,257
Average Paid Attendance per Performance	1,711

FRONTON REVENUE FROM P-M HANDLE

12% of P-M Handle	\$ 429,609.84
50% of Breaks	8,397.67
Total Fronton Revenue (12.23%)	<u>\$ 438,007.51</u>
Distributed to Public from P-M Handle (82.53%)	\$2,954,672.27
Distributed to Public for Minus Pool	2.83
Total Distributed to Public	<u>\$2,954,675.10</u>
Percentage of Daily Double to Total Pool	5.66%
Percentage of Quiniela to Total Pool	63.33%
Percentage of Quiniela Perfecta to Total Pool	13.40%
Percentage of Breaks to Total Pool	0.47%

69

Pool Classification	Amount Wagered	Number	\$2.00 Wagers		\$1.00 Wagers	
			Number	Amount	Number	Amount
Daily Double	\$ 202,772.00	101,386		\$ 202,772.00		
Quiniela	2,267,302.00	1,133,651		2,267,302.00		
Quiniela Perfecta	479,578.00	239,789		479,578.00		
Win	268,524.00	101,684		203,368.00	65,156	\$ 65,156.00
Place	198,206.00	66,525		133,050.00	65,156	65,156.00
Show	163,700.00	49,272		98,544.00	65,156	65,156.00
TOTAL	\$3,580,082.00	1,692,307		\$3,384,614.00	195,468	\$195,468.00

The Attendance of 933 and Pari-Mutuel Handle of \$22,385.00 for Charity Day, December 19, 1956 not included in above.

The Attendance of 787 and Pari-Mutuel Handle of \$20,259.00 for Scholarship Day Fund, December 20, 1956 not included in above.
(Closed December 24th)

MONRO OPERATING COMPANY, INC.

Dania, Florida

Officers

R. A. McANDREWS, *President*

9410 Collins Avenue
Miami Beach, Florida

H. L. MANUSHAW, *Treasurer*

515 Lincoln Street
Gary, Indiana

WILLIAM R. DAWES, *Secretary*

1200 San Remo Avenue
Coral Gables, Florida

Directors

CYRIL G. McANDREWS

R. A. McANDREWS
WILLIAM R. DAWES

H. L. MANUSHAW

MONRO OPERATING COMPANY, INC. — (JAI-ALAI)
 100 Playing Days—December 12, 1956 to April 10, 1957, Incl.—100 Performances

Pari-Mutuel Handle	\$7,031,968.00
Average Performance	70,319.68
Average Wager per Capita	21.50

STATE REVENUE

3% of P-M Handle (Counties)	\$ 210,959.04
2% of P-M Handle (Old Age Assistance)	140,639.36
50% of Breaks (Old Age Assistance)	18,112.93
Admission Tax (Counties)	47,906.00
	<u>\$ 417,617.33</u>
Occupational Licenses (Counties)	1,477.00
Total State Revenue	<u>\$ 419,094.33</u>

Total Paid Attendance	327,086
Average Paid Attendance per Performance	3,271

FRONTON REVENUE FROM P-M HANDLE

12% of P-M Handle	\$ 843,836.16
50% of Breaks	18,112.38
Total Fronton Revenue (12.26%)	<u>\$ 861,948.54</u>
Distributed to Public from P-M Handle (82.48%)	<u>\$5,800,308.13</u>
Distributed to Public for Minus Pool	.47
Total Distributed to Public	<u>\$5,800,308.60</u>
Percentage of Daily Double to Total Pool	5.31%
Percentage of Quiniela Correcta to Total Pool	16.05%
Percentage of Quiniela to Total Pool	54.82%
Percentage of Breaks to Total Pool	0.52%

71

Pool Classification	Amount Wagered	\$50.00 Wagers		\$10.00 Wagers		\$5.00 Wagers		\$2.00 Wagers	
		Number	Amount	Number	Amount	Number	Amount	Number	Amount
Daily Double	\$ 373,766.00							186,883	\$ 373,766.00
Quiniela	3,855,244.00							1,927,622	3,855,244.00
Quiniela Correcta	1,128,668.00							564,334	1,128,668.00
Win	884,845.00	313	\$15,650.00	14,551	\$145,510.00	35,511	\$177,555.00	273,065	546,130.00
Place	474,731.00	101	5,050.00	5,460	54,600.00	14,785	73,925.00	170,578	341,156.00
Show	314,714.00	71	3,550.00	2,457	24,570.00	8,300	41,500.00	122,547	245,094.00
TOTAL	\$7,031,968.00	485	\$24,250.00	22,468	\$224,680.00	58,596	\$292,980.00	3,245,029	\$6,490,058.00

The Attendance of 1,361 and Pari-Mutuel Handle of \$30,747.00 for Charity Day, December 19, 1956 not included in above.
 The Attendance of 2,878 and Pari-Mutuel Handle of \$61,667.00 for Scholarship Fund Day, December 31, 1956 not included in above.
 (Closed December 24th)

GULFSTREAM PARK RACING ASSOCIATION, INC.

Hallandale, Florida

Officers

JAMES DONN, *President*
1871 S. Miami Avenue
Miami, Florida

JAMES DONN, JR., *Vice-President*
50 N. E. 108th Street
Miami Shores, Florida

H. H. WOODSMALL, *Vice-President*
North Miami, Florida

FRED C. FLIPSE, *Secretary*
2020 N. W. 28th Street
Miami, Florida

MILO COFFRIN, *Treasurer*
Coral Gables, Florida

Directors

DAVID S. WESTCOTT
EDWARD DONN
A. VERNON WEAVER
LILLIAN C. APPLETON
JAMES DONN, JR.

JAMES DONN

H. H. WOODSMALL
ALFRED A. SMITH
FRED C. FLIPSE
ARTHUR I. APPLETON
MAURICE A. HUTCHESON

GULFSTREAM PARK RACING ASSOCIATION, INC.
40 Racing Days—March 5, 1957 to April 23, 1957, Incl.—40 Performances

Pari-Mutuel Handle	\$50,689,326.00
Average Daily Handle	1,267,233.15
Average Wager per Capita	108.25

Total Paid Attendance	468,255
Average Daily Paid Attendance	11,706

STATE REVENUE

3% of P-M Handle (Counties)	\$ 1,520,679.78
5% of P-M Handle (Old Age Assistance)	2,534,466.30
Breaks (0.63%) (Old Age Assistance)	318,784.10
Admission Tax (Counties)	130,757.48
	<u>\$ 4,504,687.66</u>
Occupational Licenses (Counties)	2,681.75
Assumed Names (Counties)	80.00
Color Registrations (Counties)	74.00
Total State Revenue	<u>\$ 4,507,523.41</u>

TRACK REVENUE FROM P-M HANDLE

7% of P-M Handle	<u>\$ 3,548,252.82</u>
Distributed to Public from P-M Handle (84.37%)	<u>\$42,767,143.00</u>
Distributed to Public from Track for Minus Pool	9,508.40
Total Distributed to Public	<u>\$42,776,651.40</u>
Percentage of Daily Double to Total Pool	9.66%
Percentage of \$100.00 Wagers to Total Pool	9.09%
Percentage of \$ 50.00 Wagers to Total Pool	17.37%
Percentage of \$ 10.00 Wagers to Total Pool	25.82%
Percentage of \$ 5.00 Wagers to Total Pool	15.72%
Percentage of \$ 2.00 Wagers to Total Pool	32.00%

Pool Classification	Amount Wagered	\$100.00 Wagers		\$50.00 Wagers		\$10.00 Wagers		\$5.00 Wagers		\$2.00 Wagers	
		Number	Amount	Number	Amount	Number	Amount	Number	Amount	Number	Amount
Daily Double	\$ 4,897,494.00					144,661	\$ 1,446,610.00			1,725,442	\$ 3,450,884.00
Win	28,118,929.00	29,937	\$2,993,700.00	116,501	\$5,825,050.00	838,132	8,381,320.00	889,577	\$4,447,885.00	3,235,487	6,470,974.00
Place	10,177,149.00	8,826	882,600.00	32,978	1,648,900.00	211,226	2,112,260.00	406,113	2,030,565.00	1,751,412	3,502,824.00
Show	7,495,754.00	7,196	719,600.00	26,584	1,329,200.00	115,276	1,152,760.00	298,652	1,493,260.00	1,400,467	2,800,934.00
TOTAL	\$50,689,326.00	45,959	\$4,595,900.00	176,063	\$8,803,150.00	1,309,295	\$13,092,950.00	1,594,342	\$7,971,710.00	8,112,808	\$16,225,616.00

The Attendance of 12,899 and Pari-Mutuel Handle of \$1,304,896 for Scholarship Fund Day, April 20, 1957 not included in above.
 The Attendance of 11,082 and Pari-Mutuel Handle of \$1,131,823 for Charity Day (For Hialeah), April 22, 1957 not included in above.
 The Attendance of 12,762 and Pari-Mutuel Handle of \$1,355,116 for Charity Day, April 23, 1957 not included in above.

HIALEAH RACE COURSE, INC.
Hialeah, Florida

Officers

EUGENE MORI, *President*
Vineland, N. J.

W. H. DONOVAN, *Vice-President*
121 Gill Road
Haddonfield, New Jersey

EUGENE E. MORI, *Treasurer*
41 LaGorce Circle
Miami Beach, Florida

EVERETT A. CLAY, *Secretary*
1424 Algardi
Coral Gables, Florida

DOROTHY C. COLE, *Assistant Secretary*
940 N. E. 72nd Street
Miami, Florida

Directors

W. H. DONOVAN
RALPH W. CRUM

EUGENE MORI

JAMES H. BRIGHT
DANIED F. RICE

HIALEAH RACE COURSE, INC.

40 Racing Days—January 17, 1957 to March 4, 1957, Incl.—40 Performances

Pari-Mutuel Handle.....	\$70,790,024.00
Average Daily Handle.....	1,769,750.60
Average Wager per Capita.....	107.30

STATE REVENUE

3% of P-M Handle (Counties).....	\$ 2,123,700.72
5% of P-M Handle (Old Age Assistance).....	3,539,501.20
Breaks (0.59%) (Old Age Assistance).....	415,937.40
Admission Tax (Counties).....	169,359.02
	<u>\$ 6,248,498.34</u>
Occupational Licenses (Counties).....	8,835.50
Assumed Names (Counties).....	170.00
Color Registrations (Counties).....	97.00
Total State Revenue.....	<u><u>\$ 6,257,600.84</u></u>

Total Paid Attendance.....	659,716
Average Daily Paid Attendance.....	16,492

TRACK REVENUE FROM P-M HANDLE

7% of P-M Handle.....	<u>\$ 4,955,301.68</u>
Distributed to Public from P-M Handle (84.41%).....	\$59,755,583.00
Distributed to Public from Track for Minus Pool.....	1,455.40
Total Distributed to Public.....	<u><u>\$59,757,038.40</u></u>
Percentage of Daily Double to Total Pool.....	8.56%
Percentage of \$100.00 Wagers to Total Pool.....	13.94%
Percentage of \$ 50.00 Wagers to Total Pool.....	13.85%
Percentage of \$ 10.00 Wagers to Total Pool.....	26.04%
Percentage of \$ 5.00 Wagers to Total Pool.....	15.61%
Percentage of \$ 2.00 Wagers to Total Pool.....	30.56%

75

Pool Classification	Amount Wagered	\$100.00 Wagers		\$50.00 Wagers		\$10.00 Wagers		\$5.00 Wagers		\$2.00 Wagers	
		Number	Amount	Number	Amount	Number	Amount	Number	Amount	Number	Amount
Daily Double.....	\$ 6,063,032.00					152,679	\$ 1,526,790.00	126,232	\$ 631,160.00	1,952,541	\$ 3,905,082.00
Win.....	39,435,655.00	65,380	\$6,538,000.00	126,645	\$6,332,250.00	1,196,476	11,964,760.00	1,159,377	5,796,885.00	4,401,880	8,803,760.00
Place.....	14,433,378.00	18,662	1,866,200.00	39,380	1,969,000.00	311,763	3,117,630.00	527,144	2,635,720.00	2,422,414	4,844,828.00
Show.....	10,857,959.00	14,642	1,464,200.00	30,016	1,500,800.00	182,382	1,823,820.00	397,409	1,987,045.00	2,041,047	4,082,094.00
TOTAL.....	\$70,790,024.00	98,684	\$9,868,400.00	196,041	\$9,802,050.00	1,843,300	\$18,433,000.00	2,210,162	\$11,050,810.00	10,817,882	\$21,635,764.00

SUNSHINE PARK RACING ASSOCIATION, INC.

Oldsmar, Florida

Officers

W. FRANK HOBBS, *President*

Tampa, Florida

JUSTIN V. O'CONOR, *Vice-President*

Chevy Chase, Maryland

C. C. VEGA, JR., *Secretary*

Tampa, Florida

SAMUEL C. LOMBARDO, *Vice-President*

Cleveland, Ohio

JOHN G. MASONI, *Treasurer*

Dania, Florida

Directors

JUSTIN V. O'CONOR

C. C. VEGA, JR.

W. FRANK HOBBS

SAMUEL C. LOMBARDO

JOHN G. MASONI

SUNSHINE PARK RACING ASSOCIATION, INC.

50 Racing Days—January 25, 1957 to March 26, 1957, Incl.—50 Performances

Pari-Mutuel Handle.....	\$10,189,578.00
Average Daily Handle.....	203,791.56
Average Wager per Capita.....	67.54

Total Paid Attendance.....	150,871
Average Daily Attendance.....	3,017

STATE REVENUE

3% of P-M Handle (Flat Rate \$3,750.00 per day) (Counties).....	\$ 187,500.00
5% of P-M Handle (Flat Rate \$1,250.00 per day) (Old Age Assistance).....	62,500.00
Breaks (0.62%) (Old Age Assistance).....	63,338.20
Admission Tax (Counties).....	20,397.91
	\$ 333,736.11
Occupational Licenses (Counties).....	5,218.75
Assumed Names (Counties).....	300.00
Color Registrations (Counties).....	351.00
Total State Revenue.....	\$ 339,605.86

TRACK REVENUE FROM P-M HANDLE

Track Share of P-M Handle (12.55%) (After Flat Rate to State is Deducted).....	\$ 1,278,436.70
Distributed to Public from P-M Handle (84.38%).....	\$ 8,597,803.10
Percentage of Daily Double to Total Pool.....	7.84%
Percentage of \$50.00 Wagers to Total Pool.....	8.11%
Percentage of \$10.00 Wagers to Total Pool.....	26.05%
Percentage of \$ 5.00 Wagers to Total Pool.....	17.77%
Percentage of \$ 2.00 Wagers to Total Pool.....	48.07%

77

Pool Classification	Amount Wagered	\$50.00 Wagers Number	\$50.00 Wagers Amount	\$10.00 Wagers Number	\$10.00 Wagers Amount	\$5.00 Wagers Number	\$5.00 Wagers Amount	\$2.00 Wagers Number	\$2.00 Wagers Amount
Daily Double.....	\$ 798,984.00							399,492	\$ 798,984.00
Win.....	5,023,788.00	9,870	\$493,500.00	161,622	\$1,616,220.00	209,646	\$1,048,230.00	932,919	1,865,838.00
Place.....	2,457,497.00	4,020	201,000.00	64,497	644,970.00	91,689	458,445.00	576,541	1,153,082.00
Show.....	1,909,309.00	2,636	131,800.00	39,282	392,820.00	60,765	303,825.00	540,432	1,080,864.00
TOTAL.....	\$10,189,578.00	16,526	\$826,300.00	265,401	\$2,654,010.00	362,100	\$1,810,500.00	2,449,384	\$4,898,768.00

The Attendance of 2,047 and Pari-Mutuel Handle of \$175,601.00 for Scholarship Fund Day, March 20, 1957 not included in above.

The Attendance of 2,041 and Pari-Mutuel Handle of \$161,998.00 for University of Tampa Day, March 13, 1957 not included in above.

TROPICAL PARK, INC.
Coral Gables, Florida

Officers

SAUL SILBERMAN, *President*
4651 Manordene Road
Baltimore 29, Maryland

IRENE P. INGLE, *Vice-President and Secretary*
507 Glen Allen Drive
Baltimore, Maryland

RALPH DECHARIO, *Treasurer*
305 Somerset Road
Baltimore, Maryland

Directors

IRENE P. INGLE
A. HERMAN SISKIND

SAUL SILBERMAN

RALPH DECHARIO
DAN B. RUSKIN

TROPICAL PARK, INC.

40 Racing Days—November 28, 1956 to January 16, 1957, Incl.—40 Performances

Pari-Mutuel Handle	\$35,606,966.00
Average Daily Handle	890,174.15
Average Wager per Capita	126.59

Total Paid Attendance	281,275
Average Daily Attendance	7,031

STATE REVENUE

3% of P-M Handle (Counties)	\$ 1,068,208.98
5% of P-M Handle (Old Age Assistance)	1,780,348.30
Breaks (0.63%) (Old Age Assistance)	223,713.55
Admission Tax (Counties)	73,795.06
	<u>\$ 3,146,065.89</u>
Occupational Licenses (Counties)	21,990.00
Assumed Names (Counties)	2,220.00
Color Registrations (Counties)	935.00
Total State Revenue	<u>\$ 3,171,210.89</u>

TRACK REVENUE FROM P-M HANDLE

7% of P-M Handle	<u>\$ 2,492,487.62</u>
Distributed to Public from P-M Handle (84.37%)	<u>\$30,042,207.55</u>
Distributed to Public from Track for Minus Pool	23.75
Total Distributed to Public	<u>\$30,042,231.30</u>
Percentage of Daily Double to Total Pool	8.21%
Percentage of \$100.00 Wagers to Total Pool	12.11%
Percentage of \$ 50.00 Wagers to Total Pool	16.50%
Percentage of \$ 10.00 Wagers to Total Pool	26.28%
Percentage of \$ 5.00 Wagers to Total Pool	16.10%
Percentage of \$ 2.00 Wagers to Total Pool	29.01%

Pool Classification	Amount Wagered	\$100.00 Wagers		\$50.00 Wagers		\$10.00 Wagers		\$5.00 Wagers		\$2.00 Wagers	
		Number	Amount	Number	Amount	Number	Amount	Number	Amount	Number	Amount
Daily Double	\$ 2,922,102.00					87,228	\$ 872,280.00			1,024,911	\$ 2,049,822.00
Win	20,263,701.00	29,638	\$2,963,800.00	78,376	\$3,918,800.00	586,077	5,860,770.00	643,777	\$3,218,885.00	2,150,723	4,301,446.00
Place	7,142,259.00	8,246	824,600.00	21,736	1,086,800.00	160,684	1,606,840.00	287,797	1,438,985.00	1,092,517	2,185,034.00
Show	5,278,904.00	5,251	525,100.00	17,372	868,600.00	101,644	1,016,440.00	214,660	1,073,300.00	897,732	1,795,464.00
TOTAL	\$35,606,966.00	43,135	\$4,313,500.00	117,484	\$5,874,200.00	935,633	\$9,356,330.00	1,146,234	\$5,731,170.00	5,165,883	\$10,331,766.00

The Attendance of 11,559 and Pari-Mutuel Handle of \$839,773.00 for University of Miami Day, November 28, 1956 not included in above.
 The Attendance of 5,333 and Pari-Mutuel Handle of \$526,338.00 for Scholarship Fund Day (For Hialeah), November 29, 1956 not included in above.
 The Attendance of 5,218 and Pari-Mutuel Handle of \$548,260.00 for Scholarship Fund Day, November 30, 1956 not included in above.

