

28th
Annual Report
of the
FLORIDA STATE RACING
COMMISSION

to the
HONORABLE LEROY COLLINS
Governor of Florida

FOR THE FISCAL YEAR ENDING
June 30, 1959




JOHN R. RING, *Chairman*
J. D. JOHNSON, *Secretary*
C. SWEET SMITH, JR., *Member*
WARREN H. TOOLE, JR., *Member*
ROGER J. WAYBRIGHT, *Member*

F351.76s

W131

28th

FLORIDA STATE LIBRARY





GOVERNOR LEROY COLLINS

Members of the
FLORIDA STATE RACING COMMISSION



JOHN R. RING, *Chairman*



J. D. JOHNSON, *Secretary*




C. SWEET SMITH, JR.



WARREN H. TOOLE, JR.



ROGER J. WAYBRIGHT



28th
Annual Report

of the

**FLORIDA STATE RACING
COMMISSION**

to the

HONORABLE LEROY COLLINS
Governor of Florida

FOR THE FISCAL YEAR ENDING
June 30, 1959



JOHN R. RING, Chairman
J. D. JOHNSON, Secretary
C. SWEET SMITH, JR., Member
WARREN H. TOOLE, JR., Member
ROGER J. WAYBRIGHT, Member

TABLE OF CONTENTS

COMMENTARY	Page 3 thru 13
PAID ATTENDANCE, P/M HANDLE, STATE REVENUE	
Season 1931-32 thru 1958-59 (Exhibit A)	Page 14
STATEMENT OF RECEIPTS AND DISBURSEMENTS	
(Exhibit B)	Page 15 thru 17
COMPARATIVE DATA (Exhibit C)	Insert
SCHOLARSHIP FUND DAY RECEIPTS (Exhibit D)	Page 19
ESCHEAT PARI-MUTUEL TICKETS RECEIPTS (Exhibit E)	Page 20
RACING REVENUE COLLECTED BY GEOGRAPHIC	
LOCATION (Exhibit F)	Page 21
LIST OF OFFICERS AND DIRECTORS OF ASSOCIATIONS	
(Exhibit G)	Page 22 thru 28
ASSOCIATION STATISTICAL SUMMARIES:	
Dog Tracks	Page 29 thru 49
Jai-Alai Frontons	Page 50 thru 54
Harness and Horse Tracks	Page 55 thru 59

Twenty-eighth Annual Report

to the

GOVERNOR OF FLORIDA

from

THE FLORIDA STATE
RACING COMMISSION

JULY 1, 1958 THROUGH JUNE 30, 1959

July 1, 1959

His Excellency LeRoy Collins
Governor of Florida
Tallahassee, Florida

Dear Sir:

In compliance with the requirements in Chapter 550.02, subsection 2, Florida Statutes 1959, the Florida State Racing Commission submits this, its Twenty-eighth Annual Report for the period beginning July 1, 1958 and ending with the close of business on June 30, 1959. During the period of this report, the Commission consisted of the following named persons and the Congressional Districts from which they served:

Warren H. Toole, Jr., Tampa.....	First District
Roger J. Waybright, Jacksonville.....	Second District
J. D. Johnson, Pensacola.....	Third District
John R. Ring, Miami.....	Fourth District
C. Sweet Smith, Jr.,.....	Fifth District

During the year John R. Ring served as Chairman and J. D. Johnson as Secretary. The Attorney for the Commission during the year was George F. Gilleland.

The Commission held formal meetings on the following dates and at the indicated location during this period:

July 7, 1958.....	Miami
August 11, 1958.....	Miami
November 3, 1958.....	Miami
November 17, 1958.....	Miami
December 8, 1958.....	Miami
January 15, 1959.....	Miami
February 20, 1959.....	Jacksonville
March 9, 1959.....	Miami
May 4, 1959.....	Miami
May 25, 1959.....	Miami

RACING DATES

The Commission assigned Racing Dates for the 1958-1959 season to the various permit holders as follows:

(Listed in order of opening and including scholarship and charity days.)

WINTER RACING

HORSE TRACKS

- Tropical Park, Inc., Coral Gables
November 28, 1958 through January 15, 1959 (43 days)
- Hialeah Race Course, Inc., Hialeah
January 16, 1959 through March 3, 1959 (40 days)
- Sunshine Park Racing Association, Inc., Oldsmar
January 23, 1959 through March 24, 1959 (52 days)
- Gulfstream Park Racing Association, Inc., Hallandale
March 4, 1959 through April 22, 1959 (43 days)

HARNESS RACING TRACKS

- Ponce de Leon Trotting Association, Inc., Bayard
February 20, 1959 through April 11, 1959 (44 days)

GREYHOUND TRACKS

- Orange Park Kennel Club, Inc., Orange Park
October 4, 1958 through November 29, 1958—Closed November 19, 1958
Re-open: April 13, 1959 through June 2, 1959 (92 days)
- Associated Outdoor Clubs, Inc., Tampa
October 30, 1958 through February 14, 1959
Closed December 24, 1958 (92 days)
- West Flagler Kennel Club, Inc., Miami
October 30, 1958 through February 2, 1959 (82 days)
- Sanford-Orlando Kennel Club, Inc., Longwood
December 13, 1958 through March 30, 1959 (92 days)
- Broward County Kennel Club, Inc., Hollywood
December 16, 1958 through April 1, 1959 (92 days)

- Jacksonville Kennel Club, Inc., Jacksonville
December 25, 1958 through April 11, 1959 (92 days)
- Key West Kennel Club, Inc., Key West
December 26, 1958 through March 28, 1959 (80 days)
- Miami Beach Kennel Club, Inc., Miami Beach
December 31, 1958 through April 16, 1959 (92 days)
- Bonita-Ft. Myers Corporation, Bonita Springs
January 2, 1959 through April 18, 1959 (92 days)
- Palm Beach Kennel Club, Inc., West Palm Beach
January 2, 1959 through April 20, 1959
Closed March 27, 1959 (92 days)
- St. Petersburg Kennel Club, Inc., St. Petersburg
January 2, 1959 through April 18, 1959 (91 days)
- Sarasota Kennel Club, Inc., Sarasota
February 16, 1959 through June 2, 1959 (92 days)
- Biscayne Kennel Club, Inc., Miami
February 27, 1959 through June 2, 1959 (82 days)

JAI-ALAI FRONTONS

- Gandy Operating Company, Inc., Tampa
December 11, 1958 through April 10, 1959
Closed December 24, 1958 and March 27, 1959 (102 days)
- The Fronton, Inc., West Palm Beach
December 12, 1958 through April 10, 1959
Closed December 24, 1958 (102 days)
- Monro Operating Company, Inc., Dania
December 12, 1958 through April 10, 1959
Closed December 24, 1958 (102 days)
- Fronton Exhibition Company, Inc., Miami
December 13, 1958 through April 10, 1959 (102 days)

SUMMER RACING

GREYHOUND TRACKS

- Volusia County Kennel Club, Inc., Daytona Beach
May 29, 1959 through September 12, 1959 (92 days)

Pensacola Kennel Club, Inc., Pensacola
June 5, 1959 through September 21, 1959
Closed September 8, 1959 (92 days)

Washington County Kennel Club, Inc., Ebro
June 12, 1959 through September 28, 1959
Closed September 8, 1959 (92 days)

Jefferson County Kennel Club, Inc., Monticello
June 12, 1959 through September 26, 1959 (92 days)

JAI-ALAI FRONTON

Volusia Jai-Alai, Inc., Daytona Beach
June 4, 1959 through September 18, 1959 (92 days)

APPROVED APPLICATIONS

The Racing Commission acted on the following applications for permits to conduct racing during the past year. They were filed during the year 1957-1958:

GREYHOUND TRACKS:

East Coast Kennel Club, Inc., Indian River County

The Commission approved this application, but it was subsequently rejected by a referendum in Indian River County.

Jefferson County Kennel Club, Inc., Jefferson County

The Commission approved this application and it was approved by referendum.

Melbourne Kennel Club, Inc., Brevard County

This application was denied by the Commission

JAI-ALAI FRONTONS:

Florida Jai-Alai Inc., Seminole County

This application was denied by the Commission, but was subsequently issued on a writ of mandamus.

Heronac, Inc., Dade County

This application was denied by the Commission.

Sanorl Jai-Alai Corporation, Seminole County

This application was denied by the Commission.

PERMIT APPLICATION

Applications for new permits to conduct Jai-Alai were filed as follows:

Huntpal, Inc., Dade County

Myrtle Grove Realty Corp., Escambia County

The above applications were filed during the month of June, 1959 and as of this writing the Racing Commission has not acted on them.

ADMINISTRATION

Robert Kelly, for many years the Supervisor of Racing and Louis Derteen, Jr., the Assistant Supervisor direct the many activities of the Racing Commission. The departments of the Commission are headed by: Irving Harrington, Sr., auditing; Tom C. Parker, investigating; and Elsie S. Bellows, Ph.D., laboratory.

The records and statistics of all the racing activities are kept under the supervision of Mr. Harrington and George D. Johnson, Jr., in the Commission office located at 911 Metropolitan Bank Building, Miami. Additional information not contained in the report will be furnished to any one on a request addressed to the Florida State Racing Commission, Post Office Box 4781, Miami, Florida.

INVESTIGATIVE DIVISION

The first responsibility of the Investigative Division is to promote and correlate the law enforcement program of the racing industry in this State. This program is designed with the best interest of racing and the safety of the public in mind. This division has worked very closely with law enforcement agencies in the interchange of information, records and ideas which has proven a great asset to the industry.

The Investigative Division is especially concerned with the enforcement of the commonly called "85%" law which requires at least 85% of the employees at each track to be bona-fide Florida residents and that 85% of the weekly payrolls to be paid to them. This law assures Florida residents a fair proportion of the positions at the tracks.

This division is responsible for the fingerprinting and photographing of all officers, directors and associations employees and in the keeping in the Miami office a complete file of all fingerprints and photographs. During the past season 14,176 persons were issued occupational licenses. Of this number 1,330 were new employees who were fingerprinted and photographed. When these fingerprints were processed by the Federal Bureau of Investigation, only twelve felony records were revealed. This was a marked decline from the previous year.

The Investigative Department, with the splendid cooperation of the auditing department, detected a violation at one of the tracks, whereby the State had been defrauded of moneys due the Principal State School Fund. The licenses of the three employees involved were revoked by the Commission and their cases are now pending in criminal court. The State has been reimbursed for the loss of said revenue.

This department, together with the various track police departments were instrumental in the ejection of 339 bookmakers, touts and other undesirables during the 1958-59 racing season.

The Investigative Department has kept the Commission informed of the operations and general conditions at the various tracks, thus insuring that the public is being protected.

LABORATORY

The Commission Laboratory is concerned with the microdetection of drugs in the saliva and urine taken from racing thoroughbreds and greyhounds. Through such highly sensitive tests and techniques as crystallography, paper chromatography and spectrophotometry, microquantities of illegal drugs which would alter the racing qualities of an animal can be isolated and identified. During the year, in review, a total of 9,876 Florida samples were analyzed in addition to 290 samples submitted by other states and foreign countries. Of this total only 13 samples were found to contain illegal drugs and in 11 of these cases the drugs were of a marginal nature. The remaining two cases, one greyhound and one thoroughbred, led to suspensions of the respective trainers.

This laboratory enjoys a top reputation among the racing laboratories of the world and a continuous program of research is in force which is essential for the isolation and identification of the newly marketed drugs.

SCOPE OF RACING

The pari-mutuel handle for the 1958-1959 racing season broke all records and we now must count this past season as being the largest in the history of Florida racing. This was the first time since racing was placed under the supervision of the State that the State's income from pari-mutuel activities exceed the \$25 million dollar mark. This was a 3.5 percent increase over the preceding season. The importance of racing revenue to the tax structure of Florida cannot be underestimated as many worthwhile projects are dependent upon this income.

The 67 counties of the State each received \$178,300 of which \$139,500.00 was apportioned under the old racing laws and \$38,800.00 came from the additional taxes on the greyhound and harness tracks enacted by the 1955 Legislature.

Although the sum of \$25,157,459.81 was collected by the Commission during the season in review, only 2.02 percent was expended in controlling, directing and supervising the operations and activities of the various licensees. The expenditures for the past year represent a saving of \$83,924.60 from the budget appropriation. This sum was returned to the 67 Counties.

During the past year several new licensees began operations. They were the Jefferson County Kennel Club, Inc., at Monticello; Ponce de Leon Trotting Association, Inc., at Bayard; and Volusia Jai-Alai, Inc., at Daytona Beach. Also during the past season two of the Associations began operation under new managements. These tracks were the Pensacola Kennel Club, Inc., which is now operating as Florida Greyhound Racing, Inc., and Volusia County Kennel Club, Inc., now operating as the Daytona Beach Kennel Club, Inc.

The mutuel handle and percentage of increase or decrease for each activity is as follows:

HORSE TRACKS

	<i>Pari-Mutuel Play</i> 1957-58	<i>Pari-Mutuel Play</i> 1958-59	<i>Percentage</i> Increase %	<i>Percentage</i> Decrease %
Gulfstream Park Racing Assn.	\$50,470,140	\$49,689,073		1.5 %
Hialeah Race Course, Inc.	68,735,130	68,407,045		0.48
Ponce de Leon Trotting Assn.	New Track	948,205		
Sunshine Park Racing Assn.	8,992,665	9,623,206	7.0 %	
Tropical Park, Inc.	33,267,606	33,736,107	1.4	
	<u>\$161,465,541</u>	<u>\$162,403,636</u>	<u>0.58%</u>	

GREYHOUND TRACKS

Associated Outdoor Clubs, Inc.	\$ 7,657,405	\$ 8,433,703	10.1 %	
Biscayne Kennel Club, Inc.	18,825,491	17,754,644		5.7* %
Bonita-Ft. Myers Corp.	1,588,697	1,849,616	16.4	
Broward County Kennel Club, Inc.	12,813,981	15,863,863	23.8	
Jacksonville Kennel Club, Inc.	4,491,264	4,786,455	6.6	
Jefferson County Kennel Club, Inc.	New Track	248,826		
Key West Kennel Club, Inc.	1,405,388	1,261,617		10.2
Miami Beach Kennel Club, Inc.	9,918,987	12,520,646	26.2	
Orange Park Kennel Club, Inc.	4,085,365	4,517,765	10.6	
Palm Beach Kennel Club, Inc.	7,254,672	7,816,785	7.8	
Pensacola Kennel Club, Inc.	4,402,713	4,042,473		8.2
St. Petersburg Kennel Club, Inc.	13,423,075	15,162,407	13.0	
Sanford-Orlando Kennel Club, Inc.	6,182,771	7,331,474	18.6	
Sarasota Kennel Club, Inc.	5,939,333	6,472,296	9.0	
Volusia County Kennel Club, Inc.	12,135,050	12,370,118	1.9	
Washington County Kennel Club, Inc.	2,246,076	2,316,760	3.1	
West Flagler Kennel Club, Inc.	19,053,270	18,335,818		3.8*
	<u>\$131,423,538</u>	<u>\$141,085,266</u>	<u>7.4 %</u>	

JAI-ALAI FRONTONS

Fronton Exhibition Co., Inc.	\$ 7,572,546	\$ 9,163,540	21.0 %	
The Fronton, Inc.	2,991,708	3,215,937	7.5	
Gandy Operating Co., Inc.	4,088,644	4,309,195	5.4	
Monro Operating Co., Inc.	8,004,529	8,492,700	6.1	
Volusia Jai-Alai, Inc.	New Track	471,061		
	<u>\$22,657,427</u>	<u>\$25,652,433</u>	<u>13.2 %</u>	
TOTAL ALL TRACKS	<u>\$315,546,506</u>	<u>\$329,141,335</u>	<u>4.3 %</u>	

(These figures do not include Scholarship or Charity Days)

* Percentage of decrease based on 80 nights of operation in current year as compared to 90 nights in previous year.

ABANDONED PARI-MUTUEL TICKETS

Pursuant to Chapter 550.164, Florida Statutes, 1957, it was declared by the Legislature that all abandoned pari-mutuel tickets over two years of age should escheat to the State for deposit in the Principal State School Fund, and be used for the support and maintenance of public free schools. A total of \$240,545.15 was received by the Commission covering unclaimed 1956-1957 pari-mutuel tickets during this past racing season. Overall control procedures for the collection of these funds has been strengthened by the auditing department Exhibit "E" of this report lists in detail the amounts remitted by the individual Associations.

SCHOLARSHIP FUND

Pursuant to Chapter 550.08, Florida Statutes, 1957, the Legislature authorized the various tracks and frontons to operate a total of twenty-three additional days of racing during the past year for the purpose of creating and providing State Scholarships to qualified applicants from the profits derived therefrom. A total of \$293,901.79 was remitted to the State Board of Control for Institutions of Higher Learning during the past racing season. Exhibit "D" of this report list the individual amounts raised for this worthy project by each participating Association.

CHARITY DAYS

Pursuant to Chapter 550.03, Florida Statutes, 1957, the Legislature authorized the various tracks and frontons to operate a total of twenty-two additional days of racing during the past year wherein the profits would go to recognized charities and institutions of higher learning, not already participating in a scholarship day. A total of \$444,614.06 was raised for these organizations with the Commission supervising the distribution of this sum as follows:

University of Miami	\$293,952.50
University of Tampa	11,784.68
Chipola Jr. College	127.91
John B. Stetson University	1,000.00
Bethune-Cookman College	367.50
Pensacola Jr. College	557.85
Jacksonville University	8,267.36
Community Chests and United Funds	89,250.44

and miscellaneous local charities received \$39,305.82.

LEGISLATION

During the 1959 session of the Legislature, the Florida Statutes were amended to include the following provisions which affect racing:

- (1) Possession or control of any electronic device capable of transmitting any information on the grounds of a horse or dog race track, or jai-alai fronton, now constitutes a misdemeanor.
- (2) Subpoenas issued by the Commission can now be signed by any member of the Commission, the supervisor or the assistant supervisor of racing, instead of the Secretary as previously required.
- (3) The required distance from an existing racing plant to the site of a proposed new location is now 100 miles measured on a straight line from property line to property line instead of the previously stipulated "via the most practical traveled route" measurement.
- (4) Licensees may now issue tax free passes and box seats to other racing plant permit holders subject to the approval of the Commission.
- (5) The occupational tax schedule was revised to facilitate the processing of licenses in the Miami office and at the same time assure the State that no loss of revenue would occur.
- (6) Track audits must now be submitted by and certified to by a public accountant licensed to practice in Florida.
- (7) The proceeds from lost or abandoned pari-mutuel tickets now escheat to the State at the end of one year from date of issue.

- (8) The results of the last race of each day may now be transmitted without the 15 minutes delay which was previously required.
- (9) Any dog racing plant can be used on one Sunday of each year to conduct a "hound dog derby."
- (10) Where three or more dog racing plants or two or more jai alai frontons are located within a radius of 35 miles, one such dog racing plant and one such jai ali fronton may operate for a maximum of 50 days beginning July 1st and ending on the first Monday of September, and the balance of the allowed number of days within the legal winter racing season.
- (11) Any new permit for a jai alai fronton must be submitted to the voters of the County for ratification. The distance between a proposed new fronton and an existing pari-mutuel plant is now a required 50 miles measured on a straight line from property line to property line.

LITIGATION

Since the report for the fiscal year ending June 30, 1958, was submitted, one case then pending, *Morris Wexler v. John R. Ring, et al., as and constituting the Florida State Racing Commission*, has been terminated. The Circuit Court of Leon County on August 14, 1958, entered an order granting the petition for certiorari and quashed the order of the respondent, State Racing Commission, denying a license to the applicant. The Court in the order said:

"In quashing the mentioned order, it is not to be implied that there is a duty on the part of the Commission to grant to the applicant the license he seeks. The effect is merely to set aside the order on the question and to afford the applicant an opportunity for another hearing before the Commission at which he will be afforded the right to a fair hearing consistent with constitutional requirements."

In December, 1958, petitioner, Wexler, appeared before the Florida State Racing Commission pursuant to a notice to show cause theretofore served upon his counsel, as to why an occupational license as an owner of race horses should not be denied to him because of the matters charged in the notice, which principally had to do with his activities of 30 years in furnishing wire service to bookmakers. On January 2, 1959, the Florida State Racing Commission entered its order denying the petitioner's application for an owner's license and thereafter in February, 1959, Wexler filed a petition for writ of certiorari in the Circuit Court of the Eleventh Judicial Circuit in and for Dade County to review the decision of the Florida State Racing Commission, and upon the hearing on the petition the Court found that there was substantial and competent evidence to support the findings and order of the Commission, and entered its order denying the petition for writ of certiorari.

In addition to the foregoing, the State Racing Commission was, during the year in review, a party to the following suits:

State ex rel Heronac, Inc. v. Florida State Racing Commission

This is a petition for writ of mandamus filed in the Supreme Court of Florida. The petitioner on June 30, 1958, filed with the State Racing Commis-

sion an application for a permit to operate a fronton for the exhibitions of Jai Alai in Dade County, Florida, which application was denied on the grounds, among others, that the application was not in conformity with the rules and regulations of the Florida State Racing Commission and the Statutes of the State of Florida. On November 13, 1958, the attorney for the petitioner filed with the Supreme Court of Florida a motion for the entry of an order denying the petition for writ of mandamus. Thereupon the Court ordered that the alternative writ issued in the cause on October 1st be discharged and the cause dismissed.

State of Florida ex rel Florida Jai Alai, Inc. v. State Racing Commission, et al

Florida Jai Alai, Inc. filed a petition for alternative writ of mandamus in the Supreme Court of Florida, requesting that the respondent, State Racing Commission of Florida be directed to issue a permit to the relator which would entitle it to operate a Jai Alai fronton in Seminole County, Florida. An alternative writ of mandamus was issued in due course, and the respondent filed its answer and return to the same. On June 26, 1958, Florida Jai Alai, Inc. filed an application for a permit to operate a Jai Alai fronton in Seminole County with the State Racing Commission. The Commission at a meeting held on August 11, 1958, found that the relator, in its application for the permit, had fully met all of the requirements of Chapter 551, Florida Statutes, and the requirements of the rules and regulations of the Commission. The Commission found that the location proposed by the relator is within twenty miles of an already licensed dog racing track, but not within twenty miles of an already licensed Jai Alai fronton. The Commission was of the belief that the opinion of Supreme Court of Florida in the case of *Florida State Racing Commission v. McLaughlin et al* raised some doubt as to whether Sections 551.12 and 550.05, when construed together, prohibited licensing of a fronton within one hundred miles of an already licensed racing plant. The Commission thereupon denied the application of Florida Jai-Alai, Inc., on the sole ground that Section 551.12 of the Florida Statutes might be construed to preclude the Commission from licensing a Jai-Alai fronton within twenty miles of an already licensed racing plant. The Supreme Court of Florida held that a Jai-Alai fronton permit may be issued for a location within twenty miles of an already existing dog racing plant provided it is not within twenty miles of an existing Jai-Alai fronton, and stated that the Florida State Racing Commission should have granted the application of the relator and issued the permit requested, and issued a pre-emptory writ of mandamus.

NATIONAL CO-ORDINATION

Members of the Florida State Racing Commission are members of the National Association of State Racing Commissioners, an organization made up of Commissioners from all the various States having legalized pari-mutuel activities. Through the exchange of information and ideas, the National Association is of great benefit to each member Commission. Under an agreement of reciprocity each State recognizes rulings made by any other State Racing Board.

The 1959 Convention was held in New York City with Chairman John R. Ring presiding. Mr. Ring served the organization as president for the 1958-1959 period. Commissioner Warren H. Toole, Jr., and Louis Derteen, Jr., also attended the convention.

The Association of Official Racing Chemists again held their convention in conjunction with the National Association, and, their meetings were held under the leadership of Dr. Elsie S. Bellows, who served the Chemists as president for the past year.

FLORIDA BREEDERS

Thoroughbred breeding in Florida again made much progress during the past year. At latest count, the number of breeding farms in the State has shown an increase of almost 30% over the preceding year—and now is over 100. The temperate year-round climate, plus the nourishing soil elements have induced more northern breeders to locate their breeding and training facilities in Florida.

During the past year "Florida Breds" earned a total of \$1,102,619 which brings the grand total to more than \$7 million earned by them in the relatively few years the breeding industry has been in existence. In addition, the four Florida thoroughbred tracks paid Breeding awards totaling \$18,800 compared to \$15,200 paid the preceding fiscal year. It is interesting to note that horses foaled in Florida made 4,000 starts during the past year and won an even 400 races which is an average at which the industry can look with pride.

The second running of the Florida Breeders' Futurity at Sunshine Park was a high point of the year and this event attracted 90 nominees.

The phenomenal forward strides taken by the State's breeding, training and racing groups have been aided by the support of the Florida Breeders' Association, the racing associations, the turf writers and the Racing Commission. Such cooperation was vital in the formative stages and is assured now that success has been attained.

CONCLUSION

We, the members of the Florida State Racing Commission, again express to you our deep appreciation for the trust and confidence you have placed in us in our administration of racing affairs. We pledge to protect the public and the State's interests and shall always endeavor to keep racing on the high plane on which it has been conducted in the past.

Respectfully,

JOHN R. RING, *Chairman*

J. D. JOHNSON, *Secretary*

C. SWEET SMITH, JR., *Member*

WARREN H. TOOLE, JR., *Member*

ROGER J. WAYBRIGHT, *Member*

EXHIBIT "A"

FLORIDA STATE RACING COMMISSION

PAID ATTENDANCE, PARI-MUTUEL HANDLE,
STATE REVENUE

SEASON 1931-1932 THRU SEASON 1958-1959

Season	Number of Racing Days	Total Attendance	Total Pari-Mutuel Handle	Total State Revenue
1931-1932	462	1,157,161	\$ 17,365,424.00	\$ 737,300.70
1932-1933	550	1,281,017	19,146,938.00	763,877.09
1933-1934	609	1,591,024	27,549,567.00	1,072,364.22
1934-1935	775	2,024,636	36,577,493.00	1,401,176.87
1935-1936	906	1,854,292	38,826,132.00	1,436,957.07
1936-1937	1,029	2,330,964	50,121,647.00	1,838,338.53
1937-1938	1,053	2,401,367	54,047,114.00	1,969,740.68
1938-1939	1,025	2,373,271	55,272,416.00	2,000,758.63
1939-1940	1,057	2,517,436	64,388,377.00	2,302,834.13
1940-1941	902	2,695,464	68,280,202.00	2,436,374.09
1941-1942	972	2,195,080	63,601,585.00	4,392,861.86
1942-1943	734	854,256	26,658,646.00	1,066,087.70
1943-1944	982	2,458,933	109,561,969.00	6,824,272.72
1944-1945	333	945,341	35,171,557.00	2,007,853.08
1945-1946	1,442	4,448,084	211,571,289.00	15,554,033.94
1946-1947	1,298	4,444,543	194,710,333.00	14,680,730.51
1947-1948	1,318	4,344,479	180,647,561.00	13,542,407.27
1948-1949	1,404	4,641,038	178,171,736.00	13,222,461.84
1949-1950	1,377	4,539,742	178,842,858.00	13,101,521.89
1950-1951	1,378	4,643,293	204,385,597.00	14,997,486.10
1951-1952	1,432	5,279,674	248,728,380.00	18,090,497.77
1952-1953	1,549	5,732,369	272,696,059.00	19,734,513.61
1953-1954	1,722	5,812,577	276,681,999.00	20,026,021.78
1954-1955	1,731	5,809,467	284,044,131.00	20,521,462.81
1955-1956	1,879	5,915,941	310,681,432.00	24,180,833.82
1956-1957	1,907	6,035,932	322,948,073.00	24,969,496.52
1957-1958	2,012	5,626,152	315,546,506.00	24,306,949.76
1958-1959	2,055	5,966,709	329,141,335.00	25,157,459.81
TOTALS	33,893	99,920,242	\$4,175,366,356.00	\$292,336,674.80

DISTRIBUTION OF STATE REVENUE:

To Counties	\$136,535,735.31
To Old Age Assistance	143,460,214.13
To State General Fund	4,669,696.29
Operating Expenses	7,426,913.95
Cash on Hand and in Transit as of June 30, 1959	244,115.12
TOTAL	\$292,336,674.80

*NOTE: These figures do not include Board of Control or Escheat Tickets Receipts.

EXHIBIT "B"

FLORIDA STATE RACING COMMISSION
STATEMENT OF RECEIPTS AND DISBURSEMENTS

JULY 1, 1958 TO JUNE 30, 1959, INCLUSIVE

RECEIPTS

STATE RACING COMMISSION FUND:

Admission Tax:

Dog Tracks	\$ 357,345.13	
Jai-Alai Frontons	131,491.91	
Horse Tracks	382,575.41	
Harness Track	4,291.17	
TOTAL		\$ 875,703.62

Commissions on Pari-Mutuel Handle:

Dog Tracks 3/17 of		
Net Commission	\$ 3,677,384.49	
Dog Tracks Flat Rate instead of 3/17	26,790.00	
Jai-Alai Frontons 3%	769,572.99	
Horse Tracks 3%	4,554,966.75	
Horse Track Flat Rate instead of 3%	187,500.00	
Harness Track 3/17 of		
Net Commission	11,207.64	
Harness Track Flat Rate		
Instead of 3/17	2,520.00	
TOTAL		\$ 9,229,941.87

Licenses, Registrations and Miscellaneous:

Occupational Licenses	\$ 75,989.50	
Assumed Name Registrations	3,600.00	
Color Registrations	1,586.00	
Miscellaneous Receipts	253.72	
Laboratory Analysis for		
Foreign Tracks	2,860.00	
TOTAL		\$ 84,289.22

STATE RACING COMMISSION ADDITIONAL FUND:

Commissions on Pari-Mutuel Handle:

Dog Tracks 2/17 of		
Net Commission	\$ 2,451,589.66	
Dog Tracks 25% of Breakage	211,995.16	
Harness Track 2/17 of		
Net Commission	7,471.76	
Harness Track 25% of Breakage	2,776.41	
TOTAL		\$ 2,673,832.99
TOTAL STATE RACING COMMISSION RECEIPTS		\$12,863,767.70

OLD AGE ASSISTANCE FUND:

Commissions on Pari-Mutuel Handle:

Dog Tracks 2/17 of Net Commission	\$2,451,589.66
Dog Tracks Flat Rate instead of 2/17	17,860.00
Dog Tracks 75% of Breakage	636,006.09
Jai-Alai Frontons 2%	513,048.66
Jai-Alai Frontons 50% of Breakage	58,311.89
Horse Tracks 5%	7,591,611.25

Horse Tracks Flat Rate instead of 5%	62,500.00	
Horse Tracks 100% of Breakage	945,283.00	
Harness Track 2/17 of Net Commission	7,471.76	
Harness Track Flat Rate instead of 2/17	1,680.00	
Harness Track 75% of Breakage	8,329.80	
TOTAL OLD AGE ASSISTANCE RECEIPTS		\$12,293,692.11
TOTAL RACING COMMISSION AND OLD AGE ASSISTANCE RECEIPTS		\$25,157,459.81

TRUST FUNDS:

Racing Scholarship Fund—		
Board of Control (Exhibit "D")	\$ 293,901.79	
Principal State School Fund—		
Escheat Tickets (Exhibit "E")	240,545.15	
TOTAL TRUST FUNDS		\$ 534,446.94
TOTAL RECEIPTS FOR CURRENT SEASON		\$25,691,906.75
Balance on Hand July 1, 1958 as follows:		
State Racing Commission Account 6/30/58		\$ 156,836.25
Remittances in Transit as of 6/30/58		83,950.06
TOTAL AVAILABLE AND TO BE ACCOUNTED FOR		\$25,932,693.06

DISBURSEMENTS

SALARIES:

Commissioners	\$ 13,800.00	
Commission Attorney	3,000.00	\$ 16,800.00
General Office		65,408.33
Laboratory		26,869.71

TRACK SUPERVISION:

Dog Racing Associations	\$212,462.50	
Jai-Alai Frontons	51,519.00	
Horse and Harness Racing Associations	79,485.50	343,467.00
TOTAL SALARIES		\$ 452,545.04

TRAVELING EXPENSES:

Commissioners	\$ 4,299.42	
Commission Attorney	49.70	
Employees	8,596.51	
TOTAL TRAVELING EXPENSES		\$ 12,945.63

MISCELLANEOUS LABORATORY EXPENSES:

Chemicals and Supplies	\$ 5,040.11	
Freight, Express and Cartage	818.32	
Gas, Light and Water	981.69	
Laundry	191.71	
Postage	700.00	
Printing and Binding	248.65	
Rental - Laboratory	2,100.00	
Repairs to Equipment	111.40	
Stationery and Office Supplies	91.79	
Telephone and Telegraph	222.10	\$ 10,505.77

MISCELLANEOUS ADMINISTRATIVE OFFICE EXPENSES:

Association Dues	\$ 600.00	
Bond Premiums	598.41	
Clipping Service	78.60	
Credit Information	292.14	
Freight, Express and Cartage	270.94	


Insurance — Equipment	34.05	
Workmen's Compensation	2,041.44	
Judge's Fees — Occupational Licenses	3,436.25	
Identification Photo Registrations	597.00	
Fingerprint Registrations	535.20	
Notary Fees	11.00	
Laundry Service	25.50	
Legal Hearing, Court Reporting, Information, etc.	912.75	
Postage and Box Rent	1,435.21	
Rental — Miami Office	6,708.00	
Rental of Equipment	251.00	
Repairs to Furniture and Equipment	511.61	
Painting and Repairs	24.09	
Printing and Binding	3,512.88	
Stationery and Office Supplies	2,174.82	
Telephone and Telegraph	3,615.34	
Water for Office	57.92	\$ 27,724.15
Transfer to Merit System Council	1,200.00	
TOTAL MISCELLANEOUS DISBURSEMENTS.....		\$ 39,429.92

CAPITAL OUTLAY:

Laboratory Equipment	\$ 167.97
Office Furniture and Equipment	3,247.84
TOTAL CAPITAL OUTLAY	\$ 3,415.81
TOTAL DISBURSED BY COMMISSION	\$ 508,336.40

DISTRIBUTION OF FUNDS AFTER COST OF OPERATION:

Regular Distribution to Counties	\$ 9,359,000.00
Additional Distribution to Counties	2,609,100.00
Regular 3% Distribution to General Revenue	305,280.15
Additional 3% Distribution to General Revenue	80,062.81
To General Revenue for Old Age Fund	12,292,351.64
To Board of Control from Racing Scholarship Fund	293,901.79
To Principal State School Fund — Escheat Tickets	240,545.15
GRAND TOTAL DISBURSEMENTS	\$25,688,577.94
Balance on Hand — State Racing Commission Accounts (June 30, 1959)	158,611.69
Remittances in Transit (June 30, 1959)	85,503.43
TOTAL ACCOUNTED FOR	\$25,932,693.06



CURRENT YEAR
1958-1959 SEASON

FLORIDA STATE RACING COMMISSION
COMPARATIVE DATA

Paid Attendance	Pari-Mutuel Handle	Tax on Attendance	Net Commission & Sliding Scale on P/M Handle 3/17	Net Commission & Sliding Scale on P/M Handle 2/17	2/17 of Net Com. on P/M Handle	Breaks 25%	Breaks 75%	TOTAL State Revenue	Track Allowance Up to \$170 Per Race	Net Track Com. & Sliding Scale 10/17	Fronton Breaks	Total Track Revenue From P/M Handle	Distributed to Public From P/M Handle	No. Racing Days	SOURCES OF RACING REVENUE	No. Racing Days	Paid Attendance
GREYHOUND RACING ASSOCIATIONS																	
SUMMER SEASON																	
9,328	\$ 248,826.00	\$ 938.50	\$ 2,451.18	\$ 1,634.12	\$ 714.12	\$ 542.40	\$ 1,627.46	\$ 7,907.78	\$ 3,740.00	\$ 33,761.00		\$ 37,501.00	\$ 204,355.72	16	Jefferson County Kennel Club, Inc.	—	
103,166	4,042,473.00	10,316.60	89,414.19	59,609.46	59,609.46	6,371.15	19,114.04	244,434.90	180,540.00	298,047.30		478,587.30	3,329,767.40	85	Pensacola Kennel Club, Inc.	91	113,004
279,955	12,370,118.00	29,449.20	331,443.54	220,962.36	220,962.36	18,059.09	54,179.23	875,055.78	224,740.00	1,104,811.80		1,329,551.80	10,194,959.62	91	Volusia County Kennel Club, Inc.	94	284,612
66,355	2,316,760.00	6,635.50	28,666.71	19,111.14	12,431.14	4,031.98	12,097.29	82,973.76	49,335.53	284,304.68		333,640.21	1,906,781.53	92	Washington County Kennel Club, Inc.	91	69,667
458,804	\$ 18,978,177.00	\$ 47,339.80	\$ 451,975.62	\$ 301,317.08	\$ 293,717.08	\$ 29,004.62	\$ 87,018.02	\$ 1,210,372.22	\$ 458,355.53	\$ 1,720,924.78		\$ 2,179,280.31	\$ 15,635,864.27	284	TOTAL SUMMER SEASON	276	467,283
WINTER SEASON																	
191,132	\$ 8,433,703.00	\$ 19,113.20	\$ 220,551.09	\$ 147,034.06	\$ 147,034.06	\$ 11,134.93	\$ 33,405.44	\$ 578,272.78	\$ 183,940.00	\$ 735,170.30		\$ 919,110.30	\$ 6,955,433.12	90	Associated Outdoor Clubs, Inc.	90	174,376
414,176	17,754,644.00	43,439.89	507,349.32	338,232.88	338,232.88	27,761.08	83,284.46	1,338,300.51	143,310.00	1,691,164.40		1,834,474.40	14,625,308.98	80	Biscayne Kennel Club, Inc.	90	451,364
59,904	1,849,616.00	6,039.35	16,179.69	10,786.46	5,826.46	3,071.89	9,217.33	51,121.18	58,803.00	222,839.11		281,642.11	1,522,892.06	90	Bonita-Ft. Myers Corporation	90	48,499
405,402	15,863,863.00	43,884.92	447,805.89	298,537.26	298,537.26	25,213.96	75,643.20	1,189,622.49	159,290.00	1,492,686.30		1,651,976.30	13,066,149.13	89	Broward County Kennel Club, Inc.	90	339,016
107,101	4,786,455.00	10,710.10	114,733.65	76,489.10	76,489.10	6,249.81	18,750.86	303,422.62	163,540.00	382,445.50		545,985.50	3,947,756.98	90	Jacksonville Kennel Club, Inc.	90	97,027
42,448	1,261,617.00	4,245.45	8,261.04	5,507.36	447.36	2,285.39	6,857.40	27,604.00	1,870.00	198,389.13		200,259.13	1,037,999.32	80	Key West Kennel Club, Inc.	90	41,897
320,749	12,520,646.00	35,195.81	347,509.38	231,672.92	231,672.92	16,967.02	50,902.14	913,920.19	159,290.00	1,158,364.60		1,317,654.60	10,324,267.02	90	Miami Beach Kennel Club, Inc.	89	247,176
92,845	4,517,765.00	9,284.50	106,642.95	71,095.30	71,095.30	6,168.15	18,505.90	282,792.10	163,710.00	355,476.50		519,186.50	3,725,070.90	90	Orange Park Kennel Club, Inc.	88	87,424
184,699	7,816,785.00	18,718.57	206,513.55	137,675.70	137,675.70	11,244.52	33,734.75	545,562.79	158,610.00	688,378.50		846,988.50	6,442,952.28	90	Palm Beach Kennel Club, Inc.	90	173,047
150,986	7,331,474.00	16,048.92	179,084.22	119,389.48	119,389.48	11,644.93	34,936.77	480,493.80	231,540.00	596,947.40		828,487.40	6,038,541.72	90	Sanford-Orlando Kennel Club, Inc.	90	131,879
148,624	6,472,296.00	15,290.20	154,331.34	102,887.56	102,647.56	9,308.91	27,927.44	412,393.01	220,150.00	520,273.86		740,423.86	5,334,769.33	90	Sarasota Kennel Club, Inc.	90	107,172
420,347	15,162,407.00	43,098.71	418,302.21	278,868.14	278,868.14	23,130.30	69,392.69	1,111,660.19	207,230.00	1,394,340.70		1,601,570.70	12,492,274.82	90	St. Petersburg Kennel Club, Inc.	90	361,229
425,623	18,335,818.00	44,935.71	524,934.54	349,956.36	349,956.36	28,809.65	86,429.69	1,385,022.31	142,460.00	1,749,781.80		1,892,241.80	15,103,489.60	80	West Flagler Kennel Club, Inc.	89	455,060
2,964,036	\$122,107,089.00	\$310,005.33	\$3,252,198.87	\$2,168,132.58	\$2,157,872.58	\$182,990.54	\$548,988.07	\$8,620,187.97	\$1,993,743.00	\$11,186,258.10		\$13,180,001.10	\$100,616,905.26	1,139	TOTAL WINTER SEASON	1,166	2,715,166
TOTAL GREYHOUND TRACKS																	
3,422,840	\$141,085,266.00	\$357,345.13	\$3,704,174.49	\$2,469,449.66	\$2,451,589.66	\$211,995.16	\$636,006.09	\$9,830,560.19	\$2,452,098.53	\$12,907,182.88		\$15,359,281.41	\$116,252,769.53	1,423	Summer and Winter Seasons	1,442	3,182,449
HARNESS RACING ASSOCIATIONS																	
33,828	\$ 948,205.00	\$ 4,291.17	\$ 13,727.64	\$ 9,151.76	\$ 7,471.76	\$ 2,776.41	\$ 8,329.80	\$ 45,748.54	\$ 22,780.00	\$ 108,063.69		\$ 130,843.69	\$ 775,903.94	39	Ponce de Leon Trotting Assn., Inc.	—	
JAI-ALAI FRONTONS																	
331,334	\$ 9,163,540.00	\$ 40,754.94	\$ 274,906.20	\$ 183,270.80		\$ 19,160.54	\$ 518,092.48			\$ 1,099,624.80	\$19,160.03	\$ 1,118,784.83	\$ 7,567,417.63	100	Fronton Exhibition Co., Inc.	100	298,488
147,736	3,215,937.00	14,780.69	96,478.11	64,318.74		7,500.25	183,077.79			385,912.44	7,499.76	393,412.20	2,654,227.70	100	The Fronton, Inc.	100	141,297
183,935	4,309,195.00	20,028.95	129,275.85	86,183.90		9,457.66	244,946.36			517,103.40	9,457.18	526,560.58	3,557,717.01	100	Gandy Operating Co., Inc.	100	180,273
358,081	8,492,700.00	52,608.45	254,781.00	169,854.00		20,908.25	498,151.70			1,019,124.00	20,907.76	1,040,031.76	7,007,124.99	100	Monro Operating Co.	100	338,304
31,446	471,061.00	3,318.88	14,131.83	9,421.22		1,285.19	28,157.12			56,527.32	1,279.92	57,807.24	388,415.52	23	Volusia Jai-Alai, Inc.	—	
1,052,532	\$ 25,652,433.00	\$131,491.91	\$ 769,572.99	\$ 513,048.66		\$ 58,311.89	\$ 1,472,425.45			\$ 3,078,291.96	\$58,304.65	\$ 3,136,596.61	\$ 21,174,902.85	423	TOTAL JAI-ALAI FRONTONS	400	958,362
HORSE RACING ASSOCIATIONS																	
437,821	\$ 49,689,073.00	\$123,866.52	\$1,490,672.19	\$ 2,484,453.65		\$ 278,066.75	\$ 4,377,059.11			\$ 3,478,235.11		\$ 3,478,235.11	\$ 41,957,645.30	40	Gulfstream Park Racing Assn., Inc.	40	456,978
624,250	68,407,045.00	164,285.99	2,052,211.35	3,420,352.25		407,966.40	6,044,815.99			4,788,493.15		4,788,493.15	57,738,021.85	40	Hialeah Race Course, Inc.	40	629,897
132,036	9,623,206.00	21,989.75	187,500.00	62,500.00		59,508.00	331,497.75			1,193,480.90		1,193,480.90	8,120,217.10	50	Sunshine Park Racing Assn., Inc.	50	118,873
263,402	33,736,107.00	72,433.15	1,012,083.21	1,686,805.35		199,741.85	2,971,063.56			2,361,527.49		2,361,527.49	28,475,949.10	40	Tropical Park, Inc.	40	279,593
1,457,509	\$161,455,431.00	\$382,575.41	\$4,742,466.75	\$ 7,654,111.25		\$ 945,283.00	\$13,724,436.41			\$11,821,736.65		\$11,821,736.65	\$136,291,833.35	170	TOTAL HORSE TRACKS	170	1,485,341
5,966,709	\$329,141,335.00	\$875,703.62	\$9,229,941.87	\$10,645,761.33	\$2,459,061.42	\$214,771.57	\$1,647,930.78	\$25,073,170.59	\$2,474,878.53	\$27,915,275.18	\$58,304.65	\$30,448,458.36	\$274,495,409.67	2,055	TOTAL ALL TRACKS	2,012	5,626,152

OTHER INCOME:

Occupational Licenses	\$ 75,989.50
Assumed Names Registrations	3,600.00
Color Registrations	1,586.00
Miscellaneous Income	3,113.72
TOTAL OTHER INCOME	\$ 84,289.22
GRAND TOTAL RECEIPTS	\$25,157,459.81

In addition to total receipts see Exhibits "D" and "E" for other funds collected.

EXHIBIT "C"
FLORIDA STATE RACING COMMISSION
COMPARATIVE DATA

PREVIOUS YEAR
1957-1958 SEASON

Total Track Revenue From P/M Handle	Distributed to Public From P/M Handle	No. Racing Days	SOURCES OF RACING REVENUE	No. Racing Days	Paid Attendance	Pari-Mutuel Handle	Tax on Attendance	Net Commission & Sliding Scale on P/M Handle 3/17	Net Commission & Sliding Scale on P/M Handle 2/17	2/17 of Net Com. on P/M Handle	Breaks 25%	Breaks 75%	TOTAL State Revenue	Track Allowance Up to \$170 Per Race	Net Track Com. & Sliding Scale 10/17	Fronton Breaks	Total Track Revenue From P/M Handle	Distributed to Public from P/M Handle		
GREYHOUND RACING ASSOCIATIONS																				
SUMMER SEASON																				
\$ 37,501.00	\$ 204,355.72	16	Jefferson County Kennel Club, Inc.	—	—	—	—	—	—	—	—	—	—	—	—	—	—	—	—	
478,587.30	3,329,767.40	85	Pensacola Kennel Club, Inc.	91	113,004	4,402,713.00	11,300.40	97,867.08	65,244.72	65,084.72	6,967.36	20,901.60	267,365.88	191,080.00	329,184.69	—	520,264.69	3,626,382.83	—	
1,329,551.80	10,194,959.62	91	Volusia County Kennel Club, Inc.	94	284,612	12,135,050.00	30,123.85	323,131.50	215,421.00	215,421.00	17,813.03	53,440.31	855,350.69	231,880.00	1,077,105.00	—	1,308,985.00	10,000,838.16	—	
333,640.21	1,906,781.53	92	Washington County Kennel Club, Inc.	91	69,667	2,246,076.00	6,966.70	27,451.41	18,300.94	12,120.94	3,538.81	10,617.87	78,996.67	48,816.18	275,143.45	—	323,959.63	1,850,086.40	—	
\$ 2,179,280.31	\$ 15,635,864.27	284	TOTAL SUMMER SEASON	276	467,283	18,783,839.00	48,390.95	448,449.99	298,966.66	292,626.66	28,319.20	84,959.78	1,201,713.24	471,776.18	1,681,433.14	—	2,153,209.32	15,477,307.39	—	
WINTER SEASON																				
\$ 919,110.30	\$ 6,955,433.12	90	Associated Outdoor Clubs, Inc.	90	174,376	7,657,405.00	17,437.60	197,262.15	131,508.10	131,508.10	10,701.32	32,103.27	520,520.54	183,940.00	657,540.50	—	841,480.50	6,312,841.56	—	
1,834,474.40	14,625,308.98	80	Biscayne Kennel Club, Inc.	90	451,364	18,825,491.00	47,288.45	536,804.73	357,869.82	357,869.82	27,188.39	81,566.25	1,408,587.46	158,440.00	1,789,349.10	—	1,947,789.10	15,516,402.89	—	
281,642.11	1,522,892.06	90	Bonita-Ft. Myers Corporation	90	48,499	1,588,697.00	4,888.47	14,533.77	9,689.18	5,089.18	3,177.72	9,532.61	46,910.93	52,955.51	187,810.85	—	240,766.36	1,305,908.18	—	
1,651,976.30	13,066,149.13	89	Broward County Kennel Club, Inc.	90	339,016	12,813,981.00	36,487.20	356,429.43	237,619.62	237,619.62	21,586.88	64,761.96	954,504.71	158,610.00	1,188,098.10	—	1,346,708.10	10,549,255.39	—	
545,985.50	3,947,756.98	90	Jacksonville Kennel Club, Inc.	90	97,027	4,491,264.00	9,702.70	106,177.92	70,785.28	70,785.28	6,254.19	18,764.07	282,469.44	161,840.00	353,926.40	—	515,766.40	3,702,730.86	—	
200,259.13	1,037,999.32	80	Key West Kennel Club, Inc.	90	41,897	1,405,388.00	4,204.35	9,468.96	6,312.64	712.64	2,323.56	6,971.84	29,993.99	8,764.69	213,657.03	—	222,421.72	1,157,176.64	—	
1,317,654.60	10,324,267.02	90	Miami Beach Kennel Club, Inc.	89	247,176	9,918,987.00	26,623.02	269,609.61	179,739.74	179,739.74	15,539.87	46,620.75	717,872.73	158,440.00	898,698.70	—	1,057,138.70	8,170,598.59	—	
519,186.50	3,725,070.90	90	Orange Park Kennel Club, Inc.	88	87,424	4,085,365.00	8,742.40	94,570.95	63,047.30	63,047.30	5,436.59	16,311.08	251,155.62	158,610.00	315,236.50	—	473,846.50	3,369,105.28	—	
846,988.50	6,442,952.28	90	Palm Beach Kennel Club, Inc.	90	173,047	7,254,672.00	17,528.56	189,650.16	126,433.44	126,433.44	10,512.48	31,536.97	502,095.05	158,610.00	632,167.20	—	790,777.20	5,979,328.31	—	
828,487.40	6,038,541.72	90	Sanford-Orlando Kennel Club, Inc.	90	131,879	6,182,771.00	13,974.61	147,323.13	98,215.42	98,215.42	9,122.46	27,366.77	394,217.81	216,240.00	491,077.10	—	707,317.10	5,095,210.70	—	
740,423.86	5,334,769.33	90	Sarasota Kennel Club, Inc.	90	107,172	5,939,333.00	11,070.80	138,975.72	92,650.48	92,330.48	8,975.78	26,927.85	370,931.11	216,580.00	469,149.93	—	685,729.93	4,893,742.76	—	
1,601,570.70	12,492,274.82	90	St. Petersburg Kennel Club, Inc.	90	361,229	13,423,075.00	37,137.33	365,792.25	243,861.50	243,861.50	21,390.74	64,171.59	976,214.91	209,100.00	1,219,307.50	—	1,428,407.50	11,055,589.92	—	
1,892,241.80	15,103,489.60	80	West Flagler Kennel Club, Inc.	89	455,060	19,053,270.00	47,851.22	543,608.10	362,405.40	362,405.40	28,285.17	84,856.33	1,429,411.62	158,610.00	1,812,027.00	—	1,970,637.00	15,701,072.60	—	
\$ 13,180,001.10	\$ 100,616,905.26	1,139	TOTAL WINTER SEASON	1,166	2,715,166	112,639,699.00	282,936.71	2,970,206.88	1,980,137.92	1,969,617.92	170,495.15	511,491.34	7,884,885.92	2,000,740.20	10,228,045.91	—	12,228,786.11	92,808,963.68	—	
TOTAL GREYHOUND TRACKS																				
\$ 15,359,281.41	\$ 116,252,769.53	1,423	Summer and Winter Seasons	1,442	3,182,449	131,423,538.00	331,327.66	3,418,656.87	2,279,104.58	2,262,244.58	198,814.35	596,451.12	9,086,599.16	2,472,516.38	11,909,479.05	—	14,381,995.43	108,286,271.07	—	
HARNESS RACING ASSOCIATIONS																				
\$ 130,843.69	\$ 775,903.94	39	Ponce de Leon Trotting Assn., Inc.	—	—	—	—	—	—	—	—	—	—	—	—	—	—	—	—	
JAI-ALAI FRONTONS																				
03	\$ 1,118,784.83	\$ 7,567,417.63	100	Fronton Exhibition Co., Inc.	100	298,488	7,572,546.00	33,664.75	227,176.38	151,450.92	—	16,014.77	428,306.82	—	908,705.52	16,014.28	924,719.80	6,253,184.13	—	
76	393,412.20	2,654,227.70	100	The Fronton, Inc.	100	141,297	2,991,708.00	14,270.73	89,751.24	59,834.16	—	7,350.62	171,206.75	—	359,004.96	7,350.18	366,355.14	2,468,416.84	—	
18	526,560.58	3,557,717.01	100	Gandy Operating Co., Inc.	100	180,273	4,088,644.00	19,221.66	122,659.32	81,772.88	—	9,163.68	232,817.54	—	490,637.28	9,163.24	499,800.52	3,375,247.60	—	
76	1,040,031.76	7,007,124.99	100	Monro Operating Co.	100	338,304	8,004,529.00	49,586.59	240,135.87	160,090.58	—	19,883.47	469,696.51	—	960,543.48	19,882.97	980,426.45	6,603,992.63	—	
92	57,807.24	388,415.52	23	Volusia Jai-Alai, Inc.	—	—	—	—	—	—	—	—	—	—	—	—	—	—	—	
65	\$ 3,136,596.61	\$ 21,174,902.85	423	TOTAL JAI-ALAI FRONTONS	400	958,362	22,657,427.00	116,743.73	679,722.81	453,148.54	—	52,412.54	1,302,027.62	—	2,718,891.24	52,410.67	2,771,301.91	18,700,841.20	—	
HORSE RACING ASSOCIATIONS																				
\$ 3,478,235.11	\$ 41,957,645.30	40	Gulfstream Park Racing Assn., Inc.	40	456,978	50,470,140.00	127,710.50	1,514,104.20	2,523,507.00	—	—	294,572.20	4,459,893.90	—	3,532,909.80	—	3,532,909.80	42,605,046.80	—	
4,788,493.15	57,738,021.85	40	Hialeah Race Course, Inc.	40	629,897	68,735,130.00	167,166.00	2,062,053.90	3,436,756.50	—	—	403,951.50	6,069,927.90	—	4,811,459.10	—	4,811,459.10	58,020,909.00	—	
1,193,480.90	8,120,217.10	50	Sunshine Park Racing Assn., Inc.	50	118,873	8,992,665.00	19,456.76	225,000.00	75,000.00	—	—	56,425.40	375,882.16	—	1,048,899.75	—	1,048,899.75	7,587,339.85	—	
2,361,527.49	28,475,949.10	40	Tropical Park, Inc.	40	279,593	33,267,606.00	75,763.38	998,028.18	1,663,380.30	—	—	194,511.50	2,931,683.36	—	2,328,732.42	—	2,328,732.42	28,082,953.60	—	
\$ 11,821,736.65	\$ 136,291,833.35	170	TOTAL HORSE TRACKS	170	1,485,341	161,465,541.00	390,096.64	4,799,186.28	7,698,643.80	—	—	949,460.60	13,837,387.32	—	11,722,001.07	—	11,722,001.07	136,296,249.25	—	
65	\$ 30,448,458.36	\$ 274,495,409.67	2,055	TOTAL ALL TRACKS	2,012	5,626,152	315,546,506.00	838,168.03	8,897,565.96	10,430,896.92	2,262,244.58	198,814.35	1,598,324.26	24,226,014.10	2,472,516.38	26,350,371.36	52,410.67	28,875,298.41	263,283,361.52	—

OTHER INCOME:

Occupational Licenses	\$ 72,041.50
Assumed Names Registrations	3,470.00
Color Registrations	1,548.00
Miscellaneous Income	3,876.16
TOTAL OTHER INCOME	\$ 80,935.66
GRAND TOTAL RECEIPTS	\$24,306,949.76

In addition to total receipts see Exhibits "D" and "E" for other funds collected.

see her

EXHIBIT "D"

FLORIDA STATE RACING COMMISSION

FROM EXTRA DAYS OF RACING HELD FOR
SCHOLARSHIP FUND — BOARD OF CONTROL

Associated Outdoor Clubs, Inc.	\$ 4,601.99
Biscayne Kennel Club, Inc.	16,574.63
Bonita-Ft. Myers Corporation	320.57
Broward County Kennel Club, Inc.	8,655.94
Fronton Exhibition Co., Inc.	5,817.98
Fronton, Inc.	1,205.27
Gandy Operating Co., Inc.	1,407.19
Gulfstream Park Racing Association, Inc.	80,435.86
Jacksonville Kennel Club, Inc.	3,988.22
Miami Beach Kennel Club, Inc.	10,033.95
Monro Operating Co., Inc.	2,578.46
Orange Park Kennel Club, Inc.	3,525.37
Palm Beach Kennel Club, Inc.	6,391.79
Pensacola Kennel Club, Inc.	2,270.20
St. Petersburg Kennel Club, Inc.	8,515.53
Sanford-Orlando Kennel Club, Inc.	3,827.23
Sarasota Kennel Club, Inc.	3,952.87
Sunshine Park Racing Association, Inc.	6,422.02
Tropical Park, Inc.	57,168.95
Tropical Park, Inc. (for Hialeah)	45,318.16
Volusia County Kennel Club, Inc.	4,833.83
Washington County Kennel Club, Inc.	142.82
West Flagler Kennel Club, Inc.	15,912.96
TOTAL RECEIPTS HELD FOR SCHOLARSHIP FUND.....	<u><u>\$293,901.79</u></u>

EXHIBIT "E"

FLORIDA STATE RACING COMMISSION

FOR PRINCIPAL STATE SCHOOL FUND FROM
 ESCHEATED PARI-MUTUEL TICKETS 1956-1957 SEASON

Associated Outdoor Clubs, Inc.	\$ 8,835.30
Biscayne Kennel Club, Inc.	18,169.90
Broward County Kennel Club, Inc.	7,021.30
Fronton Exhibition Co., Inc.	9,023.70
Fronton, Inc.	3,276.00
Gandy Operating Co., Inc.	2,381.60
Gulfstream Park Racing Association, Inc.	30,249.35
Hialeah Race Course, Inc.	40,720.70
Jacksonville Kennel Club, Inc.	4,751.80
Key West Kennel Club, Inc.	1,462.80
Miami Beach Kennel Club, Inc.	13,359.70
Monro Operating Co., Inc.	6,209.60
Orange Park Kennel Club, Inc.	3,844.10
Palm Beach Kennel Club, Inc.	9,753.00
Pensacola Kennel Club, Inc.	5,597.90
St. Petersburg Kennel Club, Inc.	17,427.40
Sanford-Orlando Kennel Club, Inc.	7,030.90
Sarasota Kennel Club, Inc.	6,635.50
Sunshine Park Racing Association, Inc.	4,295.90
Tropical Park, Inc.	18,006.60
Volusia County Kennel Club, Inc.	9,571.90
West Flagler Kennel Club, Inc.	12,920.20
TOTAL RECEIPTS HELD FOR SCHOOL FUND.....	<u><u>\$240,545.15</u></u>

NOTE: Washington County Kennel Club, Inc., prepaid \$2,933.70 during the fiscal year 1957-1958 which was reported in our 27th Annual Report.

EXHIBIT "F"

FLORIDA STATE RACING COMMISSION
RACING REVENUE COLLECTED BY
GEOGRAPHIC LOCATION

BROWARD COUNTY

Broward County Kennel Club, Inc. _____	\$1,192,895.24	
Gulfstream Park Racing Association, Inc. —	4,380,250.86	
Monro Operating Co., Inc. _____	499,920.45	
	<u>\$ 6,073,066.55</u>	24.14%

CLAY COUNTY

Orange Park Kennel Club, Inc. _____	283,708.60	1.13
-------------------------------------	------------	------

DADE COUNTY

General Office — Miscellaneous Receipts —	3,113.72	
Biscayne Kennel Club, Inc. _____	1,339,589.76	
Fronton Exhibition Co., Inc. _____	519,362.23	
Hialeah Race Course, Inc. _____	6,054,453.49	
Miami Beach Kennel Club, Inc. _____	916,001.69	
Tropical Park, Inc. _____	2,995,984.56	
West Flagler Kennel Club, Inc. _____	1,388,327.31	
	<u>13,216,832.76</u>	52.54

DUVAL COUNTY

Jacksonville Kennel Club, Inc. _____	303,581.62	1.21
--------------------------------------	------------	------

ESCAMBIA COUNTY

Pensacola Kennel Club, Inc. _____	246,412.65	0.98
-----------------------------------	------------	------

HILLSBOROUGH COUNTY

Associated Outdoor Clubs, Inc. _____	580,729.28	
Gandy Operating Co., Inc. _____	245,687.86	
Sunshine Park Racing Association, Inc. —	337,277.75	
	<u>1,163,694.89</u>	4.63

JEFFERSON COUNTY

Jefferson County Kennel Club, Inc. _____	7,917.78	0.03
--	----------	------

LEE COUNTY

Bonita-Ft. Myers Corporation _____	52,227.43	0.21
------------------------------------	-----------	------

MONROE COUNTY

Key West Kennel Club, Inc. _____	28,284.75	0.11
----------------------------------	-----------	------

PALM BEACH COUNTY

The Fronton, Inc. _____	183,892.04	
Palm Beach Kennel Club, Inc. _____	546,982.04	
	<u>730,874.08</u>	2.91

PINELLAS COUNTY

St. Petersburg Kennel Club, Inc. _____	1,114,422.44	4.42
--	--------------	------

ST. JOHNS COUNTY

Ponce de Leon Trotting Association, Inc. —	49,431.54	0.19
--	-----------	------

SARASOTA COUNTY

Sarasota Kennel Club, Inc. _____	413,282.26	1.64
----------------------------------	------------	------

SEMINOLE COUNTY

Sanford-Orlando Kennel Club, Inc. _____	482,153.05	1.92
---	------------	------

VOLUSIA COUNTY

Volusia County Kennel Club, Inc. _____	878,735.28	
Volusia Jai-Alai, Inc. _____	28,762.37	
	<u>907,497.65</u>	3.61

WASHINGTON COUNTY

Washington County Kennel Club, Inc. _____	84,071.76	0.33
---	-----------	------

TOTAL FISCAL YEAR RECEIPTS.....	<u>\$25,157,459.81</u>	<u>100.00%</u>
---------------------------------	------------------------	----------------

Harness Track:

PONCE DE LEON TROTTING ASSOCIATION, INC.

Bayard, Florida

Officers

LEO BLANK, *President*

BERNARD BLANK, *Vice-President*

HAROLD J. HUGHES, *Secretary*

JAMES H. LIMMER, *Treasurer*

CARL D. DAWSON, *Assistant Secretary*

BENJAMIN M. GOLDSTEIN, *Assistant Treasurer*

Directors

LEO BLANK
SYDNEY COLTON
RANDOLPH C. FERNON

BENJAMIN M. GOLDSTEIN
WILLARD J. GRANDE

HAROLD J. HUGHES
SOL MANDEL
RALPH E. WOODBURY

Greyhound Tracks:

ASSOCIATED OUT-DOOR CLUBS, INC.

Sulphur Springs Station, Tampa, Florida

Officers

W. H. JOHNSTON, *President and Managing Director*

E. A. ROULEAU,

R. J. HART, *Secretary*

Vice-President and General Manager

ROBERT E. HATER, *Assistant Secretary*

HARRY J. HATER, *Treasurer*

Directors

CHARLES W. BIDWELL, JR.
R. J. HART
HARRY J. HATER

ROBERT E. HATER
WALTER IBOLD

W. H. JOHNSTON
JAMES PATTON
E. A. ROULEAU

BISCAYNE KENNEL CLUB, INC.

221 Security Trust Building, Miami, Florida

Officers

JAMES C. KNIGHT, *President*

ELLEN K. WHITESIDE,
Vice-President and Secretary

CHARLES N. LEIGH,
2nd Vice-President

FRANK G. BURGHART, *Treasurer*

Directors

JOE H. ADAMS
JACK Q. CLEVELAND, M.D.
DEWEY KNIGHT

JAMES C. KNIGHT
CHARLES N. LEIGH

ROBERT M. McDONALD
M. LUTHER MERSHON
ELLEN K. WHITESIDE

BONITA - FT. MYERS CORPORATION

P. O. Box 198, Bonita Springs, Florida

Officers

GEORGE E. ALLEN, *President*

JOHN WALTMAN, *Vice-President*

CARLOS M. FERRETTI, *Secretary*

Directors

GEORGE E. ALLEN

CARLOS M. FERRETTI

STARR HORTON

BROWARD COUNTY KENNEL CLUB, INC.
Hollywood, Florida

Officers

WILLIAM J. SYMS, JR., *President* THOMAS LYNCH, III, *Vice-President*
E. O. McCURRY, *Secretary* JAMES J. DICK, JR., *Treasurer*

Directors

C. H. LANDEFELD, JR. E. O. McCURRY LEE McRITCHIE
THOMAS LYNCH, III WILLIAM J. SYMS, JR.

DAYTONA BEACH KENNEL CLUB, INC.
P. O. Box 2360, Daytona Beach, Florida

Officers

JOHN G. MASONI, *President and Treasurer*
SAM C. LOMBARDO, *Vice-President* W. FRANK HOBBS, *Secretary*

Directors

W. FRANK HOBBS SAM C. LOMBARDO JOHN G. MASONI

FLORIDA GREYHOUND RACING, INC.
P. O. Box 803, Pensacola, Florida

Officers

CARL T. JOHNSON, *President*
DAVID K. FUNK, *Vice-President* J. C. PACE, *Secretary-Treasurer*

JACKSONVILLE KENNEL CLUB, INC.
P. O. Box 1895, Jacksonville, Florida

Officers

WM. H. JOHNSTON, *President*
JAMES J. PATTON, *Vice-President* ROBERT J. HART, SR., *Secretary-Treasurer*

Directors

ROBERT J. HART, SR. WM. H. JOHNSTON JAMES J. PATTON
J. R. JOHNSTON JOHN A. RUSH

JEFFERSON COUNTY KENNEL CLUB, INC.
P. O. Box 221, Monticello, Florida

Officers

J. C. SAUNDERS, *President*
M. H. WILLIAMS, *Vice-President* STEVE ANDRIS, *Secretary-Treasurer*

Directors

ANDY ANDRIS C. T. NOEGEL J. C. SAUNDERS
STEVE ANDRIS STEWART SIMPSON
W. C. HAWKINS M. H. WILLIAMS

KEY WEST KENNEL CLUB, INC.

Stock Island, Key West, Florida

Officers

SIDNEY M. ARONOVITZ, *President*

BENJAMIN KLINE,
Vice-President and Secretary

EDWARD KAPLAN, *Treasurer*
LEONARD FRIEDLAND, *Assistant Secretary*

Directors

ABE ARONOVITZ
LEONARD FRIEDLAND
SAMUEL FRIEDLAND

EDWARD KAPLAN

BENJAMIN KLINE
KURT PEISER
LEONARD WEIN

MIAMI BEACH KENNEL CLUB, INC.

33 Collins Avenue, Miami Beach, Florida

Officers

WM. H. JOHNSTON, *President*

JAMES PATTON, *Vice-President* FRANK R. ANDERSON, *Assistant Treasurer*
J. R. JOHNSTON, *Secretary-Treasurer* CARL T. HOFFMAN, *Assistant Secretary*

Directors

CHARLES W. BIDWELL, JR.
WILLIAM E. GARDNER

CARL T. HOFFMAN
J. R. JOHNSTON

WILLIAM H. JOHNSTON
JAMES PATTON

ORANGE PARK KENNEL CLUB

P. O. Box 1895, Jacksonville, Florida

Officers

WM. H. JOHNSTON, *President*

JOHN A. RUSH, *Vice-President* J. R. JOHNSTON, *Treasurer*
JAMES J. PATTON, *Secretary* ROBERT J. HART, SR., *Assistant Secretary*

Directors

DONALD W. HOWELL
J. R. JOHNSTON

WM. H. JOHNSTON

JAMES J. PATTON
JOHN A. RUSH

PALM BEACH KENNEL CLUB, INC.

P. O. Box 790, West Palm Beach, Florida

Officers

JOHN E. BOGGIANO, *President*

SAM C. LOMBARDO, *Vice-President* JOHN G. MASONI, *Secretary-Treasurer*

Directors

JOHN E. BOGGIANO

SAM C. LOMBARDO

JOHN G. MASONI

PENSACOLA KENNEL CLUB, INC.

P. O. Box 803, Pensacola, Florida

Officers

J. C. PACE, *Chairman of the Board*

CARL T. JOHNSON, *President* AL VILLANE, *Vice-President*
DR. R. P. STRITZINGER, *Vice-President* JOHN W. DASHIELL, *Secretary*
DR. ALVYN W. WHITE, *Treasurer*

Directors

JOHN W. DASHIELL CARL T. JOHNSON R. P. STRITZINGER
IRVING GREENHUT J. C. PACE AL VILLANE
W. W. HARBESON MARTIN RAY DR. ALVYN W. WHITE

ST. PETERSBURG KENNEL CLUB, INC.

1400 Central Avenue, St. Petersburg, Florida

Officers

J. E. BROOKS, *President*

A. V. WEAVER, *Vice-President* OTTO L. WEAVER, *Secretary-Treasurer*
L. C. SHAW, *Assistant Secretary and Assistant Treasurer*

Directors

J. E. BROOKS L. C. SHAW A. D. WEAVER
A. V. LAUGHNER A. V. WEAVER
GLENN E. LOUGHRIDGE OTTO L. WEAVER

SANFORD - ORLANDO KENNEL CLUB, INC.

Longwood, Florida

Officers

MRS. KATHERINE M. NICHOLS, *President*

MISS MARY M. KELLY, *Vice-President* MR. R. C. WILLIAMSON, *Secretary*
MRS. JAMES DAVEY, *Treasurer*

Directors

MRS. JAMES DAVEY MISS MARY M. KELLY MRS. KATHERINE M. NICHOLS

SARASOTA KENNEL CLUB, INC.

5400 Bradenton Road, Sarasota, Florida

Officers

GUSTAVE V. WIDEN, *President*

C. E. NEWMAN, *Vice-President* JERRY COLLINS, *Secretary-Treasurer*

Directors

JERRY COLLINS C. E. NEWMAN GUSTAVE V. WIDEN

VOLUSIA COUNTY KENNEL CLUB, INC

P. O. Box 2360, Daytona Beach, Florida

Officers

L. M. KIRKPATRICK, *Chairman of the Board*

H. E. TOOKE, JR., *President*

W. L. KIRKPATRICK, *Vice-President*

R. H. COFFMAN, *General Manager and Secretary-Treasurer*

Directors

R. H. COFFMAN
W. L. KIRKPATRICK

L. M. KIRKPATRICK
H. E. TOOKE, JR.

WASHINGTON COUNTY KENNEL CLUB, INC.

Route 79, Ebro, Florida

Officers

A. L. DUNN, *President*

STRATTON DEMETREE, *Secretary*

THOS. D. TRULIS, *Vice-President and Treasurer*

Directors

STRATTON DEMETREE
A. L. DUNN

HARRY EDWARDS
M. S. HUGGINS

TOM D. TRULIS
EULESS WATFORD

WEST FLAGLER KENNEL CLUB, INC.

605 Biscayne Boulevard, Miami 36, Florida

Officers

I. HECHT, JR., *President*

LAURENCE S. LEVENSON, *Vice-President*

JACK COOPER, *Vice-President*

SIDNEY LEFCOURT, *Secretary-Treasurer*

Directors

JACK COOPER
GUS FEUER
ROBERT J. GORDON

SAMUEL GORDON
STUART GORDON
LOUIS GROSSMAN

I. HECHT, JR.
SIDNEY LEFCOURT
LAURENCE S. LEVENSON

Jai-Alai:

FRONTON EXHIBITION COMPANY, INC.

3500 N. W. 37th Avenue, Miami, Florida

Officers

GEORGE A. WORLEY, *Chairman of the Board and Secretary*

RICHARD I. BERENSON, *President*

BENJAMIN A. TRUSTMAN,

SAMUEL PINANSKI, *Vice-President Assistant Secretary and Assistant Treasurer*

JOSEPH WEINBERG, *Treasurer*

Directors

RICHARD I. BERENSON
REUBEN B. GRYZMISH

SAMUEL PINANSKI

JOSEPH WEINBERG
GEORGE A. WORLEY

THE FRONTON, INC.
P. O. Box 1350, West Palm Beach, Florida

Officers

CARLOS M. FERRETTI, *President*
ARTHUR W. SILVESTER, *Executive Vice-President*
E. A. KETTEL, *Treasurer*
JAMES L. KIRKLAND, *Secretary*
EDUARDO RODRIGUEZ,
Assistant Secretary and Comptroller

Directors

CARLOS M. FERRETTI
EDUARDO HERNANDEZ
JAMES L. KIRKLAND
WILLIAM LORD
ARCHIBALD MCNEIL
EDUARDO RODRIGUEZ
ARTHUR W. SILVESTER

GANDY OPERATING COMPANY, INC.
5125 South Dale Mabry Boulevard, Tampa, Florida

Officers

FRANK J. KRAEMER, *President*
BERNARD I. BINDER, *Vice-President*
BERNARD CHAUNCEY, *Secretary*
THOMAS C. KRAEMER, *Assistant Secretary*
J. LOUIS SUMNER, *Treasurer*

Directors

BERNARD I. BINDER
BERNARD CHAUNCEY
FRANK J. KRAEMER
CHARLES MAUSER
J. LOUIS SUMNER

MONRO OPERATING COMPANY, INC.
P. O. Box 625, Dania, Florida

Officers

R. A. MCANDREWS, *President*
WILLIAM R. DAWES, *Secretary*
H. L. MANUSHAW, *Treasurer*

Directors

WM. R. DAWES
H. L. MANUSHAW
CYRIL G. MCANDREWS
R. A. MCANDREWS

VOLUSIA JAI-ALAI, INC.
P. O. Box 1468, Daytona Beach, Florida

Officers

VANCE SCHWARTZ,
Chairman of the Board of Directors and Executive Vice-President
ARTHUR SILVESTER, *President*
WILLIAM A. LORD, *Treasurer*
PHILIP BLANK, *Secretary*

Directors

PHILIP BLANK
WILLIAM A. LORD
VANCE SCHWARTZ
ARTHUR SILVESTER

ASSOCIATED OUTDOOR CLUBS, INC.

Dog Track — Tampa

90 Racing Days — October 30, 1958 to February 14, 1959, Incl. — 105 Performances

Pari-Mutuel Handle	\$8,433,730.00
Average Performance	80,320.98
Average Wager per Capita	44.13
(Based on Taxable Admissions)	

Total Paid Attendance	191,132
Average Paid Attendance per Performance	1,820

*Net Commission = 17% of P-M Handle, Less \$170.00
Track Allowance per Race*

STATE REVENUE

3/17 of Net Commission (Counties)	\$ 220,551.09
2/17 of Net Commission (Old Age Assistance)	147,034.06
2/17 of Net Commission (Counties)	147,034.06
25% of Total Breaks (Counties)	11,134.93
75% of Total Breaks (Old Age Assistance)	33,405.44
Admission Tax (Counties)	19,113.20
	<u>\$ 578,272.78</u>
Occupational Licenses (Counties)	2,416.50
Assumed Names (Counties)	40.00
Total State Revenue	<u>\$ 580,729.28</u>

TRACK REVENUE

1,082 Races @ \$170.00 Allowance per Race	\$ 183,940.00
10/17 of Net Commission	735,170.30
Total Track Revenue (10.90%)	<u>\$ 919,110.30</u>
Distributed to Public from P-M Handle (82.47%)	<u>\$6,955,433.12</u>
Distributed to Public for Minus Pool	8.28
Total Distributed to Public	<u>\$6,955,441.40</u>
Percentage of Daily Double to Total Pool	8.47%
Percentage of Quiniela to Total Pool	71.23%
Percentage of Breaks to Total Pool	0.53%

29

Pool Classification	Amount Wagered	\$5.00 Wagers		\$2.00 Wagers	
		Number	Amount	Number	Amount
Daily Double	\$ 714,510.00			357,255	\$ 714,510.00
Quiniela	6,006,932.00	92,586	\$ 462,930.00	2,772,001	5,544,002.00
Win	785,127.00	62,289	311,445.00	236,841	473,682.00
Place	500,205.00	30,425	152,125.00	174,040	348,080.00
Show	426,929.00	17,057	85,285.00	170,822	341,644.00
TOTAL	<u>\$8,433,730.00</u>	202,357	<u>\$1,011,785.00</u>	3,710,959	<u>\$7,421,918.00</u>

The Attendance of 1,137 and Pari-Mutuel Handle of \$51,874.00 for Scholarship Fund Day, January 8, 1959, not included in above.

The Attendance of 1,280 and Pari-Mutuel Handle of \$51,950.00 for Charity Day, January 29, 1959, not included in above.

(Closed December 24, 1958.)

See Exhibit "G" for listing of officers and directors.

BISCAYNE KENNEL CLUB, INC.

Dog Track — Miami

80 Racing Days — February 27, 1959 to June 2, 1959, Incl. — 80 Performances

Pari-Mutuel Handle	\$17,754,644.00
Average Performance	221,933.05
Average Wager per Capita	42.87
(Based on Taxable Admissions)	

Total Paid Attendance	414,176
Average Paid Attendance per Performance	5,177

*Net Commission = 17% of P-M Handle, Less \$170.00
Track Allowance per Race*

STATE REVENUE

3/17 of Net Commission (Counties)	\$ 507,349.32
2/17 of Net Commission (Old Age Assistance)	338,232.88
2/17 of Net Commission (Counties)	338,232.88
25% of Total Breaks (Counties)	27,761.08
75% of Total Breaks (Old Age Assistance)	83,284.46
Admission Tax (Counties)	43,439.89
	<u>\$ 1,338,300.51</u>
Occupational Licenses (Counties)	1,279.25
Assumed Names (Counties)	10.00
Total State Revenue	<u>\$ 1,339,589.76</u>

TRACK REVENUE

843 Races @ \$170.00 Allowance per Race	\$ 143,310.00
10/17 of Net Commission	1,691,164.40
Total Track Revenue (10.33%)	<u>\$ 1,834,474.40</u>
Distributed to Public from P-M Handle (82.38%)	<u>\$14,625,308.98</u>
Distributed to Public for Minus Pool	51.72
Total Distributed to Public	<u>\$14,625,360.70</u>
Percentage of Daily Double to Total Pool	5.69%
Percentage of Quiniela to Total Pool	70.39%
Percentage of Breaks to Total Pool	0.63%

30

Pool Classification	Amount Wagered	\$10.00 Wagers		\$5.00 Wagers		\$2.00 Wagers	
		Number	Amount	Number	Amount	Number	Amount
Daily Double	\$ 1,010,134.00	9,809	\$ 98,090.00			456,022	\$ 912,044.00
Quiniela	12,497,992.00	244,771	2,447,710.00			5,025,141	10,050,282.00
Win	2,203,048.00	80,876	808,760.00	65,980	\$329,900.00	532,194	1,064,388.00
Place	1,100,241.00	26,299	262,990.00	34,349	171,745.00	332,753	665,506.00
Show	943,229.00	17,869	178,690.00	22,369	111,845.00	326,347	652,694.00
TOTAL	\$17,754,644.00	379,624	\$3,796,240.00	122,698	\$613,490.00	6,672,457	\$13,344,914.00

The Attendance of 3,696 and Pari-Mutuel Handle of \$144,821.00 for Charity Day, March 25, 1959, not included in above.

The Attendance of 3,414 and Pari-Mutuel Handle of \$140,409.00 for Scholarship Fund Day, April 1, 1959, not included in above.

See Exhibit "G" for listing of officers and directors.

BONITA - FORT MYERS CORPORATION

Dog Track — Bonita Springs

90 Racing Days — January 2, 1959 to April 18, 1959, Incl. — 106 Performances

Pari-Mutuel Handle	\$1,849,616.00
Average Performance	17,449.21
Average Wager per Capita	30.88
(Based on Taxable Admissions)	

Total Paid Attendance	59,904
Average Paid Attendance per Performance	565

*Net Commission = 17% of P-M Handle, Less \$170.00
Track Allowance per Race*

STATE REVENUE

3/17 of Net Commission and Sliding Scale Rate (Counties)	\$ 16,179.69
2/17 of Net Commission and Sliding Scale Rate (Old Age Assistance)	10,786.46
2/17 of Net Commission (Counties)	5,826.46
25% of Total Breaks (Counties)	3,071.89
75% of Total Breaks (Old Age Assistance)	9,217.33
Admission Tax (Counties)	6,039.35
	\$ 51,121.18
Occupational Licenses (Counties)	1,106.25
Total State Revenue	\$ 52,227.43

TRACK REVENUE

337 Races @ \$170.00 per Race	\$ 57,290.00
10 Races — Commission less than \$170.00 per Race	1,513.00
745 Races on Sliding Scale Rate	193,706.81
10/17 of Net Commission	29,132.30
Total Track Revenue (15.22%)	\$ 281,642.11
Distributed to Public from P-M Handle (82.34%)	\$1,522,892.06
Distributed to Public for Minus Pool	3.34
Total Distributed to Public	\$1,522,895.40
Percentage of Daily Double to Total Pool	5.99%
Percentage of Quiniela to Total Pool	63.60%
Percentage of Breaks to Total Pool	0.66%

Pool Classification	Amount Wagered	\$5.00 Wagers		\$2.00 Wagers	
		Number	Amount	Number	Amount
Daily Double	\$ 110,668.00			55,334	\$ 110,668.00
Quiniela	1,176,408.00			588,204	1,176,408.00
Win	220,647.00	13,801	\$ 69,005.00	75,821	151,642.00
Place	167,268.00	8,162	40,810.00	63,229	126,458.00
Show	174,625.00	5,347	26,735.00	73,945	147,890.00
TOTAL	\$1,849,616.00	27,310	\$136,550.00	856,533	\$1,713,066.00

The Attendance of 628 and Pari-Mutuel Handle of \$17,670.00 for Charity Day, February 10, 1959, not included in above.

The Attendance of 525 and Pari-Mutuel Handle of \$16,162.00 for Scholarship Fund Day, March 10, 1959, not included in above.

See Exhibit "G" for listing of officers and directors.

BROWARD COUNTY KENNEL CLUB, INC.

Dog Track — Hollywood

90 Racing Days — December 16, 1958 to April 1, 1959, Incl. — 89 Performances

Pari-Mutuel Handle	\$15,863,863.00
Average Performance	178,245.65
Average Wager per Capita	39.13
(Based on Taxable Admissions)	

Total Paid Attendance	405,402
Average Paid Attendance per Performance	4,555

*Net Commission = 17% of P-M Handle, Less \$170.00
Track Allowance per Race*

STATE REVENUE

3/17 of Net Commission (Counties)	\$ 447,805.89
2/17 of Net Commission (Old Age Assistance)	298,537.26
2/17 of Net Commission (Counties)	298,537.26
25% of Total Breaks (Counties)	25,213.96
75% of Total Breaks (Old Age Assistance)	75,643.20
Admission Tax (Counties)	43,884.92
	<u>\$ 1,189,622.49</u>
Occupational Licenses (Counties)	3,202.75
Assumed Names (Counties)	70.00
Total State Revenue	<u>\$ 1,192,895.24</u>

TRACK REVENUE

937 Races @ \$170.00 Allowance per Race	\$ 159,290.00
10/17 of Net Commission	1,492,686.30
Total Track Revenue (10.41%)	<u>\$ 1,651,976.30</u>
Distributed to Public from P-M Handle (82.37%)	\$13,066,149.13
Distributed to Public for Minus Pool	236.17
Total Distributed to Public	<u>\$13,066,385.30</u>
Percentage of Daily Double to Total Pool	6.08%
Percentage of Quiniela to Total Pool	66.20%
Percentage of Breaks to Total Pool	0.64%

32

Pool Classification	Amount Wagered	\$10.00 Wagers		\$5.00 Wagers		\$2.00 Wagers		\$1.00 Wagers	
		Number	Amount	Number	Amount	Number	Amount	Number	Amount
Daily Double	\$ 964,858.00	9,030	\$ 90,300.00			437,279	\$ 874,558.00		
Quiniela	10,502,048.00	174,424	1,744,240.00			4,378,904	8,757,808.00		
Win	2,366,368.00	38,967	389,670.00	174,960	\$ 874,800.00	406,180	812,360.00	289,538	\$289,538.00
Place	1,096,330.00	13,408	134,080.00	63,974	319,870.00	176,421	352,842.00	289,538	289,538.00
Show	934,259.00	8,262	82,620.00	36,971	184,855.00	188,623	377,246.00	289,538	289,538.00
TOTAL	\$15,863,863.00	244,091	\$2,440,910.00	275,905	\$1,379,525.00	5,587,407	\$11,174,814.00	868,614	\$868,614.00

The Attendance of 2,997 and Pari-Mutuel Handle of \$102,038.00 for Scholarship Fund Day, December 31, 1958, not included in above.

The Attendance of 3,338 and Pari-Mutuel Handle of \$141,359.00 for Charity Day, March 27, 1959, not included in above.

(Closed December 26, 1958)

See Exhibit "G" for listing of officers and directors.

DAYTONA BEACH KENNEL CLUB, INC*

Dog Track — Daytona Beach

27 Racing Days — May 29, 1959 to June 30, 1959, Incl. — 36 Performances

Pari-Mutuel Handle	\$2,863,871.00
Average Performance	79,551.97
Average Wager per Capita	41.16
(Based on Taxable Admissions)	

Total Paid Attendance	69,583
Average Paid Attendance per Performance	1,933

Net Commission = 17% of P-M Handle, Less \$170.00
Track Allowance per Race

STATE REVENUE

3/17 of Net Commission (Counties)	\$ 74,816.13
2/17 of Net Commission (Old Age Assistance)	49,877.42
2/17 of Net Commission (Counties)	49,877.42
25% of Total Breaks (Counties)	4,386.46
75% of Total Breaks (Old Age Assistance)	13,159.97
Admission Tax (Counties)	7,148.49
	<u>\$ 199,265.89</u>
Occupational Licenses (Counties)	340.00
Total State Revenue	<u>\$ 199,605.89</u>

TRACK REVENUE

370 Races @ \$170.00 Allowance per Race	\$ 62,900.00
10/17 of Net Commission	249,387.10
Total Track Revenue (10.90%)	<u>\$ 312,287.10</u>
Distributed to Public from P-M Handle (82.39%)	\$2,359,466.50
Distributed to Public for Minus Pool	4.10
Total Distributed to Public	<u>\$2,359,470.60</u>
Percentage of Daily Double to Total Pool	6.71%
Percentage of Quiniela to Total Pool	69.79%
Percentage of Breaks to Total Pool	0.61%

33

Pool Classification	Amount Wagered	\$5.00 Wagers		\$2.00 Wager	
		Number	Amount	Number	Amount
Daily Double	\$ 192,214.00			96,107	\$ 192,214.00
Quiniela	1,998,672.00			999,336	1,998,672.00
Win	303,796.00	25,610	\$128,050.00	87,873	175,746.00
Place	178,065.00	10,771	53,855.00	62,105	124,210.00
Show	191,124.00	8,260	41,300.00	74,912	149,824.00
TOTAL	<u>\$2,863,871.00</u>	44,641	\$223,205.00	1,320,333	<u>\$2,640,666.00</u>

The Attendance of 1,476 and Pari-Mutuel Handle of \$55,871.00 for Scholarship Fund Day, June 4, 1959, not included in above.

*Effective June 4, 1959, track operated under new management — formerly Volusia County Kennel Club, Inc.

See Exhibit "G" for listing of officers and directors.

FLORIDA GREYHOUND RACING, INC.*

Dog Track — Pensacola

20 Racing Days — June 5, 1959 to June 30, 1959, Incl. — 24 Performances

Pari-Mutuel Handle	\$913,647.00
Average Performance	38,068.63
Average Wager per Capita	33.07
(Based on Taxable Admissions)	

Total Paid Attendance	27,622
Average Paid Attendance per Performance	1,151

Net Commission = 17% of P-M Handle, Less \$170.00
Track Allowance per Race

STATE REVENUE

3/17 of Net Commission (Counties)	\$ 19,969.41
2/17 of Net Commission (Old Age Assistance)	13,312.94
2/17 of Net Commission (Counties)	13,312.94
25% of Total Breaks (Counties)	1,665.32
75% of Total Breaks (Old Age Assistance)	4,996.37
Admission Tax (Counties)	2,762.20
	<u>\$ 56,019.18</u>
Occupational Licenses (Counties)	293.25
Total State Revenue	<u>\$ 56,312.43</u>

TRACK REVENUE

248 Races @ \$170.00 Allowance per Race	\$ 42,160.00
10/17 of Net Commission	66,564.70
Total Track Revenue (11.90%)	<u>\$108,724.70</u>
Distributed to Public from P-M Handle (82.27%)	\$751,665.32
Distributed to Public for Minus Pool	134.58
Total Distributed to Public	<u>\$751,799.90</u>
Percentage of Daily Double to Total Pool	5.40%
Percentage of Quiniela to Total Pool	68.74%
Percentage of Breaks to Total Pool	0.73%

34

Pool Classification	Amount Wagered	\$5.00 Wagers		\$2.00 Wagers	
		Number	Amount	Number	Amount
Daily Double	\$ 49,380.00			24,690	\$ 49,380.00
Quiniela	628,036.00			314,018	628,036.00
Win	97,822.00	6,154	\$30,770.00	33,526	67,052.00
Place	63,189.00	1,769	8,845.00	27,172	54,344.00
Show	75,220.00	1,656	8,280.00	33,470	66,940.00
TOTAL	\$913,647.00	9,579	\$47,895.00	432,876	\$865,752.00

The Attendance of 825 and Pari-Mutuel Handle of \$30,229.00 for Scholarship Fund Day, June 24, 1959, not included in above.

The Attendance of 1,037 and Pari-Mutuel Handle of \$32,649.00 for Charity Day, June 23, 1959, not included in above.

*Effective June 5, 1959, track operated under new management — formerly Pensacola Kennel Club, Inc.

See Exhibit "G" for listing of officers and directors.

JACKSONVILLE KENNEL CLUB, INC.

Dog Track — Jacksonville

90 Racing Days — December 25, 1958 to April 11, 1959, Incl. — 93 Performances

Pari-Mutuel Handle	\$4,786,455.00
Average Performance	51,467.26
Average Wager per Capita	44.69
(Based on Taxable Admissions)	

Total Paid Attendance	107,101
Average Paid Attendance per Performance	1,151
<i>Net Commission = 17% of P-M Handle, Less \$170.00 Track Allowance per Race</i>	

STATE REVENUE

3/17 of Net Commission (Counties)	\$ 114,733.65
2/17 of Net Commission (Old Age Assistance)	76,489.10
2/17 of Net Commission (Counties)	76,489.10
25% of Total Breaks (Counties)	6,249.81
75% of Total Breaks (Old Age Assistance)	18,750.86
Admission Tax (Counties)	10,710.10
	\$ 303,422.62
Occupational Licenses (Counties)	159.00
Total State Revenue	\$ 303,581.62

TRACK REVENUE

962 Races @ \$170.00 Allowance per Race	\$ 163,540.00
10/17 of Net Commission	382,445.50
Total Track Revenue (11.41%)	\$ 545,985.50
Distributed to Public from P-M Handle (82.48%)	\$3,947,756.98
Distributed to Public for Minus Pool	25.12
Total Distributed to Public	\$3,947,782.10
Percentage of Daily Double to Total Pool	8.20%
Percentage of Quiniela to Total Pool	73.65%
Percentage of Breaks to Total Pool	0.52%

Pool Classification	Amount Wagered	\$5.00 Wagers		\$2.00 Wagers	
		Number	Amount	Number	Amount
Daily Double	\$ 392,386.00			196,193	\$ 392,386.00
Quiniela	3,525,389.00	57,643	\$288,215.00	1,618,587	3,237,174.00
Win	380,149.00	24,849	124,245.00	127,952	255,904.00
Place	251,831.00	11,553	57,765.00	97,033	194,066.00
Show	236,700.00	7,108	35,540.00	100,580	201,160.00
TOTAL	\$4,786,455.00	101,153	\$505,765.00	2,140,345	\$4,280,690.00

The Attendance of 996 and Pari-Mutuel Handle of \$41,553.00 for Scholarship Fund Day, January 14, 1959, not included in above.
 The Attendance of 956 and Pari-Mutuel Handle of \$43,273.00 for Charity Day, January 28, 1959, not included in above.
 (Closed March 27, 1959)

See Exhibit "G" for listing of officers and directors.

JEFFERSON COUNTY KENNEL CLUB, INC.

Dog Track — Monticello

16 Racing Days — June 12, 1959 to June 30, 1959, Incl. — 16 Performances

Pari-Mutuel Handle	\$248,826.00
Average Performance	15,551.63
Average Wager per Capita	26.68
(Based on Taxable Admissions)	

Total Paid Attendance	9,328
Average Paid Attendance per Performance	583

Net Commission = 17% of P-M Handle, Less \$170.00
Track Allowance per Race

STATE REVENUE

3/17 of Net Commission and Sliding Scale Rate (Counties)	\$ 2,451.18
2/17 of Net Commission and Sliding Scale Rate (Old Age Assistance)	1,634.12
2/17 of Net Commission (Counties)	714.12
25% of Total Breaks (Counties)	542.40
75% of Total Breaks (Old Age Assistance)	1,627.46
Admission Tax (Counties)	938.50
	<u>\$ 7,907.78</u>
Assumed Names	10.00
Total State Revenue	<u>\$ 7,917.78</u>

TRACK REVENUE

22 Races @ \$170.00 Allowance per Race	\$ 3,740.00
10/17 of Net Commission	3,570.60
144 Races on Sliding Scale Rate	\$ 30,190.40
Total Track Revenue (15.07%)	<u>\$ 37,501.00</u>
Distributed to Public from P-M Handle (82.13%)	\$204,355.72
Distributed to Public for Minus Pool	6.08
Total Distributed to Public	<u>\$204,361.80</u>
Percentage of Daily Double to Total Pool	4.82%
Percentage of Quiniela to Total Pool	53.95%
Percentage of Breaks to Total Pool	0.87%

36

Pool Classification	Amount Wagered	\$5.00 Wagers		\$2.00 Wagers	
		Number	Amount	Number	Amount
Daily Double	\$ 11,998.00			5,999	\$ 11,998.00
Quiniela	134,246.00			67,123	134,246.00
Win	42,155.00	1,541	\$ 7,705.00	17,225	34,450.00
Place	26,704.00	732	3,660.00	11,522	23,044.00
Show	33,723.00	659	3,295.00	15,214	30,428.00
TOTAL	\$248,826.00	2,932	\$14,660.00	117,083	\$234,166.00

See Exhibit "G" for listing of officers and directors.

KEY WEST KENNEL CLUB, INC.

Dog Track — Key West

80 Racing Days — December 26, 1958 to March 28, 1959, Incl. — 80 Performances

Pari-Mutuel Handle	\$1,261,617.00
Average Performance	15,770.21
Average Wager per Capita	29.72
(Based on Taxable Admissions)	

Total Paid Attendance	42,448
Average Paid Attendance per Performance	531

*Net Commission = 17% of P-M Handle, Less \$170.00
Track Allowance per Race*

STATE REVENUE

3/17 of Net Commission and Sliding Scale Rate (Counties)	\$ 8,261.04
2/17 of Net Commission and Sliding Scale Rate (Old Age Assistance)	5,507.36
2/17 of Net Commission (Counties)	447.36
25% of Total Breaks (Counties)	2,285.39
75% of Total Breaks (Old Age Assistance)	6,857.40
Admission Tax (Counties)	4,245.45
	\$ 27,604.00
Occupational Licenses (Counties)	670.75
Assumed Names (Counties)	10.00
Total State Revenue	\$ 28,284.75

TRACK REVENUE

11 Races @ \$170.00 per Race	\$ 1,870.00
827 Races on Sliding Scale Race	196,152.33
10/17 of Net Commission	2,236.80
Total Track Revenue (15.87%)	\$ 200,259.13
Distributed to Public from P-M Handle (82.28%)	\$1,037,999.32
Distributed to Public for Minus Pool	23.68
Total Distributed to Public	\$1,038,023.00
Percentage of Daily Double to Total Pool	6.93%
Percentage of Quiniela to Total Pool	65.28%
Percentage of Breaks to Total Pool	0.72%

37

Pool Classification	Amount Wagered	\$5.00 Wagers		\$2.00 Wagers	
		Number	Amount	Number	Amount
Daily Double	\$ 87,406.00			43,703	\$ 87,406.00
Quiniela	823,554.00			411,777	823,554.00
Win	132,504.00	7,200	\$36,000.00	48,252	96,504.00
Place	106,807.00	3,863	19,315.00	43,746	87,492.00
Show	111,346.00	2,568	12,840.00	49,253	98,506.00
TOTAL	\$1,261,617.00	13,631	\$68,155.00	596,731	\$1,193,462.00

See Exhibit "G" for listing of officers and directors.

MIAMI BEACH KENNEL CLUB, INC.

Dog Track — Miami Beach

90 Racing Days — December 31, 1958 to April 16, 1959, Incl. — 90 Performances

Pari-Mutuel Handle	\$12,520,646.00
Average Performance	139,118.29
Average Wager per Capita	39.04
(Based on Taxable Admissions)	

Total Paid Attendance	320,749
Average Paid Attendance per Performance	3,564
<i>Net Commission = 17% of P-M Handle, Less \$170.00</i>	
<i>Track Allowance per Race</i>	

STATE REVENUE

3/17 of Net Commission (Counties)	\$ 347,509.38
2/17 of Net Commission (Old Age Assistance)	231,672.92
2/17 of Net Commission (Counties)	231,672.92
25% of Total Breaks (Counties)	16,967.02
75% of Total Breaks (Old Age Assistance)	50,902.14
Admission Tax (Counties)	35,195.81
	<u>\$ 913,920.19</u>
Occupational Licenses (Counties)	2,061.50
Assumed Names (Counties)	20.00
Total State Revenue	<u>\$ 916,001.69</u>

TRACK REVENUE

937 Races @ \$170.00 Allowance per Race	\$ 159,290.00
10/17 of Net Commission	1,158,364.60
Total Track Revenue (10.52%)	<u>\$ 1,317,654.60</u>
Distributed to Public from P-M Handle (82.46%)	<u>\$10,324,267.02</u>
Distributed to Public for Minus Pool	14.78
Total Distributed to Public	<u>\$10,324,281.80</u>
Percentage of Daily Double to Total Pool	5.82%
Percentage of Quiniela to Total Pool	71.15%
Percentage of Breaks to Total Pool	0.54%

38

Pool Classification	Amount Wagered	\$10.00 Wagers		\$5.00 Wagers		\$2.00 Wagers	
		Number	Amount	Number	Amount	Number	Amount
Daily Double	\$ 728,666.00					364,333	\$ 728,666.00
Quiniela	8,908,804.00	110,441	\$1,104,410.00			3,902,197	7,804,394.00
Win	1,583,295.00			164,571	\$ 822,855.00	380,220	760,440.00
Place	737,507.00			58,367	291,835.00	222,836	445,672.00
Show	562,374.00			33,744	168,720.00	196,827	393,654.00
TOTAL	\$12,520,646.00	110,441	\$1,104,410.00	256,682	\$1,283,410.00	5,066,413	\$10,132,826.00

The Attendance of 2,562 and Pari-Mutuel Handle of \$96,780.00 for Scholarship Fund Day, April 7, 1959, not included in above.
 The Attendance of 2,533 and Pari-Mutuel Handle of \$97,681.00 for Charity Day, April 9, 1959, not included in above.

See Exhibit "G" for listing of officers and directors.

ORANGE PARK KENNEL CLUB, INC.

Dog Track — Orange Park

46 Racing Days — October 4, 1958 to November 29, 1958, Incl. — 46 Performances

Pari-Mutuel Handle	\$2,362,335.00
Average Performance	51,355.11
Average Wager per Capita (Based on Taxable Admissions)	48.09

Total Paid Attendance	49,123
Average Paid Attendance per Performance	1,068

Net Commission = 17% of P-M Handle, Less \$170.00
Track Allowance per Race

STATE REVENUE

3/17 of Net Commission (Counties)	\$ 56,560.05
2/17 of Net Commission (Old Age Assistance)	37,706.70
2/17 of Net Commission (Counties)	37,706.70
25% of Total Breaks (Counties)	3,458.08
75% of Total Breaks (Old Age Assistance)	10,374.96
Admission Tax (Counties)	4,912.30
	<u>\$ 150,718.79</u>
Occupational Licenses (Counties)	851.75
Assumed Names (Counties)	40.00
Total State Revenue	<u>\$ 151,610.54</u>

TRACK REVENUE

477 Races @ \$170.00 Allowance per Race	\$ 81,090.00
10/17 of Net Commission	188,533.50
Total Track Revenue (11.41%)	<u>\$ 269,623.50</u>
Distributed to Public from P-M Handle (82.42%)	<u>\$1,946,905.01</u>
Distributed to Public for Minus Pool	80.39
Total Distributed to Public	<u>\$1,946,985.40</u>
Percentage of Daily Double to Total Pool	7.55%
Percentage of Quiniela to Total Pool	71.30%
Percentage of Breaks to Total Pool	0.59%

39

Pool Classification	Amount Wagered	\$5.00 Wagers		\$2.00 Wagers	
		Number	Amount	Number	Amount
Daily Double	\$ 178,346.00			89,173	\$ 178,346.00
Quiniela	1,684,362.00	33,970	\$169,850.00	757,256	1,514,512.00
Win	229,484.00	15,808	79,040.00	75,222	150,444.00
Place	140,864.00	7,056	35,280.00	52,792	105,584.00
Show	129,279.00	4,169	20,845.00	54,217	108,434.00
TOTAL	\$2,362,335.00	61,003	\$305,015.00	1,028,660	\$2,057,320.00

The Attendance of 727 and Pari-Mutuel Handle of \$40,315.00 for Scholarship Fund Day, November 5, 1958, not included in above.
The Attendance of 838 and Pari-Mutuel Handle of \$42,935.00 for Charity Day, November 12, 1958, not included in above.
(Closed November 19, 1958)

See Exhibit "G" for listing of officers and directors.

ORANGE PARK KENNEL CLUB, INC.

Dog Track — Orange Park

44 Racing Days — April 13, 1959 to June 3, 1959, Incl. — 47 Performances

Pari-Mutuel Handle	\$2,155,430.00
Average Performance	45,860.21
Average Wager per Capita	49.30
(Based on Taxable Admissions)	

Total Paid Attendance	43,722
Average Paid Attendance per Performance	930

Net Commission = 17% of P-M Handle, Less \$170.00
Track Allowance per Race

STATE REVENUE

3/17 of Net Commission (Counties)	\$ 50,082.90
2/17 of Net Commission (Old Age Assistance)	33,388.60
2/17 of Net Commission (Counties)	33,388.60
25% of Total Breaks (Counties)	2,710.07
75% of Total Breaks (Old Age Assistance)	8,130.94
Admission Tax (Counties)	4,372.20
	<u>\$ 132,073.31</u>
Occupational Licenses (Counties)	24.75
Total State Revenue	<u>\$ 132,098.06</u>

TRACK REVENUE

486 Races @ \$170.00 Allowance per Race	\$ 82,620.00
10/17 of Net Commission	166,943.00
Total Track Revenue (11.58%)	<u>\$ 249,563.00</u>
Distributed to Public from P-M Handle (82.50%)	1,778,165.89
Distributed to Public for Minus Pool	16.31
Total Distributed to Public	<u>\$1,778,182.20</u>
Percentage of Daily Double to Total Pool	7.89%
Percentage of Quiniela to Total Pool	73.97%
Percentage of Breaks to Total Pool	0.50%

40

Pool Classification	Amount Wagered	\$5.00 Wagers		\$2.00 Wagers	
		Number	Amount	Number	Amount
Daily Double	\$ 170,160.00			85,080	\$ 170,160.00
Quiniela	1,594,411.00	26,765	\$133,825.00	730,293	1,460,586.00
Win	165,358.00	9,126	45,630.00	59,864	119,728.00
Place	116,344.00	4,848	24,240.00	46,052	92,104.00
Show	109,157.00	2,687	13,435.00	47,861	95,722.00
TOTAL	\$2,155,430.00	43,426	\$217,130.00	969,150	\$1,938,300.00

(Closed May 20, 1959)

See Exhibit "G" for listing of officers and directors.

PALM BEACH KENNEL CLUB, INC.

Dog Track — Palm Beach

90 Racing Rays — January 2, 1959 to April 21, 1959, Incl. — 90 Performances

Pari-Mutuel Handle	\$7,816,785.00
Average Performance	86,853.17
Average Wager per Capita	42.32
(Based on Taxable Admissions)	

Total Paid Attendance	184,699
Average Paid Attendance per Performance	2,052

Net Commission = 17% of P-M Handle, Less \$170.00
Track Allowance per Race

STATE REVENUE

3/17 of Net Commission (Counties)	\$ 206,513.55
2/17 of Net Commission (Old Age Assistance)	137,675.70
2/17 of Net Commission (Counties)	137,675.70
25% of Total Breaks (Counties)	11,244.52
75% of Total Breaks (Old Age Assistance)	33,734.75
Admission Tax (Counties)	18,718.57
	<u>\$ 545,562.79</u>
Occupational Licenses (Counties)	1,399.25
Assumed Names (Counties)	20.00
Total State Revenue	<u>\$ 546,982.04</u>

TRACK REVENUE

933 Races @ \$170.00 Allowance per Race	\$ 158,610.00
10/17 of Net Commission	688,378.50
Total Track Revenue (10.84%)	<u>\$ 846,988.50</u>
Distributed to Public from P-M Handle (82.42%)	\$6,442,952.28
Distributed to Public for Minus Pool52
Total Distributed to Public	<u>\$6,442,952.80</u>
Percentage of Daily Double to Total Pool	10.21%
Percentage of Quiniela to Total Pool	67.16%
Percentage of Breaks to Total Pool	0.58%

41

Pool Classification	Amount Wagered	\$5.00 Wagers		\$2.00 Wagers	
		Number	Amount	Number	Amount
Daily Double	\$ 798,450.00			399,225	\$ 798,450.00
Quiniela	5,249,970.00			2,624,985	5,249,970.00
Win	816,491.00	67,619	\$338,095.00	239,198	478,396.00
Place	501,442.00	31,906	159,530.00	170,956	341,912.00
Show	450,432.00	19,400	97,000.00	176,716	353,432.00
TOTAL	\$7,816,785.00	118,925	\$594,625.00	3,611,080	\$7,222,160.00

The Attendance of 1,447 and Pari-Mutuel Handle of \$57,490.00 for Charity Fund Day, January 6, 1959, not included in above.
The Attendance of 1,597 and Pari-Mutuel Handle of \$74,065.00 for Scholarship Fund Day, April 2, 1959, not included in above.
(Closed March 19 and 27, 1959)

See Exhibit "G" for listing of officers and directors.

PENSACOLA KENNEL CLUB, INC.

Dog Track — Pensacola

65 Racing Days — July 1, 1958 to September 15, 1958, Incl. — 79 Performances

Pari-Mutuel Handle	\$3,128,826.00
Average Performance	39,605.39
Average Wager per Capita	41.42
(Based on Taxable Admissions)	

Total Paid Attendance	75,544
Average Paid Attendance per Performance	956

Net Commission = 17% of P-M Handle, Less \$170.00
Track Allowance per Race

STATE REVENUE

3/17 of Net Commission (Counties)	\$ 69,444.78
2/17 of Net Commission (Old Age Assistance)	46,296.52
2/17 of Net Commission (Counties)	46,296.52
25% of Total Breaks (Counties)	4,705.83
75% of Total Breaks (Old Age Assistance)	14,117.67
Admission Tax (Counties)	7,554.40
	<u>\$ 188,415.72</u>
Occupational Licenses (Counties)	1,644.50
Assumed Names (Counties)	40.00
Total State Revenue	<u>\$ 190,100.22</u>

TRACK REVENUE

814 Races @ \$170.00 Allowance per Race	\$ 138,380.00
10/17 of Net Commission	231,482.60
Total Track Revenue (11.82%)	<u>\$ 369,862.60</u>
Distributed to Public from P-M Handle (82.40%)	\$2,578,102.08
Distributed to Public for Minus Pool	7.02
Total Distributed to Public	<u>\$2,578,109.10</u>
Percentage of Daily Double to Total Pool	5.71%
Percentage of Quiniela to Total Pool	72.11%
Percentage of Breaks to Total Pool	0.60%

42

Pool Classification	Amount Wagered	\$5.00 Wagers		\$2.00 Wagers	
		Number	Amount	Number	Amount
Daily Double	\$ 178,542.00			89,271	\$ 178,542.00
Quiniela	2,256,068.00			1,128,034	2,256,068.00
Win	265,393.00	13,865	\$ 69,325.00	98,034	196,068.00
Place	188,048.00	4,374	21,870.00	83,089	166,178.00
Show	240,775.00	3,607	18,035.00	111,370	222,740.00
TOTAL	\$3,128,826.00	21,846	\$109,230.00	1,509,798	\$3,019,569.00

(Closed September 2, 1958)

See Exhibit "G" for listing of officers and directors.

SANFORD-ORLANDO KENNEL CLUB, INC.

Dog Track — Longwood

90 Racing Days — December 13, 1958 to March 30, 1959, Incl. — 133 Performances

Pari-Mutuel Handle	\$7,331,474.00
Average Performance	55,123.86
Average Wager per Capita	48.56
(Based on Taxable Admissions)	

Total Paid Attendance	150,986
Average Paid Attendance per Performance	1,135

*Net Commission = 17% of P-M Handle, Less \$170.00
Track Allowance per Race*

STATE REVENUE

3/17 of Net Commission (Counties)	\$ 179,084.22
2/17 of Net Commission (Old Age Assistance)	119,389.48
2/17 of Net Commission (Counties)	119,389.48
25% of Total Breaks (Counties)	11,644.93
75% of Total Breaks (Old Age Assistance)	34,936.77
Admission Tax (Counties)	16,048.92
	\$ 480,493.80
Occupational Licenses (Counties)	1,639.25
Assumed Names (Counties)	20.00
Total State Revenue	\$ 482,153.05

TRACK REVENUE

1,362 Races @ \$170.00 Allowance per Race	\$ 231,540.00
10/17 of Net Commission	596,947.40
Total Track Revenue (11.30%)	\$ 828,487.40
Distributed to Public from P-M Handle (82.36%)	\$6,038,541.72
Distributed to Public from Minus Pool	118.78
Total Distributed to Public	\$6,038,660.50
Percentage of Daily Double to Total Pool	7.08%
Percentage of Quiniela to Total Pool	68.63%
Percentage of Breaks to Total Pool	0.64%

43

Pool Classification	Amount Wagered	\$5.00 Wagers		\$2.00 Wagers	
		Number	Amount	Number	Amount
Daily Double	\$ 519,274.00			259,637	\$ 519,274.00
Quiniela	5,031,854.00			2,515,927	5,031,854.00
Win	819,714.00	53,628	\$268,140.00	275,787	551,574.00
Place	497,122.00	26,880	134,400.00	181,361	362,722.00
Show	463,510.00	17,368	86,840.00	188,335	376,670.00
TOTAL	\$7,331,474.00	97,876	\$489,380.00	3,421,047	\$6,842,094.00

The Attendance of 1,052 and Pari-Mutuel Handle of \$44,167.00 for Scholarship Fund Day, December 23, 1958, not included in above.

The Attendance of 1,210 and Pari-Mutuel Handle of \$48,209.00 for Charity Day, January 15, 1959, not included in above.

See Exhibit "G" for listing of officers and directors.

PENSACOLA KENNEL CLUB, INC.

Dog Track — Pensacola

65 Racing Days — July 1, 1958 to September 15, 1958, Incl. — 79 Performances

Pari-Mutuel Handle	\$3,128,826.00
Average Performance	39,605.39
Average Wager per Capita	41.42
(Based on Taxable Admissions)	

Total Paid Attendance	75,544
Average Paid Attendance per Performance	956

Net Commission = 17% of P-M Handle, Less \$170.00
Track Allowance per Race

STATE REVENUE

3/17 of Net Commission (Counties)	\$ 69,444.78
2/17 of Net Commission (Old Age Assistance)	46,296.52
2/17 of Net Commission (Counties)	46,296.52
25% of Total Breaks (Counties)	4,705.83
75% of Total Breaks (Old Age Assistance)	14,117.67
Admission Tax (Counties)	7,554.40
	<u>\$ 188,415.72</u>
Occupational Licenses (Counties)	1,644.50
Assumed Names (Counties)	40.00
Total State Revenue	<u>\$ 190,100.22</u>

TRACK REVENUE

814 Races @ \$170.00 Allowance per Race	\$ 138,380.00
10/17 of Net Commission	231,482.60
Total Track Revenue (11.82%)	<u>\$ 369,862.60</u>
Distributed to Public from P-M Handle (82.40%)	<u>\$2,578,102.08</u>
Distributed to Public for Minus Pool	7.02
Total Distributed to Public	<u>\$2,578,109.10</u>
Percentage of Daily Double to Total Pool	5.71%
Percentage of Quiniela to Total Pool	72.11%
Percentage of Breaks to Total Pool	0.60%

42

Pool Classification	Amount Wagered	\$5.00 Wagers		\$2.00 Wagers	
		Number	Amount	Number	Amount
Daily Double	\$ 178,542.00			89,271	\$ 178,542.00
Quiniela	2,256,068.00			1,128,034	2,256,068.00
Win	265,393.00	13,865	\$ 69,325.00	98,034	196,068.00
Place	188,048.00	4,374	21,870.00	83,089	166,178.00
Show	240,775.00	3,607	18,035.00	111,370	222,740.00
TOTAL	\$3,128,826.00	21,846	\$109,230.00	1,509,798	\$3,019,569.00

(Closed September 2, 1958)

See Exhibit "G" for listing of officers and directors.

SANFORD-ORLANDO KENNEL CLUB, INC.

Dog Track — Longwood

90 Racing Days — December 13, 1958 to March 30, 1959, Incl. — 133 Performances

Pari-Mutuel Handle	\$7,331,474.00
Average Performance	55,123.86
Average Wager per Capita	48.56
(Based on Taxable Admissions)	

Total Paid Attendance	150,986
Average Paid Attendance per Performance	1,135

*Net Commission = 17% of P-M Handle, Less \$170.00
Track Allowance per Race*

STATE REVENUE

3/17 of Net Commission (Counties)	\$ 179,084.22
2/17 of Net Commission (Old Age Assistance)	119,389.48
2/17 of Net Commission (Counties)	119,389.48
25% of Total Breaks (Counties)	11,644.93
75% of Total Breaks (Old Age Assistance)	34,936.77
Admission Tax (Counties)	16,048.92
	<u>\$ 480,493.80</u>
Occupational Licenses (Counties)	1,639.25
Assumed Names (Counties)	20.00
Total State Revenue	<u>\$ 482,153.05</u>

TRACK REVENUE

1,362 Races @ \$170.00 Allowance per Race	\$ 231,540.00
10/17 of Net Commission	596,947.40
Total Track Revenue (11.30%)	<u>\$ 828,487.40</u>
Distributed to Public from P-M Handle (82.36%)	\$6,038,541.72
Distributed to Public from Minus Pool	118.78
Total Distributed to Public	<u>\$6,038,660.50</u>
Percentage of Daily Double to Total Pool	7.08%
Percentage of Quiniela to Total Pool	68.63%
Percentage of Breaks to Total Pool	0.64%

43

Pool Classification	Amount Wagered	\$5.00 Wagers		\$2.00 Wagers	
		Number	Amount	Number	Amount
Daily Double	\$ 519,274.00			259,637	\$ 519,274.00
Quiniela	5,031,854.00			2,515,927	5,031,854.00
Win	819,714.00	53,628	\$268,140.00	275,787	551,574.00
Place	497,122.00	26,880	134,400.00	181,361	362,722.00
Show	463,510.00	17,368	86,840.00	188,355	376,670.00
TOTAL	\$7,331,474.00	97,876	\$489,380.00	3,421,047	\$6,842,094.00

The Attendance of 1,052 and Pari-Mutuel Handle of \$44,167.00 for Scholarship Fund Day, December 23, 1958, not included in above.
The Attendance of 1,210 and Pari-Mutuel Handle of \$48,209.00 for Charity Day, January 15, 1959, not included in above.

See Exhibit "G" for listing of officers and directors.

SARASOTA KENNEL CLUB, INC.

Dog Track — Sarasota

90 Racing Days — February 16, 1959 to June 2, 1959, Incl. — 128 Performances

Pari-Mutuel Handle\$6,472,296.00
 Average Performance 50,564.81
 Average Wager per Capita 43.55

(Based on Taxable Admissions)

Total Paid Attendance 148,624
 Average Paid Attendance per Performance 1,161

*Net Commission = 17% of P-M Handle, Less \$170.00
 Track Allowance per Race*

STATE REVENUE

3/17 of Net Commission and Sliding Scale Rate
 (Counties)\$ 154,331.34
 2/17 of Net Commission and Sliding Scale Rate
 (Old Age Assistance) 102,887.56
 2/17 of Net Commission (Counties) 102,647.56
 25% of Total Breaks (Counties) 9,308.91
 75% of Total Breaks (Old Age Assistance) 27,927.44
 Admission Tax (Counties) 15,290.20
\$ 412,393.01
 Occupational Licenses (Counties) 889.25
 Total State Revenue\$ 413,282.26

TRACK REVENUE

1,295 Races @ \$170.00 Allowance per Race\$ 220,150.00
 20 Races on Sliding Scale Rate 7,036.06
 10/17 of Net Commission 513,237.80
 Total Track Revenue (11.44%)\$ 740,423.86
 Distributed to Public from P-M Handle (82.42%)\$5,334,769.33
 Distributed to Public for Minus Pool 166.07
 Total Distributed to Public\$5,334,935.40
 Percentage of Daily Double to Total Pool 7.37%
 Percentage of Quiniela to Total Pool 70.58%
 Percentage of Breaks to Total Pool 0.58%

44

Pool Classification	Amount Wagered	\$5.00 Wagers		\$2.00 Wagers	
		Number	Amount	Number	Amount
Daily Double.....	\$ 476,668.00			238,334	\$ 476,668.00
Quiniela.....	4,568,279.00	69,327	\$346,635.00	2,110,822	4,221,644.00
Win.....	612,279.00	29,931	149,655.00	231,312	462,624.00
Place.....	426,391.00	16,011	80,055.00	173,168	346,336.00
Show.....	388,679.00	10,301	51,505.00	168,587	337,174.00
TOTAL.....	\$6,472,296.00	125,570	\$627,850.00	2,922,223	\$5,844,446.00

The Attendance of 1,221 and Pari-Mutuel Handle of \$39,750.00 for Scholarship Fund Day, March 26, 1959, not included in above.
 The Attendance of 901 and Pari-Mutuel Handle of \$34,151.00 for Charity Day, April 9, 1959, not included in above.

See Exhibit "G" for listing of officers and directors.

ST PETERSBURG KENNEL CLUB, INC.

Dog Track — St. Petersburg

90 Racing Days — January 2, 1959 to April 18, 1959, Incl. — 122 Performances

Pari-Mutuel Handle	\$15,162,407.00
Average Performance	124,282.03
Average Wager per Capita	36.07
(Based on Taxable Admissions)	

Total Paid Attendance	420,347
Average Paid Attendance per Performance	3,445

*Net Commission = 17% of P-M Handle, Less \$170.00
Track Allowance per Race*

STATE REVENUE

3/17 of Net Commission (Counties)	\$ 418,302.21
2/17 of Net Commission (Old Age Assistance)	278,868.14
2/17 of Net Commission (Counties)	278,868.14
25% of Total Breaks (Counties)	23,130.30
75% of Total Breaks (Old Age Assistance)	69,392.69
Admission Tax (Counties)	43,098.71
	\$ 1,111,660.19
Occupational Licenses (Counties)	2,752.25
Assumed Names (Counties)	10.00
Total State Revenue	\$ 1,114,422.44

TRACK REVENUE

1,219 Races @ \$170.00 Allowance per Race	\$ 207,230.00
10/17 of Net Commission	1,394,340.70
Total Track Revenue (10.56%)	\$ 1,601,570.70
Distributed to Public from P-M Handle (82.39%)	\$12,492,274.82
Distributed to Public for Minus Pool	159.98
Total Distributed to Public	\$12,492,434.80
Percentage of Daily Double to Total Pool	8.74%
Percentage of Quiniela to Total Pool	68.51%
Percentage of Breaks to Total Pool	0.61%

45

Pool Classification	Amount Wagered	\$10.00 Wagers		\$5.00 Wagers		\$2.00 Wagers	
		Number	Amount	Number	Amount	Number	Amount
Daily Double.....	\$1,324,686.00					662,343	\$ 1,324,686.00
Quiniela.....	10,388,162.00	78,397	\$783,970.00			4,802,096	9,604,192.00
Win.....	1,486,637.00			94,871	\$474,355.00	506,141	1,012,282.00
Place.....	981,734.00			48,236	241,180.00	370,277	740,554.00
Show.....	981,188.00			36,716	183,580.00	398,804	797,608.00
TOTAL.....	\$15,162,407.00	78,397	\$783,970.00	179,823	\$899,115.00	6,739,661	\$13,479,322.00

The Attendance of 2,351 and Pari-Mutuel Handle of \$80,069.00 for Scholarship Fund Day, January 15, 1959, not included in above.
(Closed March 27, 1959)

See Exhibit "G" for listing of officers and directors.

VOLUSIA COUNTY KENNEL CLUB, INC.

Dog Track — Daytona Beach

64 Racing Days — July 1, 1958 to September 13, 1958, Incl. — 93 Performances

Pari-Mutuel Handle	\$9,506,247.00
Average Performance	102,217.70
Average Wager per Capita	45.19
(Based on Taxable Admissions)	

Total Paid Attendance	210,372
Average Paid Attendance per Performance	2,262

Net Commission = 17% of P-M Handle, Less \$170.00
Track Allowance per Race

STATE REVENUE

3/17 of Net Commission (Counties)	\$ 256,627.41
2/17 of Net Commission (Old Age Assistance)	171,084.94
2/17 of Net Commission (Counties)	171,084.94
25% of Total Breaks (Counties)	13,672.63
75% of Total Breaks (Old Age Assistance)	41,019.26
Admission Tax (Counties)	22,300.71
	<u>\$ 675,789.89</u>
Occupational Licenses (Counties)	3,269.50
Assumed Names (Counties)	70.00
Total State Revenue	<u>\$ 679,129.39</u>

TRACK REVENUE

952 Races @ \$170.00 Allowance per Race	\$ 161,840.00
10/17 of Net Commission	855,424.70
Total Track Revenue (10.70%)	<u>\$1,017,264.70</u>
Distributed to Public from P-M Handle (82.42%)	<u>\$7,835,493.12</u>
Distributed to Public for Minus Pool	11.18
Total Distributed to Public	<u>\$7,835,504.30</u>
Percentage of Daily Double to Total Pool	7.24%
Percentage of Quiniela to Total Pool	70.84%
Percentage of Breaks to Total Pool	0.58%

46

Pool Classification	Amount Wagered	\$5.00 Wagers		\$2.00 Wagers	
		Number	Amount	Number	Amount
Daily Double	\$ 687,846.00			343,923	\$ 687,846.00
Quiniela	6,734,450.00			3,367,225	6,734,450.00
Win	966,467.00	86,607	\$433,035.00	266,716	533,432.00
Place	561,714.00	39,594	197,970.00	181,872	363,744.00
Show	555,770.00	26,924	134,620.00	210,575	421,150.00
TOTAL	<u>\$9,506,247.00</u>	153,125	<u>\$765,625.00</u>	4,370,311	<u>\$8,740,622.00</u>

The Attendance of 1,600 and Pari-Mutuel Handle of \$74,541.00 for Charity Day, September 2, 1958, not included in above.

See Exhibit "G" for listing of officers and directors.

WASHINGTON COUNTY KENNEL CLUB, INC.

Dog Track — Ebro

76 Racing Days — July 1, 1958 to September 29, 1958, Incl. — 78 Performances

Pari-Mutuel Handle	\$1,954,379.00
Average Performance	25,056.14
Average Wager per Capita	37.25
(Based on Taxable Admissions)	

Total Paid Attendance	52,468
Average Paid Attendance per Performance	673

Net Commission = 17% of P-M Handle, Less \$170.00
Track Allowance per Race

STATE REVENUE

3/17 of Net Commission and Sliding Scale Rate (Counties)	\$ 25,012.68
2/17 of Net Commission and Sliding Scale Rate (Old Age Assistance)	16,675.12
2/17 of Net Commission (Counties)	11,195.12
25% of Total Breaks (Counties)	3,297.88
75% of Total Breaks (Old Age Assistance)	9,894.76
Admission Tax (Counties)	5,246.80
	\$ 71,322.36
Occupational Licenses (Counties)	995.00
Assumed Names (Counties)	10.00
Total State Revenue	\$ 72,327.36

TRACK REVENUE

253 Races @ \$170.00 per Race	\$ 43,010.00
5 Races — Commission less than \$170.00 per Race	715.53
549 Races on Sliding Scale Rate	179,660.38
10/17 of Net Commission	55,975.60
Total Track Revenue (14.30%)	\$ 279,361.51
Distributed to Public from P-M Handle (82.33%)	\$1,608,941.93
Distributed to Public for Minus Pool	17.67
Total Distributed to Public	\$1,608,959.60
Percentage of Daily Double to Total Pool	5.74%
Percentage of Quiniela to Total Pool	65.67%
Percentage of Breaks to Total Pool	0.67%

Pool Classification	Amount Wagered	\$5.00 Wagers		\$2.00 Wagers	
		Number	Amount	Number	Amount
Daily Double	\$ 112,076.00			56,038	\$ 112,076.00
Quiniela	1,283,410.00			641,705	1,283,410.00
Win	204,699.00	8,773	\$43,865.00	80,417	160,834.00
Place	156,200.00	4,264	21,320.00	67,440	134,880.00
Show	197,994.00	3,526	17,630.00	90,182	180,364.00
TOTAL	\$1,954,379.00	16,563	\$82,815.00	935,782	\$1,871,564.00

The Attendance of 361 and Pari-Mutuel Handle of \$14,974.00 for Scholarship Fund Day, September 2, 1958, not included in above.
The Attendance of 367 and Pari-Mutuel Handle of \$14,457.00 for Charity Day, September 9, 1958, not included in above.

See Exhibit "G" for listing of officers and directors.

WASHINGTON COUNTY KENNEL CLUB, INC.

Dog Track — Ebro

16 Racing Days — June 12, 1959 to June 30, 1959, Incl. — 16 Performances

Pari-Mutuel Handle	\$362,381.00
Average Performance	22,648.81
Average Wager per Capita	26.10
(Based on Taxable Admissions)	

Total Paid Attendance	13,887
Average Paid Attendance per Performance	868

*Net Commission = 17% of P-M Handle, Less \$170.00
Track Allowance per Race*

STATE REVENUE

3/17 of Net Commission and Sliding Scale Rate (Counties)	\$ 3,654.03
2/17 of Net Commission and Sliding Scale Rate (Old Age Assistance)	2,436.02
2/17 of Net Commission (Counties)	1,236.02
25% of Total Breaks (Counties)	734.10
75% of Total Breaks (Old Age Assistance)	2,202.53
Admission Tax (Counties)	1,388.70
	<u>\$11,651.40</u>
Occupational Licenses (Counties)	93.00
Total State Revenue	<u>\$ 11,744.40</u>

TRACK REVENUE

33 Races @ \$170.00 Allowance per Race	\$ 5,610.00
10/17 of Net Commission	6,180.10
133 Races on Sliding Scale Rate	42,488.60
Total Track Revenue (14.98%)	<u>\$ 54,278.70</u>
Distributed to Public from P-M Handle (82.19%)	<u>\$297,839.60</u>
Percentage of Daily Double to Total Pool	4.66%
Percentage of Quiniela to Total Pool	59.65%
Percentage of Breaks to Total Pool	0.81%

48

Pool Classification	Amount Wagered	\$5.00 Wagers		\$2.00 Wagers	
		Number	Amount	Number	Amount
Daily Double	\$ 16,870.00			8,435	\$ 16,870.00
Quiniela	216,148.00			108,074	216,148.00
Win	46,033.00	2,493	\$12,465.00	16,784	33,568.00
Place	34,317.00	1,511	7,555.00	13,381	26,762.00
Show	49,013.00	1,157	5,785.00	21,614	43,228.00
TOTAL	\$362,381.00	5,161	\$25,805.00	168,288	\$336,576.00

See Exhibit "G" for listing of officers and directors.

WEST FLAGLER KENNEL CLUB, INC.

Dog Track — Miami

80 Racing Days — October 30, 1958 to February 2, 1959, Incl. — 80 Performances

Pari-Mutuel Handle _____ \$18,335,818.00
 Average Performance _____ 229,197.72
 Average Wager per Capita _____ 43.08
 (Based on Taxable Admissions)

Total Paid Attendance _____ 425,623
 Average Paid Attendance per Performance _____ 5,320

*Net Commission = 17% of P-M Handle, Less \$170.00
 Track Allowance per Race*

STATE REVENUE

3/17 of Net Commission (Counties) _____ \$ 524,934.54
 2/17 of Net Commission (Old Age Assistance) _____ 349,956.36
 2/17 of Net Commission (Counties) _____ 349,956.36
 25% of Total Breaks (Counties) _____ 28,809.65
 75% of Total Breaks (Old Age Assistance) _____ 86,429.69
 Admission Tax (Counties) _____ 44,935.71
 _____ \$ 1,385,022.31
 Occupational Licenses (Counties) _____ 3,245.00
 Assumed Names (Counties) _____ 60.00
 Total State Revenue _____ \$ 1,388,327.31

TRACK REVENUE

838 Races @ \$170.00 Allowance per Race _____ \$ 142,460.00
 10/17 of Net Commission _____ 1,749,781.80
 Total Track Revenue (10.32%) _____ \$ 1,892,241.80
 Distributed to Public from P-M Handle (82.37%) _____ \$15,103,489.60
 Distributed to Public for Minus Pool _____ 22.80
 Total Distributed to Public _____ \$15,103,512.40
 Percentage of Daily Double to Total Pool _____ 5.80%
 Percentage of Quiniela to Total Pool _____ 66.91%
 Percentage of Breaks to Total Pool _____ 0.63%

49

Pool Classification	Amount Wagered	\$50.00 Wagers		\$10.00 Wagers		\$2.00 Wagers	
		Number	Amount	Number	Amount	Number	Amount
Daily Double	\$ 1,064,158.00			8,169	\$ 81,690.00	491,234	\$ 982,468.00
Quiniela	12,268,308.00			222,027	2,220,270.00	5,024,019	10,048,038.00
Win	2,693,918.00	1,921	\$ 96,050.00	113,283	1,132,830.00	732,519	1,465,038.00
Place	1,244,060.00	637	31,850.00	36,995	369,950.00	421,130	842,260.00
Show	1,065,374.00	305	15,250.00	25,957	259,570.00	395,277	790,554.00
TOTAL	\$18,335,818.00	2,863	\$143,150.00	406,431	\$4,064,310.00	7,064,179	\$14,128,358.00

The Attendance of 3,161 and Pari-Mutuel Handle of \$125,516.00 for Scholarship Day, December 31, 1958, not included in above.

The Attendance of 3,102 and Pari-Mutuel Handle of \$144,954.00 for Charity Day, January 6, 1959, not included in above.

See Exhibit "G" for listing of officers and directors.

FRONTON EXHIBITION COMPANY, INC.

Jai-Alai — Miami

100 Playing Days — December 13, 1958 to April 10, 1959, Incl. — 100 Performances

Pari-Mutuel Handle	\$9,163,540.00
Average Performance	91,635.40
Average Wager per Capita	27.66
(Based on Taxable Admissions)	

STATE REVENUE

3% of P-M Handle (Counties)	\$ 274,906.20
2% of P-M Handle (Old Age Assistance)	183,270.80
50% of Breaks (Old Age Assistance)	19,160.54
Admission Tax (Counties)	40,754.94
	<u>\$ 518,092.48</u>
Occupational Licenses (Counties)	1,269.75
Total State Revenue	<u>\$ 519,362.23</u>

Total Paid Attendance	331,334
Average Paid Attendance per Performance	3,313

FRONTON REVENUE FROM P-M HANDLE

12% of P-M Handle	\$1,099,624.80
50% of Breaks	19,160.03
Total Fronton Revenue (12.21%)	<u>\$1,118,784.83</u>
Distributed to Public from P-M Handle (82.58%)	<u>\$7,567,417.63</u>
Distributed to Public for Minus Pool67
Total Distributed to Public	<u>\$7,567,418.30</u>
Percentage of Daily Double to Total Pool	5.18%
Percentage of Quiniela to Total Pool	62.49%
Percentage of Quiniela Perfecta to Total Pool	17.57%
Percentage of Breaks to Total Pool	0.42%

50

Pool Classification	Amount Wagered	\$50.00 Wagers		\$10.00 Wagers		\$5.00 Wagers		\$2.00 Wagers	
		Number	Amount	Number	Amount	Number	Amount	Number	Amount
Daily Double	\$ 474,878.00							237,439	\$ 474,878.00
Quiniela	5,725,242.00			17,715	\$177,150.00			2,774,046	5,548,092.00
Quiniela Exacta	1,610,940.00							805,470	1,610,940.00
Win	647,728.00	200	\$10,000.00	5,982	59,820.00	30,772	\$153,860.00	212,024	424,048.00
Place	410,333.00	62	3,100.00	2,761	27,610.00	16,347	81,735.00	148,944	297,888.00
Show	294,419.00	56	2,800.00	1,309	13,090.00	10,193	50,965.00	113,782	227,564.00
TOTAL	\$9,163,540.00	318	\$15,900.00	27,767	\$277,670.00	57,312	\$286,560.00	4,291,705	\$8,583,410.00

The Attendance of 2,196 and Pari-Mutuel Handle of \$60,157.00 for Charity Day, December 16, 1958, not included in above.
 The Attendance of 2,280 and Pari-Mutuel Handle of \$62,466.00 for Scholarship Fund Day, December 18, 1958, not included in above.
 See Exhibit "G" for listing of officers and directors.

THE FRONTON, INC.

Jai-Alai — West Palm Beach

100 Playing Days — December 12, 1958 to April 10, 1959, Incl. — 100 Performances

Pari-Mutuel Handle	\$3,215,937.00
Average Performance	32,159.37
Average Wager per Capita	21.77
(Based on Taxable Admissions)	

STATE REVENUE

3% of P-M Handle (Counties)	\$ 96,478.11
2% of P-M Handle (Old Age Assistance)	64,318.74
50% of Breaks (Old Age Assistance)	7,500.25
Admission Tax (Counties)	14,780.69
	<u>\$ 183,077.79</u>
Occupational Licenses (Counties)	814.25
Total State Revenue	<u>\$ 183,892.04</u>

Total Paid Attendance	147,736
Average Paid Attendance per Performance	1,477

FRONTON REVENUE FROM P-M HANDLE

12% of P-M Handle	\$ 385,912.44
50% of Breaks	7,499.76
Total Fronton Revenue (12.23%)	<u>\$ 393,412.20</u>
Distributed to Public from P-M Handle (82.54%)	<u>\$2,654,227.70</u>
Distributed to Public for Minus Pool	16.50
Total Distributed to Public	<u>\$2,654,244.20</u>
Percentage of Daily Double to Total Pool	6.17%
Percentage of Quiniela to Total Pool	59.10%
Percentage of Quiniela Perfecta to Total Pool	16.89%
Percentage of Breaks to Total Pool	0.47%

Pool Classification	Amount Wagered	\$5.00 Wagers		\$2.00 Wagers	
		Number	Amount	Number	Amount
Daily Double	\$ 198,272.00			99,136	\$ 198,272.00
Quiniela	1,900,868.00			950,434	1,900,868.00
Quiniela Perfecta	543,300.00			271,650	543,300.00
Win	262,168.00	12,426	\$ 62,130.00	100,019	200,038.00
Place	179,777.00	6,497	32,485.00	73,646	147,292.00
Show	131,552.00	3,408	17,040.00	57,256	114,512.00
TOTAL	\$3,215,937.00	22,331	\$111,655.00	1,552,141	\$3,104,282.00

The Attendance of 894 and Pari-Mutuel Handle of \$22,237.00 for Charity Day, December 18, 1958, not included in above.

The Attendance of 856 and Pari-Mutuel Handle of \$23,311.00 for Scholarship Fund Day, January 6, 1959, not included in above.
(Closed December 24, 1958)

See Exhibit "G" for listing of officers and directors.

GANDY OPERATING COMPANY, INC.

Jai-Alai — Tampa

100 Playing Days — December 11, 1958 to April 10, 1959, Incl. — 104 Performances

Pari-Mutuel Handle	\$4,309,195.00
Average Performance	41,434.57
Average Wager per Capita	23.43
(Based on Taxable Admissions)	

STATE REVENUE

3% of P-M Handle (Counties)	\$ 129,275.85
2% of P-M Handle (Old Age Assistance)	86,183.90
50% of Breaks (Old Age Assistance)	9,457.66
Admission Tax (Counties)	20,028.95
	<u>\$ 244,946.36</u>
Occupational Licenses (Counties)	741.50
Total State Revenue	<u>\$ 245,687.86</u>

Total Paid Attendance	183,935
Average Paid Attendance per Performance	1,769

FRONTON REVENUE FROM P-M HANDLE

12% of P-M Handle	\$ 517,103.40
50% of Breaks	9,457.18
Total Fronton Revenue (12.22%)	<u>\$ 526,560.58</u>
Distributed to Public from P-M Handle (82.56%)	<u>\$3,557,717.01</u>
Distributed to Public for Minus Pool	1.89
Total Distributed to Public	<u>\$3,557,718.90</u>
Percentage of Daily Double to Total Pool	6.60%
Percentage of Quiniela to Total Pool	65.00%
Percentage of Quiniela Perfecta to Total Pool	13.31%
Percentage of Breaks to Total Pool044%

52

Pool Classification	Amount Wagered	\$2.00 Wagers		\$1.00 Wagers	
		Number	Amount	Number	Amount
Daily Double	\$ 284,370.00	142,185	\$ 284,370.00		
Quiniela	2,801,072.00	1,400,536	2,801,072.00		
Quiniela Perfecta	573,464.00	286,732	573,464.00		
Win	288,735.00	108,309	216,618.00	72,117	\$ 72,117.00
Place	201,027.00	64,455	128,910.00	72,117	72,117.00
Show	160,527.00	44,205	88,410.00	72,117	72,117.00
TOTAL	\$4,309,195.00	2,046,422	\$4,092,844.00	216,351	\$216,351.00

The Attendance of 1,003 and Pari-Mutuel Handle of \$26,257.00 for Scholarship Fund Day, December 17, 1958, not included in above.

The Attendance of 861 and Pari-Mutuel Handle of \$24,050.00 for Charity Day, December 18, 1958, not included in above.

(Closed December 24, 1958 and March 27, 1959)

See Exhibit "G" for listing of officers and directors.

MONRO OPERATING COMPANY, INC.

Jai-Alai — Dania

100 Playing Days — December 12, 1958 to April 10, 1959, Incl. — 100 Performances

Pari-Mutuel Handle	\$8,492,700.00
Average Performance	84,927.00
Average Wager per Capita	23.72
(Based on Taxable Admissions)	

STATE REVENUE

3% of P-M Handle (Counties)	\$ 254,781.00
2% of P-M Handle (Old Age Assistance)	169,854.00
50% of Breaks (Old Age Assistance)	20,908.25
Admission Tax (Counties)	52,608.45
	<u>\$ 498,151.70</u>
Occupational Licenses (Counties)	1,768.75
Total State Revenue	<u>\$ 499,920.45</u>

Total Paid Attendance	358,081
Average Paid Attendance per Performance	3,581

FRONTON REVENUE FROM P-M HANDLE

12% of P-M Handle	\$1,019,124.00
50% of Breaks	20,907.76
Total Fronton Revenue (12.25%)	<u>\$1,040,031.76</u>
Distributed to Public from P-M Handle (82.50%)	\$7,007,124.99
Distributed to Public for Minus Pool	13.11
Total Distributed to Public	<u>\$7,007,138.10</u>
Percentage of Daily Double to Total Pool	4.73%
Percentage of Quiniela to Total Pool	56.54%
Percentage of Quiniela Correcta to Total Pool	18.50%
Percentage of Breaks to Total Pool	0.49%

Pool Classification	Amount Wagered	\$50.00 Wagers Number	\$50.00 Wagers Amount	\$10.00 Wagers Number	\$10.00 Wagers Amount	\$5.00 Wagers Number	\$5.00 Wagers Amount	\$2.00 Wagers Number	\$2.00 Wagers Amount
Daily Double.....	\$ 401,536.00							200,768	\$ 401,536.00
Quiniela.....	4,802,230.00			13,628	\$136,280.00			2,332,975	4,665,950.00
Quiniela Correcta.....	1,571,066.00							785,533	1,571,066.00
Win.....	946,547.00	454	\$22,700.00	15,033	150,330.00	29,249	146,245.00	313,636	627,272.00
Place.....	490,549.00	176	8,800.00	5,625	56,250.00	13,793	68,965.00	178,267	356,534.00
Show.....	280,772.00	105	5,250.00	2,123	21,230.00	5,836	29,180.00	112,556	225,112.00
TOTAL.....	\$8,492,700.00	735	\$36,750.00	36,409	\$364,090.00	48,878	\$244,390.00	3,923,735	\$7,847,470.00

The Attendance of 1,520 and Pari-Mutuel Handle of \$44,669.00 for Scholarship Fund Day, December 18, 1958, not included in above.
 The Attendance of 1,799 and Pari-Mutuel Handle of \$54,904.00 for Charity Day, December 17, 1958, not included in above.
 (Closed December 24, 1958)

See Exhibit "G" for listing of officers and directors.

VOLUSIA JAI-ALAI, INC.

Jai-Alai — Daytona Beach

23 Playing Days — June 4, 1959 to June 30, 1959, Incl. — 23 Performances

Pari-Mutuel Handle	\$471,061.00
Average Performance	20,480.91
Average Wager per Capita	14.98
(Based on Taxable Admissions)	

STATE REVENUE

3% of P-M Handle (Counties)	\$ 14,131.83
2% of P-M Handle (Old Age Assistance)	9,421.22
50% of Breaks (Old Age Assistance)	1,285.19
Admission Tax (Counties)	3,318.88
	<u>\$ 28,157.12</u>
Occupational Licenses (Counties)	605.25
Total State Revenue	<u>\$ 28,762.37</u>

Total Paid Attendance	31,446
Average Paid Attendance per Performance	1,367

FRONTON REVENUE FROM P-M HANDLE

12% of P-M Handle	\$ 56,527.32
50% of Breaks	1,279.92
Total Fronton Revenue (12.27%)	<u>\$ 57,807.24</u>
Distributed to Public from P-M Handle (82.46%)	\$388,415.52
Distributed to Public for Minus Pool	5.08
Total Distributed to Public	<u>\$388,420.60</u>
Percentage of Daily Double to Total Pool	3.70%
Percentage of Quiniela to Total Pool	54.99%
Percentage of Quiniela Perfecta to Total Pool	18.18%
Percentage of Breaks to Total Pool	0.55%

54

Pool Classification	Amount Wagered	\$5.00 Wagers		\$2.00 Wagers	
		Number	Amount	Number	Amount
Daily Double	\$ 17,384.00			8,692	\$ 17,384.00
Quiniela	259,038.00			129,519	259,038.00
Quiniela Perfecta	85,666.00			42,833	85,666.00
Win	46,841.00	2,223	\$11,115.00	17,863	35,726.00
Place	34,565.00	1,079	5,395.00	14,585	29,170.00
Show	27,567.00	523	2,615.00	12,476	24,952.00
TOTAL	\$471,061.00	3,825	\$19,125.00	225,968	\$451,936.00

See Exhibit "G" for listing of officers and directors.

PONCE DE LEON TROTTING ASSOCIATION, INC.

Harness Track — Bayard

44 Racing Days — February 20, 1959 to April 11, 1959, Incl. — 39 Performances

Pari-Mutuel Handle	\$948,205.00
Average Performance	24,312.95
Average Wager per Capita	28.03
(Based on Taxable Admissions)	

Total Paid Attendance	33,828
Average Paid Attendance per Performance	867

Net Commission = 17% of P-M Handle, Less \$170.00
Track Allowance per Race

STATE REVENUE

3/17 of Net Commission and Sliding Scale Rate (Counties)	\$ 13,727.64
2/17 of Net Commission and Sliding Scale Rate (Old Age Assistance)	9,151.76
2/17 of Net Commission (Counties)	7,471.76
25% of Total Breaks (Counties)	2,776.41
75% of Total Breaks (Old Age Assistance)	8,329.80
Admission Tax (Counties)	4,291.17
	<u>\$ 45,748.54</u>
Occupational Licenses (Counties)	3,461.00
Assumed Names (Counties)	180.00
Color Registrations (Counties)	42.00
Total State Revenue	<u>\$ 49,431.54</u>

TRACK REVENUE

134 Races @ \$170.00 per Race	\$ 22,780.00
192 Races on Sliding Scale Rate	70,704.89
10/17 of Net Commission	37,358.80
Total Track Revenue (13.80%)	<u>\$130,843.69</u>
Distributed to Public from P-M Handle (81.83%)	\$775,903.94
Distributed to Public for Minus Pool	108.06
Total Distributed to Public	<u>\$776,012.00</u>
Percentage of Daily Double to Total Pool	7.50%
Percentage of Quiniela to Total Pool	34.14%
Percentage of Breaks to Total Pool	1.17%

Pool Classification	Amount Wagered	\$10.00 Wagers		\$5.00 Wagers		\$2.00 Wagers	
		Number	Amount	Number	Amount	Number	Amount
Daily Double	\$ 71,160.00					35,580	\$ 71,160.00
Quiniela	323,696.00					161,848	323,696.00
Win	272,698.00	7,977	\$ 79,770.00	9,638	\$48,190.00	72,369	144,738.00
Place	148,759.00	3,155	31,550.00	4,177	20,885.00	48,162	96,324.00
Show	131,892.00	1,581	15,810.00	2,674	13,370.00	51,356	102,712.00
TOTAL	\$948,205.00	12,713	\$127,130.00	16,489	\$82,445.00	369,315	\$738,630.00

(Closed February 25, 27 and March 16, 19 and 20, 1959)
(Two Matinees — March 14 and 21, 1959. All others night performances)

See Exhibit "G" for listing of officers and directors.

GULFSTREAM PARK RACING ASSOCIATION, INC.

Horse Track — Hallandale

40 Racing Days — March 4, 1959 to April 22, 1959, Incl. — 40 Performances

Pari-Mutuel Handle	\$49,689,073.00
Average Daily Handle	1,242,226.83
Average Wager per Capita	113.49
(Based on Taxable Admissions)	

Total Paid Attendance	437,821
Average Daily Paid Attendance	10,946

STATE REVENUE

3% of P-M Handle (Counties)	\$ 1,490,672.19
5% of P-M Handle (Old Age Assistance)	2,484,453.65
Breaks (0.56%) (Old Age Assistance)	278,066.75
Admission Tax (Counties)	123,866.52
	\$ 4,377,059.11
Occupational Licenses (Counties)	3,000.75
Assumed Names (Counties)	120.00
Color Registrations (Counties)	71.00
Total State Revenue	\$ 4,380,250.86

TRACK REVENUE FROM P-M HANDLE

7% of P-M Handle	\$ 3,478,235.11
Distributed to Public from P-M Handle (84.44%)	\$41,957,645.30

Percentage of Daily Double to Total Pool	9.90%
Percentage of \$100.00 Wagers to Total Pool	8.57%
Percentage of \$50.00 Wagers to Total Pool	16.43%
Percentage of \$10.00 Wagers to Total Pool	25.30%
Percentage of \$5.00 Wagers to Total Pool	16.47%
Percentage of \$2.00 Wagers to Total Pool	33.23%

Pool Classification	Amount Wagered	\$100.00 Wagers		\$50.00 Wagers		\$10.00 Wagers		\$5.00 Wagers		\$2.00 Wagers	
		Number	Amount	Number	Amount	Number	Amount	Number	Amount	Number	Amount
Daily Double	\$ 4,920,368.00					148,569	\$ 1,485,690.00			1,717,339	\$ 3,434,678.00
Win	27,066,593.00	28,269	\$2,826,900.00	105,241	\$5,262,050.00	793,440	7,934,400.00	906,147	\$4,530,735.00	3,256,254	6,512,508.00
Place	9,967,809.00	7,860	786,000.00	32,367	1,618,350.00	194,505	1,945,050.00	410,947	2,054,735.00	1,781,837	3,563,674.00
Show	7,734,303.00	6,451	645,100.00	25,700	1,285,000.00	120,617	1,206,170.00	320,109	1,600,545.00	1,498,744	2,997,488.00
TOTAL	\$49,689,073.00	42,580	\$4,258,000.00	163,308	\$8,165,400.00	1,257,131	\$12,571,310.00	1,637,203	\$8,186,015.00	8,254,174	\$16,508,348.00

The Attendance of 8,371 and Pari-Mutuel Handle of \$917,552.00 for Scholarship Fund Day, April 20, 1959, not included in above.
 The Attendance of 8,860 and Pari-Mutuel Handle of \$964,945.00 for Charity Day (For Hialeah), April 21, 1959, not included in above.
 The Attendance of 11,469 and Pari-Mutuel Handle of \$1,215,133.00 for Charity Day, April 22, 1959, not included in above.

See Exhibit "G" for listing of officers and directors.

HIALEAH RACE COURSE

Horse Track — Hialeah

40 Racing Days — January 16, 1959 to March 3, 1959, Incl. — 40 Performances

Pari-Mutuel Handle	\$68,407,045.00
Average Daily Handle	1,710,176.12
Average Wager per Capita	109.58
(Based on Taxable Admissions)	

Total Paid Attendance	624,250
Average Daily Paid Attendance	15,606

STATE REVENUE

3% of P-M Handle (Counties)	\$ 2,052,211.35
5% of P-M Handle (Old Age Assistance)	3,420,352.25
Breaks (0.60%) (Old Age Assistance)	407,966.40
Admission Tax (Counties)	164,285.99
	<u>\$ 6,044,815.99</u>
Occupational Licenses (Counties)	8,965.50
Assumed Names (Counties)	480.00
Color Registrations (Counties)	192.00
Total State Revenue	<u>\$ 6,054,453.49</u>

TRACK REVENUE FROM P-M HANDLE

7% of P-M Handle	<u>\$ 4,788,493.15</u>
Distributed to Public from P-M Handle (84.4%)	<u>\$57,738,021.85</u>
Percentage of Daily Double to Total Pool	9.37%
Percentage of \$100.00 Wagers to Total Pool	13.17%
Percentage of \$50.00 Wagers to Total Pool	14.63%
Percentage of \$10.00 Wagers to Total Pool	25.17%
Percentage of \$5.00 Wagers to Total Pool	16.02%
Percentage of \$2.00 Wagers to Total Pool	31.01%

57

Pool Classification	Amount Wagered	\$100.00 Wagers Number	\$50.00 Wagers Amount	\$50.00 Wagers Number	\$10.00 Wagers Amount	\$10.00 Wagers Number	\$5.00 Wagers Amount	\$5.00 Wagers Number	\$2.00 Wagers Amount	\$2.00 Wagers Number	\$2.00 Wagers Amount
Daily Double	\$ 6,412,369.00					159,797	\$ 1,597,970.00	133,823	\$ 669,115.00	2,072,642	\$ 4,145,284.00
Win	37,574,087.00	57,795	\$5,779,500.00	125,708	\$ 6,285,400.00	1,120,601	11,206,010.00	1,149,729	5,748,645.00	4,277,266	8,554,532.00
Place	13,893,358.00	17,984	1,798,400.00	42,170	2,108,500.00	275,147	2,751,470.00	521,652	2,608,260.00	2,313,364	4,626,728.00
Show	10,527,231.00	14,281	1,428,100.00	32,290	1,614,500.00	165,980	1,659,800.00	386,783	1,933,915.00	1,945,458	3,890,916.00
TOTAL	\$68,407,045.00	90,060	\$9,006,000.00	200,168	\$10,008,400.00	1,721,525	\$17,215,250.00	2,191,987	\$10,959,935.00	10,608,730	\$21,217,460.00

See Exhibit "G" for listing of officers and directors.

9

SUNSHINE PARK RACING ASSOCIATION, INC.

Horse Track — Oldsmar

50 Racing Days — January 23, 1959 to March 28, 1959, Incl. — 50 Performances

Pari-Mutuel Handle\$9,623,206.00
 Average Daily Handle 192,464.12
 Average Wager per Capita 72.88
 (Based on Taxable Admissions)

Total Paid Attendance 132,036
 Average Daily Paid Attendance 2,641

STATE REVENUE

3% of P-M Handle (Flat Rate \$3,500.00 per day)
 (Counties)\$ 187,500.00
 5% of P-M Handle (Flat Rate of \$1,250.00 per day)
 (Old Age Assistance) 62,500.00
 Breaks (0.62%) (Old Age Assistance) 59,508.00
 Admission Tax (Counties) 21,989.75
\$ 331,497.75
 Occupational Licenses (Counties) 5,161.00
 Assumed Names (Counties) 270.00
 Color Registrations (Counties) 349.00
 Total State Revenue\$ 337,277.75

TRACK REVENUE FROM P-M HANDLE

Track Share of P-M Handle after Flat Rate to
 State is Deducted (12.40%)\$1,193,480.00
 Distributed to Public from P-M Handle (84.38%)\$8,120,217.10
 Percentage of Daily Double to Total Pool 9.08%
 Percentage of \$50.00 Wagers to Total Pool 6.83%
 Percentage of \$10.00 Wagers to Total Pool 25.12%
 Percentage of \$5.00 Wagers to Total Pool 19.28%
 Percentage of \$2.00 Wagers to Total Pool 48.77%

Pool Classification	Amount Wagered	\$50.00 Wagers Number	\$50.00 Wagers Amount	\$10.00 Wagers Number	\$10.00 Wagers Amount	\$5.00 Wagers Number	\$5.00 Wagers Amount	\$2.00 Wagers Number	\$2.00 Wagers Amount
Daily Double	\$ 873,570.00							436,785	\$ 873,570.00
Win	4,755,434.00	8,258	\$412,900.00	146,785	\$1,467,850.00	223,198	\$1,115,990.00	879,347	1,758,694.00
Place	2,310,472.00	3,014	150,700.00	59,669	596,690.00	94,002	470,010.00	546,536	1,093,072.00
Show	1,683,730.00	1,869	93,450.00	35,239	352,390.00	53,962	269,810.00	484,040	968,080.00
TOTAL	\$9,623,206.00	13,141	\$657,050.00	241,693	\$2,416,930.00	371,162	\$1,855,810.00	2,346,708	\$4,693,416.00

The Attendance of 1,933 and Pari Mutuel Handle of \$169,798.00 for Scholarship Day, March 13, 1959, not included in above.
 The Attendance of 1,915 and Pari-Mutuel Handle of \$171,370.00 for Charity Day, March 25, 1959, not included in above.
 (Closed March 18, 19, 20 and 21, 1959)

See Exhibit "G" for listing of officers and directors.

58

TROPICAL PARK, INC.
Horse Track — Coral Gables

40 Racing Days — November 27, 1958 to January 15, 1959, Incl. — 40 Performances

Pari-Mutuel Handle _____ \$33,736,107.00
Average Daily Handle _____ 843,402.68
Average Wager per Capita _____ 128.08
(Based on Taxable Admissions)

Total Paid Attendance _____ 263,402
Average Daily Paid Attendance _____ 6,585

STATE REVENUE

3% of P-M Handle (Counties) _____ \$ 1,012,083.21
5% of P-M Handle (Old Age Assistance) _____ 1,686,805.35
Breaks (0.59%) (Old Age Assistance) _____ 199,741.85
Admission Tax (Counties) _____ 72,433.15

Occupational Licenses (Counties) _____ 21,869.00
Assumed Names (Counties) _____ 2,120.00
Color Registrations (Counties) _____ 932.00

Total State Revenue _____ \$ 2,995,984.56

TRACK REVENUE FROM P-M HANDLE

7% of P-M Handle _____ \$ 2,361,527.49
Distributed to Public from P-M Handle (84.41%) _____ \$28,475,949.10

Percentage of Daily Double to Total Pool _____ 9.14%
Percentage of \$100.00 Wagers to Total Pool _____ 10.60%
Percentage of \$50.00 Wagers to Total Pool _____ 17.71%
Percentage of \$10.00 Wagers to Total Pool _____ 27.03%
Percentage of \$5.00 Wagers to Total Pool _____ 15.88%
Percentage of \$2.00 Wagers to Total Pool _____ 28.78%

Pool Classification	Amount Wagered	\$100.00 Wagers		\$50.00 Wagers		\$10.00 Wagers		\$5.00 Wagers		\$2.00 Wagers	
		Number	Amount	Number	Amount	Number	Amount	Number	Amount	Number	Amount
Daily Double	\$ 3,084,018.00					107,259	\$1,072,590.00			1,005,714	\$2,011,428.00
Win	19,223,176.00	25,682	\$2,568,200.00	78,381	\$3,919,050.00	554,566	5,545,660.00	613,486	\$3,067,430.00	2,061,418	4,122,836.00
Place	6,761,007.00	6,001	600,100.00	24,917	1,245,850.00	157,295	1,572,950.00	266,595	1,332,975.00	1,004,566	2,009,132.00
Show	4,667,906.00	4,076	407,600.00	16,204	810,200.00	92,687	926,870.00	191,148	955,740.00	783,748	1,567,496.00
TOTAL	\$33,736,107.00	35,759	\$3,575,900.00	119,502	\$5,975,100.00	911,807	\$9,118,070.00	1,071,229	\$5,356,145.00	4,855,446	\$9,710,892.00

The Attendance of 15,203 and Pari-Mutuel Handle of \$953,760.00 for Charity Day not included in above.

The Attendance of 5,886 and Pari-Mutuel Handle of \$517,195.00 for Scholarship Fund Day (For Hialeah), not included in above.

The Attendance of 7,162 and Pari-Mutuel Handle of \$651,225.00 for Scholarship Fund Day not included in above.

See Exhibit "G" for listing of officers and directors.

