

**34<sup>th</sup>**  
**Annual Report**  
*of the*  
**Florida State Racing**  
**Commission**

*to the*

**HONORABLE HAYDON BURNS**  
*Governor of Florida*


**FOR THE FISCAL YEAR ENDING**  
**June 30, 1965**



**JUDGE LOUIE BANDEL, *Chairman***  
**JACK L. FIVEASH, *Secretary***  
**ROBERT C. LECHNER, *Member***  
**JAMES L. LEE, SR., *Member***  
**MARTIN SEGAL, *Member***

F351.76s  
W131  
765

**FLORIDA STATE LIBRARY**





GOVERNOR HAYDON BURNS

*Members of the*  
FLORIDA STATE RACING COMMISSION



JUDGE LOUIE BANDEL, *Chairman*



JACK L. FIVEASH, *Secretary*





ROBERT C. LECHNER



JAMES L. LEE, SR.



MARTIN SEGAL



**34<sup>th</sup>**  
**Annual Report**  
*of the*  
**Florida State Racing**  
**Commission**


*to the*

**HONORABLE HAYDON BURNS**  
*Governor of Florida*

**FOR THE FISCAL YEAR ENDING**  
**June 30, 1965**




**JUDGE LOUIE BANDEL, *Chairman***  
**JACK L. FIVEASH, *Secretary***  
**ROBERT C. LECHNER, *Member***  
**JAMES L. LEE, SR., *Member***  
**MARTIN SEGAL, *Member***



## TABLE OF CONTENTS

COMMENTARY .....	Page 1 thru 12
PAID ATTENDANCE, P/M HANDLE, STATE REVENUE	
Season 1931-32 thru 1964-65 (Exhibit A) .....	Page 13
STATEMENT OF RECEIPTS AND EXPENDITURES	
(Exhibit B) .....	Page 14 thru 16
SUMMARY OF RACING REVENUES (Exhibit C) .....	Insert
SCHOLARSHIP FUND DAY RECEIPTS (Exhibit D) .....	Page 17
ESCHEAT PARI-MUTUEL TICKETS RECEIPTS (Exhibit E).....	Page 18
FLORIDA HORSE RACING PROMOTION TRUST FUND (Exhibit F) .....	Page 19
RACING REVENUE COLLECTED BY GEOGRAPHIC	
LOCATION (Exhibit G) .....	Page 20
LIST OF OFFICERS AND DIRECTORS OF ASSOCIATIONS	
(Exhibit H) .....	Page 21 thru 26
ASSOCIATION STATISTICAL SUMMARIES:	
Dog Tracks .....	Page 27 thru 42
Jai-Alai Frontons .....	Page 43 thru 48
Horse and Harness Tracks .....	Page 49 thru 53



# Thirty-fourth Annual Report

to the

GOVERNOR OF FLORIDA

from

## The Florida State Racing Commission

July 1, 1964 through June 30, 1965

---

July 1, 1965

His Excellency Haydon Burns  
Governor of Florida  
Tallahassee, Florida

Dear Sir:

In compliance with the requirements of Chapter 550.02, subsection 2, Florida Statutes, the Florida State Racing Commission submits this, its Thirty-fourth Annual Report for the period beginning July 1, 1964 and ending with the close of business on June 30, 1965.

During the year in review, the membership of the Commission consisted of the following named persons and the Congressional Districts from which they served:

First District.....	J. W. Rood, Bradenton July 1 through January 5, 1965 James L. Lee, Sr., Tampa January 6, 1965 to present
Second District.....	John A. Torode, Starke July 1 through March 31, 1965 Robert C. Lechner, Jacksonville April 12, 1965 to present
Third District.....	Jack L. Fiveash, Pensacola
Fourth District.....	Robert M. Morgan, Miami July 1 through December 31, 1964 Judge Louie Bandel, Miami January 6, 1965 to present

Fifth District.....Sam L. Pyles, Leesburg  
 July 1 through March 31, 1965  
 Martin Segal, Orlando  
 April 8, 1965 to present

Robert M. Morgan and J. W. Rood served as Chairman and Secretary until January when they were succeeded by Judge Louie Bandel and Jack L. Fiveash respectively. Also, Willard Ayres of Ocala served as Attorney until succeeded by Judson A. Samuels of Hollywood.

During the period July 1, 1964 through January 5, 1965, formal meetings of the Commission were held on the following dates at the indicated locations:

August 14, 1964.....	Miami
September 18, 1964.....	Miami
October 23, 1964.....	Miami
November 13, 1964.....	Miami
January 2, 1965.....	Miami

During the period January 6, 1965 through June 30, 1965, formal meetings were held by the Commission on the following dates and at the indicated locations:

January 22, 1965.....	Miami
February 19 and 20, 1965.....	Miami
March 20, 1965.....	Tampa
April 2, 1965.....	Miami
May 14, 1965.....	Jacksonville

#### PERMIT APPLICATION

West Coast Sports Association, Incorporated, filed an application for a new Jai-Alai permit in Hillsborough County during the month of June. The Racing Commission was not scheduled to act upon this application as of this writing, in accordance with the Statute governing same.

#### ADMINISTRATION

Richard A. Kumble is the Supervisor of Racing. He is the administrative officer representing the State Racing Commission.

James F. Real and Robert J. Snyder are Assistant Supervisors of Racing and are primarily concerned with administration in connection with the 27 active pari-mutuels associations located throughout the State of Florida.

George D. Johnson, Jr., heads the complex of the vast auditing department for the Commission.

Patrick H. Dougherty, Ph.D., is Director and Head Chemist in the State Racing Commission Laboratory.

Gerald E. Shingledecker is the Chief Investigator for the Commission and Tom C. Parker is his assistant.

All records, statistics and correspondence which pertains to racing activities of any nature throughout the State are maintained and controlled through the Commission offices located on the fifth floor of the State Office Building, 1350 N. W. 12th Avenue, Miami, Florida.

This report includes a condensed version of all of the Commission records, although precisely covering the most vital areas of the State's racing interests. Any additional information not contained herein, will be promptly furnished upon request.



## PERMIT HOLDERS

There are 29 valid permits to conduct pari-mutuels wagering in the varied fields of thoroughbred, harness horse, quarter horse, greyhound racing and jai-alai frontons in good standing with the Florida State Racing Commission.

There are two permits from the 29 which are currently inactive, the applicants not having applied for racing dates in the concluded season. We are hopeful that these permits will become operative in some fashion to aid racing and the resultant economic aid throughout the State in the present year.

The two permits named above include Bayard Raceways, Inc., to which the permit of Ponce de Leon Raceway in Bayard, Florida, was transferred with approval of the State Racing Commission on April 15, 1965. Ponce de Leon Raceways operated a harness horse and quarter horse meeting for three seasons and has been dormant for the last five years.

Seminole Park and Fairgrounds, Inc., is the other inactive permit holder. This corporation is presently in receivership and its affairs are managed by a court appointed trustee. Seminole Park, in Casselberry, Florida, operated a harness horse and quarter horse meeting for one season and has been dormant for one year.

The breakdown of the 27 active permit holders operating under licenses is: Greyhound—16; Jai-Alai—6; Thoroughbred Horse—4; and Harness Horse—1.

## SCOPE OF RACING

Record breaking marks were established during the recent fiscal year, with every indication that Florida's resident growth in population plus the ever expanding tourist industry will continue to generate even greater figures in future years. Revenues increased 11.1%, attendance was up 8.4% and total pari-mutuels wagering showed an increase of 10.6% over the previous record-setting year.

Each of the sixty-seven counties in the State benefited by receiving a record \$262,500.00, of which \$195,000.00 was apportioned under the old racing laws and \$67,500.00 came from the additional taxes enacted by the 1955 Legislature. In addition, the General Revenue Fund from which the Old Age Assistance program is administered, received in excess of fifteen million dollars from racing. Another beneficiary of the racing revenue was the State's school system. Various exhibits of this report show in detail these distributions.

The Florida State Racing Commission only expended 2.18% of the \$36,686,637.88 collected during the fiscal year in controlling, directing and supervising the activities of the 27 operating licensees. The expenditures for the past fiscal year represented a saving from the budget appropriations in the amount of \$45,871.58 and that sum has been returned to the counties for distribution.

During the year in review, Tourist Attractions, Inc., operated a harness meeting at Pompano Beach, Florida, for the full allocation of 90 days for the first time and showed noticeable increases in both attendance and wagering, indicating the rapid development of harness racing as a growing attraction for the State.

The pari-mutuels handle, attendance and State revenue percentage of increase for each licensee was as follows:

## COMPARATIVE DATA

JULY 1, 1964 THRU JUNE 30, 1965

<u>HORSE AND HARNESS TRACKS</u>	<i>Days</i>	<i>Paid Attendance</i>	<i>Pari-Mutuel Handle</i>	<i>Revenue To State</i>
<b>Gulfstream Park Racing Ass'n, Inc.</b>				
1963-1964.....	40	466,126	\$ 51,849,984	4,585,400.84
1964-1965.....	40	461,190	53,059,239	4,650,037.14
		- 4,936	+ 1,209,255	+ 64,636.30
		- 1.1%	+ 2.3%	+ 1.4%
<b>Hialeah Race Course, Inc.</b>				
1963-1964.....	40	611,309	70,341,840	6,199,625.64
1964-1965.....	40	625,690	75,770,975	6,630,234.55
		+ 14,381	+ 5,429,135	+ 430,608.91
		+ 2.4%	+ 7.7%	+ 6.9%
<b>Sunshine Park Racing Ass'n, Inc.</b>				
1963-1964.....	50	129,669	7,880,683	268,038.89
1964-1965.....	50	124,148	7,818,239	263,595.50
		- 5,521	- 62,444	- 4,443.39
		- 4.3%	- .8%	- 1.7%
<b>Tourist Attractions, Inc. (Pompano Harness)</b>				
1963-1964.....	46	187,847	6,581,688	581,952.55
1964-1965.....	90	333,262	15,859,879	1,376,952.90
<i>(Increase in Operating Dates—Fiscal 1965)</i>				
<b>Tropical Park, Inc.</b>				
1963-1964.....	40	277,605	33,896,862	2,963,767.95
1964-1965.....	40	280,802	36,316,520	3,177,955.24
		+ 3,197	+ 2,419,658	+ 214,187.29
		+ 1.2%	+ 7.1%	+ 7.2%
<b>TOTAL HORSE AND HARNESS TRACKS</b>				
1963-1964.....	216	1,672,556	170,551,057	14,598,785.87
1964-1965.....	260	1,825,092	188,824,852	16,098,775.33
	+ 44	+ 152,536	+ 18,273,795	+1,499,989.46
		+ 9.1%	+ 10.7%	+ 10.3%
<b>GREYHOUND TRACKS</b>				
<b>Associated Outdoor Clubs, Inc. (Tampa)</b>				
1963-1964.....	90	277,315	14,008,436	993,760.14
1964-1965.....	90	344,906	16,050,487	1,145,654.59
		+ 67,591	+ 2,042,051	+ 151,894.45
		+ 24.4%	+ 14.6%	+ 15.3%
<b>Biscayne Kennel Club, Inc.</b>				
1963-1964.....	90	484,692	23,429,102	1,749,064.55
1964-1965.....	90	619,504	30,067,236	2,258,608.92
		+ 134,812	+ 6,638,134	+ 509,544.37
		+ 27.8%	+ 28.3%	+ 29.1%
<b>Bonita-Ft. Myers Corporation</b>				
1963-1964.....	90	86,103	3,144,722	152,446.90
1964-1965.....	90	113,165	4,047,860	231,922.65
		+ 27,062	+ 903,138	+ 79,475.75
		+ 31.4%	+ 28.7%	+ 52.1%
<b>Broward County Kennel Club, Inc.</b>				
1963-1964.....	90	533,300	23,182,347	1,746,157.40
1964-1965.....	90	584,364	26,010,926	1,944,192.81
		+ 51,064	+ 2,828,579	+ 198,035.41
		+ 9.6%	+ 12.2%	+ 11.3%

	<i>Days</i>	<i>Paid Attendance</i>	<i>Pari-Mutuel Handle</i>	<i>Revenue To State</i>
<b>Daytona Beach Kennel Club, Inc.</b>				
1963-1964.....	98	271,330	12,036,557	830,526.77
1964-1965.....	91	263,034	11,988,156	827,697.00
	- 7	- 8,296	- 48,401	- 2,829.77
		- 3.1%	- .4%	- .3%
<b>Florida Greyhound Racing, Inc. (Pensacola)</b>				
1963-1964.....	98	173,320	6,830,088	434,129.33
1964-1965.....	90	194,490	7,671,970	497,959.02
	- 8	+ 21,170	+ 841,882	+ 63,829.69
		+ 12.2%	+ 12.3%	+ 14.7%
<b>Jacksonville Kennel Club, Inc.</b>				
1963-1964.....	90	118,711	6,027,743	389,388.27
1964-1965.....	90	128,568	6,758,947	442,424.16
		+ 9,857	+ 731,204	+ 53,035.89
		+ 8.3%	+ 12.1%	+ 13.6%
<b>Jefferson County Kennel Club, Inc. (Monticello)</b>				
1963-1964.....	92	73,834	3,304,662	151,436.32
1964-1965.....	91	84,090	4,019,705	226,373.78
	- 1	+ 10,256	+ 715,043	+ 74,937.46
		+ 13.9%	+ 21.6%	+ 49.5%
<b>Miami Beach Kennel Club, Inc.</b>				
1963-1964.....	90	428,124	19,012,134	1,399,466.22
1964-1965.....	90	470,312	20,826,312	1,538,713.44
		+ 42,188	+ 1,814,178	+ 139,247.22
		+ 9.9%	+ 9.5%	+ 10.0%
<b>Orange Park Kennel Club, Inc.</b>				
1963-1964.....	90	101,813	5,269,043	331,486.78
1964-1965.....	90	109,912	5,829,372	371,558.79
		+ 8,099	+ 560,329	+ 40,072.01
		+ 8.0%	+ 10.6%	+ 12.1%
<b>Palm Beach Kennel Club, Inc.</b>				
1963-1964.....	90	370,331	13,472,466	962,964.45
1964-1965.....	90	370,100	14,331,377	1,022,770.83
		- 231	+ 858,911	+ 59,806.38
		- .06%	+ 6.4%	+ 6.2%
<b>St. Petersburg Kennel Club, Inc.</b>				
1963-1964.....	90	502,561	18,731,581	1,373,997.17
1964-1965.....	90	607,293	22,286,562	1,635,741.64
		+ 104,732	+ 3,554,981	+ 261,744.47
		+ 20.8%	+ 19.0%	+ 19.0%
<b>Sanford-Orlando Kennel Club, Inc.</b>				
1963-1964.....	90	182,667	7,845,422	512,690.25
1964-1965.....	90	229,043	10,589,285	719,388.35
		+ 46,376	+ 2,743,863	+ 206,698.10
		+ 25.4%	+ 35.0%	+ 40.3%
<b>Sarasota Kennel Club, Inc.</b>				
1963-1964.....	91	237,415	10,594,456	719,830.50
1964-1965.....	85	268,442	12,317,065	849,959.51
	- 6	+ 31,027	+ 1,722,609	+ 130,129.01
		+ 13.1%	+ 16.3%	+ 18.1%
<b>Washington County Kennel Club, Inc.</b>				
1963-1964.....	86	73,182	2,421,871	95,843.26
1964-1965.....	91	79,049	2,573,059	100,678.18
	+ 5	+ 5,867	+ 151,188	+ 4,834.92
		+ 8.0%	+ 6.2%	+ 5.0%

	Days	Paid Attendance	Pari-Mutuel Handle	Revenue To State
<b>West Flagler Associates, Ltd.</b>				
1963-1964.....	102	710,941	29,901,376	2,248,245.54
1964-1965.....	90	695,801	29,537,684	2,228,642.25
(Change in Operating Dates—Fiscal 1965)				
<b>TOTAL GREYHOUND TRACKS</b>				
1963-1964.....	1467	4,625,639	199,212,006	14,091,433.85
1964-1965.....	1438	5,162,073	224,906,003	16,042,285.92
- 29	+ 536,434	+ 25,693,997	+ 1,950,852.07	
	+ 11.6%	+ 12.9%	+ 13.8%	
<b>JAI-ALAI FRONTONS</b>				
<b>Florida Jai-Alai, Inc. (Orlando)</b>				
1963-1964.....	113	179,668	5,543,983	304,659.27
1964-1965.....	100	161,156	5,452,538	299,307.73
- 13	- 18,512	- 91,445	- 5,351.54	
	- 10.3%	- 1.6%	- 1.8%	
<b>Fronton Exhibition Co. (Miami)</b>				
1963-1964.....	113	488,378	16,737,044	929,608.60
1964-1965.....	100	466,542	15,558,638	866,046.59
- 13	- 21,836	- 1,178,406	- 63,562.01	
	- 4.5%	- 7.0%	- 6.8%	
<b>The Fronton, Inc. (West Palm Beach)</b>				
1963-1964.....	113	157,171	3,526,707	199,219.81
1964-1965.....	100	161,313	4,220,282	234,799.43
- 13	+ 4,142	+ 693,575	+ 35,579.62	
	+ 2.6%	+ 19.7%	+ 17.9%	
<b>Gandy Operating Co. (Tampa)</b>				
1963-1964.....	113	209,544	5,904,983	326,485.20
1964-1965.....	100	193,259	5,332,991	297,222.90
- 13	- 16,285	- 571,992	- 29,262.30	
	- 7.8%	- 9.7%	- 9.0%	
<b>Monro Operating Co. (Dania)</b>				
1963-1964.....	113	412,719	12,255,203	700,736.71
1964-1965.....	100	377,332	11,519,380	665,682.85
- 13	- 35,387	- 735,823	- 35,053.86	
	- 8.6%	- 6.0%	- 5.0%	
<b>Volusia Jai-Alai, Inc. (Daytona)</b>				
1963-1964.....	87	133,316	4,325,357	237,034.83
1964-1965.....	120	190,481	6,483,348	353,715.29
(Change in Operating Dates—Fiscal 1965)				
<b>TOTAL JAI-ALAI FRONTONS</b>				
1963-1964.....	652	1,580,796	48,293,277	2,697,744.42
1964-1965.....	620	1,550,083	48,567,177	2,716,774.79
- 32	- 30,713	+ 273,900	+ 19,030.37	
	- 1.9%	+ .6%	+ .7%	
<b>TOTAL ALL TRACKS AND FRONTONS</b>				
1963-1964.....	2335	7,878,991	418,056,340	31,387,964.14
1964-1965.....	2318	8,537,248	462,298,032	34,857,836.04
- 17	+ 658,257	+ 44,241,692	+ 3,469,871.90	
	+ 8.4%	+ 10.6%	+ 11.1%	

This Report Does Not Include The Horse Track Purse Fund  
Breakage Tax Or Charity and Scholarship Day Amounts.

## ABANDONED PARI-MUTUEL TICKETS

Pursuant to Chapter 550.164, Florida Statutes, it was declared by the Legislature that all abandoned pari-mutuels tickets over one year of age should escheat to the State for deposit in the Principal of the State School Fund and to be used for the support and maintenance of our public free schools. Nine audits of these records were made during the fiscal year with a total of \$320,530.50 received by the Commission. Exhibit "E" of this report lists in detail the amounts remitted by the individual Associations.

## SCHOLARSHIP FUND

Pursuant to Chapter 550.08, Florida Statutes, the Legislature authorized the various tracks and frontons to operate additional days of racing for the expressed purpose of creating and providing State scholarships for qualified applicants from the net profits derived on these extra days. These scholarships are administered by the State Board of Regents for Institutions of Higher Learning. A total of \$474,937.22 was deposited to this fund during the past fiscal year. Exhibit "D" of this report lists the amounts raised by the participating licensees for this worthy project.

## CHARITY DAYS

Pursuant to Chapter 550.03, 61-995, 63-680 and 63-738, Florida Statutes, the Legislature authorized the various tracks and frontons to operate extra days of racing, wherein the profits would go to recognized charities and institutions of higher learning not already participating in a scholarship day. Twenty-six tracks conducted such extra days and a total of \$699,998.50 was raised for these organizations with the Commission supervising the distribution of this sum as follows:

University of Miami.....	\$197,561.91
University of Tampa.....	52,745.81
Miscellaneous Schools and Colleges.....	19,111.64
Community Chest and United Fund.....	186,685.16
Miscellaneous Local charities.....	243,893.98

## LITIGATION

During the fiscal year ending June 30, 1965, the Florida State Racing Commission was a party to three Court proceedings, two of which were pending at the beginning of the year.

In the 1964 report, mention was made of the proceedings wherein an action was brought by a protesting taxpayer attacking the constitutionality of Section 550.162, Florida Statutes, which grants to each dog track permittee a daily "initial expense of operation" allowance of \$170 per race to be deducted from the 17% commission prior to the imposition of the tax of the pool and the clearing of the same to the track operator. At the close of the past fiscal year, the matter was pending before the Circuit Court of Dade County, Florida, awaiting final ruling. By order dated the 31st day of July, 1964, the Circuit Court of Dade County upheld the constitutionality of Section 550.162, Florida Statutes and an appeal from this decision was taken to the Supreme Court of the State of Florida. The Supreme Court did, by Opinion filed on June 10, 1965, affirm the decision of the Circuit Court.

In the last report, mention was also made of a cause pending at the close of the year in the Third District Court of Appeal arising from a ruling of the stewards at Tropical Park which was upheld by the Florida State



Racing Commission, allowing the return of a horse entered as a colt by a person who claimed it after a determination was made that the said horse was a monorchid. This matter was terminated in favor of the Commission, as the Third District Court of Appeal did by Order entered on October 3, 1964 grant the Respondents' Motion to Dismiss the Appeal.

During the past year an action was brought by a party (Jule Fink) seeking to have this Commission reinstate a license to own and race horses in Florida which had been issued to him in January of 1964 by the prior State Racing Commission and subsequently inactivated and revoked by that body. There were many pleadings filed and numerous hearings held before the Circuit Court of Dade County, Florida. During the pendency of the proceedings in the Circuit Court and before final determination, the Petitioner sought to have the Supreme Court of Florida entertain an original Petition for an Alternative Writ of Mandamus. This action was resisted by the Commission and after pleadings and oral argument, the Supreme Court entered an Opinion as of the 13th day of July, 1965, denying the Petition for Writ of Mandamus without prejudice to pursuing the matter in the Circuit Court wherein the cause is presently pending.

## LEGISLATION

The 1965 session of the Florida State Legislature enacted several changes in the racing laws of Florida.

Chapter 65-383, Laws of Florida 1965, amended Chapter 550, by adding section 550.39, which provided for the authorization of harness racing, quarter horse or thoroughbred racing at the permittee's option of certain permit holders of tracks located west of the St. Johns River (Seminole Park in Casselberry, Florida) in counties where no thoroughbred horse track is located, to run up to ninety (90) days of harness horse, quarter horse or thoroughbred racing in a summer season between April 16 and September 30.

This amendment also provided for the winter racing season in such counties between October 1 and April 15. Such racing in the summer can be conducted either day or night or part by day and part by night.

The amendment further provides for a sliding scale daily license fee to the State based on the volume of business at said tracks. The daily license fee will be distributed three-fourths to the counties and one-fourth to the General Revenue Fund.

Chapter 65-381, Laws of Florida 1965, amended section 550.26, by adding subsection (6); which provides for the promotion of harness racing and Florida-bred harness horses.

This amendment decrees that 50% of the breaks tax levied on pari-mutuels pools conducted by harness race tracks will be paid to the State treasury to be kept in a special fund to be designated as the Florida Harness Horse Racing Promotion Trust Fund. It is the Legislature's intention that the moneys in the Florida Harness Horse Racing Promotion Trust Fund be allocated for the supplementing and augmenting of purses and prizes and for the general promotion of owning and breeding standard bred horses in Florida.

Chapter 65-352, Laws of Florida, 1965, amended section 550.03, by adding one additional day of racing to the current allocation for charitable purposes.

The Racing Commission was granted the authority to extend the limitations of time for horse tracks, greyhound tracks and jai-alai frontons to con-

duct two days at any pari-mutuels installation for one or more recognized and established charitable institution located within 100 miles road travel from each track granted said extension. This amendment further provides that for the purposes of this section the University of Miami, Jacksonville University, Nova University of Advanced Technology, and other institutions of higher learning, including junior colleges, not already participating in charity or scholarship racing days shall be deemed to be charitable institutions and that a portion of the proceeds not less than 25% may be paid to said eligible schools.

In the event that this second day of racing for charitable purposes is conducted by a track in Duval or Clay County, the proceeds for charity purposes shall be allocated by payment of 50% to institutions of higher learning or junior colleges in Duval County; 25% to the St. Johns River Junior College in Putnam County; and 25% to the Lake City Junior College in Columbia County. The amendment further provides that the total of all profits derived from the operation on such charity days including all monies otherwise received by the State Racing Commission as taxes for such day's operation shall become part of the charity trust fund.

Chapter 65-435, Laws of Florida 1965, was a law relating to the allocation by the Racing Commission of racing dates to greyhound tracks, jai-alai frontons, and harness horse tracks.

This Law specifically grants the power to the Racing Commission to grant dates, providing limitations for minimum and maximum allocations. All greyhound tracks, jai-alai frontons and harness horse tracks can receive no less than 90 and no more than 105 days, and further that the greyhound tracks and harness tracks can not operate for more days than are granted to the jai-alai frontons. Scholarship and charity days are excepted by these limitations.

Chapter 65-530, Laws of Florida 1965, is a law relating to the division of harness racing meetings between two locations.

This Law enables all holders of harness racing permits who are authorized by law to divide their season of racing between a leased location and their permanent location to have the right to accomplish this division by leasing facilities in a county having two or more horse tracks operating under valid permits, and for them to conduct not more than 45% of their allowable racing days at the leased location. This Law therefore permits the operators of Tourist Attractions, Inc., (Pompano Park) to operate 45% of their meeting in Dade County, where there are presently two horse tracks having valid permits.

Chapter 65-351, Laws of Florida 1965, amended section 550.11, by further limiting taxation against race tracks and their patrons.

This amendment allows that the tax imposed by section 550.10 shall be in lieu of all license, excise or occupational taxes to the State or any county, city, town or other political subdivision thereof, except that when any race meeting is held or conducted in any incorporated city or town, such city or town may assess and collect an additional tax against any person conducting racing within its corporate limits not to exceed \$150 per day for horse racing and \$50 per day for dog racing; and, except as herein provided, no incorporated city or town shall by ordinance or resolution enacted assess or collect any additional excise or revenue tax against any person conducting race meetings within the corporate limits of such city or town, or against any patron of these tracks.

Chapter 65-441, Laws of Florida 1965, known as Section 550.84, was perhaps the most significant new act of legislation. This established the possibility of summer thoroughbred horse racing in South Florida, already the winter horse racing capital of the world.

The Law provided that in any area where there are three or more thoroughbred horse race tracks within 100 miles of each other, each permit holder will be allotted 30 days of thoroughbred horse racing between June 1 and November 1 of each year. The racing will be conducted between noon and six P.M. every day.

These 90 days are in addition to the 120 already authorized by law. In addition, the summer racing law provides for the addition of one day at each track for charity, and that the University of Miami, Jacksonville University, Nova University of Advanced Technology, and other institutions of higher learning, including junior colleges not already participating in charity or scholarship racing days shall be deemed to be charitable institutions and that no less than 25% of the proceeds available be paid to these charitable institutions of higher learning.

The Legislature also provides for a second additional day at each summer thoroughbred track, from which the proceeds shall be paid to the State Treasury for a scholarship trust fund which will be administered by the Board of Regents of the State.

The Legislature also provided new Section 550.085, which clarified the breakdown from all pari-mutuels pools, granting the State 8% of same. After expenses of the Racing Commission are paid, the remaining monies will be divided equally among the counties and will be remitted to the counties on or before December 1st of each year that summer racing is conducted.

The tracks will take 7% of the total pools. The breakage tax is provided for in accordance with existing section 550.26. A significant point in 550.085 is that the breakage tax monies paid into the Florida Horse Racing Promotion Trust Fund to supplement purses, stakes races and to pay breeders' awards, cannot be used to pay any portion of the \$2,500 minimum purse provided for by new Section 550.087.

Only one occupational license tax is required at these tracks. The tax on admissions pertains to summer as well as winter racing. No additional license, excise, admission or occupational tax besides those already required in Section 550.11 shall be levied by any city, county or town.

Section 550.086 provides that the tracks eligible must apply for their summer dates on or before November 1 of each year. The Racing Commission shall issue a license on or before November 15 of each year.

Section 550.087 requires that the minimum purse for summer racing will be \$2,500 and that the tracks are required to distribute in total purse money no less than 20% more than its minimum purse which will help Florida's summer racing program compete with summer tracks in other States.

Section 550.088 further provides that the Racing Commission has the right to allocate any days or dates not applied for by November 1 to any other authorized summer track. The period between November 1 and November 10 has been provided for amended applications. The Racing Commission can only grant a total of 90 days for summer racing. Any track which fails to race in the summer is not precluded from making application in subsequent years.

In addition to the above listed Legislation, there were special population acts passed which affect certain counties in which racing is conducted.



Chapter 65-1049, now refers to only Dade County, since Chapter 65-1122 repealed any other counties which might have been eligible. At Dade County tracks, the Racing Commission has been authorized to grant one extra day of racing in addition to the number already provided by law. The proceeds from this extra day shall be paid to the Board of Public Instruction to be used solely for granting scholarships to junior colleges.

Chapter 65-926 includes Pinellas County. It provides for one extra day of racing to be granted by the Racing Commission in addition to the number already provided by law. The proceeds from this day shall be paid to the trustees or other governing body of any institutions of higher learning other than institutions under the jurisdiction of the Board of Regents, located in Pinellas County and having comparable standards for entrance and graduation as is prescribed for State senior universities granting four year degrees. These funds shall be used solely for granting scholarships, other than athletic, and said scholarships are restricted to students attending such institutions and residents of the State of Florida. Preference will be given students who are residents of Pinellas County. Only those institutions of higher learning located in said counties which apply in writing to the State Racing Commission on or before October 1 of each year may participate.

### INVESTIGATION DEPARTMENT

This Department continued to strengthen its liaison with Federal, State and local law enforcement agencies, racing industry security organizations and track security personnel. The responsibility for correlation of law enforcement in racing requires cooperation and exchange of information and ideas which will serve the best interests of the general public and racing industry.

Fingerprints of 3,391 individuals engaged in racing were added to some 25,000 fingerprint cards previously on file with the Commission.

Felony records on 49 applicants were disclosed after reviewing Federal Bureau of Investigation records. Convicted felons are denied employment within the racing industry in Florida when such conviction is in conflict with the laws of the State of Florida.

During the fiscal period 339 bookmakers, touts and other undesirables were ejected by track and fronton security personnel in cooperation with members of this Department. Ejection lists are periodically distributed to all frontons and tracks within the State of Florida.

There were 576 new investigative cases processed, 445 of this total initiated after January 1, 1965. Background investigations were conducted on all new applicants for licenses during the year. Numerous investigations were conducted on subjects appealing their ejections or those previously denied licenses. All racing operation irregularities during the reporting period, were investigated. There were four convictions obtained of subjects arrested for violations of State Statutes pertaining to the racing industry.

All pari-mutuels installations in the State were regularly inspected. This assures compliance with security and safety rules and regulations, furthering the protection of the general public and racing industry.

### LABORATORY

One of the greatest functions of the Racing Commission, which renders invaluable aid to guarantee protection for the general public and those involved in the racing industry, is the operation of the Commission Laboratory.

The function of the Laboratory is to keep racing clean by detecting the presence of drugs, stimulants and depressants in the saliva and/or urine samples of selected animals. These drugs, which affect the racing and physical condition of greyhounds and horses currently competing, are forbidden, and air-tight security is our constant objective.

During the past fiscal year, 14,276 specimens were received in the Laboratory and 18,554 separate analyses were performed. From this great quantity, there were only 24 which could be identified as chemically positive. Greyhounds involved numbered 19, while horses provided five cases.

The Laboratory developed and expanded its research program and perfected technique through various experimental programs involving new drugs on the market, creditable reports of drugs being experimented with in the industry, plus additional drug and metabolite excretion studies.

### FLORIDA BREEDING

The thoroughbred horse breeding industry in the State of Florida has grown to tremendous proportions.

There are more than 140 breeding farms throughout the State at this time. Several more in planning stages will be operated by breeders from other parts of the country who are taking heed of the tremendous development and yet untapped potential of the Florida-bred horse. Of the total, 73 farms lie in and around the Marion County area, recognized as the main base of operation for Florida-bred horse farms.

There were more than 1,200 foals in the 1965 crop of Florida-bred fillies and colts, and the State's broodmare population has expanded beyond the 2,000 figure.

There were 180 races held during the past racing season in which Florida-bred horses were preferred as entries. Of these races, five were added money stakes events restricted exclusively to Florida-breds. An overall recap of the past season's 1,698 races held at thoroughbred race tracks found 272 won by Florida-breds, a new all-time high figure of 16%.

Florida-breds establishing and maintaining their reputation in the national racing picture included handicap stars Roman Brother, which has earned more than \$700,000, Cedar Key and Ampose. Hail to All and Flag Raiser are two of the nation's elite three-year old campaigners. Newest figures on the horizon, at this writing, include two-year old stakes horses Native Street, Never in Paris, Sundestine, Handsome Boy and Flame Tree.

One of the feature attractions of the winter racing season has become the Annual Sales of two-year olds in training conducted at Hialeah by the Florida Breeders Sales Company. Last year a record 210 juveniles were sold for an all-time high gross of more than \$2,500,000. The sales average of \$12,000 per horse offers sufficient proof that the market for available Florida-breds has a phenomenal foundation.

### CONCLUSION

We, the members of the Florida State Racing Commission, express to you our appreciation for the trust and confidence which you have placed in us. We assure you that we will always protect the interest of the general public, members of the various phases of the racing industry, and the State of Florida, by seeing to it that racing is conducted in only the highest possible manner.

Respectfully,

Judge Louie Bandel, Chairman  
Jack L. Fiveash, Secretary  
Robert C. Lechner, Member  
James L. Lee, Sr., Member  
Martin Segal, Member

EXHIBIT "A"  
 FLORIDA STATE RACING COMMISSION  
**PAID ATTENDANCE, PARI-MUTUEL HANDLE,  
 STATE REVENUE**

SEASON 1931-32 THRU SEASON 1964-65

Season	Number of Racing Days	Total Paid Attendance	Total Pari-Mutuel Handle	State Revenue as a Per Cent of Handle	Total State Revenue
1931-1932.....	462	1,157,161	\$ 17,365,424.00	4.24%	\$ 737,300.70
1932-1933.....	550	1,281,017	19,146,938.00	3.99	763,877.09
1933-1934.....	609	1,591,024	27,549,567.00	3.89	1,072,364.22
1934-1935.....	775	2,024,636	36,577,493.00	3.83	1,401,176.87
1935-1936.....	906	1,854,292	38,826,132.00	3.70	1,436,957.07
1936-1937.....	1,029	2,330,964	50,121,647.00	3.67	1,838,338.53
1937-1938.....	1,053	2,401,367	54,047,114.00	3.64	1,969,740.68
1938-1939.....	1,025	2,373,271	55,272,416.00	3.62	2,000,758.63
1939-1940.....	1,057	2,517,436	64,388,377.00	3.58	2,302,834.13
1940-1941.....	902	2,695,464	68,280,202.00	3.57	2,436,374.09
1941-1942.....	972	2,195,080	63,601,585.00	6.91	4,392,861.86
1942-1943.....	734	854,256	26,658,646.00	4.00	1,066,087.70
1943-1944.....	982	2,458,933	109,561,969.00	6.23	6,824,272.72
1944-1945.....	333	945,341	35,171,557.00	5.71	2,007,853.08
1945-1946.....	1,442	4,448,084	211,571,289.00	7.35	15,554,033.94
1946-1947.....	1,298	4,444,543	194,710,333.00	7.54	14,680,730.51
1947-1948.....	1,318	4,344,479	180,647,561.00	7.50	13,542,407.27
1948-1949.....	1,404	4,641,038	178,171,736.00	7.42	13,222,461.84
1949-1950.....	1,377	4,539,742	178,842,858.00	7.33	13,101,521.89
1950-1951.....	1,378	4,643,293	204,385,597.00	7.34	14,997,486.10
1951-1952.....	1,432	5,279,674	248,728,380.00	7.27	18,090,497.77
1952-1953.....	1,549	5,732,369	272,696,059.00	7.24	19,734,513.61
1953-1954.....	1,722	5,812,577	276,681,999.00	7.24	20,026,021.78
1954-1955.....	1,731	5,809,467	284,044,131.00	7.22	20,521,462.81
1955-1956.....	1,879	5,915,941	310,681,432.00	7.78	24,180,833.82
1956-1957.....	1,907	6,035,932	322,948,073.00	7.73	24,969,496.52
1957-1958.....	2,012	5,626,152	315,546,506.00	7.70	24,306,949.76
1958-1959.....	2,055	5,966,709	329,141,335.00	7.64	25,157,459.81
1959-1960.....	2,180	6,209,688	347,947,488.00	7.65	26,609,331.64
1960-1961.....	2,216	6,328,535	344,173,946.00	7.60	26,163,297.64
1961-1962.....	2,273	6,735,583	363,082,896.00	7.55	27,420,986.32
1962-1963.....	2,276	6,919,691	374,598,480.00	7.58	28,392,064.52
1963-1964.....	2,335	7,878,991	418,056,340.00	7.54	31,503,458.39
1964-1965.....	2,318	8,537,248	462,298,032.00	7.57	34,984,262.18
<b>TOTALS.....</b>	<b>47,491</b>	<b>142,529,978</b>	<b>\$6,485,523,538.00</b>	<b>7.20%</b>	<b>\$467,410,075.49</b>

**DISTRIBUTION OF STATE REVENUE:**

To Counties.....	\$222,389,535.31
To State General Fund — Old Age Assistance.....	225,265,333.19
To State General Fund—Service Charges.....	7,804,799.90
Operating Expenses.....	11,377,685.08
Commission Cash Accounts and Taxes In Transit as of June 30, 1965.....	572,722.01
<b>TOTAL.....</b>	<b>\$467,410,075.49</b>

\* These Figures do not include Board of Regents Scholarship, Escheat Ticket or Horse Racing Promotion Trust Funds Receipts.

## EXHIBIT "B"

**FLORIDA STATE RACING COMMISSION  
STATEMENT OF RECEIPTS AND EXPENDITURES**

JULY 1, 1964 TO JUNE 30, 1965 INCLUSIVE

**RECEIPTS**

SOURCE

## STATE RACING COMMISSION FUND:

## Admission Taxes:

Dog Tracks.....	\$ 539,455.02	
Jai-Alai Frontons.....	208,748.19	
Horse Tracks.....	403,174.89	
Harness Track.....	57,508.99	
Total.....		\$ 1,208,887.09

## Commissions on Pari-Mutuel Handle:

Dog Tracks 3/17 of Net		
Commissions.....	\$6,169,205.55	
Dog Tracks Flat Rate		
in lieu of 3/17.....	9,600.00	
Jai-Alai Frontons 3%.....	1,457,015.31	
Horse Tracks 3%.....	4,954,402.02	
Horse Tracks Flat Rate in lieu		
of 3%.....	150,000.00	
Harness Track 3%.....	475,796.37	
Total.....		13,216,019.25

## Licenses, Registrations and Miscellaneous:

Occupational Licenses.....	\$ 107,227.25	
Assumed Name Registrations....	16,400.00	
Color Registrations.....	1,862.00	
Miscellaneous Receipts.....	936.89	
Total.....		126,426.14

## STATE RACING COMMISSION ADDITIONAL FUND:

## Commissions on Pari-Mutuel Handle:

Dog Tracks 2/17 of Net		
Commission.....	\$4,112,803.70	
Dog Tracks 25% of Breakage....	272,998.58	
Harness Track 2%.....	317,197.58	
Harness Track 25% of Breakage..	52,312.80	
Total.....		4,755,312.66

TOTAL STATE RACING COMMISSION FUNDS RECEIPTS..... \$19,306,645.14

**GENERAL REVENUE FUND:**

Commissions on Pari-Mutuel Handle:	
Dog Tracks 2/17 of Net Commission	\$ 4,112,803.70
Dog Tracks Flat Rate in lieu of 2/17	6,400.00
Dog Tracks 75% of Breakage	819,019.37
Jai-Alai Frontons 2%	971,343.54
Jai-Alai Frontons 50% of Breakage	79,667.75
Horse Tracks 5%	8,257,336.70
Horse Tracks Flat Rate in lieu of 5%	50,000.00
Horse Tracks 50% of Breakage	906,908.82
Harness Track 2%	317,197.58
Harness Track 75% of Breakage	156,939.58
<b>TOTAL GENERAL REVENUE FUND RECEIPTS</b>	<b>15,677,617.04</b>
<b>TOTAL RACING COMMISSION FUNDS AND GENERAL REVENUE RECEIPTS</b>	<b>\$34,984,262.18</b>

**TRUST FUNDS:**

Racing Scholarship Fund—	
Board of Regents (Exhibit "D")	\$ 474,937.22
Principal State School Fund—	
Escheat Tickets (Exhibit "E")	320,530.50
Florida Horse Racing Promotion Fund (Exhibit "F")	906,907.98
<b>TOTAL TRUST FUNDS</b>	<b>1,702,375.70</b>
<b>TOTAL RACING SOURCE RECEIPTS</b>	<b>\$36,686,637.88</b>

Balance on Hand July 1, 1964  
as follows:

State Racing Commission Cash Accounts	\$ 18,181.50
Florida Horse Racing Promotion Fund Cash Account	66,842.39
Remittances in Transit from Tracks	423,788.05
<b>TOTAL AVAILABLE AND TO BE ACCOUNTED FOR</b>	<b>\$37,195,449.82</b>

**APPLICATION**

**EXPENDITURES**

**ADMINISTRATIVE SALARIES:**

Commissioners	\$ 12,606.56	
Commission Attorneys	6,649.70	
General Office	98,441.53	
Laboratory	33,620.78	\$ 151,318.57

**TRACK SUPERVISION SALARIES:**

Track/Fronton Chief Auditors	\$ 39,227.00	
Dog Racing Associations	273,761.00	
Jai-Alai Frontons	88,270.00	
Horse Racing Associations	91,811.00	
Harness Track Association	37,162.00	530,231.00
<b>TOTAL SALARIES</b>		<b>\$ 681,549.57</b>

**TRAVELING EXPENSES:**

Commissioners	\$ 12,384.08	
Commission Attorneys	1,771.66	
Employees and Others	23,876.80	
<b>TOTAL TRAVEL EXPENSES</b>		<b>38,032.54</b>

**MISCELLANEOUS LABORATORY EXPENSES:**

Chemicals and Supplies	\$ 6,515.73	
Consultant Services	1,371.00	
Freight, Express and Cartage	404.72	
Laundry	188.94	
Postage	979.70	
Printing and Binding	253.42	
Rental	7,728.00	
Repairs to Equipment	286.13	
Stationery, Office Supplies and Fees	31.75	
Telephone and Telegraph	148.89	\$ 17,908.28



MISCELLANEOUS ADMINISTRATIVE EXPENSES:

Association Dues.....	\$ 1,600.00	
Credit Information.....	65.90	
Fees and Miscellaneous.....	1,182.41	
Freight, Express and Cartage.....	119.41	
Information and Evidence.....	171.30	
Insurance and Bond Premiums.....	4,433.73	
Judge's Fees—Occupational Licenses.....	4,353.25	
Legal, Court Reporting and Professional Services.....	9,850.74	
Other Contractual Services.....	767.20	
Other Materials and Supplies.....	128.30	
Photographic Materials and Registrations.....	799.63	
Postage.....	2,072.91	
Printing and Binding.....	3,750.89	
Rental—Miami Office.....	8,204.00	
Rental of Equipment.....	402.00	
Repairs and Maint. of Equipment...	1,709.26	
Stationery and Office Supplies.....	3,315.62	
Telephone and Telegraph.....	8,422.82	51,349.37
Transfers to Merit System Council...		500.00
TOTAL MISCELLANEOUS EXPENSES.....		69,757.65

CAPITAL OUTLAY:

Laboratory Equipment.....	\$ 5,227.10	
Office Furniture and Equipment.....	3,716.43	
TOTAL CAPITAL OUTLAY.....		8,943.53
TOTAL EXPENDED BY THE COMMISSION FOR OPERATIONS.....		\$ 798,283.29

DISTRIBUTION OF FUNDS AFTER COST OF OPERATIONS:

Regular Distribution to Counties.....	\$13,065,000.00	
Additional Distribution to Counties.....	4,522,500.00	
Regular 4% Distribution to General Revenue.....	592,232.18	
Additional 4% Distribution to General Revenue....	196,225.67	
To General Revenue.....	15,675,038.83	
To Board of Regents for Racing Scholarship Fund..	474,937.22	
To Principal of State School Fund from Escheated Tickets.....	320,530.50	
To Various Horse Tracks—Payment of Breakage Awards.....	973,750.37	
To Various 1963-64 Trade Accounts Payable.....	6,606.36	
To Revolving Fund and Prepaid Postage Accounts..	1,999.27	
Refunds of Occupational Licenses and Fees.....	58.50	35,828,878.90
GRAND TOTAL EXPENDITURES.....		\$36,627,162.19

Balance on Hand—June 30, 1965 as follows:

State Racing Commission Cash Accounts.....	\$ 138,498.16	
Remittances in Transit from Tracks.....	434,223.85	\$ 572,722.01
Less: 1964-65 Trade Accounts Payable.....		4,434.38
TOTAL ACCOUNTED FOR...		568,287.63
		<u>\$37,195,449.82</u>




EXHIBIT "C"  
**FISCAL YEAR 1964-1965**  
**SUMMARY OF RACING REVENUES**

SOURCES OF RACING REVENUE	No. Racing Days	No. Performances Held	Paid Attendance	Tax on Attendance	Pari-Mutuel Handle	Net Commission & Sliding Scale on P/M Handle 3/17	Net Commission & Sliding Scale on P/M Handle 2/17	2/17 of Net Commission on P/M Handle	Breakage 25%	Breakage 75%	TOTAL State Revenue	Fla. Horse Racing Promotion Trust Fund—Breakage	Dog Track Allowance Up to \$170 Per Race	Net Track Comm. & Sliding Scale 10/17	Fronton Breakage	Total Track Revenue From P/M Handle	Distributed to Public From P/M Handle
<b>GREYHOUND RACING ASSOCIATIONS</b>																	
Associated Outdoor Clubs, Inc.	90	111	344,906	\$ 35,479.19	\$ 16,050,487.00	\$ 445,514.61	\$ 297,009.74	\$ 297,009.74	\$ 17,659.93	\$ 52,981.38	\$ 1,145,654.59		\$ 204,000.00	\$ 1,485,048.70		\$ 1,689,048.70	\$ 13,251,262.90
Biscayne Kennel Club, Inc.	90	90	619,504	64,857.02	30,067,236.00	872,257.08	581,504.72	581,504.72	39,621.10	118,864.28	2,258,608.92		168,640.00	2,907,523.60		3,076,163.60	24,797,320.50
Bonita-Ft. Myers Corporation	90	108	113,165	11,568.83	4,047,860.00	86,165.28	57,443.52	57,303.52	4,859.98	14,581.52	231,922.65		197,030.00	290,193.88		487,223.88	3,340,282.30
Broward County Kennel Club, Inc.	90	90	584,364	62,973.44	26,010,926.00	750,627.78	500,418.52	500,418.52	32,438.26	97,316.29	1,944,192.81		168,300.00	2,502,092.60		2,670,392.60	21,459,314.03
Daytona Beach Kennel Club, Inc.	91	127	263,034	27,343.16	11,988,156.00	318,784.68	212,523.12	212,523.12	14,130.30	42,392.62	827,697.00		231,540.00	1,062,615.60		1,294,155.60	9,893,646.56
Florida Greyhound Racing, Inc.	90	129	194,490	21,128.09	7,671,970.00	188,789.10	125,859.40	125,859.40	9,080.32	27,242.71	497,959.02		234,430.00	629,297.00		863,727.00	6,331,412.07
Jacksonville Kennel Club, Inc.	90	94	128,568	12,856.80	6,758,947.00	171,868.41	114,578.94	114,578.94	7,134.91	21,406.16	442,424.16		175,100.00	572,894.70		747,994.70	5,581,384.94
Jefferson County Kennel Club, Inc.	91	110	84,090	8,544.69	4,019,705.00	84,494.10	56,329.40	56,009.40	5,248.67	15,747.52	226,373.78		198,897.28	287,619.67		486,516.95	3,315,358.96
Miami Beach Kennel Club, Inc.	90	90	470,312	50,719.24	20,826,312.00	595,089.36	396,726.24	396,726.24	24,862.87	74,589.49	1,538,713.44		168,300.00	1,983,631.20		2,151,931.20	17,186,386.60
Orange Park Kennel Club, Inc.	90	95	109,912	10,991.20	5,829,372.00	143,681.16	95,787.44	95,787.44	6,327.54	18,984.01	371,558.79		176,800.00	478,937.20		655,737.20	4,813,067.21
Palm Beach Kennel Club, Inc.	90	106	370,100	37,697.43	14,331,377.00	395,381.31	263,587.54	263,587.54	15,628.85	46,888.16	1,022,770.83		195,840.00	1,317,937.70		1,513,777.70	11,832,525.90
St. Petersburg Kennel Club, Inc.	90	123	607,293	62,313.86	22,286,562.00	628,996.86	419,331.24	419,331.24	26,441.74	79,326.70	1,635,741.64		224,400.00	2,096,656.20		2,321,056.20	18,392,078.02
Sanford-Orlando Kennel Club, Inc.	90	130	229,043	23,955.75	10,589,285.00	275,978.55	183,985.70	183,985.70	12,870.17	38,612.48	719,388.35		236,300.00	919,928.50		1,156,228.50	8,737,623.90
Sarasota Kennel Club, Inc.	85	124	268,442	27,843.31	12,317,065.00	329,791.95	219,861.30	219,861.30	13,149.98	39,451.67	849,959.51		225,080.00	1,099,306.50		1,324,386.50	10,170,562.30
Washington County Kennel Club, Inc.	91	101	79,049	7,904.90	2,573,059.00	35,014.80	23,343.20	23,343.20	4,252.62	12,759.46	100,678.18		80,455.22	281,203.61		361,658.83	2,118,626.89
West Flagler Associates, Ltd.	90	90	695,801	73,278.11	29,537,684.00	856,370.52	570,913.68	570,913.68	39,291.34	117,874.92	2,228,642.25		168,640.00	2,854,568.40		3,023,208.40	24,359,111.46
<b>TOTAL GREYHOUND TRACKS</b>	<b>1438</b>	<b>1718</b>	<b>5,162,073</b>	<b>\$ 539,455.02</b>	<b>\$ 224,906,003.00</b>	<b>\$ 6,178,805.55</b>	<b>\$ 4,119,203.70</b>	<b>\$ 4,112,803.70</b>	<b>\$ 272,998.58</b>	<b>\$ 819,019.37</b>	<b>\$ 16,042,285.92</b>		<b>\$ 3,053,752.50</b>	<b>\$ 20,769,455.06</b>		<b>\$ 23,823,207.56</b>	<b>\$ 185,579,964.54</b>
<b>JAI-ALAI FRONTONS</b>																	
Florida Jai-Alai, Inc.	100	140	161,156	\$ 18,186.79	\$ 5,452,538.00	3% Comm. \$ 163,576.14	2% Comm. \$ 109,050.76			50% \$ 8,494.04	\$ 299,307.73			12% \$ 654,304.56	50% \$ 8,493.40	\$ 662,797.96	\$ 4,508,619.10
Fronton Exhibition Co., Inc.	100	100	466,542	64,312.71	15,558,638.00	466,759.14	311,172.76			23,801.98	866,046.59			1,867,036.56	23,789.51	1,890,826.07	12,866,078.05
Fronton, Inc.	100	117	161,313	16,131.30	4,220,282.00	126,608.46	84,405.64			7,654.03	234,799.43			506,433.84	7,645.75	514,079.59	3,487,534.28
Gandy Operating Co., Inc.	100	100	193,259	21,050.91	5,332,991.00	159,989.73	106,659.82			9,522.44	297,222.90			639,958.92	9,521.82	649,480.74	4,407,338.27
Monro Operating Co., Inc.	100	100	377,332	69,374.64	11,519,380.00	345,581.40	230,387.60			20,339.21	665,682.85			1,382,325.60	20,329.21	1,402,654.81	9,520,416.98
Volusia Jai-Alai, Inc.	120	162	190,481	19,691.84	6,483,348.00	194,500.44	129,666.96			9,856.05	353,715.29			778,001.76	9,839.84	787,841.60	5,361,482.95
<b>TOTAL JAI-ALAI FRONTONS</b>	<b>620</b>	<b>719</b>	<b>1,550,083</b>	<b>\$ 208,748.19</b>	<b>\$ 48,567,177.00</b>	<b>\$ 1,457,015.31</b>	<b>\$ 971,343.54</b>			<b>\$ 79,667.75</b>	<b>\$ 2,716,774.79</b>			<b>\$ 5,828,061.24</b>	<b>\$ 79,619.53</b>	<b>\$ 5,907,680.77</b>	<b>\$ 40,151,469.63</b>
<b>HARNESS RACING ASSOCIATIONS</b>																	
Tourist Attractions, Inc.	90	90	333,262	\$ 57,508.99	\$ 15,859,879.00	3% Comm. \$ 475,796.37	2% Comm. \$ 317,197.58	2% Comm. \$ 317,197.58	25% \$ 52,312.80	75% \$ 156,939.58	\$ 1,376,952.90			10% \$ 1,585,987.90		\$ 1,585,987.90	\$ 12,954,447.19
<b>HORSE RACING ASSOCIATIONS</b>																	
Gulfstream Park Racing Ass'n., Inc.	40	40	461,190	\$ 131,538.17	\$ 53,059,239.00	3% Comm. & Flat Rate \$ 1,591,777.17	5% Comm. & Flat Rate \$ 2,652,961.95			50% \$ 273,759.85	\$ 4,650,037.14	50% \$ 273,759.65		7% Comm. & Flat Rate \$ 3,714,146.73		\$ 3,714,146.73	\$ 44,552,833.65
Hialeah Race Course, Inc.	40	40	625,690	176,943.05	75,770,975.00	2,273,129.25	3,788,548.75			391,613.50	6,630,234.55	391,613.25		5,303,968.25		5,303,968.25	63,622,102.00
Sunshine Park Racing Ass'n., Inc.	50	50	124,148	13,781.07	7,818,239.00	150,000.00	50,000.00			49,814.43	263,595.50	49,814.22		972,735.85		972,735.85	6,545,874.50
Tropical Park, Inc.	40	40	280,802	80,912.60	36,316,520.00	1,089,495.60	1,815,826.00			191,721.04	3,177,955.24	191,720.86		2,542,156.40		2,542,156.40	30,485,600.10
<b>TOTAL HORSE TRACKS</b>	<b>170</b>	<b>170</b>	<b>1,491,830</b>	<b>\$ 403,174.89</b>	<b>\$ 172,964,973.00</b>	<b>\$ 5,194,402.02</b>	<b>\$ 8,307,336.70</b>			<b>\$ 906,908.82</b>	<b>\$ 14,721,822.43</b>	<b>\$ 906,907.98</b>		<b>\$ 12,533,007.23</b>		<b>\$ 12,533,007.23</b>	<b>\$ 145,206,410.25</b>
<b>TOTAL ALL TRACKS AND FRONTONS</b>	<b>2318</b>	<b>2697</b>	<b>8,537,248</b>	<b>\$ 1,208,887.09</b>	<b>\$ 462,298,032.00</b>	<b>\$ 13,216,019.25</b>	<b>\$ 13,715,081.52</b>	<b>\$ 4,430,001.28</b>	<b>\$ 325,311.38</b>	<b>\$ 1,962,535.52</b>	<b>\$ 34,857,836.04</b>	<b>\$ 906,907.98</b>	<b>\$ 3,053,752.50</b>	<b>\$ 40,716,511.43</b>	<b>\$ 79,619.53</b>	<b>\$ 43,849,883.46</b>	<b>\$ 383,892,291.61</b>

In addition to Grand Total Receipts see Exhibits "D" and "E" for other funds collected.

<b>OTHER INCOME:</b>	
Occupational Licenses	\$ 107,227.25
Assumed Names Registrations	16,400.00
Color Registrations	1,862.00
Miscellaneous	936.89
<b>TOTAL OTHER INCOME</b>	<b>\$ 126,426.14</b>
<b>GRAND TOTAL RECEIPTS</b>	<b>\$ 34,984,262.18</b>



EXHIBIT "C"  
**FISCAL YEAR 1964-1965**  
**SUMMARY OF RACING REVENUES**

SOURCES OF RACING REVENUE	No. Rac-ing Days	No. Per-form-ances Held	Paid Attend-ance	Tax on Attendance	Pari-Mutuel Handle	Net Commission & Sliding Scale on P/M Handle 3/17	Net Commission & Sliding Scale on P/M Handle 2/17	2/17 of Net Commission on P/M Handle	Breakage 25%	Breakage 75%	TOTAL State Revenue	Fla. Horse Racing Promotion Trust Fund—Breakage	Dog Track Allowance Up to \$170 Per Race	Net Track Comm. & Sliding Scale 10/17	Fronton Breakage
<b>GREYHOUND RACING ASSOCIATIONS</b>															
Associated Outdoor Clubs, Inc.....	90	111	344,906	\$ 35,479.19	\$ 16,050,487.00	\$ 445,514.61	\$ 297,009.74	\$ 297,009.74	\$ 17,659.93	\$ 52,981.38	\$ 1,145,654.59		\$ 204,000.00	\$ 1,485,048.70	
Biscayne Kennel Club, Inc.....	90	90	619,504	64,857.02	30,067,236.00	872,257.08	581,504.72	581,504.72	39,621.10	118,864.28	2,258,608.92		168,640.00	2,907,523.60	
Bonita-Ft. Myers Corporation.....	90	108	113,165	11,568.83	4,047,860.00	86,165.28	57,443.52	57,303.52	4,859.98	14,581.52	231,922.65		197,030.00	290,193.88	
Broward County Kennel Club, Inc.....	90	90	584,364	62,973.44	26,010,926.00	750,627.78	500,418.52	500,418.52	32,438.26	97,316.29	1,944,192.81		168,300.00	2,502,092.60	
Daytona Beach Kennel Club, Inc.....	91	127	263,034	27,343.16	11,988,156.00	318,784.68	212,523.12	212,523.12	14,130.30	42,392.62	827,697.00		231,540.00	1,062,615.60	
Florida Greyhound Racing, Inc.....	90	129	194,490	21,128.09	7,671,970.00	188,789.10	125,859.40	125,859.40	9,080.32	27,242.71	497,959.02		234,430.00	629,297.00	
Jacksonville Kennel Club, Inc.....	90	94	128,568	12,856.80	6,758,947.00	171,868.41	114,578.94	114,578.94	7,134.91	21,406.16	442,424.16		175,100.00	572,894.70	
Jefferson County Kennel Club, Inc.....	91	110	84,090	8,544.69	4,019,705.00	84,494.10	56,329.40	56,009.40	5,248.67	15,747.52	226,373.78		198,897.28	287,619.67	
Miami Beach Kennel Club, Inc.....	90	90	470,312	50,719.24	20,826,312.00	595,089.36	396,726.24	396,726.24	24,862.87	74,589.49	1,538,713.44		168,300.00	1,983,631.20	
Orange Park Kennel Club, Inc.....	90	95	109,912	10,991.20	5,829,372.00	143,681.16	95,787.44	95,787.44	6,327.54	18,984.01	371,558.79		176,800.00	478,937.20	
Palm Beach Kennel Club, Inc.....	90	106	370,100	37,697.43	14,331,377.00	395,381.31	263,587.54	263,587.54	15,628.85	46,888.16	1,022,770.83		195,840.00	1,317,937.70	
St. Petersburg Kennel Club, Inc.....	90	123	607,293	62,313.86	22,286,562.00	628,996.86	419,331.24	419,331.24	26,441.74	79,326.70	1,635,741.64		224,400.00	2,096,656.20	
Sanford-Orlando Kennel Club, Inc.....	90	130	229,043	23,955.75	10,589,285.00	275,978.55	183,985.70	183,985.70	12,870.17	38,612.48	719,388.35		236,300.00	919,928.50	
Sarasota Kennel Club, Inc.....	85	124	268,442	27,843.31	12,317,065.00	329,791.95	219,861.30	219,861.30	13,149.98	39,451.67	849,959.51		225,080.00	1,099,306.50	
Washington County Kennel Club, Inc.....	91	101	79,049	7,904.90	2,573,059.00	35,014.80	23,343.20	17,403.20	4,252.62	12,759.46	100,678.18		80,455.22	281,203.61	
West Flagler Associates, Ltd.....	90	90	695,801	73,278.11	29,537,684.00	856,370.52	570,913.68	570,913.68	39,291.34	117,874.92	2,228,642.25		168,640.00	2,854,568.40	
<b>TOTAL GREYHOUND TRACKS.....</b>	<b>1438</b>	<b>1718</b>	<b>5,162,073</b>	<b>\$ 539,455.02</b>	<b>\$224,906,003.00</b>	<b>\$ 6,178,805.55</b>	<b>\$ 4,119,203.70</b>	<b>\$4,112,803.70</b>	<b>\$272,998.58</b>	<b>\$ 819,019.37</b>	<b>\$16,042,285.92</b>		<b>\$3,053,752.50</b>	<b>\$20,769,455.06</b>	
<b>JAI-ALAI FRONTONS</b>															
Florida Jai-Alai, Inc.....	100	140	161,156	\$ 18,186.79	\$ 5,452,538.00	\$ 163,576.14	\$ 109,050.76			\$ 8,494.04	\$ 299,307.73			\$ 654,304.56	\$ 8,493.40
Fronton Exhibition Co., Inc.....	100	100	466,542	64,312.71	15,558,638.00	466,759.14	311,172.76			23,801.98	866,046.59			1,867,036.56	23,789.51
Fronton, Inc.....	100	117	161,313	16,131.30	4,220,282.00	126,608.46	84,405.64			7,654.03	234,799.43			506,433.84	7,645.75
Gandy Operating Co., Inc.....	100	100	193,259	21,050.91	5,332,991.00	159,989.73	106,659.82			9,522.44	297,222.90			639,958.92	9,521.82
Monro Operating Co., Inc.....	100	100	377,332	69,374.64	11,519,380.00	345,581.40	230,387.60			20,339.21	665,682.85			1,382,325.60	20,329.21
Volusia Jai-Alai, Inc.....	120	162	190,481	19,691.84	6,483,348.00	194,500.44	129,666.96			9,856.05	353,715.29			778,001.76	9,839.84
<b>TOTAL JAI-ALAI FRONTONS.....</b>	<b>620</b>	<b>719</b>	<b>1,550,083</b>	<b>\$ 208,748.19</b>	<b>\$ 48,567,177.00</b>	<b>\$ 1,457,015.31</b>	<b>\$ 971,343.54</b>			<b>\$ 79,667.75</b>	<b>\$ 2,716,774.79</b>			<b>\$ 5,828,061.24</b>	<b>\$79,619.53</b>
<b>HARNESS RACING ASSOCIATIONS</b>															
Tourist Attractions, Inc.....	90	90	333,262	\$ 57,508.99	\$ 15,859,879.00	\$ 475,796.37	\$ 317,197.58	\$ 317,197.58	\$ 52,312.80	\$ 156,939.58	\$ 1,376,952.90			\$ 1,585,987.90	
<b>HORSE RACING ASSOCIATIONS</b>															
Gulfstream Park Racing Ass'n., Inc.....	40	40	461,190	\$ 131,538.17	\$ 53,059,239.00	\$ 1,591,777.17	\$ 2,652,961.95			\$ 273,759.85	\$ 4,650,037.14	\$273,759.65		\$ 3,714,146.73	
Hialeah Race Course, Inc.....	40	40	625,690	176,943.05	75,770,975.00	2,273,129.25	3,788,548.75			391,613.50	6,630,234.55	391,613.25		5,303,968.25	
Sunshine Park Racing Ass'n., Inc.....	50	50	124,148	13,781.07	7,818,239.00	150,000.00	50,000.00			49,814.43	263,595.50	49,814.22		972,735.85	
Tropical Park, Inc.....	40	40	280,802	80,912.60	36,316,520.00	1,089,495.60	1,815,826.00			191,721.04	3,177,955.24	191,720.86		2,542,156.40	
<b>TOTAL HORSE TRACKS.....</b>	<b>170</b>	<b>170</b>	<b>1,491,830</b>	<b>\$ 403,174.89</b>	<b>\$172,964,973.00</b>	<b>\$ 5,104,402.02</b>	<b>\$ 8,307,336.70</b>			<b>\$ 906,908.82</b>	<b>\$14,721,822.43</b>	<b>\$906,907.98</b>		<b>\$12,533,007.23</b>	
<b>TOTAL ALL TRACKS AND FRONTONS.....</b>	<b>2318</b>	<b>2697</b>	<b>8,537,248</b>	<b>\$1,208,887.09</b>	<b>\$462,298,032.00</b>	<b>\$13,216,019.25</b>	<b>\$13,715,081.52</b>	<b>\$4,430,001.28</b>	<b>\$325,311.38</b>	<b>\$1,962,535.52</b>	<b>\$34,857,836.04</b>	<b>\$906,907.98</b>	<b>\$3,053,752.50</b>	<b>\$40,716,511.43</b>	<b>\$79,619.53</b>

In addition to Grand Total Receipts see Exhibits "D" and "E" for other funds collected.

**OTHER INCOME:**  
Occupational Licenses.....\$ 107,227.25  
Assumed Names Registrations..... 16,400.00  
Color Registrations..... 1,862.00  
Miscellaneous..... 936.89  
**TOTAL OTHER INCOME.....\$ 126,426.14**  
**GRAND TOTAL RECEIPTS.....\$34,984,262.18**


EXHIBIT "C"  
**FISCAL YEAR 1964-1965**  
**SUMMARY OF RACING REVENUES**

SOURCES OF RACING REVENUE	No. Rac-ing Days	No. Per-form-ances Held	Paid Attend-ance	Tax on Attendance	Pari-Mutuel Handle	Net Commission & Sliding Scale on P/M Handle 3/17	Net Commission & Sliding Scale on P/M Handle 2/17	2/17 of Net Commission on P/M Handle	Breakage 25%	Breakage 75%	TOTAL State Revenue	Fla. Horse Racing Promotion Trust Fund—Breakage	Dog Track Allowance Up to \$170 Per Race	Net Track Comm. & Sliding Scale 10/17	Fronton Breakage	Total Track Revenue From P/M Handle	Distributed to Public From P/M Handle
<b>OUND RACING ASSOCIATIONS</b>																	
ed Outdoor Clubs, Inc.....	90	111	344,906	\$ 35,479.19	\$ 16,050,487.00	\$ 445,514.61	\$ 297,009.74	\$ 297,009.74	\$ 17,659.93	\$ 52,981.38	\$ 1,145,654.59		\$ 204,000.00	\$ 1,485,048.70		\$ 1,689,048.70	\$ 13,251,262.90
e Kennel Club, Inc.....	90	90	619,504	64,857.02	30,067,236.00	872,257.08	581,504.72	581,504.72	39,621.10	118,864.28	2,258,608.92		168,640.00	2,907,523.60		3,076,163.60	24,797,320.50
t. Myers Corporation.....	90	108	113,165	11,568.83	4,047,860.00	86,165.28	57,443.52	57,303.52	4,859.98	14,581.52	231,922.65		197,030.00	290,193.88		487,223.88	3,340,282.30
County Kennel Club, Inc.....	90	90	584,364	62,973.44	26,010,926.00	750,627.78	500,418.52	500,418.52	32,438.26	97,316.29	1,944,192.81		168,300.00	2,502,092.60		2,670,392.60	21,459,314.03
Beach Kennel Club, Inc.....	91	127	263,034	27,343.16	11,988,156.00	318,784.68	212,523.12	212,523.12	14,130.30	42,392.62	827,697.00		231,540.00	1,062,615.60		1,294,155.60	9,893,646.56
Greyhound Racing, Inc.....	90	129	194,490	21,128.09	7,671,970.00	188,789.10	125,859.40	125,859.40	9,080.32	27,242.71	497,959.02		234,430.00	629,297.00		863,727.00	6,331,412.07
ville Kennel Club, Inc.....	90	94	128,568	12,856.80	6,758,947.00	171,868.41	114,578.94	114,578.94	7,134.91	21,406.16	442,424.16		175,100.00	572,894.70		747,994.70	5,581,384.94
County Kennel Club, Inc.....	91	110	84,090	8,544.69	4,019,705.00	84,494.10	56,329.40	56,009.40	5,248.67	15,747.52	226,373.78		198,897.28	287,619.67		486,516.95	3,315,358.96
Beach Kennel Club, Inc.....	90	90	470,312	50,719.24	20,826,312.00	595,089.36	396,726.24	396,726.24	24,862.87	74,589.49	1,538,713.44		168,300.00	1,983,631.20		2,151,931.20	17,186,386.60
Park Kennel Club, Inc.....	90	95	109,912	10,991.20	5,829,372.00	143,681.16	95,787.44	95,787.44	6,327.54	18,984.01	371,558.79		176,800.00	478,937.20		655,737.20	4,813,067.21
ach Kennel Club, Inc.....	90	106	370,100	37,697.43	14,331,377.00	395,381.31	263,587.54	263,587.54	15,628.85	46,888.16	1,022,770.83		195,840.00	1,317,937.70		1,513,777.70	11,832,525.90
rsburg Kennel Club, Inc.....	90	123	607,293	62,313.86	22,286,562.00	628,996.86	419,331.24	419,331.24	26,441.74	79,326.70	1,635,741.64		224,400.00	2,096,656.20		2,321,056.20	18,392,078.02
Orlando Kennel Club, Inc.....	90	130	229,043	23,955.75	10,589,285.00	275,978.55	183,985.70	183,985.70	12,870.17	38,612.48	719,388.35		236,300.00	919,928.50		1,156,228.50	8,737,623.90
Kennel Club, Inc.....	85	124	268,442	27,843.31	12,317,065.00	329,791.95	219,861.30	219,861.30	13,149.98	39,451.67	849,959.51		225,080.00	1,099,306.50		1,324,386.50	10,170,562.30
ton County Kennel Club, Inc.....	91	101	79,049	7,904.90	2,573,059.00	35,014.80	23,343.20	17,403.20	4,252.62	12,759.46	100,678.18		80,455.22	281,203.61		361,658.83	2,118,626.89
agler Associates, Ltd.....	90	90	695,801	73,278.11	29,537,684.00	856,370.52	570,913.68	570,913.68	39,291.34	117,874.92	2,228,642.25		168,640.00	2,854,568.40		3,023,208.40	24,359,111.46
<b>GREYHOUND TRACKS.....</b>	<b>1438</b>	<b>1718</b>	<b>5,162,073</b>	<b>\$ 539,455.02</b>	<b>\$224,906,003.00</b>	<b>\$ 6,178,805.55</b>	<b>\$ 4,119,203.70</b>	<b>\$4,112,803.70</b>	<b>\$272,998.58</b>	<b>\$ 819,019.37</b>	<b>\$16,042,285.92</b>		<b>\$3,053,752.50</b>	<b>\$20,769,455.06</b>		<b>\$23,823,207.56</b>	<b>\$185,579,964.54</b>
<b>AI FRONTONS</b>																	
						<b>3% Comm.</b>	<b>2% Comm.</b>			<b>50%</b>				<b>12%</b>	<b>50%</b>		
Jai-Alai, Inc.....	100	140	161,156	\$ 18,186.79	\$ 5,452,538.00	\$ 163,576.14	\$ 109,050.76			\$ 8,494.04	\$ 299,307.73			\$ 654,304.56	\$ 8,493.40	\$ 662,797.96	\$ 4,508,619.10
Exhibition Co., Inc.....	100	100	466,542	64,312.71	15,558,638.00	466,759.14	311,172.76			23,801.98	866,046.59			1,867,036.56	23,789.51	1,890,826.07	12,866,078.05
Inc.....	100	117	161,313	16,131.30	4,220,282.00	126,608.46	84,405.64			7,654.03	234,799.43			506,433.84	7,645.75	514,079.59	3,487,534.28
Operating Co., Inc.....	100	100	193,259	21,050.91	5,332,991.00	159,989.73	106,659.82			9,522.44	297,222.90			639,958.92	9,521.82	649,480.74	4,407,338.27
Operating Co., Inc.....	100	100	377,332	69,374.64	11,519,380.00	345,581.40	230,387.60			20,339.21	665,682.85			1,382,325.60	20,329.21	1,402,654.81	9,520,416.98
Jai-Alai, Inc.....	120	162	190,481	19,691.84	6,483,348.00	194,500.44	129,666.96			9,856.05	353,715.29			778,001.76	9,839.84	787,841.60	5,361,482.95
<b>JAI-ALAI FRONTONS.....</b>	<b>620</b>	<b>719</b>	<b>1,550,083</b>	<b>\$ 208,748.19</b>	<b>\$ 48,567,177.00</b>	<b>\$ 1,457,015.31</b>	<b>\$ 971,343.54</b>			<b>\$ 79,667.75</b>	<b>\$ 2,716,774.79</b>			<b>\$ 5,828,061.24</b>	<b>\$79,619.53</b>	<b>\$ 5,907,680.77</b>	<b>\$ 40,151,469.63</b>
<b>SS RACING ASSOCIATIONS</b>																	
Attractions, Inc.....	90	90	333,262	\$ 57,508.99	\$ 15,859,879.00	\$ 475,796.37	\$ 317,197.58	\$ 317,197.58	\$ 52,312.80	\$ 156,939.58	\$ 1,376,952.90			\$ 1,585,987.90		\$ 1,585,987.90	\$ 12,954,447.19
<b>RACING ASSOCIATIONS</b>																	
						<b>3% Comm. &amp; Flat Rate</b>	<b>5% Comm. &amp; Flat Rate</b>			<b>50%</b>				<b>7% Comm. &amp; Flat Rate</b>			
am Park Racing Ass'n., Inc.....	40	40	461,190	\$ 131,538.17	\$ 53,059,239.00	\$ 1,591,777.17	\$ 2,652,961.95			\$ 273,759.85	\$ 4,650,037.14	\$273,759.65		\$ 3,714,146.73		\$ 3,714,146.73	\$ 44,552,833.65
Race Course, Inc.....	40	40	625,690	176,943.05	75,770,975.00	2,273,129.25	3,788,548.75			391,613.50	6,630,234.55	391,613.25		5,303,968.25		5,303,968.25	63,622,102.00
Park Racing Ass'n., Inc.....	50	50	124,148	13,781.07	7,818,239.00	150,000.00	50,000.00			49,814.43	263,595.50	49,814.22		972,735.85		972,735.85	6,545,874.50
Park, Inc.....	40	40	280,802	80,912.60	36,316,520.00	1,089,495.60	1,815,826.00			191,721.04	3,177,955.24	191,720.86		2,542,156.40		2,542,156.40	30,485,600.10
<b>HORSE TRACKS.....</b>	<b>170</b>	<b>170</b>	<b>1,491,830</b>	<b>\$ 403,174.89</b>	<b>\$172,964,973.00</b>	<b>\$ 5,104,402.02</b>	<b>\$ 8,307,336.70</b>			<b>\$ 906,908.82</b>	<b>\$14,721,822.43</b>	<b>\$906,907.98</b>		<b>\$12,533,007.23</b>		<b>\$12,533,007.23</b>	<b>\$145,206,410.25</b>
<b>LL TRACKS AND FRONTONS.....</b>	<b>2318</b>	<b>2697</b>	<b>8,537,248</b>	<b>\$1,208,887.09</b>	<b>\$462,298,032.00</b>	<b>\$13,216,019.25</b>	<b>\$13,715,081.52</b>	<b>\$4,430,001.28</b>	<b>\$325,311.38</b>	<b>\$1,962,535.52</b>	<b>\$34,857,836.04</b>	<b>\$906,907.98</b>	<b>\$3,053,752.50</b>	<b>\$40,716,511.43</b>	<b>\$79,619.53</b>	<b>\$43,849,883.46</b>	<b>\$383,892,291.61</b>

In addition to Grand Total Receipts see Exhibits "D" and "E" for other funds collected.

**OTHER INCOME:**

Occupational Licenses.....	\$ 107,227.25
Assumed Names Registrations.....	16,400.00
Color Registrations.....	1,862.00
Miscellaneous.....	936.89
<b>TOTAL OTHER INCOME.....</b>	<b>\$ 126,426.14</b>
<b>GRAND TOTAL RECEIPTS.....</b>	<b>\$34,984,262.18</b>



## EXHIBIT "D"

**FLORIDA STATE RACING COMMISSION  
FROM EXTRA DAYS OF RACING FOR  
SCHOLARSHIP FUND—BOARD OF REGENTS**

Associated Outdoor Clubs, Inc.....	\$ 12,240.48
Biscayne Kennel Club, Inc.....	34,539.10
Bonita-Fort Myers Corporation.....	2,517.07
Broward County Kennel Club, Inc.....	24,795.78
Daytona Beach Kennel Club, Inc.....	7,751.90
Florida Greyhound Racing, Inc.....	3,164.90
Florida Jai-Alai, Inc.....	2,210.25
Fronton Exhibition Company, Inc.....	18,688.93
Fronton, Inc.....	2,400.41
Gandy Operating Company, Inc.....	6,106.81
Gulfstream Park Racing Association, Inc.....	101,098.42
Jacksonville Kennel Club, Inc.....	5,148.93
Jefferson County Kennel Club, Inc.....	3,299.82
Miami Beach Kennel Club, Inc.....	16,090.06
Monro Operating Company, Inc.....	8,924.59
Orange Park Kennel Club, Inc.....	6,560.70
Palm Beach Kennel Club, Inc.....	13,064.24
St. Petersburg Kennel Club, Inc.....	20,270.39
Sanford-Orlando Kennel Club, Inc.....	4,427.70
Sunshine Park Racing Association, Inc.....	5,288.24
Tourist Attractions, Inc.....	12,920.19
Tropical Park, Inc.....	70,703.04
Tropical Park, Inc. (for Hialeah).....	49,183.00
Volusia Jai-Alai, Inc.....	3,788.53
Washington County Kennel Club, Inc.....	674.94
West Flagler Associates, Ltd.....	39,078.80
<b>TOTAL RECEIPTS HELD FOR SCHOLARSHIP FUND.....</b>	<b><u>\$474,937.22</u></b>



EXHIBIT "E"

FLORIDA STATE RACING COMMISSION  
 FROM ESCHEATED PARL-MUTUEL TICKETS FOR  
 PRINCIPAL STATE SCHOOL FUND

18

	From 1962-63 Season	From 1963-64 Season	Grand Total
Associated Outdoor Clubs, Inc.....	\$	\$12,344.40	
Biscayne Kennel Club, Inc.....		15,134.40	
Bonita-Fort Myers Corporation.....		5,380.10	
Broward County Kennel Club, Inc.....		19,464.70	
Daytona Beach Kennel Club, Inc.....	9,905.00		
Florida Greyhound Racing, Inc.....	10,543.40		
Florida Jai-Alai, Inc.....		5,430.50	
Fronton Exhibition Company, Inc.....		14,356.10	
Fronton, Inc.....		4,111.30	
Gandy Operating Company, Inc.....		5,324.80	
Gulfstream Park Racing Association, Inc.....		31,185.50	
Hialeah Race Course, Inc.....		38,469.30	
Jacksonville Kennel Club, Inc.....		4,654.80	
Jefferson County Kennel Club, Inc.....	3,065.40		
Miami Beach Kennel Club, Inc.....		16,433.60	
Monro Operating Company, Inc.....		15,604.90	
Orange Park Kennel Club, Inc.....		4,305.70	
Palm Beach Kennel Club, Inc.....		13,539.20	
St. Petersburg Kennel Club, Inc.....		16,926.00	
Sanford-Orlando Kennel Club, Inc.....		10,168.50	
Sarasota Kennel Club, Inc.....	7,688.30		
Sunshine Park Racing Association, Inc.....		6,131.50	
Tourist Attractions, Inc.....		9,382.10	
Tropical Park, Inc.....		17,296.90	
Volusia Jai-Alai, Inc.....	4,036.00		
Washington County Kennel Club, Inc.....		3,712.70	
West Flagler Associates Ltd.....	15,935.40		
<b>TOTAL RECEIPTS HELD FOR SCHOOL FUND.....</b>	<b>\$51,173.50</b>	<b>\$269,357.00</b>	<b>\$320,530.50</b>

EXHIBIT "F"

FLORIDA STATE RACING COMMISSION

STATEMENT OF RECEIPTS AND DISBURSEMENTS OF  
THE FLORIDA HORSE RACING PROMOTION TRUST FUND

JULY 1, 1964 TO JUNE 30, 1965

RECEIPTS

SOURCES

Cash Balance on Deposit with State Treasurer, June 30, 1964.....	\$ 66,842.39
Gulfstream Park Racing Association, Inc.....	273,759.65
Hialeah Race Course, Inc.....	391,613.25
Sunshine Park Racing Association, Inc.....	49,814.22
Tropical Park, Inc.....	191,720.86
TOTAL FUNDS AVAILABLE.....	<u>\$973,750.37</u>

EXPENDITURES

APPLICATION

Payment of Awards:	
Gulfstream Park Racing Association, Inc.....	\$356,290.84
Hialeah Race Course, Inc.....	251,922.40
Sunshine Park Racing Association, Inc.....	55,570.18
Tropical Park, Inc.....	309,966.95
TOTAL AWARDS PAID.....	<u>\$973,750.37</u>

## EXHIBIT "G"

**FLORIDA STATE RACING COMMISSION**  
**RACING REVENUE COLLECTED BY**  
**GEOGRAPHIC LOCATION**

<b>BROWARD COUNTY</b>			
Broward County Kennel Club, Inc.....	\$1,945,885.31		
Gulfstream Park Racing Assoc., Inc.....	4,655,317.14		
Monro Operating Company, Inc.....	667,886.60		
Tourist Attractions, Inc.....	1,398,061.90	\$ 8,667,150.95	24.8%
<b>CLAY COUNTY</b>			
Orange Park Kennel Club, Inc.....		372,648.54	1.1
<b>DADE COUNTY</b>			
General Office—Miscellaneous Receipts . . . .	\$ 1,101.14		
Biscayne Kennel Club, Inc.....	2,260,811.17		
Fronton Exhibition Co., Inc.....	867,802.84		
Hialeah Race Course, Inc.....	6,640,468.80		
Miami Beach Kennel Club, Inc.....	1,540,236.94		
Tropical Park, Inc.....	3,222,230.99		
West Flagler Associates, Ltd.....	2,232,646.00	16,765,297.88	47.9
<b>DUVAL COUNTY</b>			
Jacksonville Kennel Club, Inc.....		442,681.91	1.3
<b>ESCAMBIA COUNTY</b>			
Florida Greyhound Racing, Inc.....		500,129.77	1.4
<b>HILLSBOROUGH COUNTY</b>			
Associated Outdoor Clubs, Inc.....	\$1,147,542.09		
Gandy Operating Company, Inc.....	298,007.65		
Sunshine Park Racing Association, Inc.....	273,347.25	1,718,896.99	4.9
<b>JEFFERSON COUNTY</b>			
Jefferson County Kennel Club, Inc.....		227,879.78	.6
<b>LEE COUNTY</b>			
Bonita-Ft. Myers Corporation.....		232,846.90	.7
<b>PALM BEACH COUNTY</b>			
The Fronton, Inc.....	\$ 235,568.68		
Palm Beach Kennel Club, Inc.....	1,024,567.33	1,260,136.01	3.6
<b>PINELLAS COUNTY</b>			
St. Petersburg Kennel Club, Inc.....		1,637,279.89	4.7
<b>SARASOTA COUNTY</b>			
Sarasota Kennel Club, Inc.....		851,712.51	2.4
<b>SEMINOLE COUNTY</b>			
Florida Jai-Alai, Inc.....	\$ 300,284.73		
Sanford-Orlando Kennel Club, Inc.....	720,580.35	1,020,865.08	2.9
<b>VOLUSIA COUNTY</b>			
Daytona Beach Kennel Club, Inc.....	\$ 830,006.25		
Volusia Jai-Alai, Inc.....	354,837.79	1,184,844.04	3.4
<b>WASHINGTON COUNTY</b>			
Washington County Kennel Club, Inc.....		101,891.93	.3
		\$34,984,262.18	100.0%
		\$34,984,262.18	100.0%

Note: These figures include license accrual adjustments but not refunds.





### Harness Track

TOURIST ATTRACTIONS, INC.  
1800 S. W. 3 Street, Pompano Beach, Florida

#### *Officers*

FREDERICK L. VAN LENNEP, *President & Treasurer*  
A. J. MUSSELMAN, JR., *Vice President* JOHN WEIR, *Secretary*  
PERRINE PALMER, JR., *Assistant Secretary*

#### *Directors*

FREDERICK L. VAN LENNEP JOHN WEIR PERRINE PALMER, JR.  
A. J. MUSSELMAN, JR. MARION E. SIBLEY

### Greyhound Tracks

ASSOCIATED OUT-DOOR CLUBS, INC.  
P. O. Box 8096, Tampa 4, Florida

#### *Officers*

WM. H. JOHNSTON, SR., *President*  
JOHN H. HATER, *Vice President & General Manager*  
JAMES PATTON, *Treasurer* R. J. HART, *Secretary*  
ROBERT E. HATER, *Assistant Secretary*

#### *Directors*

WM. H. JOHNSTON, SR. JOHN H. HATER WALTER E. IBOLD  
R. J. HART ROBERT E. HATER JAMES PATTON  
HARRY J. HATER, JR. CHARLES W. BIDWILL, JR.

BISCAYNE KENNEL CLUB, INC.  
817 Dade Federal Building, Miami, Florida

#### *Officers*

JAMES C. KNIGHT, *President* CHARLES E. JORDAN, *Treasurer*  
ELLEN K. WHITESIDE, *Vice President & Secretary*  
CHARLES N. LEIGH, *2nd Vice President*  
ELIZABETH D. GRISILLO, *Assistant Secretary*

#### *Directors*

JAMES C. KNIGHT M. LUTHER MERSON JACK Q. CLEVELAND  
ELLEN K. WHITESIDE ROBERT M. MCDANALD CHARLES N. LEIGH  
LOUISE K. ADAMS CHARLES E. JORDAN

BONITA-FORT MYERS CORPORATION  
P. O. Box 198, Bonita Springs, Florida

#### *Officers*

GEORGE E. ALLEN, *President* JOHN WALTMAN, *Vice President*  
PAUL WEDELES, *Secretary & Treasurer*

#### *Directors*

GEORGE E. ALLEN JOHN WALTMAN PAUL WEDELES



MIAMI BEACH KENNEL CLUB, INC.  
33 Collins Avenue, Miami Beach, Florida

*Officers*

WM. H. JOHNSTON, SR., *President*                      WM. H. JOHNSTON, JR., *Secretary*  
JAMES J. PATTON, *Vice President*                      C. W. BIDWILL, JR., *Treasurer*  
CARL T. HOFFMAN, *Assistant Secretary*

*Directors*

CHARLES W. BIDWILL, JR.                      CARL T. HOFFMAN                      WM. H. JOHNSTON, SR.  
WILLIAM E. GARDNER                      JAMES J. PATTON                      FRANK R. ANDERSON  
WM. H. JOHNSTON, JR.

ORANGE PARK KENNEL CLUB, INC.  
P. O. Box 1895, Jacksonville, Florida

*Officers*

WM. H. JOHNSTON, SR., *President*  
JAMES J. PATTON, *Vice President*                      D. W. HOWELL, *Secretary*  
JOHN A. RUSH, *Vice President*                      WM. H. JOHNSTON, JR., *Treasurer*

*Directors*

DONALD W. HOWELL                      WM. H. JOHNSTON, SR.                      JOHN PATTON  
WM. H. JOHNSTON, JR.                      JAMES J. PATTON                      JOHN A. RUSH

PALM BEACH KENNEL CLUB, INC.  
P. O. Box 790, West Palm Beach, Florida

*Officers*

JOHN E. BOGGIANO, *President*                      JOHN G. MASONI, *Secretary-Treasurer*  
JOSEPH C. LOMBARDO, *Vice President*                      CARL J. LOMBARDO, *Assistant Secretary*

*Directors*

JOHN E. BOGGIANO                      PETER CHARLES PESCI  
JOSEPH C. LOMBARDO                      JOHN G. MASONI

SANFORD-ORLANDO KENNEL CLUB, INC.  
Longwood, Florida

*Officers*

MRS. KATHERINE M. NICHOLS, *President*                      MR. JACK LEDOUX, *Secretary*  
MISS MARY M. KELLY, *Vice President & Treasurer*  
MISS CATHERINE M. KELLY, *Assistant Secretary*

*Directors*

MRS. KATHERINE A. NICHOLS                      MISS MARY M. KELLY                      MR. JERRY COLLINS

SARASOTA KENNEL CLUB, INC.  
5400 Bradenton Road, Sarasota, Florida

*Officers*

GUS V. WIDEN, *President*                      JERRY COLLINS, *Secretary-Treasurer*  
JACK G. COLLINS, *Vice President & Manager*

*Directors*

GUS V. WIDEN                      LOLA COLLINS                      JERRY COLLINS  
ELON C. ROBISON                      JACK G. COLLINS



*Directors*

SAMUEL PINANSKI  
REUBEN B. GRYZMISH

WILLIAM C. WORLEY  
BENJAMIN A. TRUSTMAN  
RICHARD I. BERENSON

JAMES SOLOMONT  
LOUIS S. WEINBERG

THE FRONTON, INC.  
1415 West 45 Street, West Palm Beach, Florida

*Officers*

CARLOS M. FERRETTI, *President*  
ARTHUR W. SILVESTER, *Executive Vice President*  
JAMES L. KIRKLAND, *Secretary* E. A. KETTEL, *Treasurer*  
EDUARDO RODRIQUEZ, *Assistant Secretary*

*Directors*

CARLOS M. FERRETTI  
JAMES L. KIRKLAND

ARTHUR W. SILVESTER  
ARCHIBALD MCNEIL  
WILLIAM A. LORD

EDUARDO RODRIQUEZ  
EDUARDO HERNANDEZ

GANDY OPERATING COMPANY, INC.  
P. O. Box 13485, Tampa 11, Florida

*Officers*

FRANK J. KRAEMER, *President & General Manager*  
BERNARD I. BINDER, *Vice President* ROBERT KRAEMER, *Secretary*  
BERNARD CHAUNCEY, *Treasurer & Assistant General Manager*  
ALEXANDER S. GORDON, *Assistant Secretary* SAUL LEOPOLD, *Assistant Treasurer*

*Directors*

FRANK J. KRAEMER  
BERNARD CHAUNCEY

B. I. BINDER

SAUL LEOPOLD  
ALEXANDER S. GORDON

MONRO OPERATING COMPANY, INC.  
P. O. Box 96, Dania, Florida

*Officers*

R. A. McANDREWS, *President*  
CLARA M. McANDREWS, *Vice President* H. L. MANUSHAW, *Treasurer*  
LEE M. WORLEY, *Vice President & Secretary*

*Directors*

R. A. McANDREWS  
CLARA M. McANDREWS

LEE M. WORLEY

H. L. MANUSHAW  
CHARLES F. SHORT, JR.

VOLUSIA JAI-ALAI, INC.  
P. O. Box 1468, Daytona Beach, Florida

*Officers*

ARTHUR W. SILVESTER, *President* PHILIP BLANK, *Secretary & Comptroller*  
WILLIAM A. LORD, *Treasurer*  
VANCE SCHWARTZ, *Chairman of the Board, Director, & Vice President*

*Directors*

PHILIP BLANK  
VANCE SCHWARTZ

WILLIAM A. LORD

ARTHUR W. SILVESTER  
DAVID BUCH

ASSOCIATED OUTDOOR CLUBS, INC.

Dog Track — Tampa

90 Racing Days — September 17, 1964 to January 5, 1965, Incl. — 111 Performances

Pari-Mutuel Handle.....	\$16,050,487.00
Average Performance.....	144,598.98
Average Wager per Capita.....	46.54
(Based on Taxable Admissions)	

Total Paid Attendance.....	344,906
Average Paid Attendance per Performance.....	3,107
<i>Net Commission = 17% of P-M Handle Less \$170.00</i>	
<i>Track Allowance per Race</i>	

STATE REVENUE	
3/17 of Net Commission (Counties).....	\$ 445,514.61
2/17 of Net Commission (Old Age Assistance).....	297,009.74
2/17 of Net Commission (Counties).....	297,009.74
25% of Breaks (Counties).....	17,659.93
75% of Breaks (Old Age Assistance).....	52,981.38
Admission Tax (Counties).....	35,479.19

TRACK REVENUE	
1,200 Races @ \$170.00 Allowance per Race.....	\$ 204,000.00
10/17 of Net Commission.....	1,485,048.70
Total Track Revenue (10.52%).....	\$ 1,689,048.70
Distributed to Public from P-M Handle (82.56%)...	\$13,251,262.90

Occupational Licenses (Counties).....	1,837.50
Assumed Names (Counties).....	50.00
Total State Revenue.....	\$ 1,147,542.09

Percentage of Daily Double to Total Pool.....	9.68%
Percentage of Quiniela to Total Pool.....	74.78%
Percentage of Breaks to Total Pool.....	0.44%

27

Pool Classification	Amount Wagered	\$10.00 Wagers		\$5.00 Wagers		\$2.00 Wagers	
		Number	Amount	Number	Amount	Number	Amount
Daily Double.....	\$ 1,553,254.00	—	\$ —	—	\$ —	776,627	\$ 1,553,254.00
Quiniela.....	12,002,642.00	77,775	777,750.00	—	—	5,612,446	11,224,892.00
Win.....	1,100,216.00	—	—	89,764	448,820.00	325,698	651,396.00
Place.....	746,062.00	—	—	45,188	225,940.00	260,061	520,122.00
Show.....	648,313.00	—	—	28,793	143,965.00	252,174	504,348.00
<b>TOTAL.....</b>	<b>\$16,050,487.00</b>	<b>77,775</b>	<b>\$777,750.00</b>	<b>163,745</b>	<b>\$818,725.00</b>	<b>7,227,006</b>	<b>\$14,454,012.00</b>

The Attendance of 2,551 and Pari-Mutuel Handle of \$102,677.00 for Scholarship Day Fund, Sept. 24, 1964, not included above.

The Attendance of 2,539 and Pari-Mutuel Handle of \$114,036.00 for Charity Day, October 13, 1964, not included above.

The Attendance of 2,636 and Pari-Mutuel Handle of \$106,981.00 for University of Tampa Academic Day, Sept. 29, 1964, not included above.

The Attendance of 2,783 and Pari-Mutuel Handle of \$113,698.00 for University of Tampa Athletic Day, Sept. 22, 1964, not included above.

Closed December 24, 1964.

BISCAYNE KENNEL CLUB, INC.

Dog Track — Miami

90 Racing Days — September 7 to December 23, 1964, Incl. — 90 Performances

Pari-Mutuel Handle.....	\$30,067,236.00
Average Performance.....	334,080.40
Average Wager per Capita.....	48.54
<i>(Based on Taxable Admissions)</i>	

Total Paid Attendance.....	619,504
Average Paid Attendance per Performance.....	6,883
<i>Net Commission = 17% of P-M Handle, Less \$170.00</i>	
<i>Track Allowance per Race</i>	

STATE REVENUE

3/17 of Net Commission (Counties).....	\$ 872,257.08
2/17 of Net Commission (Old Age Assistance).....	581,504.72
2/17 of Net Commission (Counties).....	581,504.72
25% of Breaks (Counties).....	39,621.10
75% of Breaks (Old Age Assistance).....	118,864.28
Admission Tax (Counties).....	64,857.02
	<u>\$ 2,258,608.92</u>
Occupational Licenses (Counties).....	2,002.25
Assumed Names (Counties).....	200.00
	<u>\$ 2,260,811.17</u>

TRACK REVENUE

992 Races @ \$170.00 Allowance per Race.....	\$ 168,640.00
10/17 of Net Commission.....	2,907,523.60
	<u>\$ 3,076,163.60</u>
Distributed to Public from P-M Handle (82.47%).....	\$24,797,320.50
Distributed to Public from Track for Minus Pool.....	396.10
	<u>\$24,797,716.60</u>
Percentage of Daily Double to Total Pool.....	5.39%
Percentage of Twin Double to Total Pool.....	7.78%
Percentage of Quiniela to Total Pool.....	65.82%
Percentage of Breaks to Total Pool.....	0.53%

28

Pool Classification	Amount Wagered	\$10.00 Wagers		\$2.00 Wagers	
		Number	Amount	Number	Amount
Daily Double.....	\$ 1,621,576.00	16,928	\$ 169,280.00	726,148	\$ 1,452,296.00
Twin Double.....	2,337,908.00	50,846	508,460.00	914,724	1,829,448.00
Quiniela.....	19,788,808.00	348,061	3,480,610.00	8,154,099	16,308,198.00
Win.....	3,306,004.00	148,550	1,485,500.00	910,252	1,820,504.00
Place.....	1,660,602.00	51,460	514,600.00	573,001	1,146,002.00
Show.....	1,352,338.00	37,695	376,950.00	487,694	975,388.00
<b>TOTAL.....</b>	<b>\$30,067,236.00</b>	<b>653,540</b>	<b>\$6,535,400.00</b>	<b>11,765,918</b>	<b>\$23,531,836.00</b>

The Attendance of 5,354 and Pari-Mutuel Handle of \$265,586.00 for Scholarship Day Fund, September 9, 1964 not included above.  
 The Attendance of 5,129 and Pari-Mutuel Handle of \$258,542.00 for Charity Day, September 8, 1964 not included above.  
 Closed October 14, 1964.



BONITA-FT. MYERS CORPORATION

Dog Track — Bonita Springs

90 Racing Days — December 26, 1964 to April 12, 1965, Incl. — 108 Performances

Pari-Mutuel Handle.....\$ 4,047,860.00  
 Average Performance..... 37,480.18  
 Average Wager per Capita..... 35.77  
 (Based on Taxable Admissions)

Total Paid Attendance..... 113,165  
 Average Paid Attendance per Performance..... 1,048  
 Net Commission = 17% of P-M Handle, Less \$170.00  
 Track Allowance per Race

STATE REVENUE

3/17 of Net Commission and Sliding Scale Rate  
 (Counties).....\$ 86,165.28  
 2/17 of Net Commission and Sliding Scale Rate  
 (Old Age Assistance)..... 57,443.52  
 2/17 of Net Commission (Counties)..... 57,303.52  
 25% of Breaks (Counties)..... 4,859.98  
 75% of Breaks (Old Age Assistance)..... 14,581.52  
 Admission Tax (Counties)..... 11,568.83  
 \$ 231,922.65  
 Occupational Licenses (Counties)..... 924.25  
 Total State Revenue.....\$ 232,846.90

TRACK REVENUE

1159 Races @ \$170.00 Allowance per Race.....\$ 197,030.00  
 10/17 of Net Commission..... 290,193.88  
 Total Track Revenue (12.04%).....\$ 487,223.88  
 Distributed to Public from P-M Handle (82.52%)...\$ 3,340,282.30  
 Percentage of Daily Double to Total Pool..... 7.99%  
 Percentage of Quiniela to Total Pool..... 74.13%  
 Percentage of Breaks to Total Pool..... 0.48%

29

Pool Classification	Amount Wagered	\$5.00 Wagers		\$2.00 Wagers	
		Number	Amount	Number	Amount
Daily Double.....	\$ 323,444.00	—	\$ —	161,722	\$ 323,444.00
Quiniela.....	3,000,516.00	—	—	1,500,258	3,000,516.00
Win.....	263,810.00	8,220	41,100.00	111,355	222,710.00
Place.....	220,522.00	4,538	22,690.00	98,916	197,832.00
Show.....	239,568.00	3,124	15,620.00	111,974	223,948.00
<b>TOTAL.....</b>	<b>\$4,047,860.00</b>	<b>15,882</b>	<b>\$79,410.00</b>	<b>1,984,225</b>	<b>\$3,968,450.00</b>

The Attendance of 976 and Pari-Mutuel Handle of \$30,719.00 for Scholarship Fund Day, December 31, 1964, not included above.

The Attendance of 815 and Pari-Mutuel Handle of \$30,601.00 for Charity Day, January 7, 1965, not included above.

**BROWARD COUNTY KENNEL CLUB, INC.**

Dog Track - Hollywood

90 Racing Days — February 1 to May 18, 1965, Incl. — 90 Performances

Pari-Mutuel Handle.....\$26,010,926.00  
 Average Performance..... 289,010.29  
 Average Wager per Capita..... 44.51  
 (Based on Taxable Admissions)

Total Paid Attendance..... 584,364  
 Average Paid Attendance per Performance..... 6,493  
 Net Commission = 17% of P-M Handle, Less \$170.00  
 Track Allowance per Race

**STATE REVENUE**

3/17 of Net Commission (Counties).....\$ 750,627.78  
 2/17 of Net Commission (Old Age Assistance)..... 500,418.52  
 2/17 of Net Commission (Counties)..... 500,418.52  
 25% of Breaks (Counties)..... 32,438.26  
 75% of Breaks (Old Age Assistance)..... 97,316.29  
 Admission Tax (Counties)..... 62,973.44  
 \$ 1,944,192.81  
 Occupational Licenses (Counties)..... 1,592.50  
 Assumed Names (Counties)..... 100.00  
 Total State Revenue.....\$ 1,945,885.31

**TRACK REVENUE**

990 Races @ \$170.00 Allowance per Race.....\$ 168,300.00  
 10/17 of Net Commission..... 2,502,092.60  
 Total Track Revenue (10.27%).....\$ 2,670,392.60  
 Distributed to Public from P-M Handle (82.50%).....\$21,459,314.03  
 Distributed to Public from Track for Minus Pool..... 545.27  
 Total Distributed to Public.....\$21,459,859.30  
 Percentage of Daily Double to Total Pool..... 5.50%  
 Percentage of Twin Double to Total Pool..... 1.14%  
 Percentage of Perfecta to Total Pool..... 17.17%  
 Percentage of Quiniela to Total Pool..... 57.02%  
 Percentage of Breaks to Total Pool..... 0.50%

30

Pool Classification	Amount Wagered	\$10.00 Wagers		\$3.00 Wagers		\$2.00 Wagers		\$1.00 Wagers	
		Number	Amount	Number	Amount	Number	Amount	Number	Amount
Daily Double....	\$ 1,431,320.00	14,756	\$ 147,560.00	—	\$ —	641,880	\$ 1,283,760.00	—	\$ —
Perfecta.....	4,466,991.00	—	—	1,488,997	4,466,991.00	—	—	—	—
Twin Double....	295,966.00	5,578	55,780.00	—	—	120,093	240,186.00	—	—
Quiniela.....	14,830,710.00	232,145	2,321,450.00	—	—	6,254,630	12,509,260.00	—	—
Win.....	2,533,815.00	98,942	989,420.00	—	—	628,427	1,256,854.00	287,541	287,541.00
Place.....	1,325,259.00	38,895	388,950.00	—	—	324,384	648,768.00	287,541	287,541.00
Show.....	1,126,865.00	26,056	260,560.00	—	—	289,382	578,764.00	287,541	287,541.00
<b>TOTAL.....</b>	<b>\$26,010,926.00</b>	<b>416,372</b>	<b>\$4,163,720.00</b>	<b>1,488,997</b>	<b>\$4,466,991.00</b>	<b>8,258,796</b>	<b>\$16,517,592.00</b>	<b>862,623</b>	<b>\$862,623.00</b>

The Attendance of 4,541 and Pari-Mutuel Handle of \$212,403.00 for Scholarship Day Fund, April 7, 1965, not included above.  
 The Attendance of 4,460 and Pari-Mutuel Handle of \$210,576.00 for Charity Day, April 6, 1965, not included above.

DAYTONA BEACH KENNEL CLUB, INC.

Dog Track — Daytona Beach

68 Racing Days — July 1 to September 25, 1964, Incl. — 96 Performances

23 Racing Days — June 4 to June 30, 1965, Incl. — 31 Performances

91

127

Pari-Mutuel Handle .....	\$11,988,156.00
Average Performance .....	94,394.93
Average Wager per Capita .....	45.58
<i>(Based on Taxable Admissions)</i>	

Total Paid Attendance .....	263,034
Average Paid Attendance per Performance .....	2,071
<i>Net Commission = 17% of P-M Handle, Less \$170.00 Track Allowance per Race</i>	

STATE REVENUE

3/17 of Net Commission (Counties) .....	\$ 318,784.68
2/17 of Net Commission (Old Age Assistance) .....	212,523.12
2/17 of Net Commission (Counties) .....	212,523.12
25% of Breaks (Counties) .....	14,130.30
75% of Breaks (Old Age Assistance) .....	42,392.62
Admission Tax (Counties) .....	27,343.16

TRACK REVENUE

1362 Races @ \$170.00 Allowance per Race .....	\$ 231,540.00
10/17 of Net Commission .....	1,062,615.60

	\$ 827,697.00
Occupational Licenses (Counties) .....	2,232.25
Assumed Names (Counties) .....	100.00

Total Track Revenue (10.80%) .....

Distributed to Public from P-M Handle (82.53%) .....	\$ 9,893,646.56
Distributed to Public from Tracks for Minus Pool .....	22.44

Total State Revenue .....

Total Distributed to Public .....

Percentage of Daily Double to Total Pool .....	5.31%
Percentage of Perfecta to Total Pool .....	5.71%
Percentage of "Big Q" to Total Pool .....	6.16%
Percentage of Quiniela to Total Pool .....	67.16%
Percentage of Breaks to Total Pool .....	0.47%

31

Pool Classification	Amount Wagered	\$10.00 Wagers		\$5.00 Wagers		\$3.00 Wagers		\$2.00 Wagers	
		Number	Amount	Number	Amount	Number	Amount	Number	Amount
Daily Double .....	\$ 636,376.00	—	\$ —	—	\$ —	—	\$ —	318,188	\$ 636,376.00
Perfecta .....	684,692.00	—	—	19,768	98,840.00	195,284	585,852.00	—	—
Big "Q" .....	738,466.00	—	—	—	—	—	—	369,233	738,466.00
Quiniela .....	8,051,560.00	75,883	758,830.00	—	—	—	—	3,646,365	7,292,730.00
Win .....	770,470.00	—	—	52,480	262,400.00	—	—	254,035	508,070.00
Place .....	526,607.00	—	—	25,675	128,375.00	—	—	199,116	398,232.00
Show .....	579,985.00	—	—	19,839	99,195.00	—	—	240,395	480,790.00
<b>TOTAL .....</b>	<b>\$11,988,156.00</b>	<b>75,883</b>	<b>\$758,830.00</b>	<b>117,762</b>	<b>\$588,810.00</b>	<b>195,284</b>	<b>\$585,852.00</b>	<b>5,027,332</b>	<b>\$10,054,664.00</b>

The Attendance of 1,357 and Pari-Mutuel Handle of \$69,056.00 for Scholarship Day Fund, September 22, 1964, not included above.

The Attendance of 1,320 and Pari-Mutuel Handle of \$60,383.00 for Charity Day, September 15, 1964, not included above.

Closed August 27; Sept. 8, 9, 10, 11, 1964

FLORIDA GREYHOUND RACING, INC.

Dog Track — Pensacola

52 Racing Days — July 1 to September 14, 1964, Incl. — 76 Performances

38 Racing Days — May 7 to June 30, 1965, Incl. — 53 Performances

90 129

Pari-Mutuel Handle.....\$ 7,671,970.00  
 Average Performance..... 59,472.64  
 Average Wager per Capita..... 39.45  
 (Based on Taxable Admissions)

Total Paid Attendance..... 194,490  
 Average Paid Attendance per Performance..... 1,508  
 Net Commission — 17% of P-M Handle, Less \$170.00  
 Track Allowance per Race

STATE REVENUE

3/17 of Net Commission (Counties).....\$ 188,789.10  
 2/17 of Net Commission (Old Age Assistance)..... 125,859.40  
 2/17 of Net Commission (Counties)..... 125,859.40  
 25% of Breaks (Counties)..... 9,080.32  
 75% of Breaks (Old Age Assistance)..... 27,242.71  
 Admission Tax (Counties)..... 21,128.09

TRACK REVENUE  
 1379 Races @ \$170.00 Allowance per Race.....\$ 234,430.00  
 10/17 of Net Commission..... 629,297.00

\$ 497,959.02  
 Occupational Licenses (Counties)..... 1,879.25  
 Assumed Names (Counties)..... 300.00

Total Track Revenue (11.26%).....\$ 863,727.00  
 Distributed to Public from P-M Handle (82.53%).....\$ 6,331,412.07  
 Distributed to Public from Tracks for Minus Pool..... 26.63  
 Total Distributed to Public.....\$ 6,331,438.70

Total State Revenue.....\$ 500,138.27

Percentage of Daily Double to Total Pool..... 4.83%  
 Percentage of "Big Q" to Total Pool..... 7.05%  
 Percentage of Quiniela to Total Pool..... 72.20%  
 Percentage of Breaks to Total Pool..... 0.47%

32

Pool Classification	Amount Wagered	\$10.00 Wagers		\$5.00 Wagers		\$2.00 Wagers	
		Number	Amount	Number	Amount	Number	Amount
Daily Double.....	\$ 370,904.00	—	\$ —	—	\$ —	185,452	\$ 370,904.00
Big "Q".....	540,666.00	—	—	—	—	270,333	540,666.00
Quiniela.....	5,539,086.00	32,153	321,530.00	—	—	2,608,778	5,217,556.00
Win.....	440,631.00	—	—	25,799	128,995.00	155,818	311,636.00
Place.....	354,322.00	—	—	12,706	63,530.00	145,396	290,792.00
Show.....	426,361.00	—	—	9,307	46,535.00	189,913	379,826.00
TOTAL.....	\$ 7,671,970.00	32,153	\$321,530.00	47,812	\$239,060.00	3,555,690	\$ 7,111,380.00

The Attendance of 1,266 and Pari-Mutuel Handle of \$46,542.00 for Scholarship Day Fund, May 25, 1965, not included above.

The Attendance of 1,548 and Pari-Mutuel Handle of \$57,481.00 for Charity Day, May 26, 1965, not included above.

The Attendance of 1,619 and Pari-Mutuel Handle of \$66,768.00 for Charity Day, July 22, 1964, not included above.

Closed July 2, 9, 16, 23, 30; August 6, 13, 18, 27; September 3, 8, 10, 1964

May 13, 20, 27; June 3, 10, 17, 24, 1965.

JACKSONVILLE KENNEL CLUB, INC.

Dog Track — Jacksonville

90 Racing Days — December 25, 1964 to April 10, 1965, Incl. — 94 Performances

Pari-Mutuel Handle.....	\$ 6,758,947.00
Average Performance.....	71,903.69
Average Wager per Capita.....	52.57
<i>(Based on Taxable Admissions)</i>	

STATE REVENUE

3/17 of Net Commission (Counties).....	\$ 171,868.41
2/17 of Net Commission (Old Age Assistance).....	114,578.94
2/17 of Net Commission (Counties).....	114,578.94
25% of Breaks (Counties).....	7,134.91
75% of Breaks (Old Age Assistance).....	21,406.16
Admission Tax (Counties).....	12,856.80
	<u>\$ 442,424.16</u>
Occupational Licenses (Counties).....	257.75
33 Total State Revenue.....	<u>\$ 442,681.91</u>

Total Paid Attendance.....	128,568
Average Paid Attendance per Performance.....	1,368
<i>Net Commission = 17% of P-M Handle, Less \$170.00</i>	
<i>Track Allowance per Race</i>	

TRACK REVENUE

1030 Races @ \$170.00 Allowance per Race.....	\$ 175,100.00
10/17 of Net Commission.....	572,894.70
Total Track Revenue (11.07%).....	<u>\$ 747,994.70</u>
Distributed to Public from P-M Handle (82.58%)....	\$ 5,581,384.94
Distributed to Public from Track for Minus Pool....	8.86
Total Distributed to Public.....	<u>\$ 5,581,393.80</u>
Percentage of Daily Double to Total Pool.....	5.88%
Percentage of Big "Q" to Total Pool.....	8.60%
Percentage of Quiniela to Total Pool.....	71.35%
Percentage of Breaks to Total Pool.....	0.42%

Pool Classification	Amount Wagered	\$5.00 Wagers		\$2.00 Wagers	
		Number	Amount	Number	Amount
Daily Double.....	\$ 397,256.00	—	\$ —	198,628	\$ 397,256.00
Big "Q".....	581,200.00	—	—	290,600	581,200.00
Quiniela.....	4,822,192.00	99,960	499,800.00	2,161,196	4,322,392.00
Win.....	405,557.00	28,195	140,975.00	132,291	264,582.00
Place.....	293,116.00	14,666	73,330.00	109,893	219,786.00
Show.....	259,626.00	8,110	40,550.00	109,538	219,076.00
<b>TOTAL.....</b>	<b>\$6,758,947.00</b>	<b>150,931</b>	<b>\$754,655.00</b>	<b>3,002,146</b>	<b>\$6,004,292.00</b>

The Attendance of 1,005 and Pari-Mutuel Handle of \$53,168.00 for Scholarship Day Fund, January 27, 1965, not included above.

The Attendance of 1,139 and Pari-Mutuel Handle of \$60,289.00 for Charity Day, January 13, 1965, not included above.



**JEFFERSON COUNTY KENNEL CLUB, INC.**

Dog Track — Monticello

69 Racing Days — July 1 to September 24, 1964 Incl. — 84 Performances  
22 Racing Days — June 4 to June 30, 1965 — 26 Performances  
91 110

Pari-Mutuel Handle:.....\$ 4,019,705.00  
 Average Performance..... 36,542.77  
 Average Wager per Capita..... 47.80  
 (Based on Taxable Admissions)

STATE REVENUE

3/17 of Net Commission & Sliding Scale Rate  
 (Counties).....\$ 84,494.10  
 2/17 of Net Commission & Sliding Scale Rate  
 (Old Age Assistance)..... 56,329.40  
 2/17 of Net Commission (Counties)..... 56,009.40  
 25% of Breaks (Counties)..... 5,248.67  
 75% of Breaks (Old Age Assistance)..... 15,747.52  
 Admission Tax (Counties)..... 8,544.69

Occupational Licenses (Counties)..... 1,406.00  
 Assumed Names (Counties)..... 100.00

Total State Revenue.....\$ 227,879.78

Total Paid Attendance..... 84,090<sup>0</sup>  
 Average Paid Attendance per Performance..... 765<sup>5</sup>  
 Net Commission = 17% of P-M Handle, Less \$170.00  
 Track Allowance per Race

TRACK REVENUE

1169 Races @ \$170.00 Allowance per Race.....\$ 198,730.00  
 1 Race—Commission Less than \$170.00 per race..... 167.28  
 22 Races on Sliding Scale Rate..... 7,572.67  
 10/17 of Net Commission..... 280,047.00

Total Track Revenue (12.10%).....\$ 486,516.95

Distributed to Public from P-M Handle (82.48%)....\$ 3,315,358.96  
 Distributed to Public from Track for Minus Pool..... 12.24

Total Distributed to Public.....\$ 3,315,371.20

Percentage of Daily Double to Total Pool..... 6.17%  
 Percentage of Big "Q" to Total Pool..... 7.01%  
 Percentage of Quiniela to Total Pool..... 71.06%  
 Percentage of Breaks to Total Pool..... 0.52%

Pool Classification	Amount Wagered	\$5.00 Wagers		\$2.00 Wagers	
		Number	Amount	Number	Amount
Daily Double.....	\$ 248,092.00	—	\$ —	124,046	\$ 248,092.00
Big "Q".....	281,690.00	—	—	140,845	281,690.00
Quiniela.....	2,856,442.00	—	—	1,428,221	2,856,442.00
Win.....	217,749.00	3,033	15,165.00	101,292	202,584.00
Place.....	196,331.00	1,537	7,685.00	94,323	188,646.00
Show.....	219,401.00	1,341	6,705.00	106,348	212,696.00
<b>TOTAL.....</b>	<b>\$4,019,705.00</b>	<b>5,911</b>	<b>\$29,555.00</b>	<b>1,995,075</b>	<b>\$3,990,150.00</b>

The Attendance of 701 and Pari-Mutuel Handle of \$29,344.00 for Charity Day, June 8, 1965, not included above.

The Attendance of 725 and Pari-Mutuel Handle of \$34,341.00 for Scholarship Day Fund, August 3, 1964, not included above.

Closed Sept. 8, 9, 10, 11, 1964



MIAMI BEACH KENNEL CLUB

Dog Track — Miami Beach

90 Racing Days — December 25, 1964 to April 10, 1965 Incl. — 90 Performances

Pari-Mutuel Handle.....	\$20,826,312.00
Average Performance.....	231,403.47
Average Wager per Capita.....	44.28
<i>(Based on Taxable Admissions)</i>	

Total Paid Attendance.....	470,312
Average Paid Attendance per Performance.....	5,226
<i>Net Commission = 17% of P-M Handle, Less \$170.00</i>	
<i>Track Allowance per Race</i>	

STATE REVENUE	
3/17 of Net Commission (Counties).....	\$ 595,089.36
2/17 of Net Commission (Old Age Assistance).....	396,726.24
2/17 of Net Commission (Counties).....	396,726.24
25% of Breaks (Counties).....	24,862.87
75% of Breaks (Old Age Assistance).....	74,589.49
Admission Tax (Counties).....	50,719.24

TRACK REVENUE	
990 Races @ \$170.00 Allowance per Race.....	\$ 168,300.00
10/17 of Net Commission.....	1,983,631.20

	\$ 1,538,713.44
Occupational Licenses (Counties).....	1,523.50
<b>Total State Revenue.....</b>	<b>\$ 1,540,236.94</b>

Total Track Revenue (10.33%).....	\$ 2,151,931.20
Distributed to Public from P-M Handle (82.52%)....	\$17,186,386.60
Distributed to Public from Track for Minus Pool....	24.60
<b>Total Distributed to Public.....</b>	<b>\$17,186,411.20</b>

Percentage of Daily Double to Total Pool.....	5.45%
Percentage of Twin Double to Total Pool.....	5.62%
Percentage of Quiniela to Total Pool.....	68.55%
Percentage of Breaks to Total Pool.....	0.48%

35

Pool Classification	Amount Wagered	\$10.00 Wagers		\$2.00 Wagers	
		Number	Amount	Number	Amount
Daily Double.....	\$ 1,134,762.00	10,862	\$ 108,620.00	513,071	\$ 1,026,142.00
Twin Double.....	1,169,864.00	31,706	317,060.00	426,402	852,804.00
Quiniela.....	14,276,958.00	218,333	2,183,330.00	6,046,814	12,093,628.00
Win.....	2,206,462.00	97,475	974,750.00	615,856	1,231,712.00
Place.....	1,120,934.00	33,448	334,480.00	393,227	786,454.00
Show.....	917,332.00	21,284	212,840.00	352,246	704,492.00
<b>TOTAL.....</b>	<b>\$20,826,312.00</b>	<b>413,108</b>	<b>\$4,131,080.00</b>	<b>8,347,616</b>	<b>\$16,695,232.00</b>

The Attendance of 3,145 and Pari-Mutuel Handle of \$148,094.00 for Scholarship Day Fund, April 1, 1965, not included above.  
 The Attendance of 3,040 and Pari-Mutuel Handle of \$141,856.00 for Charity Day, March 31, 1965, not included above.

**ORANGE PARK KENNEL CLUB, INC.**

Dog Track — Orange Park

47 Racing Days — October 2 to November 28, 1964, Incl. — 47 Performances

43 Racing Days — April 17 to June 5, 1965, Incl. — 48 Performances

90

95

Pari-Mutuel Handle.....\$ 5,829,372.00  
 Average Performance..... 61,361.81  
 Average Wager per Capita..... 53.04  
 (Based on Taxable Admissions)

Total Paid Attendance..... 109,912  
 Average Paid Attendance per Performance..... 1,157  
 Net Commission = 17% of P-M Handle, Less \$170.00  
 Track Allowance per Race

STATE REVENUE

3/17 of Net Commission (Counties).....\$ 143,681.16  
 2/17 of Net Commission (Old Age Assistance)..... 95,787.44  
 2/17 of Net Commission (Counties)..... 95,787.44  
 25% of Breaks (Counties)..... 6,327.54  
 75% of Breaks (Old Age Assistance)..... 18,984.01  
 Admission Tax (Counties)..... 10,991.20  
 \$ 371,558.79  
 Occupational Licenses (Counties)..... 1,089.75  
 Total State Revenue.....\$ 372,648.54

TRACK REVENUE

1040 Races @ \$170.00 Allowance per Race.....\$ 176,800.00  
 10/17 of Net Commission..... 478,937.20  
 Total Track Revenue (11.25%).....\$ 655,737.20  
 Distributed to Public from P-M Handle (82.57%)....\$ 4,813,067.21  
 Distributed to Public from Track for Minus Pool.... 6.59  
 Total Distributed to Public.....\$ 4,813,073.80  
 Percentage of Daily Double to Total Pool..... 5.82%  
 Percentage of Big "Q" to Total Pool..... 8.36%  
 Percentage of Quiniela to Total Pool..... 71.25%  
 Percentage of Breaks to Total Pool..... 0.43%

36

Pool Classification	Amount Wagered	\$5.00 Wagers		\$2.00 Wagers	
		Number	Amount	Number	Amount
Daily Double.....	\$ 339,056.00	—	\$ —	169,528	\$ 339,056.00
Big "Q".....	487,492.00	—	—	243,746	487,492.00
Quiniela.....	4,153,195.00	71,685	358,425.00	1,897,385	3,794,770.00
Win.....	355,773.00	20,503	102,515.00	126,629	253,258.00
Place.....	255,943.00	10,385	51,925.00	102,009	204,018.00
Show.....	237,913.00	5,929	29,645.00	104,134	208,268.00
<b>TOTAL.....</b>	<b>\$5,829,372.00</b>	<b>108,502</b>	<b>\$542,510.00</b>	<b>2,643,431</b>	<b>\$5,286,862.00</b>

The Attendance of 998 and Pari-Mutuel Handle of \$61,097.00 for Scholarship Day Fund, November 18, 1964, not included above.

The Attendance of 979 and Pari-Mutuel Handle of \$57,875.00 for Charity Day, November 11, 1964, not included above.

Closed Nov. 24, 1964

PALM BEACH KENNEL CLUB, INC.

Dog Track — West Palm Beach

90 Racing Days — January 8 to April 26, 1965, Incl. — 106 Performances

Pari-Mutuel Handle.....	\$14,331,377.00
Average Performance.....	135,201.67
Average Wager per Capita.....	38.73
<i>(Based on Taxable Admissions)</i>	

Total Paid Attendance.....	370,100
Average Paid Attendance per Performance.....	3,492
<i>Net Commission = 17% of P-M Handle, Less \$170.00</i>	
<i>Track Allowance per Race</i>	

STATE REVENUE

3/17 of Net Commission (Counties).....	\$ 395,381.31
2/17 of Net Commission (Old Age Assistance).....	263,587.54
2/17 of Net Commission (Counties).....	263,587.54
25% of Breaks (Counties).....	15,628.85
75% of Breaks (Old Age Assistance).....	46,888.16
Admission Tax (Counties).....	37,697.43

TRACK REVENUE

1152 Races @ \$170.00 Allowance per Race.....	\$ 195,840.00
10/17 of Net Commission.....	1,317,937.70

	\$ 1,022,770.83
Occupational Licenses (Counties).....	1,796.50

Total Track Revenue (10.56%)..... \$ 1,513,777.70

Distributed to Public from P-M Handle (82.56%)..... \$11,832,525.90

Total State Revenue..... \$ 1,024,567.33

Percentage of Daily Double to Total Pool.....	6.70%
Percentage of Perfecta to Total Pool.....	11.01%
Percentage of Big "Q" to Total Pool.....	3.22%
Percentage of Quiniela to Total Pool.....	64.19%
Percentage of Breaks to Total Pool.....	0.44%

37

Pool Classification	Amount Wagered	\$10.00 Wagers		\$5.00 Wagers		\$3.00 Wagers		\$2.00 Wagers	
		Number	Amount	Number	Amount	Number	Amount	Number	Amount
Daily Double.....	\$ 959,672.00	—	\$ —	—	\$ —	—	\$ —	479,836	\$ 959,672.00
Perfecta.....	1,578,126.00	—	—	—	—	526,042	1,578,126.00	—	—
Big "Q".....	462,008.00	—	—	—	—	—	—	231,004	462,008.00
Quiniela.....	9,199,486.00	29,250	292,500.00	—	—	—	—	4,453,493	8,906,986.00
Win.....	864,657.00	—	—	50,543	252,715.00	—	—	305,971	611,942.00
Place.....	626,392.00	—	—	27,650	138,250.00	—	—	244,071	488,142.00
Show.....	641,036.00	—	—	21,356	106,780.00	—	—	267,128	534,256.00
<b>TOTAL.....</b>	<b>\$14,331,377.00</b>	<b>29,250</b>	<b>\$292,500.00</b>	<b>99,549</b>	<b>\$497,745.00</b>	<b>526,042</b>	<b>\$1,578,126.00</b>	<b>5,981,503</b>	<b>\$11,963,006.00</b>

The Attendance of 3,213 and Pari-Mutuel Handle of \$109,492.00 for Scholarship Day Fund, January 12, 1965, not included above.

The Attendance of 2,624 and Pari-Mutuel Handle of \$104,676.00 for Charity Day, January 19, 1965, not included above.

Closed April 16, 1965

SANFORD-ORLANDO KENNEL CLUB, INC.

Dog Track — Longwood

90 Racing Days — January 2 to April 19, 1965, Incl. — 130 Performances

Pari-Mutuel Handle.....	\$10,589,285.00
Average Performance.....	81,456.03
Average Wager per Capita.....	46.23
<i>(Based on Taxable Admissions)</i>	

Total Paid Attendance.....	229,043
Average Paid Attendance per Performance.....	1,762
<i>Net Commission = 17% of P-M Handle, Less \$170.00 Track Allowance per Race</i>	

STATE REVENUE

3/17 of Net Commission (Counties).....	\$ 275,978.55
2/17 of Net Commission (Old Age Assistance).....	183,985.70
2/17 of Net Commission (Counties).....	183,985.70
25% of Breaks (Counties).....	12,870.17
75% of Breaks (Old Age Assistance).....	38,612.48
Admission Tax (Counties).....	23,955.75
	<u>\$ 719,388.35</u>
Occupational Licenses (Counties).....	1,192.00
	<u>\$ 720,580.35</u>

TRACK REVENUE

1390 Races @ \$170.00 Allowance per Race.....	\$ 236,300.00
10/17 of Net Commission.....	919,928.50
Total Track Revenue (10.92%).....	<u>\$ 1,156,228.50</u>
Distributed to Public from P-M Handle (82.51%)....	\$ 8,737,623.90
Distributed to Public from Track for Minus Pool....	14.90
Total Distributed to Public.....	<u>\$ 8,737,638.80</u>
Percentage of Daily Double to Total Pool.....	4.80%
Percentage of Perfecta to Total Pool.....	22.31%
Percentage of Quiniela to Total Pool.....	59.45%
Percentage of Breaks to Total Pool.....	0.49%

38

Pool Classification	Amount Wagered	\$5.00 Wagers		\$3.00 Wagers		\$2.00 Wagers	
		Number	Amount	Number	Amount	Number	Amount
Daily Double.....	\$ 508,254.00	—	\$ —	—	\$ —	254,127	\$ 508,254.00
Perfecta.....	2,362,328.00	73,732	368,660.00	664,556	1,993,668.00	—	—
Quiniela.....	6,294,966.00	—	—	—	—	3,147,483	6,294,966.00
Win.....	554,925.00	32,109	160,545.00	—	—	197,190	394,380.00
Place.....	422,567.00	17,317	86,585.00	—	—	167,991	335,982.00
Show.....	446,245.00	13,487	67,435.00	—	—	189,405	378,810.00
<b>TOTAL.....</b>	<b>\$10,589,285.00</b>	<b>136,645</b>	<b>\$683,225.00</b>	<b>664,556</b>	<b>\$1,993,668.00</b>	<b>3,956,196</b>	<b>\$7,912,392.00</b>

The Attendance of 1,266 and Pari-Mutuel Handle of \$52,841.00 for Scholarship Day Fund, January 5, 1965, not included above.  
The Attendance of 1,425 and Pari-Mutuel Handle of \$69,316.00 for Charity Day, January 28, 1965, not included above.

SARASOTA KENNEL CLUB, INC.

Dog Track — Sarasota

32 Racing Days — July 1 to August 6, 1964, Incl. — 45 Performances

53 Racing Days — April 27 to June 30, 1965, Incl. — 79 Performances

85

124

Pari-Mutuel Handle.....	\$12,317,065.00
Average Performance.....	99,331.17
Average Wager per Capita.....	45.88
<i>(Based on Taxable Admissions)</i>	

Total Paid Attendance.....	268,442
Average Paid Attendance per Performance.....	2,165
<i>Net Commission = 17% of P-M Handle, Less \$170.00 Track Allowance per Race</i>	

STATE REVENUE

3/17 of Net Commission (Counties).....	\$ 329,791.95
2/17 of Net Commission (Old Age Assistance).....	219,861.30
2/17 of Net Commission (Counties).....	219,861.30
25% of Breaks (Counties).....	13,149.98
75% of Breaks (Old Age Assistance).....	39,451.67
Admission Tax (Counties).....	27,843.31
	<u>\$ 849,959.51</u>
Occupational Licenses (Counties).....	1,703.00
Assumed Names (Counties).....	50.00
Total State Revenue.....	<u>\$ 851,712.51</u>

TRACK REVENUE

1324 Races @ \$170.00 Allowance per Race.....	\$ 225,080.00
10/17 of Net Commission.....	1,099,306.50
Total Track Revenue (10.75%).....	<u>\$ 1,324,386.50</u>
Distributed to Public from P-M Handle (82.57%).....	\$10,170,562.30
Distributed to Public from Minus Pool.....	103.40
Total Distributed to Public.....	<u>\$10,170,665.70</u>
Percentage of Daily Double to Total Pool.....	8.22%
Percentage of Perfecta to Total Pool.....	17.16%
Percentage of Quiniela to Total Pool.....	62.83%
Percentage of Breaks to Total Pool.....	0.43%

39

Pool Classification	Amount Wagered	\$10.00 Wagers		\$5.00 Wagers		\$3.00 Wagers		\$2.00 Wagers	
		Number	Amount	Number	Amount	Number	Amount	Number	Amount
Daily Double.....	\$ 1,012,462.00	—	\$ —	—	\$ —	—	\$ —	506,231	\$1,012,462.00
Perfecta.....	2,113,798.00	—	—	55,511	277,555.00	612,081	1,836,243.00	—	—
Quiniela.....	7,739,018.00	29,800	298,000.00	—	—	—	—	3,720,509	7,441,018.00
Win.....	603,977.00	—	—	31,809	159,045.00	—	—	222,466	444,932.00
Place.....	444,007.00	—	—	16,307	81,535.00	—	—	181,236	362,472.00
Show.....	403,803.00	—	—	9,783	48,915.00	—	—	177,444	354,888.00
<b>TOTAL.....</b>	<b>\$12,317,065.00</b>	<b>29,800</b>	<b>\$298,000.00</b>	<b>113,410</b>	<b>\$567,050.00</b>	<b>612,081</b>	<b>\$1,836,243.00</b>	<b>4,807,886</b>	<b>\$9,615,772.00</b>

The Attendance of 2,070 and Pari-Mutuel Handle of \$94,576.00 for Scholarship Day Fund, May 11, 1965, not included above.

The Attendance of 2,228 and Pari-Mutuel Handle of \$103,743.00 for Charity Day, May 18, 1965, not included above.

The Attendance of 2,233 and Pari-Mutuel Handle of \$103,738.00 for Manatee Junior College Day, May 4, 1965, not included above.

ST. PETERSBURG KENNEL CLUB, INC.

Dog Track — St. Petersburg

90 Racing Days — January 8 to April 26, 1965, Incl. — 123 Performances

Pari-Mutuel Handle.....	\$22,286,562.00	Total Paid Attendance.....	607,293
Average Performance.....	181,191.56	Average Paid Attendance per Performance.....	4,937
Average Wager per Capita.....	36.69	<i>Net Commission = 17% of P-M Handle, Less \$170.00</i>	
<i>(Based on Taxable Admissions)</i>		<i>Track Allowance per Race</i>	
STATE REVENUE			
3/17 of Net Commission (Counties).....	\$ 628,996.86	TRACK REVENUE	
2/17 of Net Commission (Old Age Assistance).....	419,331.24	1320 Races @ \$170.00 Allowance per Race.....	\$ 224,400.00
2/17 of Net Commission (Counties).....	419,331.24	10/17 of Net Commission.....	2,096,656.20
25% of Breaks (Counties).....	26,441.74	Total Track Revenue (10.41%).....	\$ 2,321,056.20
75% of Breaks (Old Age Assistance).....	79,326.70	Distributed to Public from P-M Handle (82.53%).....	\$18,392,078.02
Admission Tax (Counties).....	62,313.86	Distributed to Public from Track for Minus Pool....	25.28
	\$ 1,635,741.64	Total Distributed to Public.....	\$18,392,103.30
Occupational Licenses (Counties).....	1,538.25	Percentage of Daily Double to Total Pool.....	7.57%
40 Total State Revenue.....	\$ 1,637,279.89	Percentage of Twin Double to Total Pool.....	7.27%
		Percentage of Quiniela to Total Pool.....	67.38%
		Percentage of Breaks to Total Pool.....	0.47%

Pool Classification	Amount Wagered	\$10.00 Wagers		\$5.00 Wagers		\$2.00 Wagers	
		Number	Amount	Number	Amount	Number	Amount
Daily Double.....	\$ 1,688,076.00	—	\$ —	—	\$ —	844,038	\$ 1,688,076.00
Twin Double.....	1,620,268.00	—	—	—	—	810,134	1,620,268.00
Quiniela.....	15,015,888.00	111,330	1,113,300.00	—	—	6,951,294	13,902,588.00
Win.....	1,725,651.00	—	—	105,657	528,285.00	598,683	1,197,366.00
Place.....	1,139,663.00	—	—	52,583	262,915.00	438,374	876,748.00
Show.....	1,097,016.00	—	—	39,632	198,160.00	449,428	898,856.00
<b>TOTAL.....</b>	<b>\$22,286,562.00</b>	<b>111,330</b>	<b>\$1,113,300.00</b>	<b>197,872</b>	<b>\$989,360.00</b>	<b>10,091,951</b>	<b>\$20,183,902.00</b>

The Attendance of 3,978 and Pari-Mutuel Handle of \$159,077.00 for Scholarship Day Fund, January 21, 1965, not included above.  
 The Attendance of 2,769 and Pari-Mutuel Handle of \$121,796.00 for Charity Day, January 14, 1965, not included above.  
 Closed April 16, 1965



WASHINGTON COUNTY KENNEL CLUB, INC.

Dog Track — Ebro

59 Racing Days — July 1 to September 7, 1964, Incl. — 67 Performances  
 32 Racing Days — May 21 to June 30, 1965, Incl. — 34 Performances  
91 101

Pari-Mutuel Handle.....\$ 2,573,059.00  
 Average Performance..... 25,475.83  
 Average Wager per Capita..... 32.55  
 (Based on Taxable Admissions)

Total Paid Attendance..... 79,049  
 Average Paid Attendance per Performance..... 782  
 Net Commission = 17% of P-M Handle, Less \$170.00  
 Track Allowance per Race

STATE REVENUE

3/17 of Net Commission & Sliding Scale Rate  
 (Counties).....\$ 35,014.80  
 2/17 of Net Commission & Sliding Scale Rate  
 (Old Age Assistance)..... 23,343.20  
 2/17 of Net Commission (Counties)..... 17,403.20  
 25% of Breaks (Counties)..... 4,252.62  
 75% of Breaks (Old Age Assistance)..... 12,759.46  
 Admission Tax (Counties)..... 7,904.90  
 \$ 100,678.18  
 Occupational Licenses (Counties)..... 1,113.75  
 Assumed Names (Counties)..... 100.00  
 Total State Revenue.....\$ 101,891.93

TRACK REVENUE

465 Races @ \$170.00 Allowance per Race.....\$ 79,050.00  
 9 Races—Commission Less than \$170.00 per race.... 1,405.22  
 627 Races on Sliding Scale Rate..... 194,187.61  
 10/17 of Net Commission..... 87,016.00  
 Total Track Revenue (14.06%).....\$ 361,658.83  
 Distributed to Public from P-M Handle (82.34%)....\$ 2,118,626.89  
 Distributed to Public from Track for Minus Pool.... 1.11  
 Total Distributed to Public.....\$ 2,118,628.00  
 Percentage of Daily Double to Total Pool..... 5.26%  
 Percentage of Big "Q" to Total Pool..... 4.86%  
 Percentage of Quiniela to Total Pool..... 61.82%  
 Percentage of Breaks to Total Pool..... 0.66%

41

Pool Classification	Amount Wagered	\$5.00 Wagers		\$2.00 Wagers	
		Number	Amount	Number	Amount
Daily Double.....	\$ 135,260.00	—	\$ —	67,630	\$ 135,260.00
Big "Q".....	124,954.00	—	—	62,477	124,954.00
Quiniela.....	1,590,792.00	—	—	795,396	1,590,792.00
Win.....	280,119.00	12,435	62,175.00	108,972	217,944.00
Place.....	193,459.00	5,957	29,785.00	81,837	163,674.00
Show.....	248,475.00	4,445	22,225.00	113,125	226,250.00
<b>TOTAL.....</b>	<b>\$2,573,059.00</b>	<b>22,837</b>	<b>\$114,185.00</b>	<b>1,229,437</b>	<b>\$2,458,874.00</b>

The Attendance of 635 and Pari-Mutuel Handle of \$19,456.00 for Charity Day, June 3, 1965, not included above.

The Attendance of 581 and Pari-Mutuel Handle of \$18,640.00 for Scholarship Day Fund, June 1, 1965, not included above.

WEST FLAGLER ASSOCIATES, LTD.

Dog Track — Miami

53 Racing Days — July 1 to September 5, 1964, Incl. — 53 Performances

37 Racing Days — May 19 to June 30, 1965, Incl. — 37 Performances

90

90

Pari-Mutuel Handle.....	\$29,537,684.00
Average Performance.....	328,196.49
Average Wager per Capita.....	42.45
<i>(Based on Taxable Admissions)</i>	

Total Paid Attendance.....	695,801
Average Paid Attendance per Performance.....	7,731
<i>Net Commission = 17% of P-M Handle, Less \$170.00 Track Allowance per Race</i>	

STATE REVENUE

3/17 of Net Commission (Counties).....	\$ 856,370.52
2/17 of Net Commission (Old Age Assistance).....	570,913.68
2/17 of Net Commission (Counties).....	570,913.68
25% of Breaks (Counties).....	39,291.34
75% of Breaks (Old Age Assistance).....	117,874.92
Admission Tax (Counties).....	73,278.11

TRACK REVENUE

992 Races @ \$170.00 Allowance per Race.....	\$ 168,640.00
10/17 of Net Commission.....	2,854,568.40

	\$ 2,228,642.25
Occupational Licenses (Counties).....	3,853.75
Assumed Names (Counties).....	150.00
Total State Revenue.....	\$ 2,232,646.00

Total Track Revenue (10.24%)..... \$ 3,023,208.40

Distributed to Public from P-M Handle (82.47%)... \$24,359,111.46

Distributed to Public from Track for Minus Pool.... 943.54

Total Distributed to Public..... \$24,360,055.00

Percentage of Daily Double to Total Pool.....	4.83%
Percentage of Twin Double to Total Pool.....	7.67%
Percentage of Quiniela to Total Pool.....	67.33%
Percentage of Breaks to Total Pool.....	0.53%

42

Pool Classification	Amount Wagered	\$50.00 Wagers		\$10.00 Wagers		\$2.00 Wagers	
		Number	Amount	Number	Amount	Number	Amount
Daily Double.....	\$ 1,425,346.00	—	\$ —	13,783	\$ 137,830.00	643,758	\$ 1,287,516.00
Twin Double.....	2,266,402.00	—	—	51,182	511,820.00	877,291	1,754,582.00
Quiniela.....	19,887,988.00	—	—	351,810	3,518,100.00	8,184,944	16,369,888.00
Win.....	3,051,558.00	3,480	174,000.00	111,477	1,114,770.00	881,394	1,762,788.00
Place.....	1,588,406.00	1,039	51,950.00	42,104	421,040.00	557,708	1,115,416.00
Show.....	1,317,984.00	1,167	58,350.00	30,387	303,870.00	477,882	955,764.00
<b>TOTAL.....</b>	<b>\$29,537,684.00</b>	<b>5,686</b>	<b>\$284,300.00</b>	<b>600,743</b>	<b>\$6,007,430.00</b>	<b>11,622,977</b>	<b>\$23,245,954.00</b>

The Attendance of 6,279 and Pari-Mutuel Handle of \$277,308.00 for Scholarship Day Fund, August 25, 1964, not included above.

The Attendance of 5,837 and Pari-Mutuel Handle of \$279,984 for Charity Day, September 1, 1964, not included above.

Closed August 26, 27, 28, 1964

FLORIDA JAI-ALAI, INC.

Jai-Alai — Fern Park

100 Playing Days — November 5, 1964 to March 15, 1965, Incl. — 140 Performances

Pari-Mutuel Handle.....	\$ 5,452,538.00
Average Performance.....	38,946.70
Average Wager per Capita.....	33.83
<i>(Based on Taxable Admissions)</i>	

STATE REVENUE

3% of P-M Handle (Counties).....	\$ 163,576.14
2% of P-M Handle (Old Age Assistance).....	109,050.76
50% of Breaks (Old Age Assistance).....	8,494.04
Admission Tax (Counties).....	18,186.79
	<u>\$ 299,307.73</u>
Occupational Licenses (Counties).....	977.00
Total State Revenue.....	<u>\$ 300,284.73</u>

Total Paid Attendance.....	161,156
Average Paid Attendance per Performance.....	1,151

FRONTON REVENUE FROM P-M HANDLE

12% of P-M Handle.....	\$ 654,304.56
50% of Breaks.....	8,493.40
Total Fronton Revenue (12.16%).....	<u>\$ 662,797.96</u>
Distributed to Public from P-M Handle (82.69%)....	<u>\$ 4,508,619.10</u>
Percentage of Daily Double to Total Pool.....	4.32%
Percentage of Quiniela to Total Pool.....	56.07%
Percentage of Perfecta to Total Pool.....	30.65%
Percentage of Breaks to Total Pool.....	0.31%

43

Pool Classification.....	Amount Wagered	\$5.00 Wagers		\$3.00 Wagers		\$2.00 Wagers	
		Number	Amount	Number	Amount	Number	Amount
Daily Double.....	\$ 235,378.00	—	\$ —	—	\$ —	117,689	\$ 235,378.00
Quiniela.....	3,057,438.00	—	—	—	—	1,528,719	3,057,438.00
Perfecta.....	1,671,458.00	59,911	299,555.00	457,301	1,371,903.00	—	—
Win.....	162,366.00	3,700	18,500.00	—	—	71,933	143,866.00
Place.....	172,643.00	2,629	13,145.00	—	—	79,749	159,498.00
Show.....	153,255.00	2,003	10,015.00	—	—	71,620	143,240.00
TOTAL.....	\$5,452,538.00	68,243	\$341,215.00	457,301	\$1,371,903.00	1,869,710	\$3,739,420.00

The Attendance of 805 and Pari-Mutuel Handle of \$29,545.00 for Scholarship Fund Day, December 15, 1964, not included above.  
 The Attendance of 1,243 and Pari-Mutuel Handle of \$45,978.00 for Charity Day, December 9, 1964, not included above.  
 Closed November 17; December 1, 8, 21, 25, 1964; January 6, 7, 1965

FRONTON EXHIBITION COMPANY, INC.

Jai-Alai — Miami

100 Playing Days — December 25, 1964 to April 22, 1965, Incl. — 100 Performances

Pari-Mutuel Handle.....	\$15,558,638.00
Average Performance.....	155,586.38
Average Wager per Capita.....	33.35
<i>(Based on Taxable Admissions)</i>	

STATE REVENUE	
3% of P-M Handle (Counties).....	\$ 466,759.14
2% of P-M Handle (Old Age Assistance).....	311,172.76
50% of Breaks (Old Age Assistance).....	23,801.98
Admission Tax (Counties).....	64,312.71
	\$ 866,046.59
Occupational Licenses (Counties).....	1,756.25
	\$ 867,802.84

Total Paid Attendance.....	466,542
Average Paid Attendance per Performance.....	4,665

FRONTON REVENUE FROM P-M HANDLE	
12% of P-M Handle.....	\$ 1,867,036.56
50% of Breaks.....	23,789.51
	\$ 1,890,826.07
Total Fronton Revenue (12.15%).....	\$ 1,890,826.07
Distributed to Public from P-M Handle (82.69%)....	\$12,866,078.05
Distributed to Public from Fronton for Minus Pool...	11.95
	\$12,866,090.00
Total Distributed to Public.....	\$12,866,090.00
Percentage of Daily Double to Total Pool.....	4.71%
Percentage of Quiniela to Total Pool.....	60.31%
Percentage of Exacta to Total Pool.....	26.06%
Percentage of Breaks to Total Pool.....	0.31%

44

Pool Classification	Amount Wagered	\$50.00 Wagers		\$10.00 Wagers		\$5.00 Wagers		\$3.00 Wagers		\$2.00 Wagers	
		Number	Amount	Number	Amount	Number	Amount	Number	Amount	Number	Amount
Daily Double.....	\$ 733,437.00	—	\$ —	—	\$ —	—	\$ —	244,479	\$ 733,437.00	—	\$ —
Quiniela.....	9,383,390.00	—	—	13,918	139,180.00	55,574	277,870.00	—	—	4,483,170	8,966,340.00
Exacta.....	4,053,972.00	—	—	—	—	—	—	1,351,324	4,053,972.00	—	—
Win.....	665,494.00	189	9,450.00	5,841	58,410.00	29,418	147,090.00	—	—	225,272	450,544.00
Place.....	415,455.00	73	3,650.00	2,259	22,590.00	15,735	78,875.00	—	—	155,270	310,540.00
Show.....	306,890.00	54	2,700.00	1,508	15,080.00	11,122	55,610.00	—	—	116,750	233,500.00
<b>TOTAL.....</b>	<b>\$15,558,638.00</b>	<b>316</b>	<b>\$15,800.00</b>	<b>23,526</b>	<b>\$235,260.00</b>	<b>111,849</b>	<b>\$559,245.00</b>	<b>1,595,803</b>	<b>\$4,787,409.00</b>	<b>4,980,462</b>	<b>\$9,960,924.00</b>

The Attendance of 3,843 and Pari-Mutuel Handle of \$133,450.00 for Scholarship Fund Day, April 16, 1965, not included above.  
 The Attendance of 4,731 and Pari-Mutuel Handle of \$122,246.00 for Charity Day, December 31, 1964, not included above.

THE FRONTON, INC.

Jai-Alai — West Palm Beach

100 Playing Days — December 5, 1964 to April 3, 1965, Incl. — 117 Performances

Pari-Mutuel Handle.....	\$ 4,220,282.00
Average Performance.....	36,070.78
Average Wager per Capita.....	26.16
<i>(Based on Taxable Admissions)</i>	

STATE REVENUE

3% of P-M Handle (Counties).....	\$ 126,608.46
2% of P-M Handle (Old Age Assistance).....	84,405.64
50% of Breaks (Old Age Assistance).....	7,654.03
Admission Tax (Counties).....	16,131.30
	<u>\$ 234,799.43</u>
Occupational Licenses (Counties).....	769.25
Total State Revenue.....	<u>\$ 235,568.68</u>

Total Paid Attendance.....	161,313
Average Paid Attendance per Performance.....	1,378

FRONTON REVENUE FROM P-M HANDLE

12% of P-M Handle.....	\$ 506,433.84
50% of Breaks.....	7,645.75
Total Fronton Revenue (12.18%).....	<u>\$ 514,079.59</u>
Distributed to Public from P-M Handle (82.64%)....	\$ 3,487,534.28
Distributed to Public from Fronton for Minus Pool...	7.62
Total Distributed to Public.....	<u>\$ 3,437,541.90</u>
Percentage of Daily Double to Total Pool.....	6.12%
Percentage of Quiniela to Total Pool.....	57.75%
Percentage of Perfecta to Total Pool.....	24.69%
Percentage of Breaks to Total Pool.....	0.36%

45

Pool Classification	Amount Wagered	\$3.00 Wagers		\$2.00 Wagers	
		Number	Amount	Number	Amount
Daily Double.....	\$ 258,338.00	—	\$ —	129,169	\$ 258,338.00
Quiniela.....	2,437,092.00	—	—	1,218,546	2,437,092.00
Perfecta.....	1,041,876.00	347,292	1,041,876.00	—	—
Win.....	185,174.00	—	—	92,587	185,174.00
Place.....	164,328.00	—	—	82,164	164,328.00
Show.....	133,474.00	—	—	66,737	133,474.00
<b>TOTAL.....</b>	<b>\$4,220,282.00</b>	<b>347,292</b>	<b>\$1,041,876.00</b>	<b>1,589,203</b>	<b>\$3,178,406.00</b>

The Attendance of 1,051 and Pari-Mutuel Handle of \$27,874.00 for Scholarship Fund Day, January 12, 1965, not included above.  
 The Attendance of 964 and Pari-Mutuel Handle of \$29,699.00 for Charity Day, January 11, 1965, not included above.  
 Closed December 24, 1964

GANDY OPERATING COMPANY, INC.

Jai-Alai — Tampa

100 Playing Days — December 26, 1964 to April 27, 1965, Incl. — 100 Performances

Pari-Mutuel Handle.....	\$ 5,332,991.00
Average Performance.....	53,329.91
Average Wager per Capita.....	27.59
<i>(Based on Taxable Admissions)</i>	

STATE REVENUE

3% of P-M Handle (Counties).....	\$ 159,989.73
2% of P-M Handle (Old Age Assistance).....	106,659.82
50% of Breaks (Old Age Assistance).....	9,522.44
Admission Tax (Counties).....	21,050.91
	\$ 297,222.90
Occupational Licenses (Counties).....	784.75
Total State Revenue.....	\$ 298,007.65

Total Paid Attendance.....	193,259
Average Paid Attendance per Performance.....	1,933

FRONTON REVENUE FROM P-M HANDLE

12% of P-M Handle.....	\$ 639,958.92
50% of Breaks.....	9,521.82

Total Fronton Revenue (12.18%).....	\$ 649,480.74
-------------------------------------	---------------

Distributed to Public from P-M Handle (82.64%).....	\$ 4,407,338.27
Distributed to Public from Fronton for Minus Pool..	.13

Total Distributed to Public.....	\$ 4,407,338.40
----------------------------------	-----------------

Percentage of Daily Double to Total Pool.....	6.69%
Percentage of Quiniela to Total Pool.....	60.85%
Percentage of Perfecta to Total Pool.....	22.27%
Percentage of Breaks to Total Pool.....	0.36%

46

Pool Classification.....	Amount Wagered	\$3.00 Wagers		\$2.00 Wagers		\$1.00 Wagers	
		Number	Amount	Number	Amount	Number	Amount
Daily Double.....	\$ 356,782.00	—	\$ —	178,391	\$ 356,782.00	—	\$ —
Quiniela.....	3,244,880.00	—	—	1,622,440	3,244,880.00	—	—
Perfecta.....	1,187,804.00	112,068	336,204.00	425,800	851,600.00	—	—
Win.....	214,841.00	—	—	89,388	178,776.00	36,065	36,065.00
Place.....	175,981.00	—	—	69,958	139,916.00	36,065	36,065.00
Show.....	152,703.00	—	—	58,319	116,638.00	36,065	36,065.00
<b>TOTAL.....</b>	<b>\$5,332,991.00</b>	<b>112,068</b>	<b>\$336,204.00</b>	<b>2,444,296</b>	<b>\$4,888,592.00</b>	<b>108,195</b>	<b>\$108,195.00</b>

The Attendance of 1,901 and Pari-Mutuel Handle of \$44,147.00 for Scholarship Fund Day, December 31, 1964, not included above.

The Attendance of 1,824 and Pari-Mutuel Handle of \$57,618.00 for Charity Day, January 7, 1965, not included above.

The Attendance of 2,153 and Pari-Mutuel Handle of \$60,627.00 for University of Tampa Academic Day, January 6, 1965, not included above.

The Attendance of 1,640 and Pari-Mutuel Handle of \$46,535.00 for University of Tampa Athletic Day, January 5, 1965, not included above.

Closed April 16, 1965



MONRO OPERATING COMPANY, INC.

Jai-Alai — Dania

100 Playing Days — December 7, 1964 to April 5, 1965, Incl. — 100 Performances

Pari-Mutuel Handle.....	\$11,519,380.00
Average Performance.....	115,193.80
Average Wager per Capita.....	30.53
<i>(Based on Taxable Admissions)</i>	

STATE REVENUE

3% of P-M Handle (Counties).....	\$ 345,581.40
2% of P-M Handle (Old Age Assistance).....	230,387.60
50% of Breaks (Old Age Assistance).....	20,339.21
Admission Tax (Counties).....	69,374.64
	<u>\$ 665,682.85</u>
Occupational Licenses (Counties).....	2,203.75
Total State Revenue.....	<u>\$ 667,886.60</u>

Total Paid Attendance.....	377,332
Average Paid Attendance per Performance.....	3,773

FRONTON REVENUE FROM P-M HANDLE

12% of P-M Handle.....	\$ 1,382,325.60
50% of Breaks.....	20,329.21
Total Fronton Revenue (12.18%).....	<u>\$ 1,402,654.81</u>
Distributed to Public from P-M Handle (82.65%)....	\$ 9,520,416.98
Distributed to Public from Fronton for Minus Pool..	9.62
Total Distributed to Public.....	<u>\$ 9,520,426.60</u>
Percentage of Daily Double to Total Pool.....	5.59%
Percentage of Twin Double to Total Pool.....	0.30%
Percentage of Quiniela to Total Pool.....	57.07%
Percentage of Correcta to Total Pool.....	24.15%
Percentage of Breaks to Total Pool.....	0.35%

47

Pool Classification	Amount Wagered	\$10.00 Wagers		\$5.00 Wagers		\$3.00 Wagers		\$2.00 Wagers	
		Number	Amount	Number	Amount	Number	Amount	Number	Amount
Daily Double.....	\$ 644,184.00	—	\$ —	—	\$ —	214,728	\$ 644,184.00	—	\$ —
Twin Double.....	34,396.00	—	—	—	—	—	—	17,198	34,396.00
Quiniela.....	6,574,096.00	23,168	231,680.00	—	—	—	—	3,171,208	6,342,416.00
Correcta.....	2,781,825.00	—	—	—	—	927,275	2,781,825.00	—	—
Win.....	739,803.00	12,093	120,930.00	18,145	90,725.00	—	—	264,074	528,148.00
Place.....	444,771.00	4,997	49,970.00	9,915	49,575.00	—	—	172,613	345,226.00
Show.....	300,305.00	2,368	23,680.00	5,383	26,915.00	—	—	124,855	249,710.00
<b>TOTAL.....</b>	<b>\$11,519,380.00</b>	<b>42,626</b>	<b>\$426,260.00</b>	<b>33,443</b>	<b>\$167,215.00</b>	<b>1,142,003</b>	<b>\$3,426,009.00</b>	<b>3,749,948</b>	<b>\$7,499,896.00</b>

The Attendance of 2,199 and Pari-Mutuel Handle of \$75,215.00 for Scholarship Fund Day, December 16, 1964, not included above.  
 The Attendance of 2,014 and Pari-Mutuel Handle of \$69,710.00 for Charity Day, December 15, 1964, not included above.  
 Closed December 24, 1964



VOLUSIA JAI-ALAI, INC.

Jai-Alai — Daytona Beach

63 Playing Days — July 1 to September 16, 1964, Incl. — 86 Performances

57 Playing Days — April 23 to June 30, 1965, Incl. — 76 Performances

120

162

Pari-Mutuel Handle.....\$ 6,483,348.00  
 Average Performance..... 40,020.67  
 Average Wager per Capita..... 34.04  
 (Based on Taxable Admissions)

Total Paid Attendance..... 190,481  
 Average Paid Attendance per Performance..... 1,176

STATE REVENUE

3% of P-M Handle (Counties).....\$ 194,500.44  
 2% of P-M Handle (Old Age Assistance)..... 129,666.96  
 50% of Breaks (Old Age Assistance)..... 9,856.05  
 Admission Tax (Counties)..... 19,691.84  
 \$ 353,715.29  
 Occupational Licenses (Counties)..... 1,122.50  
 Total State Revenue.....\$ 354,837.79

FRONTON REVENUE FROM P-M HANDLE

12% of P-M Handle.....\$ 778,001.76  
 50% of Breaks..... 9,839.84  
 Total Fronton Revenue (12.15%).....\$ 787,841.60  
 Distributed to Public from P-M Handle (82.70%)....\$ 5,361,482.95  
 Distributed to Public from Fronton for Minus Pool... 15.25  
 Total Distributed to Public.....\$ 5,361,498.20  
 Percentage of Daily Double to Total Pool..... 4.10%  
 Percentage of Quiniela to Total Pool..... 55.35%  
 Percentage of Perfecta to Total Pool..... 31.99%  
 Percentage of Breaks to Total Pool..... 0.30%

48

Pool Classification	Amount Wagered	\$5.00 Wagers		\$3.00 Wagers		\$2.00 Wagers	
		Number	Amount	Number	Amount	Number	Amount
Daily Double.....	\$ 265,938.00	—	\$ —	—	\$ —	132,969	\$ 265,938.00
Quiniela.....	3,588,790.00	—	—	—	—	1,794,395	3,588,790.00
Perfecta.....	2,074,177.00	33,173	165,865.00	636,104	1,908,312.00	—	—
Win.....	190,360.00	4,320	21,600.00	—	—	84,380	168,760.00
Place.....	186,901.00	2,967	14,835.00	—	—	86,033	172,066.00
Show.....	177,182.00	1,996	9,980.00	—	—	83,601	167,202.00
<b>TOTAL.....</b>	<b>\$6,483,348.00</b>	<b>42,456</b>	<b>\$212,280.00</b>	<b>636,104</b>	<b>\$1,908,312.00</b>	<b>2,181,378</b>	<b>\$4,362,756.00</b>

The Attendance of 1,162 and Pari-Mutuel Handle of \$33,454.00 for Scholarship Fund Day, June 8, 1965, not included above.

The Attendance of 1,159 and Pari-Mutuel Handle of \$33,502.00 for Charity Day, June 15, 1965, not included above.

Closed August 27, September 8, 9, 10, 1964

**TOURIST ATTRACTIONS, INC.**

Harness Track — Pompano Beach

90 Racing Days — December 17, 1964 to April 6, 1965, Incl. — 90 Performances

Pari-Mutuel Handle.....	\$15,859,879.00
Average Daily Handle.....	176,220.88
Average Wager per Capita.....	47.59
<i>(Based on Taxable Admissions)</i>	

Total Paid Attendance.....	333,262
Average Daily Paid Attendance.....	3,703

**TRACK REVENUE FROM P-M HANDLE**

10% of P-M Handle.....	\$ 1,585,987.90
------------------------	-----------------

Distributed to Public from P-M Handle (81.68%)....	\$12,954,447.19
Distributed to Public from Track for Minus Pool....	1,730.71

Total Distributed to Public.....	\$12,956,177.90
----------------------------------	-----------------

**STATE REVENUE**

3% of P-M Handle (Counties).....	\$ 475,796.37
2% of P-M Handle (Old Age Assistance).....	317,197.58
2% of P-M Handle (Counties).....	317,197.58
25% of Breaks (Counties).....	52,312.80
75% of Breaks (Old Age Assistance).....	156,939.58
Admission Tax (Counties).....	57,508.99

\$ 1,376,952.90

Occupational Licenses (Counties).....	17,818.00
Assumed Names (Counties).....	3,100.00
Color Registrations (Counties).....	191.00

Total State Revenue.....	\$ 1,398,061.90
--------------------------	-----------------

Percentage of Daily Double to Total Pool.....	8.24%
Percentage of Twin Double to Total Pool.....	7.60%
Percentage of \$50.00 Wagers to Total Pool.....	10.59%
Percentage of \$10.00 Wagers to Total Pool.....	23.72%
Percentage of \$5.00 Wagers to Total Pool.....	15.60%
Percentage of \$2.00 Wagers to Total Pool.....	50.09%
Percentage of Total Breaks to Total Pool.....	1.32%

49

Pool Classification	Amount Wagered	\$50.00 Wagers		\$10.00 Wagers		\$5.00 Wagers		\$2.00 Wagers	
		Number	Amount	Number	Amount	Number	Amount	Number	Amount
Daily Double.....	\$ 1,307,238.00	—	\$ —	16,543	\$ 165,430.00	—	\$ —	570,904	\$1,141,808.00
Twin Double.....	1,205,884.00	—	—	25,739	257,390.00	—	—	474,247	948,494.00
Win.....	7,797,369.00	22,746	1,137,300.00	238,740	2,387,400.00	286,793	1,433,965.00	1,419,352	2,838,704.00
Place.....	3,507,503.00	7,551	377,550.00	61,739	617,390.00	171,923	859,615.00	826,474	1,652,948.00
Show.....	2,041,885.00	3,279	163,950.00	33,475	334,750.00	36,043	180,215.00	681,485	1,362,970.00
<b>TOTAL.....</b>	<b>\$15,859,879.00</b>	<b>33,576</b>	<b>\$1,678,800.00</b>	<b>376,236</b>	<b>\$3,762,360.00</b>	<b>494,759</b>	<b>\$2,473,795.00</b>	<b>3,972,462</b>	<b>\$7,944,924.00</b>

The Attendance of 3,380 and Pari-Mutuel Handle of \$155,682.00 for Scholarship Fund Day, April 5, 1964, not included above.

The Attendance of 4,445 and Pari-Mutuel Handle of \$208,310.00 for Charity Day, April 6, 1964, not included above.

Closed December 24, 25, 1964; January 1, 1965.

GULFSTREAM PARK RACING ASSOCIATION, INC.

Horse Track — Hallandale

40 Racing Days — March 4 to April 23, 1965, Incl. — 40 Performances

Pari-Mutuel Handle.....	\$53,059,239.00
Average Daily Handle.....	1,326,480.97
Average Wager per Capita.....	115.05
<i>(Based on Taxable Admissions)</i>	

STATE REVENUE

3% of P-M Handle (Counties).....	\$ 1,591,777.17
5% of P-M Handle (Old Age Assistance).....	2,652,961.95
50% of Breaks (Old Age Assistance).....	273,759.85
Admission Tax (Counties).....	131,538.17
	<u>\$ 4,650,037.14</u>
Occupational Licenses (Counties).....	4,651.00
Assumed Names (Counties).....	550.00
Color Registrations (Counties).....	79.00
Total State Revenue.....	<u>\$ 4,655,317.14</u>

Total Paid Attendance.....	461,190
Average Daily Paid Attendance.....	11,530

TRACK REVENUE FROM P-M HANDLE

7% of P-M Handle.....	\$ 3,714,146.73
Distributed to Public from P-M Handle (83.97%)....	\$44,552,833.65
Distributed to Public from Minus Pool.....	7,748.65
Total Distributed to Public.....	<u>\$44,560,582.30</u>
Percentage of Daily Double to Total Pool.....	9.06%
Percentage of Twin Double to Total Pool.....	8.20%
Percentage of \$100.00 Wagers to Total Pool.....	11.31%
Percentage of \$50.00 Wagers to Total Pool.....	13.56%
Percentage of \$10.00 Wagers to Total Pool.....	25.96%
Percentage of \$5.00 Wagers to Total Pool.....	14.49%
Percentage of \$2.00 Wagers to Total Pool.....	34.68%
Percentage of Total Breaks to Total Pool.....	1.03%

50

Pool Classification	Amount Wagered	\$100.00 Wagers		\$50.00 Wagers		\$10.00 Wagers		\$5.00 Wagers		\$2.00 Wagers	
		Number	Amount	Number	Amount	Number	Amount	Number	Amount	Number	Amount
Daily Double....	\$ 4,806,454.00	—	\$ —	—	\$ —	108,152	\$ 1,081,520.00	99,224	\$ 496,120.00	1,614,407	\$ 3,228,814.00
Twin Double....	4,350,860.00	—	—	—	—	183,450	1,834,500.00	—	—	1,258,180	2,516,360.00
Win.....	27,620,322.00	42,327	4,232,700.00	95,250	4,762,500.00	785,625	7,856,250.00	826,590	4,132,950.00	3,317,961	6,635,922.00
Place.....	9,762,838.00	11,130	1,113,000.00	29,561	1,478,050.00	198,581	1,985,810.00	362,774	1,813,870.00	1,686,054	3,372,108.00
Show.....	6,518,765.00	6,542	654,200.00	19,051	952,550.00	101,882	1,018,820.00	249,479	1,247,395.00	1,322,900	2,645,800.00
TOTAL.....	\$53,059,239.00	59,999	\$5,999,900.00	143,862	\$7,193,100.00	1,377,690	\$13,776,900.00	1,538,067	\$7,690,335.00	9,199,502	\$18,399,004.00

The Attendance of 9,140 and Pari-Mutuel Handle of \$1,028,968.00 for Scholarship Fund Day, April 22, 1965, not included above.  
 The Attendance of 8,843 and Pari-Mutuel Handle of \$1,071,493.00 for Charity Day for Hialeah, April 21, 1965, not included above.  
 The Attendance of 11,295 and Pari-Mutuel Handle of \$1,279,893.00 for Charity Day, April 23, 1965, not included above.  
 Closed April 16, 1965.

## HIALEAH RACE COURSE, INC.

Horse Track — Hialeah

40 Racing Days — January 16 to March 3, 1965, Incl. — 40 Performances

Pari-Mutuel Handle.....	\$75,770,975.00
Average Daily Handle.....	1,894,274.38
Average Wager per Capita.....	121.10
<i>(Based on Taxable Admissions)</i>	

### STATE REVENUE

3% of P-M Handle (Counties).....	\$ 2,273,129.25
5% of P-M Handle (Old Age Assistance).....	3,788,548.75
50% of Breaks (Old Age Assistance).....	391,613.50
Admission Tax (Counties).....	176,943.05
	<u>\$ 6,630,234.55</u>
Occupational Licenses (Counties).....	8,431.25
Assumed Names (Counties).....	1,600.00
Color Registrations (Counties).....	203.00
Total State Revenue.....	<u>\$ 6,640,468.80</u>

Total Paid Attendance.....	625,690
Average Daily Paid Attendance.....	15,642

### TRACK REVENUE FROM P-M HANDLE

7% of P-M Handle.....	<u>\$ 5,303,968.25</u>
Distributed to Public from P-M Handle (83.97%) ...	\$63,622,102.00
Distributed to Public from Track for Minus Pool ....	2,748.10
Total Distributed to Public .....	<u>\$63,624,850.10</u>
Percentage of Daily Double to Total Pool.....	8.42%
Percentage of Twin Double to Total Pool.....	6.94%
Percentage of \$100.00 Wagers to Total Pool.....	10.12%
Percentage of \$50.00 Wagers to Total Pool.....	18.00%
Percentage of \$10.00 Wagers to Total Pool.....	26.76%
Percentage of \$5.00 Wagers to Total Pool.....	13.16%
Percentage of \$2.00 Wagers to Total Pool.....	31.96%
Percentage of Total Breaks to Total Pool.....	1.03%

51

Pool Classification	Amount Wagered	\$100.00 Wagers		\$50.00 Wagers		\$10.00 Wagers		\$5.00 Wagers		\$2.00 Wagers	
		Number	Amount	Number	Amount	Number	Amount	Number	Amount	Number	Amount
Daily Double.....	\$ 6,382,632.00	—	\$ —	—	\$ —	159,421	\$ 1,594,210.00	165,776	\$ 828,880.00	1,979,771	\$ 3,959,542.00
Twin Double.....	5,261,932.00	—	—	—	—	226,452	2,264,520.00	—	—	1,498,706	2,997,412.00
Win.....	41,125,467.00	53,727	5,372,700.00	184,343	9,217,150.00	1,193,309	11,933,090.00	1,072,955	5,364,775.00	4,618,876	9,237,752.00
Place.....	14,349,205.00	13,268	1,326,800.00	56,200	2,810,000.00	298,201	2,982,010.00	444,433	2,222,165.00	2,504,115	5,008,230.00
Show.....	8,651,739.00	9,715	971,500.00	32,273	1,613,650.00	150,276	1,502,760.00	310,751	1,553,755.00	1,505,037	3,010,074.00
<b>TOTAL.....</b>	<b>\$75,770,975.00</b>	<b>76,710</b>	<b>\$7,671,000.00</b>	<b>272,816</b>	<b>\$13,640,800.00</b>	<b>2,027,659</b>	<b>\$20,276,590.00</b>	<b>1,993,915</b>	<b>\$9,969,575.00</b>	<b>12,106,505</b>	<b>\$24,213,010.00</b>

SUNSHINE PARK RACING ASSOCIATION, INC.

Horse Track — Oldsmar

50 Racing Days — January 21 to March 24, 1965, Incl. — 50 Performances

Pari-Mutuel Handle.....	\$ 7,818,239.00
Average Daily Handle.....	156,364.78
Average Wager per Capita.....	62.97
<i>(Based on Taxable Admissions)</i>	

Total Paid Attendance.....	124,148
Average Daily Paid Attendance.....	2,483

TRACK REVENUE FROM P-M HANDLE

Track Share of P-M Handle after Flat Rate to State is Deducted (12.44%).....	\$ 972,735.85
--	---------------

STATE REVENUE	
3% of P-M Handle (Flat Rate of \$3,000.00 per Day) (Counties).....	\$ 150,000.00
5% of P-M Handle (Flat Rate of \$1,000.00 per Day) (Old Age Assistance).....	50,000.00
50% of Breaks (Old Age Assistance).....	49,814.43
Admission Tax (Counties).....	13,781.07

Total Distributed to Public from P-M Handle (83.73%).....	\$ 6,545,874.50
---	-----------------

Occupational Licenses (Counties).....	\$ 263,595.50
Assumed Names (Counties).....	8,944.75
Color Registrations (Counties).....	500.00
	307.00

Percentage of Daily Double to Total Pool.....	9.39%
Percentage of Twin Double to Total Pool.....	7.09%
Percentage of \$50.00 Wagers to Total Pool.....	4.56%
Percentage of \$10.00 Wagers to Total Pool.....	25.08%
Percentage of \$5.00 Wagers to Total Pool.....	14.59%
Percentage of \$2.00 Wagers to Total Pool.....	55.77%
Percentage of Total Breaks to Total Pool.....	1.27%

Total State Revenue.....	\$ 273,347.25
--------------------------	---------------

52

Pool Classification	Amount Wagered	\$50.00 Wagers		\$10.00 Wagers		\$5.00 Wagers		\$2.00 Wagers	
		Number	Amount	Number	Amount	Number	Amount	Number	Amount
Daily Double.....	\$ 734,302.00	—	\$ —	—	\$ —	—	\$ —	367,151	\$ 734,302.00
Twin Double.....	554,442.00	—	—	—	—	—	—	277,221	554,442.00
Win.....	3,620,510.00	4,840	242,000.00	123,744	1,237,440.00	134,658	673,290.00	733,890	1,467,780.00
Place.....	1,741,508.00	1,416	70,800.00	47,729	477,290.00	62,796	313,980.00	439,719	879,438.00
Show.....	1,167,477.00	882	44,100.00	24,605	246,050.00	30,745	153,725.00	361,801	723,602.00
TOTAL.....	\$7,818,239.00	7,138	\$356,900.00	196,078	\$1,960,780.00	228,199	\$1,140,995.00	2,179,782	\$4,359,564.00

The Attendance of 1,922 and Pari-Mutuel Handle of \$110,477.00 for Charity Day, January 27, 1965, not included above.  
 The Attendance of 2,136 and Pari-Mutuel Handle of \$121,775.00 for Scholarship Day, January 22, 1965, not included above.  
 The Attendance of 1,877 and Pari-Mutuel Handle of \$128,722.00 for University of Tampa Academic Day, January 29, 1965, not included above.  
 The Attendance of 2,175 and Pari-Mutuel Handle of \$114,176.00 for University of Tampa Athletic Day, January 26, 1965, not included above.



TROPICAL PARK, INC.

Horse Track — Coral Gables

40 Racing Days — December 1, 1964 to January 15, 1965, Incl. — 40 Performances

Pari-Mutuel Handle.....	\$36,316,520.00
Average Daily Handle.....	907,913.00
Average Wager per Capita.....	129.33
<i>(Based on Taxable Admissions)</i>	

Total Paid Attendance.....	280,802
Average Daily Paid Attendance.....	7,020

TRACK REVENUE FROM P-M HANDLE

7% of P-M Handle..... \$ 2,542,156.40

STATE REVENUE

3% of P-M Handle (Counties).....	\$ 1,089,495.60
5% of P-M Handle (Old Age Assistance).....	1,815,826.00
50% of Breaks (Old Age Assistance).....	191,721.04
Admission Tax (Counties).....	80,912.60

Distributed to Public from P-M Handle (83.94%)....	\$30,485,600.10
Distributed to Public from Track for Minus Pool....	883.20

	\$ 3,177,955.24
Occupational Licenses (Counties).....	33,693.75
Assumed Names (Counties).....	9,500.00
Color Registrations (Counties).....	1,082.00

Total Distributed to Public..... \$30,486,483.30

Total State Revenue..... \$ 3,222,230.99

Percentage of Daily Double to Total Pool.....	8.81%
Percentage of Twin Double to Total Pool.....	7.48%
Percentage of \$100.00 Wagers to Total Pool.....	6.30%
Percentage of \$50.00 Wagers to Total Pool.....	20.14%
Percentage of \$10.00 Wagers to Total Pool.....	27.14%
Percentage of \$5.00 Wagers to Total Pool.....	13.88%
Percentage of \$2.00 Wagers to Total Pool.....	32.54%
Percentage of Total Breaks to Total Pool.....	1.06%

Pool Classification	Amount Wagered	\$100.00 Wagers		\$50.00 Wagers		\$10.00 Wagers		\$5.00 Wagers		\$2.00 Wagers	
		Number	Amount	Number	Amount	Number	Amount	Number	Amount	Number	Amount
Daily Double.....	\$ 3,198,882.00	—	\$ —	6,194	\$ 309,700.00	85,718	\$ 857,180.00	—	\$ —	1,016,001	\$ 2,032,002.00
Twin Double.....	2,716,158.00	—	—	—	—	106,835	1,068,350.00	—	—	823,904	1,647,808.00
Win.....	19,759,195.00	17,752	1,775,200.00	93,911	4,695,550.00	569,951	5,699,510.00	589,565	2,947,825.00	2,320,555	4,641,110.00
Place.....	6,524,243.00	3,304	330,400.00	28,054	1,402,700.00	149,901	1,499,010.00	249,661	1,248,305.00	1,021,914	2,043,828.00
Show.....	4,118,042.00	1,818	181,800.00	18,145	907,250.00	73,242	732,420.00	169,274	846,370.00	725,101	1,450,202.00
<b>TOTAL.....</b>	<b>\$36,316,520.00</b>	<b>22,874</b>	<b>\$2,287,400.00</b>	<b>146,304</b>	<b>\$7,315,200.00</b>	<b>985,047</b>	<b>\$9,856,470.00</b>	<b>1,008,500</b>	<b>\$5,042,500.00</b>	<b>5,907,475</b>	<b>\$11,814,950.00</b>

The Attendance of 7,307 and Pari-Mutuel Handle of \$736,793.00 for Scholarship Fund Day, November 28, 1964, not included above.

The Attendance of 16,140 and Pari-Mutuel Handle of \$1,031,391.00 for Charity Day, November 26, 1964, not included above.

The Attendance of 5,578 and Pari-Mutuel Handle of \$526,837.00 for Scholarship Fund Day for Hialeah, November 27, 1964, not included above.

Closed November 30, 1964.



