

36th
Annual Report
of the
**Florida State Racing
Commission**

to the

HONORABLE CLAUDE R. KIRK
Governor of Florida

FOR THE FISCAL YEAR ENDING
June 30, 1967



JAMES W. TAYLOR, *Chairman*
L. B. WALKER, *Secretary*
JUDGE LOUIE BANDEL, *Member*
JAMES L. LEE, SR., *Member*
MARTIN SEGAL, *Member*

F351.76s
W131

FLORIDA STATE LIBRARY



GOVERNOR CLAUDE R. KIRK

Members of the
FLORIDA STATE RACING COMMISSION



JAMES W. TAYLOR, *Chairman*



L. B. WALKER, *Secretary*




JUDGE LOUIE BANDEL



JAMES L. LEE, SR.



MARTIN SEGAL



36th
Annual Report
of the
Florida State Racing
Commission

to the

HONORABLE CLAUDE R. KIRK
Governor of Florida

FOR THE FISCAL YEAR ENDING
June 30, 1967



JAMES W. TAYLOR, *Chairman*
L. B. WALKER, *Secretary*
JUDGE LOUIE BANDEL, *Member*
JAMES L. LEE, SR., *Member*
MARTIN SEGAL, *Member*





TABLE OF CONTENTS

COMMENTARY	1 thru 14
PAID ATTENDANCE, P/M HANDLE, STATE REVENUE Season 1931-32 thru 1966-67 (Exhibit A)	15
STATEMENT OF RECEIPTS AND EXPENDITURES (Exhibit B)	16 thru 18
SUMMARY OF RACING REVENUES (Exhibit C)	Insert
SCHOLARSHIP FUND DAY RECEIPTS (Exhibit D)	19
ESCHEAT PARI-MUTUEL TICKETS RECEIPTS (Exhibit E)	20
FLORIDA HORSE RACING PROMOTION TRUST FUND (Exhibit F)	21
RACING REVENUE COLLECTED BY GEOGRAPHIC LOCATION (Exhibit G)	22
LIST OF OFFICERS AND DIRECTORS OF ASSOCIATIONS (Exhibit H)	23 thru 28
ASSOCIATION STATISTICAL SUMMARIES:	
Dog Tracks	29 thru 44
Jai Alai Frontons	45 thru 50
Harness Track	51 and 52
Horse Tracks	53 thru 57



Thirty-sixth Annual Report

to the

GOVERNOR OF FLORIDA

from

The Florida State Racing Commission

July 1, 1966 through June 30, 1967

July 1, 1967

His Excellency Claude R. Kirk
Governor of Florida
Tallahassee, Florida

Dear Sir:

In compliance with the requirements of Chapter 550.02, subsection 2, Florida Statutes, the Florida State Racing Commission submits this, its Thirty-Sixth Annual Report for the period beginning July 1, 1966, and ending with the close of business on June 30, 1967.

During the year in review, the membership of the Commission consisted of the following named persons:

First District	James L. Lee, Sr., Tampa
Second District	Robert C. Lechner, Jacksonville July 1, through February 6, 1967 James W. Taylor, Jacksonville February 7, 1967 to present
Third District	Jack L. Fiveash, Pensacola July 1, through January 2, 1967 L. B. Walker, Panama City February 3, 1967 to present
Fourth District	Judge Louie Bandel, Miami
Fifth District	Martin Segal, Orlando

Robert C. Lechner served as Chairman from July 1, 1966 until February 6, 1967. James W. Taylor served as Chairman from February 17, through June 30, 1967.

Jack L. Fiveash served as Secretary from July 1, 1966 until January 2, 1967. James L. Lee, Sr. served in this capacity from January 13 through February 17, 1967, and was succeeded by L. B. Walker who served as Commission Secretary for the balance of the year.

Judson A. Samuels of Hollywood served as Commission Attorney for this entire period.

The Commission held its formal meetings on the following dates and at the indicated locations during this year:

August 12, 1966	Miami
October 14, 1966	Orlando
November 18, 1966	Miami
January 13, 1967	Miami
January 24, 1967	Tampa
February 17, 1967	Miami
March 31, 1967	Miami
May 5, 1967	Miami
June 23, 1967	Panama City

ADMINISTRATION

Richard A. Kumble, Supervisor of Racing, represented the Commission in all administrative matters.

The Auditing Department is directed by George D. Johnson, Jr., Comptroller and Dr. Patrick H. Dougherty supervises our laboratory. The Investigation Department was headed by Gerald E. Shingledecker until April when Tom C. Parker took over the supervision of this department.

The records of all racing activities in the State are maintained and controlled at the Commission Office located in the State Office Building, 1350 N.W. 12th Avenue, Room 510, Miami, Florida. Since this report contains but a small fraction of these records, any additional information will be gladly furnished upon request.

PERMIT APPLICATIONS

The Racing Commission acted on the following applications to conduct racing filed during 1965-66:

West Coast Sports Association, Inc., Escambia County – This application was approved but subsequently ordered revoked by order of the Supreme Court of the State of Florida.

Gandy Operating Company, Inc., Hillsborough County – This application was approved but subsequently ordered revoked by order of the Supreme Court of the State of Florida.

Jai Alai Associates, Inc., Brevard County – This application was approved but defeated in a subsequent referendum held by the voters of Brevard County.

First Jai Alai Corporation, Duval County – This application was withdrawn, therefore no action was necessary.

The following new applications were filed during the month of June, 1967, and as of this writing, the Racing Commission had not acted upon them:

Keys Racing Association, Inc. filed an application to conduct greyhound racing in Monroe County.

Richard I. Berenson filed an application to conduct Jai Alai in Monroe County.

J. D. Muse and Walter H. Beck filed an application to conduct greyhound racing in Hamilton County.

SCOPE OF RACING

There are 29 permits to conduct pari-mutuel wagering in the varied fields of thoroughbred, harness, quarter horse, greyhound racing and jai alai frontons presently in good standing with the Florida State Racing Commission.

There is one inactive permit holder, Bayard Raceways, Inc. to which the permit of Ponce de Leon Raceway in Bayard, Florida was transferred with approval of the State Racing Commission in 1965. Ponce de Leon Raceway operated a harness and quarter horse meeting for three seasons and has been dormant for the past seven years.

Seminole Park and Fairgrounds, Inc. resumed operations during the year conducting thirty-one nights of thoroughbred and quarter horse racing.

The upward trend of recent years continued with State Tax Revenues derived from the pari-mutuel industry increasing 1.9%. The attendance at the pari mutuel sports was up .6% and the wagering was up 3%.

Each of the sixty-seven counties in the State benefited by receiving a record \$295,000 of which \$217,000 was apportioned under the old racing laws and \$78,000 came from the additional taxes enacted by the 1955 Legislature. The steady rise in the sums received by each county over the past five years is shown below.

1967 –	\$295,000
1966 –	290,000
1965 –	262,500
1964 –	234,000
1963 –	206,800

In addition, the General Revenue Fund received in excess of sixteen million dollars from racing. This money was used to support the varied functions of the state government. Other beneficiaries of racing revenues were the State's school system and many charitable organizations. Various exhibits included in this report show these disbursements in detail.

Although the sum of \$40,219,585.65 was collected by the Commission during the fiscal year, only 2.4% was expended in controlling, directing and supervising the operation of the entire industry. Further economies were reflected in returning to the counties the sum of \$30,862.83 from the budgetary appropriations.

A recapitulation of the pari-mutuel handle, attendance and tax revenue amounts, along with the percentages of increase and/or decrease for each licensee is as follows:

COMPARATIVE DATA

July 1, 1966 thru June 30, 1967

	Days	Paid Attendance	Pari-Mutuel Handle	Revenue To State
HORSE TRACKS				
Florida Downs, Inc.				
1965-1966	50	124,749	\$ 8,795,639	\$ 280,090.57
1966-1967	50	<u>115,882</u>	<u>9,045,037</u>	<u>331,820.00</u>
		- 8,867	+ 249,398	+ 51,729.43
		- 7.1%	+ 2.8%	+ 18.5%
Gulfstream Park Racing Association, Inc.				
1965-1966	40	445,858	54,358,369	4,798,201.74
1966-1967	40	<u>427,858</u>	<u>54,911,593</u>	<u>4,834,818.36</u>
		- 18,000	+ 553,224	+ 36,616.62
		- 4.0%	+ 1.0%	+ .8%
Hialeah Race Course, Inc.				
1965-1966	40	603,604	77,799,958	6,877,202.88
1966-1967	40	<u>577,463</u>	<u>73,108,007</u>	<u>6,421,232.92</u>
		- 26,141	- 4,691,951	- 455,969.96
		- 4.3%	- 6.0%	- 6.6%
Seminole Park & Fairgrounds, Inc.				
1966-1967	31	41,077	1,824,265	71,048.42
		<i>(First Season - New Operation)</i>		
Tropical Park, Inc.				
1965-1966	40	276,883	37,041,430	3,252,813.18
1966-1967	40	<u>270,265</u>	<u>38,386,392</u>	<u>3,361,599.01</u>
		- 6,618	+ 1,344,962	+ 108,785.83
		- 2.4%	+ 3.6%	+ 3.3%
Total - Horse Tracks				
1965-1966	170	1,451,094	177,995,396	15,208,308.37
1966-1967	201	<u>1,432,545</u>	<u>177,275,294</u>	<u>15,020,518.71</u>
	+ 31	- 18,549	- 720,102	- 187,789.66
		- 1.3%	- .4%	- 1.2%
HARNESS TRACK				
Tourist Attractions, Inc.				
1965-1966	90	288,841	15,341,182	1,218,435.29
1966-1967	93	<u>230,450</u>	<u>11,080,053</u>	<u>882,041.04</u>
	+ 3	- 58,391	- 4,261,129	- 336,394.25
		- 20.2%	- 27.8%	- 27.6%
GREYHOUND TRACKS				
Associated Outdoor Clubs, Inc. (Tampa)				
1965-1966	105	384,314	17,999,642	1,283,806.31
1966-1967	105	<u>386,356</u>	<u>18,449,187</u>	<u>1,309,613.93</u>
		+ 2,042	+ 449,545	+ 25,807.62
		+ .5%	+ 2.5%	+ 2.0%
Biscayne Kennel Club, Inc. (Miami)				
1965-1966	102	621,876	31,591,480	2,374,240.82
1966-1967	99	<u>597,839</u>	<u>34,098,566</u>	<u>2,534,676.38</u>
	- 3	- 24,037	+ 2,507,086	+ 160,435.56
		- 3.9%	+ 7.9%	+ 6.8%
Bonita-Ft. Myers Corporation				
1965-1966	99	135,977	5,182,629	310,043.92
1966-1967	96	<u>148,298</u>	<u>5,722,748</u>	<u>348,467.94</u>
	- 3	+ 12,321	+ 540,119	+ 38,424.02
		+ 9.1%	+ 10.4%	+ 12.4%

	Days	Paid Attendance	Pari-Mutuel Handle	Revenue To State
Daytona Beach Kennel Club, Inc.				
1965-1966	94	299,250	\$ 13,427,804	\$ 933,929.79
1966-1967	102	319,433	14,631,725	1,014,041.02
	+ 8	+ 20,183	+ 1,203,921	+ 80,111.23
		+ 6.7%	+ 9.0%	+ 8.6%
Investment Corp. of South Florida (Hollywood)				
1965-1966	105	524,145	25,221,079	1,866,455.72
1966-1967	101	552,902	28,202,427	2,093,351.89
	- 4	+ 28,757	+ 2,981,348	+ 226,896.17
		+ 5.5%	+ 11.8%	+ 12.2%
Jacksonville Kennel Club, Inc.				
1965-1966	105	162,453	8,392,005	556,034.93
1966-1967	105	164,938	8,815,856	581,880.29
		+ 2,485	+ 423,851	+ 25,845.36
		+ 1.5%	+ 5.1%	+ 4.6%
Jefferson County Kennel Club, Inc.				
1965-1966	111	113,868	5,280,102	304,852.73
1966-1967	107	116,189	5,928,128	352,888.03
	- 4	+ 2,321	+ 648,026	+ 48,035.30
		+ 2.0%	+ 12.3%	+ 15.8%
Miami Beach Kennel Club, Inc.				
1965-1966	48	239,062	10,930,084	806,363.74
1966-1967	104	564,340	27,829,870	2,063,268.05
<i>(Change in Operating Dates - Fiscal 1967)</i>				
Orange Park Kennel Club, Inc.				
1965-1966	83	110,150	5,539,819	356,046.25
1966-1967	103	127,866	6,903,085	440,104.89
	+ 20	+ 17,716	+ 1,363,266	+ 84,058.64
		+ 16.1%	+ 24.6%	+ 23.6%
Palm Beach Kennel Club, Inc.				
1965-1966	105	425,731	16,536,167	1,179,886.84
1966-1967	105	411,428	16,981,152	1,208,507.08
		- 14,303	+ 444,985	+ 28,620.24
		- 3.4%	+ 2.7%	+ 2.4%
Pensacola Greyhound Racing, Inc.				
1965-1966	104	224,434	9,256,452	603,099.42
1966-1967	113	233,072	10,210,185	663,205.64
	+ 9	+ 8,638	+ 953,733	+ 60,106.22
		+ 3.8%	+ 10.3%	+ 10.0%
St. Petersburg Kennel Club, Inc.				
1965-1966	105	661,777	26,945,225	1,970,694.65
1966-1967	104	666,003	29,775,484	2,177,767.37
	- 1	+ 4,226	+ 2,830,259	+ 207,072.72
		+ .6%	+ 10.5%	+ 10.5%
Sanford-Orlando Kennel Club, Inc.				
1965-1966	105	260,581	13,982,211	947,406.04
1966-1967	105	276,835	15,132,873	1,026,569.42
		+ 16,254	+ 1,150,662	+ 79,163.38
		+ 6.2%	+ 8.2%	+ 8.4%
Sarasota Kennel Club, Inc.				
1965-1966	90	286,324	13,340,960	923,951.72
1966-1967	101	336,115	15,642,314	1,079,856.60
	+ 11	+ 49,791	+ 2,301,354	+ 155,904.88
		+ 17.4%	+ 17.3%	+ 16.9%

	Days	Paid Attendance	Pari-Mutuel Handle	Revenue To State
Washington County Kennel Club, Inc.				
1965-1966	95	95,709	\$ 3,126,626	\$ 149,068.56
1966-1967	98	98,182	3,574,177	183,501.85
	+ 3	+ 2,473	+ 447,551	+ 34,433.29
	-	+ 2.6%	+ 14.3%	+ 23.1%
West Flagler Associates, Ltd.				
1965-1966	156	1,046,059	47,917,702	3,600,108.35
1966-1967	101	607,637	28,327,299	2,107,108.12
<i>(Change in Operating Dates - Fiscal 1967)</i>				
Total - Greyhound Tracks				
1965-1966	1612	5,591,710	254,669,987	18,165,989.79
1966-1967	1649	5,607,433	270,225,076	19,184,808.50
	+ 37	+ 15,723	+ 15,555,089	+ 1,018,818.71
		+ .3%	+ 6.1%	+ 5.6%
JAI ALAI FRONTONS				
Florida Jai Alai, Inc. (Orlando)				
1965-1966	105	165,074	5,903,479	321,155.81
1966-1967	105	193,254	6,888,483	374,894.49
		+ 28,180	+ 985,004	+ 53,738.68
		+ 17.1%	+ 16.7%	+ 16.7%
The Fronton, Inc. (West Palm Beach)				
1965-1966	105	169,238	4,451,960	247,319.92
1966-1967	105	185,349	5,006,591	278,402.03
		+ 16,111	+ 554,631	+ 31,082.11
		+ 9.5%	+ 12.5%	+ 12.6%
Gandy Operating Company, Inc. (Tampa)				
1965-1966	78	156,099	4,527,745	251,083.37
1966-1967	105	187,548	5,607,846	310,287.58
<i>(Change in Operating Dates - Fiscal 1967)</i>				
Miami Jai Alai, Inc.				
1965-1966	105	527,604	18,291,452	1,026,934.54
1966-1967	105	546,006	19,181,110	1,072,629.47
		+ 18,402	+ 889,658	+ 45,694.93
		+ 3.5%	+ 4.9%	+ 4.4%
Monro Operating Company, Inc. (Dania)				
1965-1966	105	399,032	11,948,896	690,989.58
1966-1967	105	407,195	12,108,065	700,844.76
		+ 8,163	+ 159,169	+ 9,855.18
		+ 2.0%	+ 1.3%	+ 1.4%
Volusia Jai Alai, Inc. (Daytona Beach)				
1965-1966	128	220,897	7,341,839	400,820.22
1966-1967	128	230,452	8,058,118	438,190.83
		+ 9,555	+ 716,279	+ 37,370.61
		+ 4.3%	+ 9.8%	+ 9.3%
Total - Jai Alai Frontons				
1965-1966	626	1,637,944	52,465,371	2,938,303.44
1966-1967	653	1,749,804	56,850,213	3,175,249.16
	+ 27	+ 111,860	+ 4,384,842	+ 236,945.72
		+ 6.8%	+ 8.4%	+ 8.1%
TOTAL - ALL TRACKS AND FRONTONS				
1965-1966	2498	8,969,589	500,471,936	37,531,036.89
1966-1967	2596	9,020,232	515,430,636	38,262,617.41
	+ 98	+ 50,643	+ 14,958,700	+ 731,580.52
		+ .6%	+ 3.0%	+ 1.9%

This Report Does Not Include the Horse and Harness Purse Fund Breakege or Charity and Scholarship Day Amounts.

ABANDONED PARI-MUTUEL TICKETS

Pursuant to Chapter 550.164, Florida Statutes, it was declared by the legislature that all abandoned pari-mutuel tickets over one year old should escheat to the State for deposit to the principal of the State School Fund. These funds are used for the support and maintenance of our public schools. Fifteen general audits were conducted during the fiscal year verifying the total of \$381,857.30 received by the Commission from this source. Exhibit "E" of this report shows in detail the amounts remitted by the individual associations.

The Racing Commission first began collecting these funds in 1957. The total revenues by yearly receipts are itemized below:

1957 - \$ 3,992.20	1963 - \$ 265,045.70
1958 - 204,449.30	1964 - 292,193.60
1959 - 240,545.15	1965 - 320,530.50
1960 - 311,045.10	1966 - 425,130.20
1961 - 403,903.95	1967 - <u>381,857.30</u>
1962 - 273,272.60	Total - \$3,121,965.60

SCHOLARSHIP FUND

Pursuant to Chapter 550.08, Florida Statutes, the legislature authorized the various tracks and frontons to operate additional days of racing for the expressed purpose of creating and producing State Scholarships for qualified applicants. These funds are the net proceeds derived from these extra days of racing. This Scholarship Fund is administered by the State Board of Regents for Institutions of Higher Learning. A total of \$419,499.49 was deposited to this fund during the past fiscal year. Exhibit "D" of this report shows the amounts raised by the industry.

Since their inception eighteen years ago, these extra days have raised nearly six million dollars for our state supported colleges.

1950 - \$165,830.00	1959 - \$ 293,901.79
1951 - 247,260.75	1960 - 364,819.43
1952 - 239,147.74	1961 - 316,021.21
1953 - 232,907.36	1962 - 408,652.45
1954 - 280,506.70	1963 - 393,641.10
1955 - 279,227.97	1964 - 399,898.11
1956 - 299,070.54	1965 - 474,937.22
1957 - 349,514.06	1966 - 462,441.03
1958 - 366,481.60	1967 - <u>419,499.49</u>
	Total - \$5,993,758.55

CHARITY DAYS

Since 1952, Florida Statutes have permitted the race tracks and frontons to operate additional days of racing, wherein the profits would go to recognized

charities and institutions of higher learning not already participating in a Scholarship Day. These funds are in addition to the other racing revenues detailed in this report by various exhibits. Twenty-six tracks and frontons participated during the year and conducted extra performances in which a record total of \$1,447,868.98 was raised for approved charitable organizations and schools. The Commission supervised the distribution of this sum to the following beneficiaries:

University of Miami	\$219,791.60
Miami-Dade Junior College	189,942.80
Nova University	157,379.70
University of Tampa	51,318.24
St. Petersburg Junior College	13,276.98
Florida Atlantic University	40,000.00
Florida Presbyterian College	14,219.46
Barry College	12,672.55
Manatee Junior College	10,200.00
Jacksonville University	13,518.76
Miscellaneous other schools and colleges	22,912.31
United Funds	205,727.47
Miscellaneous other local charities	496,909.11

The amounts raised for all charitable organizations since these extra performances were first authorized are as follows:

1953 - \$134,216.40	1961 - \$ 520,089.94
1954 - 181,607.07	1962 - 494,893.18
1955 - 269,525.13	1963 - 512,177.25
1956 - 283,994.60	1964 - 617,425.39
1957 - 334,210.00	1965 - 708,474.16
1958 - 376,874.59	1966 - 1,374,485.40
1959 - 444,614.06	1967 - <u>1,447,868.98</u>
1960 - 524,332.10	Total - \$8,224,788.25

LEGISLATION

The 1967 session of the Florida State Legislature enacted several changes in the racing laws of Florida.

1. Chapter 67-233, Laws of Florida 1967, amended Subsection (4) of Section 817.37, Florida Statutes, by adding thereto a provision relative to the return to a race track of any person after having been convicted of touting, etc., Subsection (4) as amended reading as follows:

Any person who has been convicted of touting by any court, and the record of whose conviction on such charge is on file in the office of the Florida State Racing Commission, any court of this state, or of the Federal Bureau of Investigation, or any person who has been ejected from any race track of this or any other state for touting or practices inimical to the public interest shall be

excluded from all race tracks in this state and if such person returns to a race track he shall be guilty of a misdemeanor and upon conviction shall be fined not more than five hundred dollars (\$500.00) or by imprisonment in the county jail for not more than six (6) months, or by both such fine and imprisonment. Any such person who refuses to leave such track when ordered to do so by inspectors of the Florida State Racing Commission or by any peace officer, or by an accredited attache of the race track or association shall be guilty of a separate offense which shall be a misdemeanor, and upon conviction thereof shall be fined not more than five hundred dollars (\$500.00).

2. Chapter 67-540, Laws of Florida 1967, amended Section 550.03, Florida Statutes, by adding one additional day of racing to the current allocation for charitable purposes.

The Florida State Racing Commission was granted the authority to extend the limitations of time for horse tracks, dog tracks and Jai Alai frontons to conduct, in addition to the two (2) days heretofore provided, an additional third day for charity.

If said additional third day is conducted by a track or fronton located in Dade County the proceeds for charity purposes shall be allocated by payment of fifty per cent (50%) thereof to the University of Miami and fifty per cent (50%) to the degree-granting state college authorized under Section 239.012, Florida Statutes, to be established in Dade County.

If said additional third day is conducted by a track or fronton located in Sarasota or Manatee Counties the proceeds for charity purposes shall be allocated by payment to Manatee Junior College.

If said additional third day is conducted at any track or fronton in Palm Beach County, forty per cent (40%) of the proceeds for charitable purposes from such day shall be paid to Palm Beach Junior College, forty per cent (40%) of the proceeds for charitable purposes from such day shall be paid to Florida Atlantic University, and the remaining twenty per cent (20%) of the proceeds for charitable purposes from such day shall be paid to Marymount College.

If such additional day is conducted at any track or fronton in Escambia County fifty per cent (50%) of the proceeds for charitable purposes from such day shall be paid to the University of West Florida, and the remaining fifty per cent (50%) of the proceeds for charitable purposes from such day shall be paid to Pensacola Junior College.

3. Chapter 67-658, Laws of Florida 1967, authorized the Florida State Racing Commission to grant an extra day of racing to each horse track, dog track and Jai Alai fronton situated in counties in the state having a population of not less than Nine Hundred Thousand (900,000); and in counties having a population of not less than Four Hundred Thousand (400,000) nor more than Four Hundred Sixty-five Thousand (465,000) according to the latest official decennial census.

This extra day may be granted by the Racing Commission upon application and agreement by the owner or operator that all profits, less actual operating costs from such specific day's operation including all taxes payable to the state or any agency thereof for this extra day's operation shall be paid to the Board of Public Instruction of the counties affected.

These funds paid to such Boards shall be used solely for granting scholarships to the Continuing Education Centers presently under the direction of the Board of Regents in Dade County, Florida, and at Barry College in Dade County, Florida, said funds to be divided equally between said two (2) Educational Facilities.

It should be noted that these chapters became effective August 4, 1967 and are included for convenience purposes.

LITIGATION

During the fiscal year ending June 30, 1967, the Florida State Racing Commission was a party to four court proceedings.

1. In the 1966 report, mention was made of the litigation wherein blacksmiths by and through their purported union and its president individually and in behalf of members of the same class (blacksmiths) sought to pursue their trade on the race tracks of Florida without compliance with the rule requiring fingerprinting before receiving an Occupational License.

Mention was also made of the fact that the action was resisted by the Commission and when the matter came on to be heard before the Circuit Court of Dade County, on the Commission's appropriate motions the Complaint was dismissed without prejudice at the request of the Plaintiff.

Thereafter the blacksmiths did again on October 27, 1966, challenge the right of the Commission to require individual blacksmiths to be fingerprinted and photographed before receiving an Occupational License to work on race horses in the race tracks of this state by bringing another Complaint for Declaratory Decree in the Circuit Court of Dade County.

The Commission again resisting the action brought a Motion to Dismiss the Complaint and a Motion for Summary Final Decree.

Subsequent to oral argument, the Circuit Court of Dade County entered a Summary final Decree on the 3rd day of March, 1967, in favor of the Respondents, the Florida State Racing Commission. There was no appeal brought from this decision.

2. The West Coast Sports Association, Inc., made application to the Florida State Racing Commission for a permit to operate a Jai Alai fronton in Escambia County.

The Commission authorized issuance of said permit on August 12, 1966, and the same was duly issued on August 22, 1966.

Pensacola Greyhound Racing, Inc., (holder of a permit to conduct dog races) in Escambia County, did on the 15th day of November, 1966, file a Petition for Alternative Writ of Mandamus and Brief in support thereof in the Supreme Court of Florida seeking to have the court command the Racing Commission to cancel and annul the said permit granted to the West Coast Sports Association, Inc., as being in contravention of statutory distance limitations between pari mutuel associations.

The Commission filed appropriate pleadings and brief in opposition to the Petition for Alternative Writ of Mandamus and after oral argument the Supreme Court of the State of Florida, did by opinion, filed February 8, 1967, grant the Petition for Alternative Writ of Mandamus.

3. On August 22, 1966, the Florida State Racing Commission, pursuant to application therefor, issued a second permit to Gandy Operating Co., Inc., to operate its Jai Alai fronton in Tampa, Florida during the summer season. On November 18, 1966, the Commission granted Gandy Operating Co., Inc., a license under said second permit to conduct Jai Alai performances from May 6, through September 4, 1967. Gandy Operating Co., Inc., was the holder of a permit granted by the Florida State Racing Commission on July 12, 1952, and received annual licenses to conduct Jai Alai performances each winter season, the last dates being February 3, 1967 through June 10, 1967.

Associated Outdoor Clubs, Inc., (holder of a permit to operate dog racing in Hillsborough County) brought an original Writ of Mandamus in the Supreme Court of Florida seeking a peremptory Writ commanding the Commission to cancel and annul the said second permit for summer Jai Alai together with the license awarding dates thereunder.

The Commission filed a return to the Alternative Writ of Mandamus, Motion to Quash and supporting brief.

Subsequent to oral argument the Supreme Court did by opinion filed on April 12, 1967, grant the peremptory Writ of Mandamus.

4. Judge Louie Bandel was commissioned as a member of the Florida State Racing Commission on February 2, 1965, by the Honorable Haydon Burns then Governor of the State of Florida. On January 22, 1965, the then Racing Commission pursuant to the statute which provides that "...the Commissioners shall select from among their number a Chairman. . ." elected Judge Bandel as Chairman. On June 15, 1966, the Commissioners did at regular meeting, through majority vote declare the position of Chairman vacant and did "select from among their number" Robert C. Lechner as Chairman. Commissioner Lechner served as Chairman for some nine months, until his term as a member of the Florida State Racing Commission expired by reason of his not being confirmed by the Senate early in 1967. Thereafter James W. Taylor having been appointed as a member of the Florida State Racing Commission by the Honorable Claude Kirk, Governor of the State of Florida was duly elected by the majority of the

Commissioners as Chairman of the Commission at a regular meeting of the Commission held on February 17, 1967.

On June 8, 1967, Judge Louie Bandel (member of the Florida State Racing Commission) brought a Quo Warranto action in the Circuit Court of Dade County against James W. Taylor as the purported Chairman of the Florida State Racing Commission and L. B. Walker, James L. Lee, Sr. and Martin Segal as Racing Commissioners, seeking to have the court enter a judgment of ouster against James W. Taylor as Chairman of the Florida State Racing Commission and determine the rights of Judge Louie Bandel to the office of Chairman of the Florida State Racing Commission and to all compensations and emoluments thereof. This matter is now pending in the Circuit Court of Dade County.

INVESTIGATION DIVISION

In the interest of the protection of the public, the Racing Commission maintains an investigation division whose duty it is to enforce the Laws of Florida and the Rules and Regulations of Racing as promulgated by the Commission.

This department works closely with the local law enforcement agencies and the associations' own security forces to effectively promote and correlate the investigation of all illegal activities on the race tracks and frontons of Florida.

During this past fiscal year, 397 undesirables were ejected from the grounds of the various associations and 407 investigations were held for such various matters as illegal medications, patron reinstatements, etc., as a result of this close cooperation.

This department also concerns itself with the enforcement of the commonly called "85% Law". This law requires that at least 85% of the employees at each track or fronton be bona fide Florida residents and that 85% of the weekly payroll be paid to them. This law assures local residents of a fair proportion of the jobs at each track.

In order to better control the racing laws, all persons licensed are required to furnish the Commission with their fingerprints and photograph. The Investigation division is responsible for the supervision of this activity and a complete file of all such fingerprints and photographs is kept current. During the past season, 20,635 occupational licenses were issued. Of this number 8,997 represented new licensees.

During fiscal 1965-66 a master record of all persons having fingerprints and photographs on file with the Commission was published for use in the field. During fiscal 1966-67, this list was updated through the use of data processing equipment. This master list has proven to be an invaluable aid in the field and it now includes some 32,718 persons.

LABORATORY

The Commission Laboratory, the oldest of its kind in the United States, enjoys a top reputation among the racing laboratories of the world. Its function is the detection of micro quantities of drugs in the saliva and urine of racing animals which might affect their performance. Such samples are taken by licensed veterinarians who are employed by the Commission.

During the year in review, a record 19,005 samples were received with a total of 23,637 analyses being performed on them. The cost per sample was \$3.15. Of these samples only eight were identified as chemically positive. In addition to its analytical purposes, the laboratory also maintains an active and continuous research program of new drugs. It also conducts evaluations of new analytical methods and metabolite excretion studies.

FLORIDA BREEDING

The Florida Breeding Industry continued its amazing expansion during the last twelve months.

Where only three horse farms were located in Marion County in 1946, there are now 111 nurseries which this year produced a record crop of more than 1,500 foals. Florida continues to rank in third place in the nation, behind only Kentucky and California.

Florida's ideal climate for breeding and training horses is certain to attract even more breeding farms. The favorable conditions under which Florida-bred horses race in Florida will continue to benefit the industry. Each racing day at each Florida track, an average of one race is run with Florida-breds as preferred entries. This gives Florida-breds greater opportunity to run at home yet it does not penalize horses bred in other states and brought to Florida for the winter racing season.

CONCLUSION

We, the members of the Florida State Racing Commission, express to you our appreciation for the trust and confidence which you have placed in us. We assure you that we will always protect the interest of the public, members of the various phases of the racing industry, and the State of Florida, by seeing to it that racing is conducted in only the highest possible manner.

Respectfully,

James W. Taylor, Chairman
L. B. Walker, Secretary
Judge Louie Bandel, Member
James L. Lee, Sr., Member
Martin Segal, Member

Exhibit "A"
FLORIDA STATE RACING COMMISSION
PAID ATTENDANCE, PARI MUTUEL HANDLE,
STATE REVENUE

Season 1931-32 Thru Season 1966-67

Season	Number of Racing Days	Total Paid Attendance	Total Pari-Mutuel Handle	State Revenue as a Per Cent of Handle	Total State Revenue
1931-1932	462	1,157,161	\$ 17,365,424.00	4.24%	\$ 737,300.70
1932-1933	550	1,281,017	19,146,938.00	3.99	763,877.09
1933-1934	609	1,591,024	27,549,567.00	3.89	1,072,364.22
1934-1935	775	2,024,636	36,577,493.00	3.83	1,401,176.87
1935-1936	906	1,854,292	38,826,132.00	3.70	1,436,957.07
1936-1937	1,029	2,330,964	50,121,647.00	3.67	1,838,338.53
1937-1938	1,053	2,401,367	54,047,114.00	3.64	1,969,740.68
1938-1939	1,025	2,373,271	55,272,416.00	3.62	2,000,758.63
1939-1940	1,057	2,517,436	64,388,377.00	3.58	2,302,834.13
1940-1941	902	2,695,464	68,280,202.00	3.57	2,436,374.09
1941-1942	972	2,195,080	63,601,585.00	6.91	4,392,861.86
1942-1943	734	854,256	26,658,646.00	4.00	1,066,087.70
1943-1944	982	2,458,933	109,561,969.00	6.23	6,824,272.72
1944-1945	333	945,341	35,171,557.00	5.71	2,007,853.08
1945-1946	1,442	4,448,084	211,571,289.00	7.35	15,554,033.94
1946-1947	1,298	4,444,543	194,710,333.00	7.54	14,680,730.51
1947-1948	1,318	4,344,479	180,647,561.00	7.50	13,542,407.27
1948-1949	1,404	4,641,038	178,171,736.00	7.42	13,222,461.84
1949-1950	1,377	4,539,742	178,842,858.00	7.33	13,101,521.89
1950-1951	1,378	4,643,293	204,385,597.00	7.34	14,997,486.10
1951-1952	1,432	5,279,674	248,728,380.00	7.27	18,090,497.77
1952-1953	1,549	5,732,369	272,696,059.00	7.24	19,734,513.61
1953-1954	1,722	5,812,577	276,681,999.00	7.24	20,026,021.78
1954-1955	1,731	5,809,467	284,044,131.00	7.22	20,521,462.81
1955-1956	1,879	5,915,941	310,681,432.00	7.78	24,180,833.82
1956-1957	1,907	6,035,932	322,948,073.00	7.73	24,969,496.52
1957-1958	2,012	5,626,152	315,546,506.00	7.70	24,306,949.76
1958-1959	2,055	5,966,709	329,141,335.00	7.64	25,157,459.81
1959-1960	2,180	6,209,688	347,947,488.00	7.65	26,609,331.64
1960-1961	2,216	6,328,535	344,173,946.00	7.60	26,163,297.64
1961-1962	2,273	6,735,583	363,082,896.00	7.55	27,420,986.32
1962-1963	2,276	6,919,691	374,598,480.00	7.58	28,392,064.52
1963-1964	2,335	7,878,991	418,056,340.00	7.54	31,503,458.39
1964-1965	2,318	8,537,248	462,298,032.00	7.57	34,984,262.18
1965-1966	2,498	8,969,589	500,471,936.00	7.53	37,667,499.22
1966-1967	2,596	9,020,232	515,430,636.00	7.45	38,408,241.36
Totals	<u>52,585</u>	<u>160,519,799</u>	<u>\$7,501,426,110.00</u>	<u>7.25%</u>	<u>\$543,485,816.07</u>

Distribution of State Revenue:

To Counties	\$261,584,535.31
To State General Fund	258,654,385.11
To State General Fund—Service Charges	9,521,785.38
Operating Expenses	13,048,905.21
Commission Cash Accounts and Taxes in Transit as of June 30, 1967	676,205.06
Total	<u>\$543,485,816.07</u>

*These Figures do not include Board of Regents Scholarship, Escheat Ticket or Horse and Harness Racing Promotion Trust Fund Receipts.

Exhibit "B"
FLORIDA STATE RACING COMMISSION
STATEMENT OF RECEIPTS AND EXPENDITURES
 July 1, 1966 To June 30, 1967 Inclusive

RECEIPTS

SOURCE

STATE RACING COMMISSION FUND: -

Admission Taxes:

Dog Tracks	\$	606,922.53
Jai Alai Frontons		243,492.73
Horse Tracks		456,173.02
Harness Track		46,314.64

Total \$ 1,352,902.92

Commissions on Pari-Mutuel Handles:

Dog Tracks 3/17 of Net		
Commissions	\$	7,420,690.65
Dog Tracks Flat Rate in lieu		
of 3/17		3,750.00
Jai Alai Frontons 3%		1,705,506.39
Horse Tracks 3%		4,992,179.76
Horse Tracks Flat Rate in lieu		
of 3%		226,500.00
Harness Track 3%		332,401.59

Total 14,681,028.39

Licenses, Registrations and Miscellaneous:

Occupational Licenses	\$	125,625.25
Assumed Name Registrations . .		16,250.00
Color Registrations		2,302.00
Miscellaneous Receipts		1,446.64

Total 145,623.89

STATE RACING COMMISSION ADDITIONAL FUND:

Commissions on Pari-Mutuel Handle:

Dog Tracks 2/17 of Net		
Commission	\$	4,947,127.10
Dog Tracks 25% of Breakage . . .		314,165.84
Harness Track 2%		221,601.06

Total 5,482,894.00

Total State Racing Commission Fund Receipts \$21,662,449.20

GENERAL REVENUE FUND:

Commissions on Pari-Mutuel Handle:

Dog Tracks 2/17 of Net Commission	\$ 4,947,127.10
Dog Tracks Flat Rate in lieu of 2/17	2,500.00
Dog Tracks 75% of Breakage	942,525.34
Jai Alai Frontons 2%	1,137,004.26
Jai Alai Frontons 50% of Breakage	89,245.78
Horse Tracks 5%	8,320,299.60
Horse Tracks Flat Rate in lieu of 5%	75,500.00
Horse Tracks 50% of Breakage	949,866.33
Harness Track 2%	221,601.06
Harness Track 50% of Breakage	<u>60,122.69</u>

Total General Revenue Receipts 16,745,792.16

Total Racing Commission Funds and

General Revenue Receipts \$38,408,241.36

TRUST FUNDS:

Racing Scholarship Fund—

Board of Regents (Exhibit "D") \$ 419,499.49

Principal State School Fund—

Escheat Tickets (Exhibit "E") 381,857.30

Florida Horse Racing Promotion

Fund (Exhibit "F") 949,865.27

Florida Harness Horse Racing Promotion Fund 60,122.23

Total Trust Funds 1,811,344.29

Total Racing Source Receipts \$40,219,585.65

Balance on Hand July 1, 1966 as follows:

State Racing Commission Cash Accounts. . . . \$ 189,693.54

Remittances in Transit from Tracks

less 4% Service Charges 158,118.89 347,812.43

Total Available and To Be Accounted For \$40,567,398.08

EXPENDITURES

APPLICATION

ADMINISTRATIVE SALARIES:

Commissioners	\$ 13,514.08	
Commission Attorney	12,000.00	
General Office	139,166.14	
Laboratory	<u>40,801.50</u>	\$ 205,481.72

TRACK SUPERVISION SALARIES:

Track/Fronton Chief Auditors \$	54,050.00	
Dog Racing Associations	348,831.00	
Jai Alai Frontons	101,577.00	
Horse Racing Associations	101,747.00	
Harness Track Association	<u>36,174.00</u>	<u>642,379.00</u>

Total Salaries \$ 847,860.72

TRAVELING EXPENSES:

Commissioners	\$ 13,674.26
Commission Attorney	1,382.07
Employees and Others	<u>18,657.85</u>

Total Travel Expenses 33,714.18

MISCELLANEOUS LABORATORY EXPENSES:

Chemicals and Supplies	\$ 8,397.32
Freight, Express and Cartage	498.58
Laundry Service	182.67
Postage	1,468.53
Printing and Binding	204.00
Repairs to Equipment	291.17

Rental	\$	7,728.00	
Special Analysis and Miscellaneous Services		309.58	
Stationery, Office Supplies and Miscellaneous Fees		19.07	
Telephone		116.40	\$ 19,215.32
MISCELLANEOUS ADMINISTRATIVE EXPENSES:			
Association Dues	\$	1,600.00	
Court Reporters		5,922.10	
Credit Information		141.42	
Fees and Miscellaneous Charges		89.20	
Fingerprint Registration		20.00	
Freight, Express and Cartage		189.01	
Insurance and Bond Premiums		6,072.01	
Investigative Services		1,000.00	
Judge's Fees—Occupational Licenses		5,039.75	
Other Contractual Services		4,003.73	
Other Materials and Supplies		352.22	
Photographic Developing & Materials		1,164.30	
Postage		4,368.42	
Printing & Binding		3,690.87	
Rental—Miami Office and Meeting Rooms		10,734.00	
Rental of Equipment		557.19	
Repairs & Maint. of Equipment		1,415.01	
Stationery & Office Supplies		4,454.88	
Stenographic Services		184.00	
Telephone and Telegraph		12,471.11	63,469.22
Transfers to Merit System Council			1,702.51
Total Miscellaneous Expenses			84,387.05
CAPITAL OUTLAY:			
Laboratory Equipment	\$	330.00	
Office Furniture and Equipment		2,887.77	
Total Capital Outlay			3,217.77
Total Expended by the Commission for Operations	\$		969,179.72
DISTRIBUTION OF FUNDS AFTER COST OF OPERATIONS:			
Regular Distribution to Counties	\$14,539,000.00		
Additional Distribution to Counties	5,226,000.00		
Regular 4% Distribution to General Revenue	645,360.91		
Additional 4% Distribution to General Revenue	218,261.61		
To General Revenue Fund	16,713,205.70		
To Board of Regents for Racing Scholarship Fund	419,499.49		
To Principal of State School Fund from Escheated Tickets	381,857.30		
To Department of Agriculture from Harness Track's 50% Breakage	60,122.23		
To Various Horse Tracks—Payment of Breakage Awards	936,950.04		
To Various 1965-66 Trade Accounts Payable and Prepaid Postage	5,034.32		
Refunds of Occupational Licenses and Fees	11.25		39,145,302.85
Grand Total Expenditures			\$40,114,482.57
Balance on Hand—June 30, 1967 as follows:			
State Racing Commission Trust Funds—Cash Accounts	\$	218,696.43	
Florida Horse Racing Promotion Trust Fund—Cash Account		12,915.23	
Remittances in Transit from Tracks/Frontons		457,508.63	\$ 689,120.29
Less: 1966-67 Trade Accounts and 4% Service Charges Payable		236,204.78	452,915.51
Total Accounted For			<u>\$40,567,398.08</u>

REVENUES	TRACK/FRONTON REVENUES				
Fla. Harness Horse Racing Promotion Trust Fund— Breakage	Dog Track Allowance Up to \$170 Per Race	Net Track Commission & Sliding Scale 10/17	Fronton Breakage	Total Track Revenue From P/M Handle	Distributed to Public From P/M Handle
	\$ 257,210.00	\$ 1,693,618.70		\$ 1,950,828.70	\$ 15,230,102.98
	201,960.00	3,291,056.60		3,493,016.60	28,135,673.32
	225,760.00	439,474.80		665,234.80	4,724,551.11
	266,390.00	1,306,472.50		1,572,862.50	12,078,994.32
	205,190.00	2,699,542.70		2,904,732.70	23,267,381.55
	219,470.00	752,485.60		971,955.60	7,278,513.91
	247,690.00	448,400.22		696,090.22	4,891,387.52
	205,700.00	2,661,987.00		2,867,687.00	22,962,289.66
	206,720.00	568,708.50		775,428.50	5,700,338.21
	235,960.00	1,559,315.20		1,795,275.20	14,020,468.43
	314,840.00	835,818.50		1,150,658.50	8,424,054.86
	264,350.00	2,822,048.40		3,086,398.40	24,582,786.12
	297,500.00	1,338,287.30		1,635,787.30	12,500,244.34
	278,460.00	1,400,431.40		1,678,891.40	12,918,962.23
	172,845.63	281,735.12		454,580.75	2,945,912.60
	206,210.00	2,711,429.90		2,917,639.90	23,368,460.74
	\$3,806,255.63	\$24,810,812.44		\$28,617,068.07	\$223,030,121.90
		12%	50%		
		\$ 826,617.96	\$ 9,658.30	\$ 836,276.26	\$ 5,698,122.87
		600,790.92	8,524.39	609,315.31	4,138,421.20
		672,941.52	9,521.95	682,463.47	4,635,463.34
		2,301,733.20	28,162.81	2,329,896.01	15,863,995.20
		1,452,967.80	21,800.84	1,474,768.64	10,006,088.06
		966,974.16	11,561.13	978,535.29	6,665,110.92
		\$ 6,822,025.56	\$89,229.42	\$ 6,911,254.98	\$ 47,007,201.59
	50%	10%			
\$60,122.23		\$ 1,108,005.30		\$ 1,108,005.30	\$ 9,076,199.07
		7% Comm. & Flat Rate			
		\$ 1,106,755.55		\$ 1,106,755.55	\$ 7,570,003.60
		3,843,811.51		3,843,811.51	46,081,799.70
		5,117,560.49		5,117,560.49	61,379,803.95
		221,639.75		221,639.75	1,524,794.65
		2,687,047.44		2,687,047.44	32,227,866.40
		\$12,976,814.74		\$12,976,814.74	\$148,784,268.30
\$60,122.23	\$3,806,255.63	\$45,717,658.04	\$89,229.42	\$49,613,143.09	\$427,897,790.86

Exhibit "C"
FISCAL YEAR 1966-1967
SUMMARY OF RACING REVENUES

SOURCES OF RACING REVENUE	No. Racing Days	No. Performances Held	Paid Attendance	Tax on Attendance	Pari-Mutual Handle	Net Commission & Sliding Scale on P/M Handle 3/17	Net Commission & Sliding Scale on P/M Handle 2/17	2/17 of Net Commission on P/M Handle	Breakage 25%	Breakage 75%	TOTAL State Tax Revenue	TRUST FUND REVENUES		TRACK/FRONTON REVENUES				
												Fla. Horse Racing Promotion Trust Fund—Breakage	Fla. Harness Horse Racing Promotion Trust Fund—Breakage	Dog Track Allowance Up to \$170 Per Race	Net Track Commission & Sliding Scale 10/17	Fronton Breakage	Total Track Revenue From P/M Handle	Distributed to Public From P/M Handle
GREYHOUND RACING ASSOCIATIONS																		
Associated Outdoor Clubs, Inc.	105	135	386,356	\$ 41,358.61	\$ 18,449,187.00	\$ 508,085.61	\$ 338,723.74	\$ 338,723.74	\$ 20,680.07	\$ 62,042.16	\$ 1,309,613.93			\$ 257,210.00	\$ 1,693,618.70	\$ 1,950,828.70	\$ 15,230,102.98	
Biscayne Kennel Club, Inc.	99	99	597,839	64,800.30	34,098,566.00	987,316.98	658,211.32	658,211.32	41,533.87	124,602.59	2,534,676.38			201,960.00	3,291,056.60	3,493,016.60	28,135,673.32	
Bonita-Ft. Myers Corporation	96	112	148,298	15,505.85	5,722,748.00	131,842.44	87,894.96	87,894.96	6,332.01	18,997.72	348,467.94			225,760.00	439,474.80	665,234.80	4,724,551.11	
Daytona Beach Kennel Club, Inc.	102	141	319,433	34,172.84	14,631,725.00	391,941.75	261,294.50	261,294.50	16,333.81	49,003.62	1,014,041.02			266,390.00	1,306,472.50	1,572,862.50	12,078,994.32	
Investment Corp. of South Florida	101	101	552,902	63,039.14	28,202,427.00	809,862.81	539,908.54	539,908.54	35,157.86	105,475.00	2,093,351.89			205,190.00	2,699,542.70	2,904,732.70	23,267,381.55	
Jacksonville Kennel Club, Inc.	105	115	164,938	16,493.80	8,815,856.00	225,745.68	150,497.12	150,497.12	9,661.22	28,985.35	581,880.29			219,470.00	752,485.60	971,955.60	7,278,513.91	
Jefferson County Kennel Club, Inc.	107	128	116,189	12,237.77	5,928,128.00	133,650.66	89,100.44	88,940.44	7,239.35	21,719.37	352,888.03			247,690.00	448,400.22	696,090.22	4,891,387.52	
Miami Beach Kennel Club, Inc.	104	104	564,340	63,374.71	27,829,870.00	798,596.10	532,397.40	532,397.40	34,125.37	102,377.07	2,063,268.05			205,700.00	2,661,987.00	2,867,687.00	22,962,289.66	
Orange Park Kennel Club, Inc.	103	109	127,866	12,786.60	6,903,085.00	170,612.55	113,741.70	113,741.70	7,305.19	21,917.15	440,104.89			206,720.00	568,708.50	775,428.50	5,700,338.21	
Palm Beach Kennel Club, Inc.	105	123	411,428	43,098.71	16,981,152.00	467,794.56	311,863.04	311,863.04	18,471.47	55,416.26	1,208,507.08			235,960.00	1,559,315.20	1,795,275.20	14,020,468.43	
Pensacola Greyhound Racing, Inc.	113	167	233,072	27,734.06	10,210,185.00	250,745.55	167,163.70	167,163.70	12,599.05	37,799.64	663,205.70			314,840.00	835,818.50	1,150,658.50	8,424,054.86	
St. Petersburg Kennel Club, Inc.	104	140	666,003	71,467.89	29,775,484.00	846,614.52	564,409.68	564,409.68	32,715.92	98,149.68	2,177,767.37			264,350.00	2,822,048.40	3,086,398.40	24,582,786.12	
Sanford-Orlando Kennel Club, Inc.	105	161	276,835	29,728.06	15,132,873.00	401,486.19	267,657.46	267,657.46	15,009.47	45,030.78	1,026,569.42			297,500.00	1,338,287.30	1,635,787.30	12,500,244.34	
Sarasota Kennel Club, Inc.	101	152	336,115	35,396.23	15,642,314.00	420,129.42	280,086.28	280,086.28	16,039.03	48,119.36	1,079,856.60			278,460.00	1,400,431.40	1,678,891.40	12,918,962.23	
Washington County Kennel Club, Inc.	98	113	98,182	9,818.20	3,574,177.00	66,586.86	44,391.24	42,051.24	5,163.14	15,491.17	183,501.85			172,845.63	281,735.12	454,580.75	2,945,912.60	
West Flagler Associates, Ltd.	101	101	607,637	65,909.76	28,327,299.00	813,428.97	542,285.98	542,285.98	35,799.01	107,398.42	2,107,108.12			206,210.00	2,711,429.90	2,917,639.90	23,368,460.74	
TOTAL GREYHOUND TRACKS	1649	2001	5,607,433	\$ 606,922.53	\$270,225,076.00	\$ 7,424,440.65	\$ 4,949,627.10	\$4,947,127.10	\$314,165.84	\$ 942,525.34	\$19,184,808.56			\$3,806,255.63	\$24,810,812.44	\$28,617,068.07	\$223,030,121.90	
JAI ALAI FRONTONS																		
Florida Jai Alai, Inc.	105	159	193,254	\$ 20,810.62	\$ 6,888,483.00	\$ 206,654.49	\$ 137,769.66			\$ 9,659.72	\$ 374,894.49				\$ 826,617.96	\$ 9,658.30	\$ 836,276.26	\$ 5,698,122.87
Fronton, Inc.	105	122	185,349	19,547.54	5,006,591.00	150,197.73	100,131.82			8,524.94	278,402.03				600,790.92	8,524.39	609,315.31	4,138,421.20
Gandy Operating Co., Inc.	105	105	187,548	20,368.39	5,607,846.00	168,235.38	112,156.92			9,526.89	310,287.58				672,941.52	9,521.95	682,463.47	4,635,463.34
Miami Jai Alai, Inc.	105	105	546,006	85,410.68	19,181,110.00	575,433.30	383,622.20			28,163.29	1,072,629.47				2,301,733.20	28,162.81	2,329,896.01	15,863,995.20
Monro Operating Co., Inc.	105	105	407,195	73,636.46	12,108,065.00	363,241.95	242,161.30			21,805.05	700,844.76				1,452,967.80	21,800.84	1,474,768.64	10,006,088.06
Volusia Jai Alai, Inc.	128	179	230,452	23,719.04	8,058,118.00	241,743.54	161,162.36			11,565.89	438,190.83				966,974.16	11,561.13	978,535.29	6,665,110.92
TOTAL JAI ALAI FRONTONS	653	775	1,749,804	\$ 243,492.73	\$ 56,850,213.00	\$ 1,705,506.39	\$ 1,137,004.26			\$ 89,245.78	\$ 3,175,249.16				\$ 6,822,025.56	\$89,229.42	\$ 6,911,254.98	\$ 47,007,201.59
HARNESS RACING ASSOCIATIONS																		
Tourist Attractions, Inc.	93	93	230,450	\$ 46,314.64	\$ 11,080,053.00	\$ 332,401.59	\$ 221,601.06	\$ 221,601.06		\$ 60,122.69	\$ 882,041.04		\$ 60,122.23		\$ 1,108,005.30		\$ 1,108,005.30	\$ 9,076,199.07
HORSE RACING ASSOCIATIONS																		
Florida Downs, Inc.	50	50	115,882	\$ 22,680.94	\$ 9,045,037.00	\$ 187,500.00	\$ 62,500.00			\$ 59,139.06	\$ 331,820.00		\$ 59,138.79		\$ 1,106,755.55		\$ 1,106,755.55	\$ 7,570,003.60
Gulfstream Park Racing Ass'n., Inc.	40	40	427,858	145,363.64	54,911,593.00	1,647,347.79	2,745,579.65			296,527.28	4,834,818.36		296,527.07		3,843,811.51		3,843,811.51	46,081,799.70
Hialeah Race Course, Inc.	40	40	577,463	191,591.26	73,108,007.00	2,193,240.21	3,655,400.35			381,001.10	6,421,232.92		381,000.90		5,117,560.49		5,117,560.49	61,379,803.95
Seminole Park & Fairgrounds, Inc.	31	31	41,077	6,133.05	1,824,265.00	39,000.00	13,000.00			12,915.37	71,048.42		12,915.23		221,639.75		221,639.75	1,524,794.65
Tropical Park, Inc.	40	40	270,265	90,404.13	38,386,392.00	1,151,591.76	1,919,319.60			200,283.52	3,361,599.01		200,283.28		2,687,047.44		2,687,047.44	32,227,866.40
TOTAL HORSE TRACKS	201	201	1,432,545	\$ 456,173.02	\$177,275,294.00	\$ 5,218,679.76	\$ 8,395,799.60			\$ 949,866.33	\$15,020,518.71		\$949,865.27		\$12,976,814.74		\$12,976,814.74	\$148,784,268.30
TOTAL ALL TRACKS & FRONTONS. 2596 3070 9,020,232 \$1,352,902.92 \$515,430,636.00 \$14,681,028.39 \$14,704,032.02 \$5,168,728.16 \$314,165.84 \$2,041,760.14 \$38,262,617.47 \$949,865.27 \$60,122.23 \$3,806,255.63 \$45,717,658.04 \$89,229.42 \$49,613,143.09 \$427,897,790.86																		

In addition to Grand Total Receipts see Exhibits "D" and "E" for other funds collected.

OTHER INCOME:	
Occupational Licenses	\$ 125,625.25
Assumed Names Registrations	16,250.00
Color Registrations	2,302.00
Miscellaneous	1,446.64
TOTAL OTHER INCOME	\$ 145,623.89
GRAND TOTAL RECEIPTS	\$38,408,241.36

Exhibit "C"
FISCAL YEAR 1966-1967
SUMMARY OF RACING REVENUES

SOURCES OF RACING REVENUE	No. Racing Days	No. Performances Held	Paid Attendance	Tax on Attendance	Pari-Mutual Handle	Net Commission & Sliding Scale on P/M Handle 3/17	Net Commission & Sliding Scale on P/M Handle 2/17	2/17 of Net Commission on P/M Handle	Breakage 25%	Breakage 75%	TOTAL State Tax Revenue	TRUST FUND REVENUES		TRACK/FRONTON REVENUES				Distrib. to Pub. P/M
												Fla. Horse Racing Promotion Trust Fund—Breakage	Fla. Harness Horse Racing Promotion Trust Fund—Breakage	Dog Track Allowance Up to \$170 Per Race	Net Track Commission & Sliding Scale 10/17	Fronton Breakage	Total Track Revenue From P/M Handle	
GREYHOUND RACING ASSOCIATIONS																		
Associated Outdoor Clubs, Inc.	105	135	386,356	\$ 41,358.61	\$ 18,449,187.00	\$ 508,085.61	\$ 338,723.74	\$ 338,723.74	\$ 20,680.07	\$ 62,042.16	\$ 1,309,613.93			\$ 257,210.00	\$ 1,693,618.70	\$ 1,950,828.70	\$ 15,230.00	
Biscayne Kennel Club, Inc.	99	99	597,839	64,800.30	34,098,566.00	987,316.98	658,211.32	658,211.32	41,533.87	124,602.59	2,534,676.38			201,960.00	3,291,056.60	3,493,016.60	28,135.00	
Bonita-Ft. Myers Corporation	96	112	148,298	15,505.85	5,722,748.00	131,842.44	87,894.96	87,894.96	6,332.01	18,997.72	348,467.94			225,760.00	439,474.80	665,234.80	4,724.00	
Daytona Beach Kennel Club, Inc.	102	141	319,433	34,172.84	14,631,725.00	391,941.75	261,294.50	261,294.50	16,333.81	49,003.62	1,014,041.02			266,390.00	1,306,472.50	1,572,862.50	12,078.00	
Investment Corp. of South Florida	101	101	552,902	63,039.14	28,202,427.00	809,862.81	539,908.54	539,908.54	35,157.86	105,475.00	2,093,351.89			205,190.00	2,699,542.70	2,904,732.70	23,267.00	
Jacksonville Kennel Club, Inc.	105	115	164,938	16,493.80	8,815,856.00	225,745.68	150,497.12	150,497.12	9,661.22	28,985.35	581,880.29			219,470.00	752,485.60	971,955.60	7,278.00	
Jefferson County Kennel Club, Inc.	107	128	116,189	12,237.77	5,928,128.00	133,650.66	89,100.44	89,100.44	7,239.35	21,719.37	352,888.03			247,690.00	448,400.22	696,090.22	4,891.00	
Miami Beach Kennel Club, Inc.	104	104	564,340	63,374.71	27,829,870.00	798,596.10	532,397.40	532,397.40	34,125.37	102,377.07	2,063,268.05			205,700.00	2,661,987.00	2,867,687.00	22,962.00	
Orange Park Kennel Club, Inc.	103	109	127,866	12,786.60	6,903,085.00	170,612.55	113,741.70	113,741.70	7,305.19	21,917.15	440,104.89			206,720.00	568,708.50	775,428.50	5,700.00	
Palm Beach Kennel Club, Inc.	105	123	411,428	43,098.71	16,981,152.00	467,794.56	311,863.04	311,863.04	18,471.47	55,416.26	1,208,507.08			235,960.00	1,559,315.20	1,795,275.20	14,020.00	
Pensacola Greyhound Racing, Inc.	113	167	233,072	27,734.06	10,210,185.00	250,745.55	167,163.70	167,163.70	12,599.05	37,799.64	663,205.70			314,840.00	835,818.50	1,150,658.50	8,424.00	
St. Petersburg Kennel Club, Inc.	104	140	666,003	71,467.89	29,775,484.00	846,614.52	564,409.68	564,409.68	32,715.92	98,149.68	2,177,767.37			264,350.00	2,822,048.40	3,086,398.40	24,582.00	
Sanford-Orlando Kennel Club, Inc.	105	161	276,835	29,728.06	15,132,873.00	401,486.19	267,657.46	267,657.46	15,009.47	45,030.78	1,026,569.42			297,500.00	1,338,287.30	1,635,787.30	12,500.00	
Sarasota Kennel Club, Inc.	101	152	336,115	35,396.23	15,642,314.00	420,129.42	280,086.28	280,086.28	16,039.03	48,119.36	1,079,856.60			278,460.00	1,400,431.40	1,678,891.40	12,918.00	
Washington County Kennel Club, Inc.	98	113	98,182	9,818.20	3,574,177.00	66,586.86	44,391.24	42,051.24	5,163.14	15,491.17	183,501.85			172,845.63	281,735.12	454,580.75	2,945.00	
West Flagler Associates, Ltd.	101	101	607,637	65,909.76	28,327,299.00	813,428.97	542,285.98	542,285.98	35,799.01	107,398.42	2,107,108.12			206,210.00	2,711,429.90	2,917,639.90	23,368.00	
TOTAL GREYHOUND TRACKS	1649	2001	5,607,433	\$ 606,922.53	\$270,225,076.00	\$ 7,424,440.65	\$ 4,949,627.10	\$4,947,127.10	\$314,165.84	\$ 942,525.34	\$19,184,808.56			\$3,806,255.63	\$24,810,812.44	\$28,617,068.07	\$223,030.00	
JAI ALAI FRONTONS																		
Florida Jai Alai, Inc.	105	159	193,254	\$ 20,810.62	\$ 6,888,483.00	\$ 206,654.49	\$ 137,769.66			\$ 9,659.72	\$ 374,894.49				\$ 826,617.96	\$ 9,658.30	\$ 836,276.26	\$ 5,698.00
Fronton, Inc.	105	122	185,349	19,547.54	5,006,591.00	150,197.73	100,131.82			8,524.94	278,402.03				600,790.92	8,524.39	609,315.31	4,138.00
Gandy Operating Co., Inc.	105	105	187,548	20,368.39	5,607,846.00	168,235.38	112,156.92			9,526.89	310,287.58				672,941.52	9,521.95	682,463.47	4,635.00
Miami Jai Alai, Inc.	105	105	546,006	85,410.68	19,181,110.00	575,433.30	383,622.20			28,163.29	1,072,629.47				2,301,733.20	28,162.81	2,329,896.01	15,863.00
Monro Operating Co., Inc.	105	105	407,195	73,636.46	12,108,065.00	363,241.95	242,161.30			21,805.05	700,844.76				1,452,967.80	21,800.84	1,474,768.64	10,006.00
Volusia Jai Alai, Inc.	128	179	230,452	23,719.04	8,058,118.00	241,743.54	161,162.36			11,565.89	438,190.83				966,974.16	11,561.13	978,535.29	6,665.00
TOTAL JAI ALAI FRONTONS	653	775	1,749,804	\$ 243,492.73	\$ 56,850,213.00	\$ 1,705,506.39	\$ 1,137,004.26			\$ 89,245.78	\$ 3,175,249.16				\$ 6,822,025.56	\$89,229.42	\$ 6,911,254.98	\$ 47,007.00
HARNESS RACING ASSOCIATIONS																		
Tourist Attractions, Inc.	93	93	230,450	\$ 46,314.64	\$ 11,080,053.00	\$ 332,401.59	\$ 221,601.06	\$ 221,601.06		\$ 60,122.69	\$ 882,041.04		\$ 60,122.23		\$ 1,108,005.30		\$ 1,108,005.30	\$ 9,076.00
HORSE RACING ASSOCIATIONS																		
Florida Downs, Inc.	50	50	115,882	\$ 22,680.94	\$ 9,045,037.00	\$ 187,500.00	\$ 62,500.00			\$ 59,139.06	\$ 331,820.00	\$ 59,138.79			\$ 1,106,755.55		\$ 1,106,755.55	\$ 7,570.00
Gulfstream Park Racing Ass'n., Inc.	40	40	427,858	145,363.64	54,911,593.00	1,647,347.79	2,745,579.65			296,527.28	4,834,818.36	296,527.07			3,843,811.51		3,843,811.51	46,081.00
Hialeah Race Course, Inc.	40	40	577,463	191,591.26	73,108,007.00	2,193,240.21	3,655,400.35			381,001.10	6,421,232.92	381,000.90			5,117,560.49		5,117,560.49	61,379.00
Seminole Park & Fairgrounds, Inc.	31	31	41,077	6,133.05	1,824,265.00	39,000.00	13,000.00			12,915.37	71,048.42	12,915.23			221,639.75		221,639.75	1,524.00
Tropical Park, Inc.	40	40	270,265	90,404.13	38,386,392.00	1,151,591.76	1,919,319.60			200,283.52	3,361,599.01	200,283.28			2,687,047.44		2,687,047.44	32,227.00
TOTAL HORSE TRACKS	201	201	1,432,545	\$ 456,173.02	\$177,275,294.00	\$ 5,218,679.76	\$ 8,395,799.60			\$ 949,866.33	\$15,020,518.71	\$949,865.27			\$12,976,814.74		\$12,976,814.74	\$148,784.00
TOTAL ALL TRACKS & FRONTONS. 2596	3070	9,020,232	\$1,352,902.92	\$515,430,636.00	\$14,681,028.39	\$14,704,032.02	\$5,168,728.16	\$314,165.84	\$2,041,760.14	\$38,262,617.47	\$949,865.27	\$60,122.23	\$3,806,255.63	\$45,717,658.04	\$89,229.42	\$49,613,143.09	\$427,897.00	

OTHER INCOME:

Occupational Licenses	\$ 125,625.25
Assumed Names Registrations	16,250.00
Color Registrations	2,302.00
Miscellaneous	1,446.64
TOTAL OTHER INCOME	\$ 145,623.89
GRAND TOTAL RECEIPTS	\$38,408,241.36

In addition to Grand Total Receipts see Exhibits "D" and "E" for other funds collected.

Exhibit "C"
FISCAL YEAR 1966-1967
SUMMARY OF RACING REVENUES

TYPE OF RACING REVENUE	No. Racing Days	No. Performances Held	Paid Attendance	Tax on Attendance	Pari-Mutual Handle	Net Commission & Sliding Scale on P/M Handle 3/17	Net Commission & Sliding Scale on P/M Handle 2/17	2/17 of Net Commission on P/M Handle	Breakage 25%	Breakage 75%	TOTAL State Tax Revenue	TRUST FUND REVENUES		TRACK/FRONTON REVENUES				
												Fla. Horse Racing Promotion Trust Fund—Breakage	Fla. Harness Horse Racing Promotion Trust Fund—Breakage	Dog Track Allowance Up to \$170 Per Race	Net Track Commission & Sliding Scale 10/17	Fronton Breakage	Total Track Revenue From P/M Handle	Distributed to Public From P/M Handle
RACING ASSOCIATIONS																		
Door Clubs, Inc.	105	135	386,356	\$ 41,358.61	\$ 18,449,187.00	\$ 508,085.61	\$ 338,723.74	\$ 338,723.74	\$ 20,680.07	\$ 62,042.16	\$ 1,309,613.93			\$ 257,210.00	\$ 1,693,618.70		\$ 1,950,828.70	\$ 15,230,102.98
el Club, Inc.	99	99	597,839	64,800.30	34,098,566.00	987,316.98	658,211.32	658,211.32	41,533.87	124,602.59	2,534,676.38			201,960.00	3,291,056.60		3,493,016.60	28,135,673.32
s Corporation	96	112	148,298	15,505.85	5,722,748.00	131,842.44	87,894.96	87,894.96	6,332.01	18,997.72	348,467.94			225,760.00	439,474.80		665,234.80	4,724,551.11
ennel Club, Inc.	102	141	319,433	34,172.84	14,631,725.00	391,941.75	261,294.50	261,294.50	16,333.81	49,003.62	1,014,041.02			266,390.00	1,306,472.50		1,572,862.50	12,078,994.32
p. of South Florida	101	101	552,902	63,039.14	28,202,427.00	809,862.81	539,908.54	539,908.54	35,157.86	105,475.00	2,093,351.89			205,190.00	2,699,542.70		2,904,732.70	23,267,381.55
nnel Club, Inc.	105	115	164,938	16,493.80	8,815,856.00	225,745.68	150,497.12	150,497.12	9,661.22	28,985.35	581,880.29			219,470.00	752,485.60		971,955.60	7,278,513.91
y Kennel Club, Inc.	107	128	116,189	12,237.77	5,928,128.00	133,650.66	89,100.44	88,940.44	7,239.35	21,719.37	352,888.03			247,690.00	448,400.22		696,090.22	4,891,387.52
ennel Club, Inc.	104	104	564,340	63,374.71	27,829,870.00	798,596.10	532,397.40	532,397.40	34,125.37	102,377.07	2,063,268.05			205,700.00	2,661,987.00		2,867,687.00	22,962,289.66
nnel Club, Inc.	103	109	127,866	12,786.60	6,903,085.00	170,612.55	113,741.70	113,741.70	7,305.19	21,917.15	440,104.89			206,720.00	568,708.50		775,428.50	5,700,338.21
nnel Club, Inc.	105	123	411,428	43,098.71	16,981,152.00	467,794.56	311,863.04	311,863.04	18,471.47	55,416.26	1,208,507.08			235,960.00	1,559,315.20		1,795,275.20	14,020,468.43
ound Racing, Inc.	113	167	233,072	27,734.06	10,210,185.00	250,745.55	167,163.70	167,163.70	12,599.05	37,799.64	663,205.70			314,840.00	835,818.50		1,150,658.50	8,424,054.86
nnel Club, Inc.	104	140	666,003	71,467.89	29,775,484.00	846,614.52	564,409.68	564,409.68	32,715.92	98,149.68	2,177,767.37			264,350.00	2,822,048.40		3,086,398.40	24,582,786.12
Kennel Club, Inc.	105	161	276,835	29,728.06	15,132,873.00	401,486.19	267,657.46	267,657.46	15,009.47	45,030.78	1,026,569.42			297,500.00	1,338,287.30		1,635,787.30	12,500,244.34
Club, Inc.	101	152	336,115	35,396.23	15,642,314.00	420,129.42	280,086.28	280,086.28	16,039.03	48,119.36	1,079,856.60			278,460.00	1,400,431.40		1,678,891.40	12,918,962.23
nty Kennel Club, Inc.	98	113	98,182	9,818.20	3,574,177.00	66,586.86	44,391.24	42,051.24	5,163.14	15,491.17	183,501.85			172,845.63	281,735.12		454,580.75	2,945,912.60
ociates, Ltd.	101	101	607,637	65,909.76	28,327,299.00	813,428.97	542,285.98	542,285.98	35,799.01	107,398.42	2,107,108.12			206,210.00	2,711,429.90		2,917,639.90	23,368,460.74
COYHOUND TRACKS	1649	2001	5,607,433	\$ 606,922.53	\$270,225,076.00	\$ 7,424,440.65	\$ 4,949,627.10	\$4,947,127.10	\$314,165.84	\$ 942,525.34	\$19,184,808.56			\$3,806,255.63	\$24,810,812.44		\$28,617,068.07	\$223,030,121.90
FRONTONS																		
Inc.	105	159	193,254	\$ 20,810.62	\$ 6,888,483.00	\$ 206,654.49	\$ 137,769.66			\$ 9,659.72	\$ 374,894.49				\$ 826,617.96	\$ 9,658.30	\$ 836,276.26	\$ 5,698,122.87
.	105	122	185,349	19,547.54	5,006,591.00	150,197.73	100,131.82			8,524.94	278,402.03				600,790.92	8,524.39	609,315.31	4,138,421.20
g Co., Inc.	105	105	187,548	20,368.39	5,607,846.00	168,235.38	112,156.92			9,526.89	310,287.58				672,941.52	9,521.95	682,463.47	4,635,463.34
nc.	105	105	546,006	85,410.68	19,181,110.00	575,433.30	383,622.20			28,163.29	1,072,629.47				2,301,733.20	28,162.81	2,329,896.01	15,863,995.20
g Co., Inc.	105	105	407,195	73,636.46	12,108,065.00	363,241.95	242,161.30			21,805.05	700,844.76				1,452,967.80	21,800.84	1,474,768.64	10,006,088.06
nc.	128	179	230,452	23,719.04	8,058,118.00	241,743.54	161,162.36			11,565.89	438,190.83				966,974.16	11,561.13	978,535.29	6,665,110.92
ALAI FRONTONS	653	775	1,749,804	\$ 243,492.73	\$ 56,850,213.00	\$ 1,705,506.39	\$ 1,137,004.26			\$ 89,245.78	\$ 3,175,249.16				\$ 6,822,025.56	\$89,229.42	\$ 6,911,254.98	\$ 47,007,201.69
RACING ASSOCIATIONS																		
ns, Inc.	93	93	230,450	\$ 46,314.64	\$ 11,080,053.00	\$ 332,401.59	\$ 221,601.06	\$ 221,601.06		\$ 60,122.69	\$ 882,041.04			\$ 60,122.23	\$ 1,108,005.30		\$ 1,108,005.30	\$ 9,076,199.07
RACING ASSOCIATIONS																		
nc.	50	50	115,882	\$ 22,680.94	\$ 9,045,037.00	\$ 187,500.00	\$ 62,500.00			\$ 59,139.06	\$ 331,820.00	\$ 59,138.79			\$ 1,106,755.55		\$ 1,106,755.55	\$ 7,570,003.60
Racing Ass'n., Inc.	40	40	427,858	145,363.64	54,911,593.00	1,647,347.79	2,745,579.65			296,527.28	4,834,818.36	296,527.07			3,843,811.51		3,843,811.51	46,081,799.70
arse, Inc.	40	40	577,463	191,591.26	73,108,007.00	2,193,240.21	3,655,400.35			381,001.10	6,421,232.92	381,000.90			5,117,560.49		5,117,560.49	61,379,803.95
Fairgrounds, Inc.	31	31	41,077	6,133.05	1,824,265.00	39,000.00	13,000.00			12,915.37	71,048.42	12,915.23			221,639.75		221,639.75	1,524,794.65
c.	40	40	270,265	90,404.13	38,386,392.00	1,151,591.76	1,919,319.60			200,283.52	3,361,599.01	200,283.28			2,687,047.44		2,687,047.44	32,227,866.40
SE TRACKS	201	201	1,432,545	\$ 456,173.02	\$177,275,294.00	\$ 5,218,679.76	\$ 8,395,799.60			\$ 949,866.33	\$15,020,518.71	\$949,865.27			\$12,976,814.74		\$12,976,814.74	\$148,784,268.30
TRACKS & FRONTONS	2596	3070	9,020,232	\$1,352,902.92	\$515,430,636.00	\$14,681,028.39	\$14,704,032.02	\$5,168,728.16	\$314,165.84	\$2,041,760.14	\$38,262,617.47	\$949,865.27	\$60,122.23	\$3,806,255.63	\$45,717,658.04	\$89,229.42	\$49,613,143.09	\$427,897,790.86

OTHER INCOME:
Occupational Licenses \$ 125,625.25
Assumed Names Registrations 16,250.00
Color Registrations 2,302.00
Miscellaneous 1,446.64
TOTAL OTHER INCOME \$ 145,623.89
GRAND TOTAL RECEIPTS \$38,408,241.36

In addition to Grand Total Receipts see Exhibits "D" and "E" for other funds collected.




Exhibit "D"
FLORIDA STATE RACING COMMISSION
FROM EXTRA DAYS OF RACING FOR
SCHOLARSHIP FUND—BOARD OF REGENTS

Associated Outdoor Clubs, Inc.	\$ 10,081.71
Biscayne Kennel Club, Inc..	41,196.68
Bonita-Ft. Myers Corporation.	2,459.24
Daytona Beach Kennel Club, Inc.	7,100.92
Florida Downs, Inc.	7,100.36
Florida Jai Alai, Inc.	2,420.62
Fronton, Inc.	4,722.76
Gulfstream Park Racing Association, Inc.	81,015.81
Investment Corporation of South Florida, Inc.	16,205.31
Jacksonville Kennel Club, Inc.	6,138.18
Jefferson County Kennel Club, Inc.	3,437.51
Miami Jai Alai, Inc.	19,377.96
Monro Operating Company, Inc.	18,336.43
Orange Park Kennel Club, Inc.	10,215.99
Palm Beach Kennel Club, Inc.	11,001.04
Pensacola Greyhound Racing, Inc.	5,461.19
St. Petersburg Kennel Club, Inc.	14,570.48
Sanford-Orlando Kennel Club, Inc.	4,066.74
Sarasota Kennel Club, Inc.	10,311.00
Tourist Attractions, Inc.	6,082.69
Tropical Park, Inc.	57,554.84
Tropical Park, Inc. (for Hialeah)	49,596.56
Volusia Jai Alai, Inc.	3,000.00
Washington County Kennel Club, Inc.	278.37
West Flagler Associates, Ltd.	27,767.10
<hr/>	
Total Receipts Held for Scholarship Fund.	\$419,499.49
<hr/>	

Exhibit "E"
FLORIDA STATE RACING COMMISSION
FROM ESCHEATED PARI-MUTUEL TICKETS FOR
PRINCIPAL STATE SCHOOL FUND

	From 1964-65 Season	From 1965-66 Season	Grand Total
Associates Outdoor Clubs, Inc.	\$	\$ 17,155.30	\$
Biscayne Kennel Club, Inc.		20,548.60	
Bonita-Ft. Myers Corporation.		6,856.60	
Daytona Beach Kennel Club, Inc.	15,882.70		
Florida Downs, Inc.		8,414.50	
Florida Jai Alai, Inc.		5,998.80	
Fronton, Inc.		4,555.90	
Gandy Operating Co., Inc.		3,118.20	
Gulfstream Park Racing Association, Inc.		36,333.20	
Hialeah Race Course, Inc.		45,452.40	
Investment Corporation of South Florida, Inc.		19,783.90	
Jacksonville Kennel Club, Inc.		6,827.40	
Jefferson County Kennel Club, Inc.	4,681.20		
Miami Jai Alai, Inc.		20,429.90	
Monro Operating Company, Inc.		16,482.20	
Orange Park Kennel Club, Inc.		3,895.30	
Palm Beach Kennel Club, Inc.		18,724.50	
St. Petersburg Kennel Club, Inc.		27,290.30	
Sanford-Orlando Kennel Club, Inc.		11,724.30	
Sarasota Kennel Club, Inc.	12,928.60		
Tourist Attractions, Inc.		20,266.40	
Tropical Park, Inc.		25,072.60	
Volusia Jai Alai, Inc.	6,173.70		
Washington County Kennel Club, Inc.		4,922.20	
West Flagler Associates, Ltd.		18,338.60	
Total Receipts Held for School Fund	\$ 39,666.20	\$342,191.10	\$381,857.30

Exhibit "F"
FLORIDA STATE RACING COMMISSION
STATEMENT OF RECEIPTS AND DISBURSEMENTS
OF THE FLORIDA HORSE RACING
PROMOTION TRUST FUND

July 1, 1966 to June 30, 1967

RECEIPTS

SOURCES

Florida Downs, Inc.	\$ 59,138.79	
Gulfstream Park Racing Association, Inc.	296,527.07	
Hialeah Race Course, Inc.	381,000.90	
Seminole Park & Fairgrounds, Inc.	12,915.23	
Tropical Park, Inc.	<u>200,283.28</u>	
Total Funds Available		<u><u>\$949,865.27</u></u>

EXPENDITURES

APPLICATION

Payment of Awards:		
Florida Downs, Inc.	\$140,542.51	
Gulfstream Park Racing Association, Inc.	327,932.51	
Hialeah Race Course, Inc.	140,542.51	
Tropical Park, Inc.	<u>327,932.51</u>	\$936,950.04
Cash Reserve—On Deposit with State Treasurer		<u>12,915.23</u>
Total Application of Funds		<u><u>\$949,865.27</u></u>

Exhibit "G"
FLORIDA STATE RACING COMMISSION
RACING REVENUE COLLECTED BY
GEOGRAPHIC LOCATION

BROWARD COUNTY			
Gulfstream Park Racing Assoc., Inc.	\$ 4,840,160.61		
Investment Corp. of South Florida	2,095,473.14		
Monro Operating Co., Inc.	702,929.51		
Tourist Attractions, Inc. at Pompano	<u>679,314.85</u>	\$ 8,317,878.11	21.66%
CLAY COUNTY			
Orange Park Kennel Club, Inc.		441,166.89	1.15
DADE COUNTY			
General Office—Misc. Receipts & Licenses \$	2,103.89		
Biscayne Kennel Club, Inc.	2,537,193.63		
Hialeah Race Course, Inc.	6,433,541.92		
Miami Beach Kennel Club, Inc.	2,067,640.30		
Miami Jai Alai, Inc.	1,074,962.97		
Tourist Attractions, Inc. at Coral Gables .	222,851.19		
Tropical Park, Inc.	3,411,845.51		
West Flagler Associates, Ltd.	<u>2,108,058.87</u>	17,858,198.28	46.50
DUVAL COUNTY			
Jacksonville Kennel Club, Inc.		582,233.54	1.52
ESCAMBIA COUNTY			
Pensacola Greyhound Racing, Inc.		665,590.70	1.73
HILLSBOROUGH COUNTY			
Associated Outdoor Clubs, Inc.	\$ 1,311,340.93		
Florida Downs, Inc.	343,779.25		
Gandy Operating Company, Inc.	<u>311,158.08</u>	1,966,278.26	5.12
JEFFERSON COUNTY			
Jefferson County Kennel Club, Inc.		354,471.78	.92
LEE COUNTY			
Bonita-Ft. Myers Corporation		349,443.69	.91
PALM BEACH COUNTY			
The Fronton, Inc.	\$ 279,312.28		
Palm Beach Kennel Club, Inc.	<u>1,210,527.33</u>	1,489,839.61	3.88
PINELLAS COUNTY			
St. Petersburg Kennel Club, Inc.		2,179,645.62	5.67
SARASOTA COUNTY			
Sarasota Kennel Club, Inc.		1,082,417.85	2.82
SEMINOLE COUNTY			
Florida Jai Alai, Inc.	\$ 375,789.74		
Sanford-Orlando Kennel Club, Inc.	1,027,953.17		
Seminole Park & Fairgrounds, Inc.	<u>75,240.17</u>	1,478,983.08	3.85
VOLUSIA COUNTY			
Daytona Beach Kennel Club, Inc.	\$ 1,017,022.52		
Volusia Jai Alai, Inc.	<u>439,466.08</u>	1,456,488.60	3.79
WASHINGTON COUNTY			
Washington County Kennel Club, Inc.		<u>185,594.10</u>	<u>.48</u>
Total Fiscal Year Receipts		<u>\$38,408,230.11</u>	<u>100.00%</u>

Note: Above figures include license accruals

Exhibit "H"

OFFICERS AND DIRECTORS OF PERMIT HOLDERS

HORSE TRACKS

FLORIDA DOWNS, INC.
P. O. Box "E"
Oldsmar, Florida

Officers

Dr. Leonard S. Annis, *President* Morton L. Annis, *Vice President*
A. Byrne Litschgi, *Secretary-Treasurer*

Directors

Dr. Leonard S. Annis Morton L. Annis A. Byrne Litschgi

GULFSTREAM PARK RACING ASSOCIATION, INC.
Hallandale, Florida

Officers

James Donn, Jr., *President* William P. Mooty, *Vice President*
Frank J. Pepper, Jr., *Vice President* Harry L. Freyn, *Vice President*
Arthur I. Appleton, *Vice President* Fred C. Flipse, *Secretary-Treasurer*

Directors

Arthur I. Appleton M. E. Cunningham William P. Mooty
David A. Canel Fred C. Flipse Harrison Eiteljorg
James Donn Harry L. Freyn Frank J. Pepper, Jr.
James Donn, Jr. Maurice A. Hutcheson F. O. Ratigan

HIALEAH RACE COURSE, INC.
P. O. Box 158
Hialeah, Florida

Officers

Eugene Mori, *Chairman of the Board*
Eugene E. Mori, *President & Treasurer*
W. H. Donovan, *Vice President & Secretary*
William C. Fisher, *Assistant Secretary*

Directors

Eugene Mori Daniel F. Rice Michael G. Phipps
Eugene E. Mori Fred W. Hooper Charles P. Lykes
W. H. Donovan Frank M. Folsom P. A. B. Widener, III
Harry Hood Bassett

SEMINOLE PARK AND FAIRGROUNDS, INC.
P. O. Box 67
Casselberry, Florida

Officers

Willard G. Franks, *President* Ralph W. Choisser, *Secretary*
F. M. Sullivan, *Vice President* Robert Z. Morris, *Treasurer*

Directors

Willard G. Franks W. Homer Lee Robert Z. Morris
Ralph W. Choisser H. H. Barter T. F. Fekete
F. M. Sullivan J. R. Hutchison, Jr.

TROPICAL PARK, INC.
P. O. Box 7007, Miami 55, Florida

Officers

Saul Silberman, *President & Treasurer* Irene P. Ingle, *Vice President & Secretary*

Directors

Saul Silberman Stanley James Silverman
Irene P. Ingle Lillian R. Silberman

HARNESS TRACK

TOURIST ATTRACTIONS, INC.
1800 S. W. 3 Street, Pompano Beach, Florida

Officers

Frederick L. Van Lennep, *President* William P. VanBuren, *Treasurer*
Orlow G. Owen, *Vice President* A. J. Musselman, Jr., *Secretary*
Woodford Lawlis, *Vice President* Linda Link, *Assistant Secretary*

Directors

Frederick L. Van Lennep Perrine Palmer, Jr.
A. J. Musselman, Jr. Marion E. Sibley

GREYHOUND TRACKS

ASSOCIATED OUT-DOOR CLUBS, INC.
P. O. Box 8096, Tampa 4, Florida

Officers

Wm. H. Johnston, Sr., *President & Managing Director*
John H. Hater, *Vice President*

James Patton, *Treasurer* Robert E. Hater, *Assistant Secretary* R. J. Hart, *Secretary*

Directors

Wm. H. Johnston, Sr. John H. Hater James Patton
R. J. Hart Robert E. Hater C. W. Bidwill, Jr.
Harry J. Hater, Jr.

BISCAYNE KENNEL CLUB, INC.
817 Dade Federal Building, Miami, Florida

Officers

James C. Knight, *President* Charles E. Jordon, *Treasurer*
Ellen K. Whiteside, *Vice President & Secretary*
Charles N. Leigh, *2nd Vice President*
Elizabeth D. Grisillo, *Assistant Secretary*

Directors

James C. Knight M. Luther Mershon Jack Q. Cleveland
Ellen K. Whiteside Robert M. McDonald Charles N. Leigh
Charles E. Jordon

BONITA-FORT MYERS CORPORATION
P. O. Box 198, Bonita Springs, Florida

Officers

George E. Allen, *President* John Waltman, *Vice President*

Directors

George E. Allen John Waltman

DAYTONA BEACH KENNEL CLUB, INC.
P. O. Box 2360, Daytona Beach, Florida

Officers

John G. Masoni, *President & Treasurer*

Joseph C. Lombardo, *Vice President*

Marvin J. Laronge, *Secretary*

Carl J. Lombardo, *2nd Vice President*

F. D. Littlefield, *Assistant Secretary*

J. M. Jacobs, *Assistant Treasurer*

Directors

John G. Masoni
Carl J. Lombardo

Joseph C. Lombardo

Jeremy M. Jacobs
Marvin J. Laronge

INVESTMENT CORPORATION OF SOUTH FLORIDA
P. O. Box 2007, Hollywood, Florida

Officers

Frederick L. Van Lennep, *President*

Perrine Palmer, Jr., *Treasurer*

Thomas M. Lynch, III, *Vice President*

James J. Dick, Jr., *Assistant Treasurer*

Mary Ann Trees, *Secretary*

Directors

Frederick L. Van Lennep
Thomas M. Lynch, III
Perrine Palmer, Jr.

C. H. Landefeld, Jr.
A. J. Musselman, Jr.
Marion E. Sibley

JACKSONVILLE KENNEL CLUB, INC.
P. O. Box 1895, Jacksonville, Florida

Officers

Wm. H. Johnston, Sr., *President*

James J. Patton, *Vice President*

Robert J. Hart, Sr., *Secretary-Treasurer*

D. W. Howell, *Assistant Secretary-Treasurer*

Directors

Robert J. Hart, Sr.
Wm. H. Johnston, Jr.

Wm. H. Johnston, Sr.
James J. Patton
John Patton, Jr.

John A. Rush
D. W. Howell

JEFFERSON COUNTY KENNEL CLUB, INC.
P. O. Box 400, Monticello, Florida

Officers

Steve Andris, *President and General Manager*

M. Howard Williams, *Vice President*

Stuart Simpson, *Second Vice President*

Andy Andris, *Secretary-Treasurer*

Directors

Andy Andris
Steve Andris

Fred E. Deeb
W. C. Hawkins

Stuart Simpson
M. Howard Williams

MIAMI BEACH KENNEL CLUB, INC.
33 Collins Avenue, Miami Beach, Florida

Officers

Wm. H. Johnston, Sr., *President*

Wm. H. Johnston, Jr., *Secretary*

James J. Patton, *Vice President*

C. W. Bidwill, Jr., *Treasurer*

Carl T. Hoffman, *Assistant Secretary*

Directors

C. W. Bidwill, Jr.
William E. Gardner

Carl T. Hoffman
James J. Patton
Wm. H. Johnston, Jr.

Wm. H. Johnston, Sr.
Frank R. Anderson

ORANGE PARK KENNEL CLUB, INC.
P. O. Box 1895, Jacksonville, Florida

Officers

Wm. H. Johnston, Sr., *President*

James J. Patton, *Vice President*

D. W. Howell, *Secretary*

John A. Rush, *Vice President*

Wm. H. Johnston, Jr., *Treasurer*

Directors

D. W. Howell

Wm. H. Johnston, Sr.

John Patton, Jr.

Wm. H. Johnston, Jr.

James J. Patton

John A. Rush

PALM BEACH KENNEL CLUB, INC.
P. O. Box 790, West Palm Beach, Florida

Officers

John E. Boggiano, *President*

John G. Masoni, *Secretary-Treasurer*

Joseph C. Lombardo, *Vice President*

Carl J. Lombardo, *Assistant Secretary*

Directors

John E. Boggiano

Norma Boggiano

Joseph C. Lombardo

John G. Masoni

PENSACOLA GREYHOUND RACING, INC.
P. O. Box 803, Pensacola, Florida

Officers

Carl T. Johnson, *President*

Dr. Thomas Carney, *Treasurer*

James H. Look, *Vice President*

Kenneth Fulghum, Jr., *Secretary*

Directors

Carl T. Johnson

Kenneth Fulghum, Jr.

Dr. Thomas F. Carney

James H. Look

Joshua Segal

SANFORD-ORLANDO KENNEL CLUB, INC.
Longwood, Florida

Officers

Mrs. Katherine M. Nichols, *President*

Jack Ledoux, *Secretary*

Miss Mary M. Kelly, *Vice President & Treasurer*

Miss Catherine M. Kelly, *Assistant Secretary*

Directors

Mrs. Katherine M. Nichols

Miss Mary M. Kelly

Jerry Collins

SARASOTA KENNEL CLUB, INC.
5400 Bradenton Road, Sarasota, Florida

Officers

Gus V. Widen, *President*

Jack G. Collins, *Vice President*

Jerry Collins, *Secretary-Treasurer*

Directors

Gus V. Widen

Lola Collins

Jerry Collins

Elon C. Robison

Jack G. Collins

ST. PETERSBURG KENNEL CLUB, INC.
10490 Gandy Boulevard, St. Petersburg, Florida

Officers

A. V. Weaver, *President*

A. D. Weaver, *Vice President*

Otto L. Weaver, *Secretary-Treasurer*

Directors

Joyce W. Brooks

Glenn E. Loughridge

A. D. Weaver

Paul A. Laughner

Otto L. Weaver

A. V. Weaver

WASHINGTON COUNTY KENNEL CLUB, INC.

Ebro, Florida

Officers

Luther F. Hess, *President*
Paul Dervaes, *Vice President & Treasurer*

John H. Hater, *Vice President*
Sidney Summers, *Secretary*

Directors

Luther F. Hess
Paul Dervaes

John H. Hater
Sidney Summers

Dorothy Stevens
Harry J. Hater, Jr.

WEST FLAGLER ASSOCIATES, LTD.

P. O. Box 35-460, Miami 35, Florida

General Partners

Isadore Hecht
Florence Hecht

Sidney Lefcourt
David Hecht

Limited Partners

Sidney Lefcourt
Jack B. Cooper
Mrs. M. W. Bossen
I. E. Hecht
Marshall Feuer
Rosalyn Grossman
The Grossman Corporation

The Hecht Corporation
The Florence Hecht Corporation
The Isabelle Corporation
The David Corporation
The Sylsyl Corporation
The G. M. S. Corporation
George M. Simon

Louis Grossman
Isabelle H. Amdur
Barbara Hecht Corp.
Samuel Gordon
Gus Feuer
Harold Kassewitz
Stanley C. Myers

JAI ALAI

FLORIDA JAI ALAI, INC.

P. O. Box 107, Fern Park, Florida

Officers

Stephen A. Calder, *President*
Norman E. Stabell, *Executive Vice President*
R. B. Wall, Jr., *Secretary*

Directors

Stephen A. Calder
Richard Stabell

R. B. Wall, Jr.
John A. Burton, IV

Andrew Caraway
Joseph M. Murasko

THE FRONTON, INC.

1415 West 45 Street, West Palm Beach, Florida

Officers

Arthur W. Silvester, *President*
William A. Lord, *Vice President*

James L. Kirkland, *Secretary*
E. A. Kettel, *Treasurer*

Directors

James L. Kirkland

Arthur W. Silvester

William A. Lord

GANDY OPERATING COMPANY, INC.

P. O. Box 13485, Tampa, Florida

Officers

Frank J. Kraemer, *President*
Bernard Chauncey, *Vice President & Treasurer*
Robert T. Kraemer, *Secretary*

Directors

Frank J. Kraemer
Bernard Chauncey

Saul Leopold
Bernard I. Binder
Thomas C. Kraemer

Alexander S. Gordon
Samuel Morris

MIAMI JAI ALAI, INC.
3500 N. W. 37 Avenue, Miami 42, Florida

Officers

Richard I. Berenson, *President*
Benjamin A. Trustman, *Treasurer & Secretary*
Samuel Pinanski, *Chairman of the Board & Vice President*

Directors

Samuel Pinanski
Reuben B. Gryzmish

William C. Worley
Benjamin A. Trustman

Richard I. Berenson
Louis S. Weinberg

MONRO OPERATING COMPANY, INC.
P. O. Box 96, Dania, Florida

Officers

R. A. McAndrews, *President*
Clare M. McAndrews, *Vice President*
Lee M. Worley, *Secretary*
H. L. Manushaw, *Treasurer*
E. E. Brackebush, *Assistant Secretary*

Directors

R. A. McAndrews
Clare M. McAndrews

Lee M. Worley

H. L. Manushaw
E. E. Brackebush

VOLUSIA JAI ALAI, INC.
P. O. Box 1468, Daytona Beach, Florida

Officers

Arthur W. Silvester, *President*
Vance Schwartz, *Chairman of the Board, Director & Vice President*
William A. Lord, *Treasurer & Secretary*

Directors

Vance Schwartz

William A. Lord
Arthur W. Silvester

David Buch

ASSOCIATED OUTDOOR CLUBS, INC.

Dog Track - Tampa

105 Racing Days - September 2, 1966 to January 3, 1967, Incl. - 135 Performances

Pari-Mutuel Handle	\$18,449,187.00	Total Paid Attendance	386,356
Average Performance	136,660.65	Average Paid Attendance per Performance	2,862
Average Wager per Capita	47.75	<i>Net Commission = 17% of P-M Handle less \$170.00</i>	
<i>(Based on Taxable Admissions)</i>		<i>Track Allowance per Race</i>	

STATE REVENUE

3/17 of Net Commission (Counties)	\$ 508,085.61
2/17 of Net Commission (Old Age Assistance)	338,723.74
2/17 of Net Commission (Counties)	338,723.74
25% of Breaks (Counties)	20,680.07
75% of Breaks (Old Age Assistance)	62,042.16
Admission Tax (Counties)	41,358.61
	<u>\$ 1,309,613.93</u>
Occupational Licenses (Counties)	1,727.00
Total State Revenue	<u>\$ 1,311,340.93</u>

TRACK REVENUE

1513 Races @ \$170.00 Allowance per Race	\$ 257,210.00
10/17 of Net Commission	<u>1,693,618.70</u>
Total Track Revenue (10.57%)	<u>\$ 1,950,828.70</u>
Distributed to Public from P-M Handle (82.55%)	\$15,230,102.98
Distributed to Public from Track for Minus Pool	61.12
Total Distributed to Public	<u>\$15,230,164.10</u>
Percentage of Daily Double to Total Pool	9.00%
Percentage of Quiniela to Total Pool	76.40%
Percentage of Breaks to Total Pool	0.45%

29

Pool Classification	Amount Wagered	\$10.00 Wagers		\$5.00 Wagers		\$2.00 Wagers	
		Number	Amount	Number	Amount	Number	Amount
Daily Double	\$ 1,660,088.00	-	\$ -	-	\$ -	830,044	\$ 1,660,088.00
Quiniela	14,094,296.00	103,030	1,030,300.00	-	-	6,531,998	13,063,996.00
Win	1,182,751.00	-	-	86,241	431,205.00	375,773	751,546.00
Place	806,162.00	-	-	45,158	225,790.00	290,186	580,372.00
Show	705,890.00	-	-	27,796	138,980.00	283,455	566,910.00
TOTAL	\$18,449,187.00	103,030	\$1,030,300.00	159,195	\$795,975.00	8,311,456	\$16,622,912.00

Closed December 24, 1966 (Night).
 Extra days held for the benefit of Board of Regents and charities are not included above.

BISCAYNE KENNEL CLUB, INC.

Dog Track - Miami

99 Racing Days - September 3, 1966 to January 2, 1967, Inc. - 99 Performances

Pari-Mutuel Handle	\$34,098,566.00
Average Performance	344,429.95
Average Wager per Capita	57.03
<i>(Based on Taxable Admissions)</i>	

Total Paid Attendance	597,839
Average Paid Attendance per Performance	6,039
<i>Net Commission = 17% of P-M Handle less \$170.00 Track Allowance per Race</i>	

STATE REVENUE

3/17 of Net Commission (Counties)	\$ 987,316.98
2/17 of Net Commission (Old Age Assistance)	658,211.32
2/17 of Net Commission (Counties)	658,211.32
25% of Breaks (Counties)	41,533.87
75% of Breaks (Old Age Assistance)	124,602.59
Admission Tax (Counties)	64,800.30
	<u>\$ 2,534,676.38</u>
Occupational Licenses (Counties)	2,517.25
Total State Revenue	<u>\$ 2,537,193.63</u>

TRACK REVENUE

1188 Races @ \$170.00 Allowance per Race	\$ 201,960.00
10/17 of Net Commission	3,291,056.60
Total Track Revenue (10.24%)	<u>\$ 3,493,016.60</u>
Distributed to Public from P-M Handle (82.51%)	\$28,135,673.32
Distributed to Public from Track for Minus Pool	335.28
Total Distributed to Public	<u>\$28,136,008.60</u>
Percentage of Daily Double to Total Pool	5.19%
Percentage of Perfecta to Total Pool	15.64%
Percentage of Quiniela to Total Pool	61.76%
Percentage of Breaks to Total Pool	0.49%

30

Pool Classification	Amount Wagered	\$10.00 Wagers		\$2.00 Wagers	
		Number	Amount	Number	Amount
Daily Double	\$ 1,771,012.00	21,042	\$ 210,420.00	780,296	\$ 1,560,592.00
Perfecta	5,331,462.00	110,089	1,100,890.00	2,115,286	4,230,572.00
Quiniela	21,058,054.00	427,727	4,277,270.00	8,390,392	16,780,784.00
Win	3,010,558.00	132,386	1,323,860.00	843,349	1,686,698.00
Place	1,601,372.00	50,735	507,350.00	547,011	1,094,022.00
Show	1,326,108.00	36,345	363,450.00	481,329	962,658.00
TOTAL	\$34,098,566.00	778,324	\$7,783,240.00	13,157,663	\$26,315,326.00

Closed October 4, 1966.

Extra days held for the benefit of the Board of Regents and charities are not included above.

BONITA-FT. MYERS KENNEL CLUB, INC.

Dog Track - Bonita Springs

96 Racing Days - December 26, 1966 to April 20, 1967, Incl. - 112 Performances

Pari-Mutuel Handle	\$ 5,722,748.00
Average Performance	51,095.96
Average Wager per Capita	38.59
<i>(Based on Taxable Admissions)</i>	

Total Paid Attendance	148,298
Average Paid Attendance per Performance	1,324
<i>Net Commission = 17% of P-M Handle less \$170.00</i>	
<i>Track Allowance per Race</i>	

STATE REVENUE

3/17 of Net Commission (Counties)	\$ 131,842.44
2/17 of Net Commission (Old Age Assistance)	87,894.96
2/17 of Net Commission (Counties)	87,894.96
25% of Breaks (Counties)	6,332.01
75% of Breaks (Old Age Assistance)	18,997.72
Admission Tax (Counties)	15,505.85
	<u>\$ 348,467.94</u>
Occupational Licenses (Counties)	975.75
Total State Revenue	<u>\$ 349,443.69</u>

TRACK REVENUE

1328 Races @ \$170.00 Allowance per Race	\$ 225,760.00
10/17 of Net Commission	439,474.80
Total Track Revenue (11.62%)	<u>\$ 665,234.80</u>
Distributed to Public from P-M Handle (82.56%)	\$ 4,724,551.11
Distributed to Public from Track for Minus Pool29
Total Distributed to Public	<u>\$ 4,724,551.40</u>
Percentage of Daily Double to Total Pool	6.78%
Percentage of Perfecta to Total Pool	7.20%
Percentage of Quiniela to Total Pool	69.95%
Percentage of Breaks to Total Pool	0.44%

31

Pool Classification	Amount Wagered	\$5.00 Wagers		\$3.00 Wagers		\$2.00 Wagers	
		Number	Amount	Number	Amount	Number	Amount
Daily Double	\$ 388,034.00	-	\$ -	-	\$ -	194,017	\$ 388,034.00
Perfecta	411,816.00	-	-	137,272	411,816.00	-	-
Quiniela	4,002,970.00	-	-	-	-	2,001,485	4,002,970.00
Win	342,577.00	14,645	73,225.00	-	-	134,676	269,352.00
Place	277,380.00	8,044	40,220.00	-	-	118,580	237,160.00
Show	299,971.00	6,015	30,075.00	-	-	134,948	269,896.00
TOTAL	\$5,722,748.00	28,704	\$143,520.00	137,272	\$411,816.00	2,583,706	\$5,167,412.00

Closed March 24, 1967.

Extra days held for the benefit of the Board of Regents and charities are not included above.

DAYTONA BEACH KENNEL CLUB, INC.

Dog Track - Daytona Beach

77 Racing Days - July 1 to October 1, 1966, Incl. - 108 Performances

25 Racing Days - June 2 to June 30, 1967, Incl. - 33 Performances

102

141

Pari-Mutuel Handle	\$14,631,725.00
Average Performance	103,771.10
Average Wager per Capita	45.80
<i>(Based on Taxable Admissions)</i>	

Total Paid Attendance	319,433
Average Paid Attendance per Performance	2,265
<i>Net Commission = 17% of P-M Handle less \$170.00</i>	
<i>Track Allowance per Race</i>	

STATE REVENUE

3/17 of Net Commission (Counties)	\$ 391,941.75
2/17 of Net Commission (Old Age Assistance)	261,294.50
2/17 of Net Commission (Counties)	261,294.50
25% of Breaks (Counties)	16,333.81
75% of Breaks (Old Age Assistance)	49,003.62
Admission Tax (Counties)	34,172.84
	<u>\$ 1,014,041.02</u>
Occupational Licenses (Counties)	2,731.50
Assumed Names (Counties)	250.00
Total State Revenue	<u>\$ 1,017,022.52</u>

TRACK REVENUE

1567 Races @ \$170.00 Allowance per Race	\$ 266,390.00
10/17 of Net Commission	1,306,472.50
Total Track Revenue (10.75%)	<u>\$ 1,572,862.50</u>
Distributed to Public from P-M Handle (82.55%)	\$12,078,994.32
Distributed to Public from Track for Minus Pool	1,699.08
Total Distributed to Public	<u>\$12,080,693.40</u>
Percentage of Daily Double to Total Pool	4.60%
Percentage of Perfecta to Total Pool	21.57%
Percentage of Quiniela to Total Pool	61.23%
Percentage of Breaks to Total Pool	0.45%

32

Pool Classification	Amount Wagered	\$10.00 Wagers		\$5.00 Wagers		\$3.00 Wagers		\$2.00 Wagers	
		Number	Amount	Number	Amount	Number	Amount	Number	Amount
Daily Double	\$ 673,152.00	-	\$ -	-	\$ -	-	\$ -	336,576	\$ 673,152.00
Perfecta	3,155,879.00	-	-	78,097	390,485.00	921,798	2,765,394.00	-	-
Quiniela	8,959,130.00	95,963	959,630.00	-	-	-	-	3,999,750	7,999,500.00
Win	724,379.00	-	-	47,169	235,845.00	-	-	244,267	488,534.00
Place	516,279.00	-	-	23,905	119,525.00	-	-	198,377	396,754.00
Show	602,906.00	-	-	21,316	106,580.00	-	-	248,163	496,326.00
TOTAL	\$14,631,725.00	95,963	\$959,630.00	170,487	\$852,435.00	921,798	\$2,765,394.00	5,027,133	\$10,054,266.00

Extra days held for the benefit of the Board of Regents and charities are not included above.

INVESTMENT CORPORATION OF SOUTH FLORIDA

Dog Track - Hollywood

101 Racing Days - December 26, 1966 to April 26, 1967, Incl - 101 Performances

Pari-Mutuel Handle	\$28,202,427.00
Average Performance	279,231.95
Average Wager per Capita	51.00
<i>(Based on Taxable Admissions)</i>	

Total Paid Attendance	552,902
Average Paid Attendance per Performance	5,474
<i>Net Commission = 17% of P-M Handle less \$170.00</i>	
<i>Track Allowance per Race</i>	

STATE REVENUE

3/17 of Net Commission (Counties)	\$ 809,862.81
2/17 of Net Commission (Old Age Assistance)	539,908.54
2/17 of Net Commission (Counties)	539,908.54
25% of Breaks (Counties)	35,157.86
75% of Breaks (Old Age Assistance)	105,475.00
Admission Tax (Counties)	63,039.14
	<u>\$ 2,093,351.89</u>
Occupational Licenses (Counties)	2,071.25
Assumed Names (Counties)	50.00
Total State Revenue	<u>\$ 2,095,473.14</u>

TRACK REVENUE

1207 Races @ \$170.00 Allowance per Race	\$ 205,190.00
10/17 of Net Commission	2,699,542.70
Total Track Revenue (10.30%)	<u>\$ 2,904,732.70</u>
Distributed to Public from P-M Handle (82.50%)	\$23,267,381.55
Distributed to Public from Track for Minus Pool	948.95
Total Distributed to Public	<u>\$23,268,330.50</u>
Percentage of Daily Double to Total Pool	5.16%
Percentage of Perfecta to Total Pool	20.00%
Percentage of Quiniela to Total Pool	57.28%
Percentage of Breaks to Total Pool	0.50%

33

Pool Classification	Amount Wagered	\$10.00 Wagers		\$5.00 Wagers		\$3.00 Wagers		\$2.00 Wagers		\$1.00 Wagers	
		Number	Amount	Number	Amount	Number	Amount	Number	Amount	Number	Amount
Daily Double . . .	\$ 1,455,712.00	14,053	\$ 140,530.00	-	\$ -	-	\$ -	657,591	\$ 1,315,182.00	-	\$ -
Perfecta	5,641,557.00	-	-	148,653	743,265.00	1,632,764	4,898,292.00	-	-	-	-
Quiniela	16,155,386.00	252,109	2,521,090.00	-	-	-	-	6,817,148	13,634,296.00	-	-
Win	2,529,686.00	90,245	902,450.00	-	-	-	-	662,243	1,324,486.00	302,750	302,750.00
Place	1,285,484.00	34,684	346,840.00	-	-	-	-	317,947	635,894.00	302,750	302,750.00
Show	1,134,602.00	20,650	206,500.00	-	-	-	-	312,676	625,352.00	302,750	302,750.00
TOTAL	\$28,202,427.00	411,741	\$4,117,410.00	148,653	\$743,265.00	1,632,764	\$4,898,292.00	8,767,605	\$17,535,210.00	908,250	\$908,250.00

Closed March 24, 1967

Extra days held for the benefit of the Board of Regents and charities are not included above.

JACKSONVILLE KENNEL CLUB, INC.

Dog Track - Jacksonville

105 Racing Days - December 26, 1966 to April 29, 1967, Incl. - 115 Performances

Pari-Mutuel Handle	\$ 8,815,856.00
Average Performance	76,659.61
Average Wager per Capita	53.45
<i>(Based on Taxable Admissions)</i>	

Total Paid Attendance	164,938
Average Paid Attendance per Performance	1,434
<i>Net Commission = 17% of P-M Handle less \$170.00</i>	
<i>Track Allowance per Race</i>	

STATE REVENUE

3/17 of Net Commission (Counties)	\$ 225,745.68
2/17 of Net Commission (Old Age Assistance)	150,497.12
2/17 of Net Commission (Counties)	150,497.12
25% of Breaks (Counties)	9,661.22
75% of Breaks (Old Age Assistance)	28,985.35
Admission Tax (Counties)	16,493.80
	<u>\$ 581,880.29</u>
Occupational Licenses (Counties)	353.25
Total State Revenue	<u>\$ 582,233.54</u>

TRACK REVENUE

1291 Races @ \$170.00 Allowance per Race	\$ 219,470.00
10/17 of Net Commission	752,485.60
Total Track Revenue (11.03%)	<u>\$ 971,955.60</u>
Distributed to Public from P-M Handle (82.56%)	\$ 7,278,513.91
Distributed to Public from Track for Minus Pool	65.29
Total Distributed to Public	<u>\$ 7,278,579.20</u>
Percentage of Daily Double to Total Pool	5.79%
Percentage of Big "Q" to Total Pool	8.82%
Percentage of Quiniela to Total Pool	72.21%
Percentage of Breaks to Total Pool	0.44%

34

Pool Classification	Amount Wagered	\$5.00 Wagers		\$2.00 Wagers	
		Number	Amount	Number	Amount
Daily Double	\$ 510,322.00	-	\$ -	255,161	\$ 510,322.00
Big "Q"	777,496.00	-	-	388,748	777,496.00
Quiniela	6,365,932.00	144,606	723,030.00	2,821,451	5,642,902.00
Win	486,316.00	34,202	171,010.00	157,653	315,306.00
Place	364,137.00	18,285	91,425.00	136,356	272,712.00
Show	311,653.00	8,791	43,955.00	133,849	267,698.00
TOTAL	\$8,815,856.00	205,884	\$1,029,420.00	3,893,218	\$7,786,436.00

Closed March 24, 1967

Extra days held for the benefit of the Board of Regents and charities are not included above.

JEFFERSON COUNTY KENNEL CLUB, INC.

Dog Track - Monticello

62 Racing Days - July 1 to September 13, 1966, Incl.	-	75 Performances
15 Racing Days - September 15 to October 1, 1966, Incl.	-	18 Performances
30 Racing Days - May 26 to June 30, 1967, Incl.	-	35 Performances
<u>107</u>		<u>128</u>

Pari-Mutuel Handle	\$ 5,928,128.00
Average Performance	46,313.50
Average Wager per Capita	51.02
<i>(Based on Taxable Admissions)</i>	

Total Paid Attendance	116,189
Average Paid Attendance per Performance	907
<i>Net Commission = 17% of P-M Handle less \$170.00</i>	
<i>Track Allowance per Race</i>	

STATE REVENUE

3/17 of Net Commission (Counties)	\$ 133,650.66
2/17 of Net Commission (Old Age Assistance)	89,100.44
2/17 of Net Commission (Counties)	88,940.44
25% of Breaks (Counties)	7,239.35
75% of Breaks (Old Age Assistance)	21,719.37
Admission Tax (Counties)	12,237.77
	<u>\$ 352,888.03</u>
Occupational Licenses (Counties)	1,533.75
Assumed Names (Counties)	50.00
Total State Revenue	<u>\$ 354,471.78</u>

TRACK REVENUE

1457 Races @ \$170.00 Allowance per Race	\$ 247,690.00
10/17 of Net Commission	448,400.22
Total Track Revenue (11.74%)	<u>\$ 696,090.22</u>
Distributed to Public from P-M Handle (82.51%)	\$ 4,891,387.52
Distributed to Public from Track for Minus Pool	21.08
Total Distributed to Public	<u>\$ 4,891,408.60</u>
Percentage of Daily Double to Total Pool	5.83%
Percentage of Big "Q" to Total Pool	6.88%
Percentage of Quiniela to Total Pool	73.85%
Percentage of Breaks to Total Pool	0.49%

35

Pool Classification	Amount Wagered	\$2.00 Wagers	
		Number	Amount
Daily Double	\$ 345,442.00	172,721	\$ 345,442.00
Big "Q"	413,550.00	206,775	413,550.00
Quiniela	4,378,030.00	2,189,015	4,378,030.00
Win	255,246.00	127,623	255,246.00
Place	246,382.00	123,191	246,382.00
Show	289,478.00	144,739	289,478.00
TOTAL	\$5,928,128.00	2,964,064	\$5,928,128.00

Closed September 12, 1966.

Extra days held for the benefit of the Board of Regents and charities are not included above.

MIAMI BEACH KENNEL CLUB, INC.

Dog Track - Miami Beach

55 Racing Days - July 1 to September 2, 1966, Incl. - 55 Performances
 49 Racing Days - May 1 to June 30, 1967, Incl. - 49 Performances
104 104

Pari-Mutuel Handle \$27,829,870.00
 Average Performance 267,594.90
 Average Wager per Capita 49.31
 (Based on Taxable Admissions)

Total Paid Attendance 564,340
 Average Paid Attendance per Performance 5,426
 Net Commission = 17% of P-M Handle less \$170.00
 Track Allowance per Race

STATE REVENUE

3/17 of Net Commission (Counties) \$ 798,596.10
 2/17 of Net Commission (Old Age Assistance) 532,397.40
 2/17 of Net Commission (Counties) 532,397.40
 25% of Breaks (Counties) 34,125.37
 75% of Breaks (Old Age Assistance) 102,377.07
 Admission Tax (Counties) 63,374.71
 \$ 2,063,268.05
 Occupational Licenses (Counties) 4,122.25
 Assumed Names (Counties). 250.00
 Total State Revenue. \$ 2,067,640.30

TRACK REVENUE

1210 Races @ \$170.00 Allowance per Race \$ 205,700.00
 10/17 of Net Commission 2,661,987.00
 Total Track Revenue (10.30%). \$ 2,867,687.00
 Distributed to Public from P-M Handle (82.51%) \$22,962,289.66
 Distributed to Public from Track for Minus Pool 150.34
 Total Distributed to Public \$22,962,440.00
 Percentage of Daily Double to Total Pool 4.97%
 Percentage of Quiniela to Total Pool 75.15%
 Percentage of Breaks to Total Pool 0.49%

36

Pool Classification	Amount Wagered	\$10.00 Wagers		\$2.00 Wagers	
		Number	Amount	Number	Amount
Daily Double	\$ 1,382,226.00	11,659	\$ 116,590.00	632,818	\$ 1,265,636.00
Quiniela	20,913,904.00	333,824	3,338,240.00	8,787,832	17,575,664.00
Win	2,869,382.00	117,723	1,177,230.00	846,076	1,692,152.00
Place	1,484,414.00	44,716	447,160.00	518,627	1,037,254.00
Show	1,179,944.00	29,492	294,920.00	442,512	885,024.00
TOTAL	\$27,829,870.00	537,414	\$5,374,140.00	11,227,865	\$22,455,730.00

Extra days held for the benefit of the Board of Regents and charities are not included above.

ORANGE PARK KENNEL CLUB, INC.

Dog Track - Orange Park

67 Racing Days - September 29 to December 17, 1966, Incl. - 71 Performances
36 Racing Days - May 1 to June 10, 1967, Incl. - 38 Performances
 103 109

Pari-Mutuel Handle \$ 6,903,085.00
 Average Performance 63,331.05
 Average Wager per Capita 53.98
(Based on Taxable Admissions)

Total Paid Attendance 127,866
 Average Paid Attendance per Performance 1,173
Net Commission = 17% of P-M Handle less \$170.00
Track Allowance per Race

STATE REVENUE

3/17 of Net Commission (Counties) \$ 170,612.55
 2/17 of Net Commission (Old Age Assistance) 113,741.70
 2/17 of Net Commission (Counties) 113,741.70
 25% of Breaks (Counties) 7,305.19
 75% of Breaks (Old Age Assistance) 21,917.15
 Admission Tax (Counties) 12,786.60
 \$ 440,104.89
 Occupational Licenses (Counties) 1,062.00
 Total State Revenue \$ 441,166.89

TRACK REVENUE

1216 Races @ \$170.00 Allowance per Race \$ 206,720.00
 10/17 of Net Commission 568,708.50
 Total Track Revenue (11.23%) \$ 775,428.50
 Distributed to Public from P-M Handle (82.58%) \$ 5,700,338.21
 Distributed to Public from Track for Minus Pool 29.99
 Total Distributed to Public \$ 5,700,368.20
 Percentage of Daily Double to Total Pool 7.47%
 Percentage of Big "Q" to Total Pool 6.69%
 Percentage of Quiniela to Total Pool 72.47%
 Percentage of Breaks to Total Pool 0.42%

37

Pool Classification	Amount Wagered	\$5.00 Wagers		\$2.00 Wagers	
		Number	Amount	Number	Amount
Daily Double	\$ 515,558.00	-	\$ -	257,779	\$ 515,558.00
Big "Q"	461,694.00	-	-	230,847	461,694.00
Quiniela	5,003,009.00	90,851	454,255.00	2,274,377	4,548,754.00
Win	372,112.00	20,468	102,340.00	134,886	269,772.00
Place	282,809.00	10,697	53,485.00	114,662	229,324.00
Show	267,903.00	7,277	36,385.00	115,759	231,518.00
TOTAL	\$6,903,085.00	129,293	\$646,465.00	3,128,310	\$6,256,620.00

Extra days held for the benefit of the Board of Regents and charities are not included above.

PALM BEACH KENNEL CLUB, INC.

Dog Track - West Palm Beach

105 Racing Days - January 4 to May 10, 1967, Incl. - 123 Performances

Pari-Mutuel Handle	\$16,981,152.00
Average Performance	138,058.15
Average Wager per Capita	41.27
<i>(Based on Taxable Admissions)</i>	

Total Paid Attendance	411,428
Average Paid Attendance per Performance	3,345
<i>Net Commission = 17% of P-M Handle less \$170.00</i>	
<i>Track Allowance per Race</i>	

STATE REVENUE

3/17 of Net Commission (Counties)	\$ 467,794.56
2/17 of Net Commission (Old Age Assistance)	311,863.04
2/17 of Net Commission (Counties)	311,863.04
25% of Breaks (Counties)	18,471.47
75% of Breaks (Old Age Assistance)	55,416.26
Admission Tax (Counties)	43,098.71
	<u>\$ 1,208,507.08</u>
Occupational Licenses (Counties)	2,020.25
Total State Revenue	<u>\$ 1,210,527.33</u>

TRACK REVENUE

1388 Races @ \$170.00 Allowance per Race	\$ 235,960.00
10/17 of Net Commission	<u>1,559,315.20</u>
Total Track Revenue (10.57%)	<u>\$ 1,795,275.20</u>
Distributed to Public from P-M Handle (82.56%)	\$14,020,468.43
Distributed to Public from Track for Minus Pool	29.47
Total Distributed to Public	<u>\$14,020,497.90</u>
Percentage of Daily Double to Total Pool	6.68%
Percentage of Perfecta to Total Pool	12.07%
Percentage of Quiniela to Total Pool	67.77%
Percentage of Breaks to Total Pool	0.44%

38

Pool Classification	Amount Wagered	\$10.00 Wagers		\$5.00 Wagers		\$2.00 Wagers	
		Number	Amount	Number	Amount	Number	Amount
Daily Double	\$ 1,134,236.00	-	\$ -	-	\$ -	567,118	\$ 1,134,236.00
Perfecta	2,049,812.00	-	-	-	-	1,024,906	2,049,812.00
Quiniela	11,508,748.00	74,837	748,370.00	-	-	5,380,189	10,760,378.00
Win	913,136.00	-	-	46,570	232,850.00	340,143	680,286.00
Place	662,974.00	-	-	25,418	127,090.00	267,942	535,884.00
Show	712,246.00	-	-	23,006	115,030.00	298,608	597,216.00
TOTAL	\$16,981,152.00	74,837	\$748,370.00	94,994	\$474,970.00	7,878,906	\$15,757,812.00

Closed March 24, 1967.

Extra days held for the benefit of the Board of Regents and charities are not included above.

PENSACOLA GREYHOUND RACING, INC.

Dog Track - Pensacola

53 Racing Days - July 1 to September 13, 1966, Incl. - 78 Performances
 15 Racing Days - September 15 to October 4, 1966, Incl. - 22 Performances
 45 Racing Days - May 5 to June 30, 1967, Incl. - 67 Performances

113

167

Pari-Mutuel Handle \$10,210,185.00
 Average Performance 61,138.83
 Average Wager per Capita 43.80
 (Based on Taxable Admissions)

Total Paid Attendance 233,072
 Average Paid Attendance per Performance 1,395
 Net Commission = 17% of P-M Handle less \$170.00
 Track Allowance per Race

STATE REVENUE

3/17 of Net Commission (Counties) \$ 250,745.55
 2/17 of Net Commission (Old Age Assistance) 167,163.70
 2/17 of Net Commission (Counties) 167,163.70
 25% of Breaks (Counties) 12,599.05
 75% of Breaks (Old Age Assistance) 37,799.64
 Admission Tax (Counties) 27,734.06

TRACK REVENUE

1852 Races @ \$170.00 Allowance per Race \$ 314,840.00
 10/17 of Net Commission 835,818.50
 Total Track Revenue (11.27%) \$ 1,150,658.50
 Distributed to Public from P-M Handle (82.51%) \$ 8,424,054.86
 Distributed to Public from Track for Minus Pool 483.14

Occupational Licenses (Counties) \$ 663,205.70
 Assumed Names (Counties) 2,335.00
 Assumed Names (Counties) 50.00
 Total State Revenue \$ 665,590.70

Total Distributed to Public \$ 8,424,538.00
 Percentage of Daily Double to Total Pool 4.53%
 Percentage of Big "Q" to Total Pool 6.42%
 Percentage of Quiniela to Total Pool 74.37%
 Percentage of Breaks to Total Pool 0.49%

39

Pool Classification	Amount Wagered	\$10.00 Wagers		\$5.00 Wagers		\$2.00 Wagers	
		Number	Amount	Number	Amount	Number	Amount
Daily Double	\$ 462,526.00	-	\$ -	-	\$ -	231,263	\$ 462,526.00
Big "Q"	655,562.00	-	-	-	-	327,781	655,562.00
Quiniela	7,593,192.00	69,803	698,030.00	-	-	3,447,581	6,895,162.00
Win	510,229.00	-	-	27,485	137,425.00	186,402	372,804.00
Place	450,428.00	-	-	16,326	81,630.00	184,399	368,798.00
Show	538,248.00	-	-	12,615	63,080.00	237,584	475,168.00
TOTAL	\$10,210,185.00	69,803	\$698,030.00	56,427	\$282,135.00	4,615,010	\$9,230,020.00

Closed July 7, 14, 21, 28; August 4, 11, 18, 25; September 1, 6, 8, 22, 29, 1966; May 9, 1967.
 Extra days held for the benefit of the Board of Regents and charities are not included above.

ST. PETERSBURG KENNEL CLUB, INC.

Dog Track - St. Petersburg

104 Racing Days - January 4 to May 5, 1967, Incl. - 140 Performances

Pari-Mutuel Handle	\$29,775,484.00
Average Performance	212,682.03
Average Wager per Capita	44.71
<i>(Based on Taxable Admissions)</i>	

Total Paid Attendance	666,003
Average Paid Attendance per Performance	4,757
<i>Net Commission = 17% of P-M Handle less \$170.00</i>	
<i>Track Allowance per Race</i>	

STATE REVENUE

3/17 of Net Commission (Counties)	\$ 846,614.52
2/17 of Net Commission (Old Age Assistance)	564,409.68
2/17 of Net Commission (Counties)	564,409.68
25% of Breaks (Counties)	32,715.92
75% of Breaks (Old Age Assistance)	98,149.68
Admission Tax (Counties)	71,467.89
	\$ 2,177,767.37
Occupational Licenses (Counties)	1,878.25
Total State Revenue	\$ 2,179,645.62

TRACK REVENUE

1555 Races @ \$170.00 Allowance per Race	\$ 264,350.00
10/17 of Net Commission	2,822,048.40
Total Track Revenue (10.37%)	\$ 3,086,398.40
Distributed to Public from P-M Handle (82.56%)	\$24,582,786.12
Distributed to Public from Track for Minus Pool	3.98
Total Distributed to Public	\$24,582,790.10
Percentage of Daily Double to Total Pool	7.33%
Percentage of Perfecta to Total Pool	17.87%
Percentage of Quiniela to Total Pool	61.12%
Percentage of Breaks to Total Pool	0.44%

40

Pool Classification	Amount Wagered	\$10.00 Wagers		\$5.00 Wagers		\$3.00 Wagers		\$2.00 Wagers	
		Number	Amount	Number	Amount	Number	Amount	Number	Amount
Daily Double	\$ 2,182,228.00	-	\$ -	-	\$ -	-	\$ -	1,091,114	\$ 2,182,228.00
Perfecta	5,319,495.00	-	-	-	-	1,773,165	5,319,495.00	-	-
Quiniela	18,197,672.00	150,557	1,505,570.00	-	-	-	-	8,346,051	16,692,102.00
Win	1,656,470.00	-	-	117,408	587,040.00	-	-	534,715	1,069,430.00
Place	1,205,787.00	-	-	61,251	306,255.00	-	-	449,766	899,532.00
Show	1,213,832.00	-	-	46,414	232,070.00	-	-	490,881	981,762.00
TOTAL	\$29,775,484.00	150,557	\$1,505,570.00	225,073	\$1,125,365.00	1,773,165	\$5,319,495.00	10,912,527	\$21,825,054.00

Closed March 24, 1967

Extra days held for the benefit of the Board of Regents and charities are not included above.

SANFORD-ORLANDO KENNEL CLUB, INC.

Dog Track - Longwood

105 Racing Days - December 16, 1966 to April 20, 1967, Incl. - 161 Performances

Pari-Mutuel Handle	\$15,132,873.00
Average Performance	93,993.00
Average Wager per Capita	54.66
<i>(Based on Taxable Admissions)</i>	

Total Paid Attendance	276,835
Average Paid Attendance per Performance	1,719
<i>Net Commission = 17% of P-M Handle less \$170.00 Track Allowance per Race</i>	

STATE REVENUE

3/17 of Net Commission (Counties)	\$ 401,486.19
2/17 of Net Commission (Old Age Assistance)	267,657.46
2/17 of Net Commission (Counties)	267,657.46
25% of Breaks (Counties)	15,009.47
75% of Breaks (Old Age Assistance)	45,030.78
Admission Tax (Counties)	29,728.06
	<u>\$ 1,026,569.42</u>
Occupational Licenses (Counties)	1,333.75
Assumed Names (Counties)	50.00
Total State Revenue	<u>\$ 1,027,953.17</u>

TRACK REVENUE

1750 Races @ \$170.00 Allowance per Race	\$ 297,500.00
10/17 of Net Commission	1,338,287.30
Total Track Revenue (10.81%)	<u>\$ 1,635,787.30</u>
Distributed to Public from P-M Handle (82.60%)	\$12,500,244.34
Distributed to Public from Track for Minus Pool	31.86
Total Distributed to Public	<u>\$12,500,276.20</u>
Percentage of Daily Double to Total Pool	4.74%
Percentage of Perfecta to Total Pool	23.93%
Percentage of Quiniela to Total Pool	60.57%
Percentage of Breaks to Total Pool	0.40%

41

Pool Classification	Amount Wagered	\$5.00 Wagers		\$3.00 Wagers		\$2.00 Wagers	
		Number	Amount	Number	Amount	Number	Amount
Daily Double	\$ 717,258.00	—	\$ —	—	\$ —	358,629	\$ 717,258.00
Perfecta	3,621,603.00	89,820	449,100.00	1,057,501	3,172,503.00	—	—
Quiniela	9,165,280.00	—	—	—	—	4,582,640	9,165,280.00
Win	636,276.00	29,362	146,810.00	—	—	244,733	489,466.00
Place	486,706.00	16,250	81,250.00	—	—	202,728	405,456.00
Show	505,750.00	12,780	63,900.00	—	—	220,925	441,850.00
TOTAL	\$15,132,873.00	148,212	\$741,060.00	1,057,501	\$3,172,503.00	5,609,655	\$11,219,310.00

Extra days held for the benefit of the Board of Regents and charities are not included above.

SARASOTA KENNEL CLUB, INC.

Dog Track - Sarasota

53 Racing Days - July 1 to August 31, 1966, Incl. - 80 Performances

48 Racing Days - May 6 to June 30, 1967, Incl. - 72 Performances

101

152

Pari-Mutuel Handle	\$15,642,314.00
Average Performance	102,909.96
Average Wager per Capita	46.54

(Based on Taxable Admissions)

STATE REVENUE

3/17 of Net Commission (Counties)	\$ 420,129.42
2/17 of Net Commission (Old Age Assistance)	280,086.28
2/17 of Net Commission (Counties)	280,086.28
25% of Breaks (Counties)	16,039.03
75% of Breaks (Old Age Assistance)	48,119.36
Admission Tax (Counties)	<u>35,396.23</u>

\$ 1,079,856.60

Occupational Licenses (Counties) 2,411.25

Assumed Names (Counties) 150.00

Total State Revenue \$ 1,082,417.85

Total Paid Attendance	336,115
Average Paid Attendance per Performance	2,211

Net Commission = 17% of P-M Handle less \$170.00
Track Allowance per Race

TRACK REVENUE

1638 Races @ \$170.00 Allowance per Race	\$ 278,460.00
10/17 of Net Commission	<u>1,400,431.40</u>
Total Track Revenue (10.73%)	<u>\$ 1,678,891.40</u>

Distributed to Public from P-M Handle (82.59%) \$12,918,962.23
Distributed to Public from Track for Minus Pool 187.27

Total Distributed to Public \$12,919,149.50

Percentage of Daily Double to Total Pool	7.71%
Percentage of Perfecta to Total Pool	21.95%
Percentage of Quiniela to Total Pool	60.24%
Percentage of Breaks to Total Pool	0.41%

42

Pool Classification	Amount Wagered	\$10.00 Wagers		\$5.00 Wagers		\$3.00 Wagers		\$2.00 Wagers	
		Number	Amount	Number	Amount	Number	Amount	Number	Amount
Daily Double	\$ 1,205,900.00	-	\$ -	-	\$ -	-	\$ -	602,950	\$ 1,205,900.00
Perfecta	3,434,089.00	-	-	82,637	413,185.00	1,006,968	3,020,904.00	-	-
Quiniela	9,422,644.00	51,850	518,500.00	-	-	-	-	4,452,072	8,904,144.00
Win	631,329.00	-	-	33,123	165,615.00	-	-	232,857	465,714.00
Place	477,661.00	-	-	17,825	89,125.00	-	-	194,268	388,536.00
Show	470,691.00	-	-	13,097	65,485.00	-	-	202,603	405,206.00
TOTAL	\$15,642,314.00	51,850	\$518,500.00	146,682	\$733,410.00	1,006,968	\$3,020,904.00	5,684,750	\$11,369,500.00

Closed June 8 (night), 1966

Extra days held for the benefit of the Board of Regents and charities are not included above.

WASHINGTON COUNTY KENNEL CLUB, INC.

Dog Track - Ebro

61 Racing Days - July 1 to September 10, 1966, Incl. - 73 Performances
 37 Racing Days - May 18 to June 30, 1967, Incl. - 40 Performances
98 113

Pari-Mutuel Handle \$ 3,574,177.00
 Average Performance 31,629.88
 Average Wager per Capita 36.40
(Based on Taxable Admissions)

Total Paid Attendance 98,182
 Average Paid Attendance per Performance 869
*Net Commission = 17% of P-M Handle less \$170.00
 Track Allowance per Race*

STATE REVENUE

3/17 of Net Commission (Counties) \$ 66,586.86
 2/17 of Net Commission (Old Age Assistance) 44,391.24
 2/17 of Net Commission (Counties) 42,051.24
 25% of Breaks (Counties) 5,163.14
 75% of Breaks (Old Age Assistance) 15,491.17
 Admission Tax (Counties) 9,818.20
 \$ 183,501.85
 Occupational Licenses (Counties) 1,892.25
 Assumed Names (Counties) 200.00
 Total State Revenue \$ 185,594.10

TRACK REVENUE

1 Race less than \$170.00 Allowance \$ 125.63
 231 Races on Sliding Scale Rate 71,478.92
 1016 Races @ \$170.00 Allowance per Race 172,720.00
 10/17 of Net Commission 210,256.20
 Total Track Revenue (12.72%) \$ 454,580.75
 Distributed to Public from P-M Handle (82.42%) \$ 2,945,912.60
 Distributed to Public from Track for Minus Pool 3.10
 Total Distributed to Public \$ 2,945,915.70
 Percentage of Daily Double to Total Pool 5.15%
 Percentage of Big "Q" to Total Pool 4.91%
 Percentage of Quiniela to Total Pool 65.40%
 Percentage of Breaks to Total Pool 0.58%

43

Pool Classification	Amount Wagered	\$5.00 Wagers		\$2.00 Wagers	
		Number	Amount	Number	Amount
Daily Double	\$ 183,906.00	-	\$ -	91,953	\$ 183,906.00
Big "Q"	175,446.00	-	-	87,723	175,446.00
Quiniela	2,337,514.00	-	-	1,168,757	2,337,514.00
Win	317,373.00	15,613	78,065.00	119,654	239,308.00
Place	245,106.00	8,662	43,310.00	100,898	201,796.00
Show	314,832.00	6,916	34,580.00	140,126	280,252.00
TOTAL	\$3,574,177.00	31,191	\$155,955.00	1,709,111	\$3,418,222.00

Closed September 6, 1966; June 19, 1967.

Extra days held for the benefit of the Board of Regents and charities are not included above.

WEST FLAGLER ASSOCIATES, LTD.

Dog Track - Miami

101 Racing Days - January 3 to May 4, 1967, Incl. - 101 Performances

Pari-Mutuel Handle	\$28,327,299.00
Average Performance	280,468.30
Average Wager per Capita	46.62
<i>(Based on Taxable Admissions)</i>	

Total Paid Attendance	607,637
Average Paid Attendance per Performance	6,016
<i>Net Commission = 17% of P-M Handle less \$170.00 Track Allowance per Race</i>	

STATE REVENUE

3/17 of Net Commission (Counties)	\$ 813,428.97
2/17 of Net Commission (Old Age Assistance)	542,285.98
2/17 of Net Commission (Counties)	542,285.98
25% of Breaks (Counties)	35,799.01
75% of Breaks (Old Age Assistance)	107,398.42
Admission Tax (Counties)	65,909.76
	<u>\$ 2,107,108.12</u>
Occupational Licenses (Counties)	950.75
Total State Revenue	<u>\$ 2,108,058.87</u>

TRACK REVENUE

1213 Races @ \$170.00 Allowance per Race	\$ 206,210.00
10/17 of Net Commission	2,711,429.90
Total Track Revenue (10.30%)	<u>\$ 2,917,639.90</u>
Distributed to Public from P-M Handle (82.49%)	\$23,368,460.74
Distributed to Public from Track for Minus Pool	1,138.36
Total Distributed to Public	<u>\$23,369,599.10</u>
Percentage of Daily Double to Total Pool	4.17%
Percentage of Twin Double to Total Pool	5.44%
Percentage of Perfecta to Total Pool	6.67%
Percentage of Quiniela to Total Pool	65.65%
Percentage of Breaks to Total Pool	0.51%

44

Pool Classification	Amount Wagered	\$50.00 Wagers		\$10.00 Wagers		\$3.00 Wagers		\$2.00 Wagers	
		Number	Amount	Number	Amount	Number	Amount	Number	Amount
Daily Double	\$ 1,181,328.00	-	\$ -	11,784	\$ 117,840.00	-	\$ -	531,744	\$ 1,063,488.00
Twin Double	1,542,296.00	-	-	40,322	403,220.00	-	-	569,538	1,139,076.00
Perfecta	1,889,205.00	-	-	-	-	629,735	1,889,205.00	-	-
Quiniela	18,596,088.00	-	-	345,328	3,453,280.00	-	-	7,571,404	15,142,808.00
Win	2,576,510.00	2,748	137,400.00	98,625	986,250.00	-	-	726,430	1,452,860.00
Place	1,393,902.00	893	44,650.00	36,778	367,780.00	-	-	490,736	981,472.00
Show	1,147,970.00	744	37,200.00	25,280	252,800.00	-	-	428,985	857,970.00
TOTAL	\$28,327,299.00	4,385	\$219,250.00	558,117	\$5,581,170.00	629,735	\$1,889,205.00	10,318,837	\$20,637,674.00

Extra days held for the benefit of the Board of Regents and charities are not included above.

FLORIDA JAI ALAI, INC.

Jai Alai - Fern Park

105 Playing Days - October 7, 1966 to February 13, 1967, Incl. - 159 Performances

Pari-Mutuel Handle	\$ 6,888,483.00
Average Performance	43,323.79
Average Wager per Capita	35.65

(Based on Taxable Admissions)

STATE REVENUE

3% of P-M Handle (Counties)	\$ 206,654.49
2% of P-M Handle (Old Age Assistance)	137,769.66
50% of Breaks (Old Age Assistance)	9,659.72
Admission Tax (Counties)	20,810.62
	<u>\$ 374,894.49</u>
Occupational Licenses (Counties)	895.25
Total State Revenue	<u>\$ 375,789.74</u>

Total Paid Attendance	193,254
Average Paid Attendance per Performance	1,215

FRONTON REVENUE FROM P-M HANDLE

12% of P-M Handle	\$ 826,617.96
50% of Breaks	9,658.30
Total Fronton Revenue (12.14%)	<u>\$ 836,276.26</u>
Distributed to Public from P-M Handle (82.72%)	\$ 5,698,122.87
Distributed to Public from Fronton for Minus Pool63
Total Distributed to Public	<u>\$ 5,698,123.50</u>
Percentage of Daily Double to Total Pool	4.68%
Percentage of Quiniela to Total Pool	60.74%
Percentage of Perfecta to Total Pool	27.00%
Percentage of Breaks to Total Pool	0.28%

45

Pool Classification	Amount Wagered	\$5.00 Wagers		\$3.00 Wagers		\$2.00 Wagers	
		Number	Amount	Number	Amount	Number	Amount
Daily Double	\$ 322,718.00	-	\$ -	-	\$ -	161,359	\$ 322,718.00
Quiniela	4,184,134.00	-	-	-	-	2,092,067	4,184,134.00
Perfecta	1,860,021.00	-	-	620,007	1,860,021.00	-	-
Win	165,466.00	4,380	21,900.00	-	-	71,783	143,566.00
Place	177,126.00	3,022	15,110.00	-	-	81,008	162,016.00
Show	179,018.00	2,586	12,930.00	-	-	83,044	166,088.00
TOTAL	\$6,888,483.00	9,988	\$49,940.00	620,007	\$1,860,021.00	2,489,261	\$4,978,522.00

Closed December 23, 24, 1966; January 3, 1967.

Extra days held for the benefit of the Board of Regents and charities are not included above.

THE FRONTON, INC.

Jai Alai - West Palm Beach

105 Playing Days - December 3, 1966 to April 8, 1967, Incl. - 122 Performances

Pari-Mutual Handle	\$ 5,006,591.00
Average Performance	41,037.63
Average Wager per Capita	27.01
<i>(Based on Taxable Admissions)</i>	

Total Paid Attendance	185,349
Average Paid Attendance per Performance	1,519

STATE REVENUE

3% of P-M Handle (Counties)	\$ 150,197.73
2% of P-M Handle (Old Age Assistance)	100,131.82
50% of Breaks (Old Age Assistance)	8,524.94
Admission Tax (Counties)	19,547.54
	<u>\$ 278,402.03</u>
Occupational Licenses (Counties)	910.25
Total State Revenue	<u>\$ 279,312.28</u>

FRONTON REVENUE FROM P-M HANDLE

12% of P-M Handle	\$ 600,790.92
50% of Breaks	8,524.39
Total Fronton Revenue (12.17%)	<u>\$ 609,315.31</u>
Total Distributed to Public from P-M Handle (82.66%)	<u>\$ 4,138,421.20</u>
Percentage of Daily Double to Total Pool	9.31%
Percentage of Quiniela to Total Pool	57.15%
Percentage of Perfecta to Total Pool	23.02%
Percentage of Breaks to Total Pool	0.34%

46

Pool Classification	Amount Wagered	\$5.00 Wagers		\$3.00 Wagers		\$2.00 Wagers	
		Number	Amount	Number	Amount	Number	Amount
Daily Double	\$ 466,233.00	-	\$ -	155,411	\$ 466,233.00	-	\$ -
Quiniela	2,861,054.00	-	-	-	-	1,430,527	2,861,054.00
Perfecta	1,152,722.00	1,732	8,660.00	381,354	1,144,062.00	-	-
Win	196,710.00	-	-	-	-	98,355	196,710.00
Place	174,754.00	-	-	-	-	87,377	174,754.00
Show	155,118.00	-	-	-	-	77,559	155,118.00
TOTAL	\$5,006,591.00	1,732	\$8,660.00	536,765	\$1,610,295.00	1,693,818	\$3,387,636.00

Closed December 24, 1966.

Extra days held for the benefit of the Board of Regents and charities are not included above.

GANDY OPERATING COMPANY, INC.

Jai Alai - Tampa

105 Playing Days - February 3 to June 10, 1967, Incl. - 105 Performances

Pari-Mutuel Handle	\$ 5,607,846.00
Average Performance	53,408.05
Average Wager per Capita	29.90
<i>(Based on Taxable Admissions)</i>	

STATE REVENUE

3% of P-M Handle (Counties)	\$ 168,235.38
2% of P-M Handle (Old Age Assistance)	112,156.92
50% of Breaks (Old Age Assistance)	9,526.89
Admission Tax (Counties)	20,368.39
	<u>\$ 310,287.58</u>
Occupational Licenses (Counties)	870.50
Total State Revenue	<u>\$ 311,158.08</u>

Total Paid Attendance	187,548
Average Paid Attendance per Performance	1,786

FRONTON REVENUE FROM P-M HANDLE

12% of P-M Handle	\$ 672,941.52
50% of Breaks	9,521.95
Total Fronton Revenue (12.17%)	<u>\$ 682,463.47</u>
Distributed to Public from P-M Handle (82.66%)	<u>\$ 4,635,463.34</u>
Distributed to Public from Fronton for Minus Pool	4.46
Total Distributed to Public	<u>\$ 4,635,467.80</u>
Percentage of Daily Double to Total Pool	6.94%
Percentage of Quiniela to Total Pool	58.79%
Percentage of Perfecta to Total Pool	25.17%
Percentage of Breaks to Total Pool	0.34%

47

Pool Classification	Amount Wagered	\$3.00 Wagers		\$2.00 Wagers		\$1.00 Wagers	
		Number	Amount	Number	Amount	Number	Amount
Daily Double	\$ 389,124.00	-	\$ -	194,562	\$ 389,124.00	-	\$ -
Quiniela	3,296,972.00	-	-	1,648,486	3,296,972.00	-	-
Perfecta	1,411,281.00	470,427	1,411,281.00	-	-	-	-
Win	196,653.00	-	-	75,788	151,576.00	45,077	45,077.00
Place	167,571.00	-	-	61,247	122,494.00	45,077	45,077.00
Show	146,245.00	-	-	60,584	101,168.00	45,077	45,077.00
TOTAL	\$5,607,846.00	470,427	\$1,411,281.00	2,030,667	\$4,061,334.00	135,231	\$135,231.00

Closed March 24, 1967.

Extra days held for the benefit of the Board of Regents and charities are not included above.

MIAMI JAI ALAI, INC.

Jai Alai - Miami

105 Playing Days - December 26, 1966 to May 1, 1967, Incl. - 105 Performances

Pari-Mutuel Handle	\$19,181,110.00
Average Performance	182,677.23
Average Wager per Capita	35.13
<i>(Based on Taxable Admissions)</i>	

STATE REVENUE

3% of P-M Handle (Counties)	\$ 575,433.30
2% of P-M Handle (Old Age Assistance)	383,622.20
50% of Breaks (Old Age Assistance)	28,163.29
Admission Tax (Counties)	85,410.68
	<u>\$ 1,072,629.47</u>
Occupational Licenses (Counties)	2,333.50
Total State Revenue	<u>\$ 1,074,962.97</u>

Total Paid Attendance	546,006
Average Paid Attendance per Performance	5,200

FRONTON REVENUE FROM P-M HANDLE

12% of P-M Handle	\$ 2,301,733.20
50% of Breaks	28,162.81
Total Fronton Revenue (12.15%)	<u>\$ 2,329,896.01</u>
Total Distributed to Public from P-M Handle (82.71%)	<u>\$15,863,995.20</u>
Percentage of Daily Double to Total Pool	6.14%
Percentage of Quiniela to Total Pool	60.54%
Percentage of Exacta to Total Pool	25.29%
Percentage of Breaks to Total Pool	0.29%

48

Pool Classification	Amount Wagered	\$50.00 Wagers		\$10.00 Wagers		\$5.00 Wagers		\$3.00 Wagers		\$2.00 Wagers	
		Number	Amount	Number	Amount	Number	Amount	Number	Amount	Number	Amount
Daily Double	\$ 1,177,731.00	-	\$ -	-	\$ -	-	\$ -	392,577	\$1,177,731.00	-	\$ -
Quiniela	11,612,880.00	-	-	20,241	202,410.00	70,270	351,350.00	-	-	5,529,560	11,059,120.00
Exacta	4,850,436.00	-	-	-	-	-	-	1,616,812	4,850,436.00	-	-
Win	714,627.00	140	7,000.00	6,246	62,460.00	32,863	164,315.00	-	-	240,426	480,852.00
Place	456,122.00	58	2,900.00	2,358	23,580.00	17,532	87,660.00	-	-	170,991	341,982.00
Show	369,314.00	35	1,750.00	1,725	17,250.00	13,402	67,010.00	-	-	141,652	283,304.00
TOTAL	\$19,181,110.00	233	\$11,650.00	30,570	\$305,700.00	134,067	\$670,335.00	2,009,389	\$6,028,167.00	6,082,629	\$12,165,258.00

Extra days held for the benefit of the Board of Regents and charities are not included above.

MONRO OPERATING COMPANY, INC.

Jai Alai - Dania

105 Playing Days - December 1, 1966 to April 6, 1967, Incl. - 105 Performances

Pari-Mutuel Handle	\$12,108,065.00
Average Performance	115,314.90
Average Wager per Capita	29.74
<i>(Based on Taxable Admissions)</i>	

Total Paid Attendance	407,195
Average Paid Attendance per Performance	3,878

FRONTON REVENUE FROM P-M HANDLE

STATE REVENUE	
3% of P-M Handle (Counties)	\$ 363,241.95
2% of P-M Handle (Old Age Assistance)	242,161.30
50% of Breaks (Old Age Assistance)	21,805.05
Admission Tax (Counties)	73,636.46
	<u>\$ 700,844.76</u>
Occupational Licenses (Counties)	2,084.75
Total State Revenue	<u>\$ 702,929.51</u>

12% of P-M Handle	\$ 1,452,967.80
50% of Breaks	<u>21,800.84</u>
Total Fronton Revenue (12.18%)	<u>\$ 1,474,768.64</u>
Distributed to Public from P-M Handle (82.64%)	\$10,006,088.06
Distributed to Public from Fronton for Minus Pool	3.74
Total Distributed to Public	<u>\$10,006,091.80</u>
Percentage of Daily Double to Total Pool	7.08%
Percentage of Quiniela to Total Pool	56.46%
Percentage of Correcta to Total Pool	24.10%
Percentage of Breaks to Total Pool	0.36%

49

Pool Classification	Amount Wagered	\$10.00 Wagers		\$5.00 Wagers		\$3.00 Wagers		\$2.00 Wagers	
		Number	Amount	Number	Amount	Number	Amount	Number	Amount
Daily Double	\$ 856,995.00	-	\$ -	-	\$ -	285,665	\$ 856,995.00	-	\$ -
Quiniela	6,835,818.00	33,812	338,120.00	-	-	-	-	3,248,849	6,497,698.00
Correcta	2,917,872.00	-	-	-	-	972,624	2,917,872.00	-	-
Win	743,658.00	12,327	123,270.00	17,648	88,240.00	-	-	266,074	532,148.00
Place	440,691.00	4,742	47,420.00	9,483	47,415.00	-	-	172,928	345,856.00
Show	313,031.00	2,583	25,830.00	5,245	26,225.00	-	-	130,488	260,976.00
TOTAL	\$12,108,065.00	53,464	\$534,640.00	32,376	\$161,880.00	1,258,289	\$3,774,867.00	3,818,339	\$7,636,678.00

Closed December 24, 1966.

Extra days held for the benefit of the Board of Regents and charities are not included above.

VOLUSIA JAI ALAI, INC.

Jai Alai - Daytona Beach

61 Playing Days - July 1 to September 10, 1966, Incl.	-	85 Performances
18 Playing Days - February 17 to March 11, 1967, Incl.	-	27 Performances
49 Playing Days - May 4 to June 30, 1967, Incl.	-	67 Performances
<u>128</u>		<u>179</u>

Pari-Mutuel Handle	\$ 8,058,118.00
Average Performance	45,017.42
Average Wager per Capita	34.97
<i>(Based on Taxable Admissions)</i>	

Total Paid Attendance	230,452
Average Paid Attendance per Performance	1,287

STATE REVENUE

3% of P-M Handle (Counties)	\$ 241,743.54
2% of P-M Handle (Old Age Assistance)	161,162.36
50% of Breaks (Old Age Assistance)	11,565.89
Admission Tax (Counties)	23,719.04
	<u>\$ 438,190.83</u>
Occupational Licenses (Counties)	1,275.25
Total State Revenue	<u>\$ 439,466.08</u>

FRONTON REVENUE FROM P-M HANDLE

12% of P-M Handle	\$ 966,974.16
50% of Breaks	11,561.13
Total Fronton Revenue (12.14%)	<u>\$ 978,535.29</u>
Distributed to Public from P-M Handle (82.71%)	\$ 6,665,110.92
Distributed to Public from Fronton for Minus Pool	3.88
Total Distributed to Public	<u>\$ 6,665,114.80</u>
Percentage of Daily Double to Total Pool	5.49%
Percentage of Quiniela to Total Pool	58.91%
Percentage of Perfecta to Total Pool	26.04%
Percentage of Big "Q" to Total Pool	1.37%
Percentage of Breaks to Total Pool	0.29%

50

Pool Classification	Amount Wagered	\$5.00 Wagers		\$3.00 Wagers		\$2.00 Wagers	
		Number	Amount	Number	Amount	Number	Amount
Daily Double	\$ 442,153.00	-	\$ -	41,881	\$ 125,643.00	158,255	\$ 316,510.00
Quiniela	4,747,242.00	-	-	-	-	2,373,621	4,747,242.00
Perfecta	2,098,662.00	-	-	699,554	2,098,662.00	-	-
Big "Q"	110,520.00	-	-	-	-	55,260	110,520.00
Win	209,841.00	5,201	26,005.00	-	-	91,918	183,836.00
Place	218,422.00	3,430	17,150.00	-	-	100,636	201,272.00
Show	231,278.00	2,820	14,100.00	-	-	108,589	217,178.00
TOTAL	\$8,058,118.00	11,451	\$57,255.00	741,435	\$2,224,305.00	2,888,279	\$5,776,558.00

Extra days held for the Board of Regents and charities are not included above.

TOURIST ATTRACTIONS, INC.

Harness Track - Pompano Beach

58 Racing Days - December 17, 1966 to February 27, 1967, Incl. - 58 Performances

Pari-Mutuel Handle	\$ 8,379,958.00
Average Performance	144,482.03
Average Wager per Capita	49.70
<i>(Based on Taxable Admissions)</i>	

Total Paid Attendance	168,627
Average Paid Attendance per Performance	2,907
<i>Net Commission = 17% of P-M Handle less \$170.00</i>	
<i>Track Allowance per Race</i>	

STATE REVENUE

3% of Net Commission (Counties)	\$ 251,398.74
2% of Net Commission (Old Age Assistance)	167,599.16
2% of Net Commission (Counties)	167,599.16
50% of Breaks (Old Age Assistance)	47,126.51
Admission Tax (Counties)	26,950.53
	<u>\$ 660,674.10</u>
Occupational Licenses (Counties)	16,981.75
Assumed Names (Counties)	1,500.00
Color Registrations (Counties)	159.00
Total State Revenue	<u>\$ 679,314.85</u>

TRACK REVENUE

10% of P-M Handle	<u>\$ 837,995.80</u>
Total Distributed to Public from P-M Handle (81.88%)	<u>\$ 6,861,112.40</u>
Percentage of Daily Double to Total Pool	7.26%
Percentage of Perfecta to Total Pool	21.19%
Percentage of Breaks to Total Pool	1.12%

51

Pool Classification	Amount Wagered	\$50.00 Wagers		\$10.00 Wagers		\$5.00 Wagers		\$2.00 Wagers	
		Number	Amount	Number	Amount	Number	Amount	Number	Amount
Daily Double	\$ 608,040.00	-	\$ -	10,423	\$ 104,230.00	-	\$ -	251,905	\$ 503,810.00
Perfecta	1,775,984.00	-	-	46,380	463,800.00	-	-	656,092	1,312,184.00
Win	3,452,504.00	6,595	329,750.00	131,552	1,315,520.00	93,656	468,280.00	669,477	1,338,954.00
Place	1,523,428.00	2,130	106,500.00	40,808	408,080.00	48,076	240,380.00	384,234	768,468.00
Show	1,020,002.00	758	37,900.00	18,446	184,460.00	21,368	106,840.00	345,401	690,802.00
TOTAL	\$8,379,958.00	9,483	\$474,150.00	247,609	\$2,476,090.00	163,100	\$815,500.00	2,307,109	\$4,614,218.00

Closed December 24, 1966.

Extra days held for the benefit of the Board of Regents and charities are not included above.

TOURIST ATTRACTIONS, INC.

Harness Track - Coral Gables

35 Racing Days - February 28 to April 8, 1967, Incl. - 35 Performances

Pari-Mutuel Handle	\$ 2,700,095.00
Average Performance	77,145.57
Average Wager per Capita	43.67

(Based on Taxable Admissions)

Total Paid Attendance	61,823
Average Paid Attendance per Performance	1,766
<i>.Net Commission = 17% of P-M Handle less \$170.00</i>	
<i>Track Allowance per Race</i>	

STATE REVENUE

3% of Net Commission (Counties)	\$ 81,002.85
2% of Net Commission (Old Age Assistance)	54,001.90
2% of Net Commission (Counties)	54,001.90
50% of Breaks (Old Age Assistance)	12,996.18
Admission Tax (Counties)	19,364.11
	<u>\$ 221,366.94</u>
Occupational Licenses (Counties)	1,277.25
Assumed Names (Counties)	200.00
Color Registrations (Counties)	7.00
Total State Revenue	<u>\$ 222,851.19</u>

TRACK REVENUE

10% of P-M Handle	<u>\$ 270,009.50</u>
Distributed to Public from P-M Handle (82.04%)	\$ 2,215,086.67
Distributed to Public from Track for Minus Pool	862.93
Total Distributed to Public	<u>\$ 2,215,949.60</u>
Percentage of Daily Double to Total Pool	5.81%
Percentage of Perfecta to Total Pool	33.38%
Percentage of Quiniela to Total Pool	5.60%
Percentage of Breaks to Total Pool	0.96%

52

Pool Classification	Amount Wagered	\$50.00 Wagers		\$10.00 Wagers		\$5.00 Wagers		\$3.00 Wagers		\$2.00 Wagers	
		Number	Amount	Number	Amount	Number	Amount	Number	Amount	Number	Amount
Daily Double	\$ 156,800.00	-	\$ -	2,614	\$ 26,140.00	-	\$ -	-	\$ -	65,330	\$ 130,660.00
Perfecta	901,193.00	-	-	22,186	221,860.00	8,268	41,340.00	190,377	571,131.00	33,431	66,862.00
Quiniela	151,146.00	-	-	2,845	28,450.00	-	-	-	-	61,348	122,696.00
Win	873,546.00	2,103	105,150.00	29,549	295,490.00	25,014	125,070.00	-	-	173,918	347,836.00
Place	368,068.00	435	21,750.00	9,545	95,450.00	10,142	50,710.00	-	-	100,079	200,158.00
Show	249,342.00	222	11,100.00	4,988	49,880.00	4,808	24,040.00	-	-	82,161	164,322.00
TOTAL	\$ 2,700,095.00	2,760	\$ 138,000.00	71,727	\$ 717,270.00	48,232	\$ 241,160.00	190,377	\$ 571,131.00	516,267	\$ 1,032,534.00

Extra days held for the benefit of the Board of Regents and charities are not included above.

FLORIDA DOWNS, INC.

Horse Track - Oldsmar

50 Racing Days - January 20 to April 1, 1967, Incl. - 50 Performances

Pari-Mutuel Handle	\$ 9,045,037.00
Average Daily Handle	180,900.74
Average Wager per Capita	78.05
<i>(Based on Taxable Admissions)</i>	

STATE REVENUE

3% of P-M Handle (Flat Rate of \$3,750.00 per day) (Counties)	\$ 187,500.00
5% of P-M Handle (Flat Rate of \$1,250.00 per day) (Old Age Assistance)	62,500.00
50% of Breaks (Old Age Assistance)	59,139.06
Admission Tax (Counties)	22,680.94
	\$ 331,820.00
Occupational Licenses (Counties)	10,962.25
Assumed Names (Counties)	600.00
Color Registrations (Counties)	397.00
Total State Revenue	\$ 343,779.25

Total Paid Attendance	115,882
Average Daily Paid Attendance	2,318

TRACK REVENUE FROM P-M HANDLE

Track Share of P-M Handle after Flat Rate to State is Deducted (12.24%)	\$ 1,106,755.55
Distributed to Public from P-M Handle (83.69%)	\$ 7,570,003.60
Distributed to Public from Track for Minus Pool40
Total Distributed to Public	\$ 7,570,004.00
Percentage of Daily Double to Total Pool	8.67%
Percentage of Perfecta to Total Pool	12.21%
Percentage of \$50.00 Wagers to Total Pool	6.36%
Percentage of \$10.00 Wagers to Total Pool	28.38%
Percentage of \$5.00 Wagers to Total Pool	11.89%
Percentage of \$2.00 Wagers to Total Pool	53.37%
Percentage of Total Breaks to Total Pool	1.31%

53

Pool Classification	Amount Wagered	\$50.00 Wagers		\$10.00 Wagers		\$5.00 Wagers		\$2.00 Wagers	
		Number	Amount	Number	Amount	Number	Amount	Number	Amount
Daily Double	\$ 784,168.00	—	\$ —	6,272	\$ 62,720.00	—	\$ —	360,724	\$ 721,448.00
Perfecta	1,104,280.00	—	—	9,673	96,730.00	—	—	503,775	1,007,550.00
Win	3,773,695.00	6,816	340,800.00	145,710	1,457,100.00	120,073	600,365.00	687,715	1,375,430.00
Place	1,938,747.00	2,570	128,500.00	61,446	614,460.00	60,299	301,495.00	447,146	894,292.00
Show	1,444,147.00	2,115	105,750.00	33,589	335,890.00	34,787	173,935.00	414,286	828,572.00
TOTAL	\$9,045,037.00	11,501	\$575,050.00	256,690	\$2,566,900.00	215,159	\$1,075,795.00	2,413,646	\$4,827,292.00

Closed February 13, 20, 27; March 6, 13, 20, 24, 1967.

Extra days held for the benefit of the Board of Regents and charities are not included above.

GULFSTREAM PARK RACING ASSOCIATION, INC.

Horse Track - Hallandale

40 Racing Days - March 4 to April 20, 1967, Incl. - 40 Performances

Pari-Mutuel Handle	\$54,911,593.00
Average Daily Handle	1,372,789.82
Average Wager per Capita	128.34
<i>(Based on Taxable Admissions)</i>	

STATE REVENUE

3% of P-M Handle (Counties)	\$ 1,647,347.79
5% of P-M Handle (Old Age Assistance)	2,745,579.65
50% of Breaks (Old Age Assistance)	296,527.28
Admission Tax (Counties)	145,363.64
	<u>\$ 4,834,818.36</u>
Occupational Licenses (Counties)	4,379.25
Assumed Names (Counties)	850.00
Color Registrations (Counties)	113.00
Total State Revenue	<u>\$ 4,840,160.61</u>

Total Paid Attendance	427,858
Average Daily Paid Attendance	10,696

TRACK REVENUE FROM P-M HANDLE

7% of P-M Handle	<u>\$ 3,843,811.51</u>
Distributed to Public from P-M Handle (83.92%)	\$46,081,799.70
Distributed to Public from Track for Minus Pool	1,935.90
Total Distributed to Public	<u>\$46,083,735.60</u>
Percentage of Daily Double to Total Pool	8.72%
Percentage of Perfecta to Total Pool	12.64%
Percentage of \$100.00 Wagers to Total Pool	12.32%
Percentage of \$50.00 Wagers to Total Pool	13.16%
Percentage of \$10.00 Wagers to Total Pool	26.79%
Percentage of \$5.00 Wagers to Total Pool	13.09%
Percentage of \$2.00 Wagers to Total Pool	34.64%
Percentage of Total Breaks to Total Pool	1.08%

54

Pool Classification	Amount Wagered	\$100.00 Wagers		\$50.00 Wagers		\$10.00 Wagers		\$5.00 Wagers		\$2.00 Wagers	
		Number	Amount	Number	Amount	Number	Amount	Number	Amount	Number	Amount
Daily Double . . .	\$ 4,787,182.00	-	\$ -	-	\$ -	117,680	\$ 1,176,800.00	101,504	\$ 507,520.00	1,551,431	\$ 3,102,862.00
Perfecta	6,938,626.00	-	-	-	-	271,988	2,719,880.00	-	-	2,109,373	4,218,746.00
Win	26,978,988.00	47,950	4,795,000.00	93,008	4,650,400.00	767,755	7,677,550.00	758,560	3,792,800.00	3,031,619	6,063,238.00
Place	9,643,463.00	11,632	1,163,200.00	31,344	1,567,200.00	206,075	2,060,750.00	343,777	1,718,885.00	1,566,714	3,133,428.00
Show	6,563,334.00	8,067	806,700.00	20,158	1,007,900.00	107,446	1,074,460.00	233,756	1,168,780.00	1,252,747	2,505,494.00
TOTAL	\$54,911,593.00	67,649	\$6,764,900.00	144,510	\$7,225,500.00	1,470,944	\$14,709,440.00	1,437,597	\$7,187,985.00	9,511,884	\$19,023,768.00

Closed March 24, 1967

Extra days held for the benefit of the Board of Regents and charities are not included above.

HIALEAH RACE COURSE, INC.

Horse Track - Hialeah

40 Racing Days - January 17 to March 3, 1967, Incl. - 40 Performances

Pari-Mutuel Handle	\$73,108,007.00
Average Daily Handle	1,827,700.17
Average Wager per Capita	126.60
<i>(Based on Taxable Admissions)</i>	

Total Paid Attendance	577,463
Average Daily Paid Attendance	14,436

STATE REVENUE

3% of P-M Handle (Counties)	\$ 2,193,240.21
5% of P-M Handle (Old Age Assistance)	3,655,400.35
50% of Breaks (Old Age Assistance)	381,001.10
Admission Tax (Counties)	191,591.26
	<u>\$ 6,421,232.92</u>
Occupational Licenses (Counties)	9,516.00
Assumed Names (Counties)	2,550.00
Color Registrations (Counties)	243.00
Total State Revenue	<u>\$ 6,433,541.92</u>

TRACK REVENUE FROM P-M HANDLE

7% of P-M Handle	<u>\$ 5,117,560.49</u>
Distributed to Public from P-M Handle (83.96%)	\$61,379,803.95
Distributed to Public from Track for Minus Pool	21,161.25
Total Distributed to Public	<u>\$61,400,965.20</u>
Percentage of Daily Double to Total Pool	9.19%
Percentage of Perfecta to Total Pool	7.30%
Percentage of \$100.00 Wagers to Total Pool	9.43%
Percentage of \$50.00 Wagers to Total Pool	18.55%
Percentage of \$10.00 Wagers to Total Pool	26.15%
Percentage of \$5.00 Wagers to Total Pool	13.74%
Percentage of \$2.00 Wagers to Total Pool	32.13%
Percentage of Total Breaks to Total Pool	1.04%

55

Pool Classification	Amount Wagered	\$100.00 Wagers		\$50.00 Wagers		\$10.00 Wagers		\$5.00 Wagers		\$2.00 Wagers	
		Number	Amount	Number	Amount	Number	Amount	Number	Amount	Number	Amount
Daily Double . . .	\$ 6,721,392.00	-	\$ -	-	\$ -	172,588	\$ 1,725,880.00	177,050	\$ 885,250.00	2,055,131	\$ 4,110,262.00
Perfecta	5,338,874.00	-	-	-	-	184,921	1,849,210.00	103,750	518,750.00	1,485,457	2,970,914.00
Win	38,976,108.00	47,791	4,779,100.00	179,937	8,996,850.00	1,124,627	11,246,270.00	1,017,702	5,088,510.00	4,432,689	8,865,378.00
Place	13,801,249.00	12,341	1,234,100.00	55,504	2,775,200.00	289,137	2,891,370.00	421,863	2,109,315.00	2,395,632	4,791,264.00
Show	8,270,384.00	8,834	883,400.00	35,854	1,792,700.00	140,362	1,403,620.00	288,042	1,440,210.00	1,375,227	2,750,454.00
TOTAL	\$73,108,007.00	68,966	\$6,896,600.00	271,295	\$13,564,750.00	1,911,635	\$19,116,350.00	2,008,407	\$10,042,035.00	11,744,136	\$23,488,272.00

SEMINOLE PARK AND FAIRGROUNDS, INC.

Horse Track - Casselberry

31 Racing Days - April 21 to June 10, 1967, Incl. - 31 Performances

Pari-Mutuel Handle	\$ 1,824,265.00
Average Daily Handle	58,847.25
Average Wager per Capita	44.41
<i>(Based on Taxable Admissions)</i>	

Total Paid Attendance	41,077
Average Daily Paid Attendance	1,325

STATE REVENUE

Daily License Fee Based on P-M Handle (Counties)	\$ 39,000.00
Daily License Fee Based on P-M Handle (Old Age Assistance)	13,000.00
50% of Breaks (Old Age Assistance)	12,915.37
Admission Tax (Counties)	6,133.05
	\$ 71,048.42
Occupational Licenses (Counties)	3,816.75
Assumed Names (Counties)	250.00
Color Registrations (Counties)	125.00
Total State Revenue	\$ 75,240.17

TRACK REVENUE FROM P-M HANDLE

Track Share of P-M Handle after License Fee to State is Deducted (12.15%)	\$ 221,639.75
Distributed to Public from P-M Handle (83.58%)	\$ 1,524,794.65
Distributed to Public from Track for Minus Pool	708.15
Total Distributed to Public	\$ 1,525,502.80
Percentage of Daily Double to Total Pool	5.24%
Percentage of Quiniela to Total Pool	5.60%
Percentage of Perfecta to Total Pool	7.36%
Percentage of \$50.00 Wagers to Total Pool	5.45%
Percentage of \$10.00 Wagers to Total Pool	30.28%
Percentage of \$5.00 Wagers to Total Pool	11.10%
Percentage of \$2.00 Wagers to Total Pool	53.17%
Percentage of Total Breaks to Total Pool	1.42%

Pool Classification	Amount Wagered	\$50.00 Wagers		\$10.00 Wagers		\$5.00 Wagers		\$2.00 Wagers	
		Number	Amount	Number	Amount	Number	Amount	Number	Amount
Daily Double	\$ 95,648.00	-	\$ -	767	\$ 7,670.00	-	\$ -	43,989	\$ 87,978.00
Quiniela	102,222.00	-	-	772	7,720.00	-	-	47,251	94,502.00
Perfecta	134,290.00	-	-	907	9,070.00	-	-	62,610	125,220.00
Win	811,122.00	1,331	66,550.00	33,289	332,890.00	22,876	114,380.00	148,651	297,302.00
Place	377,658.00	375	18,750.00	12,369	123,690.00	10,912	54,560.00	90,329	180,658.00
Show	303,325.00	283	14,150.00	7,139	71,390.00	6,717	33,585.00	92,100	184,200.00
TOTAL	\$1,824,265.00	1,989	\$99,450.00	55,243	\$552,430.00	40,505	\$202,525.00	484,930	\$969,860.00

Closed April 27; May 4, 8, 15, 22, 23, 24; June 4, 5, 6, 7, 1967.

Extra days held for the benefit of the Board of Regents and charities are not included above.

TROPICAL PARK, INC.
Horse Track - Coral Gables

40 Racing Days - December 1, 1966 to January 16, 1967, Incl. - 40 Performances

Pari-Mutual Handle	\$38,386,392.00
Average Daily Handle	959,659.80
Average Wager per Capita	142.03
<i>(Based on Taxable Admissions)</i>	

Total Paid Attendance	270,265
Average Daily Paid Attendance	6,756

TRACK REVENUE FROM P-M HANDLE

7% of P-M Handle	<u>\$ 2,687,047.44</u>
Distributed to Public from P-M Handle (83.96%)	\$32,227,866.40
Distributed to Public from Track for Minus Pool	<u>6,054.00</u>
Total Distributed to Public	<u>\$32,233,920.40</u>

STATE REVENUE

3% of P-M Handle (Counties)	\$ 1,151,591.76
5% of P-M Handle (Old Age Assistance)	1,919,319.60
50% of Breaks (Old Age Assistance)	200,283.52
Admission Tax (Counties)	<u>90,404.13</u>
	\$ 3,361,599.01
Occupational Licenses (Counties)	39,856.50
Assumed Names (Counties)	9,150.00
Color Registrations (Counties)	<u>1,240.00</u>
Total State Revenue	<u>\$ 3,411,845.51</u>

Percentage of Daily Double to Total Pool	8.86%
Percentage of Option Twin Double to Total Pool	6.56%
Percentage of Perfecta to Total Pool	4.95%
Percentage of \$100.00 Wagers to Total Pool	4.10%
Percentage of \$50.00 Wagers to Total Pool	23.68%
Percentage of \$10.00 Wagers to Total Pool	27.27%
Percentage of \$5.00 Wagers to Total Pool	12.53%
Percentage of \$2.00 Wagers to Total Pool	32.42%
Percentage of Total Breaks to Total Pool	1.04%

57

Pool Classification	Amount Wagered	\$100.00 Wagers		\$50.00 Wagers		\$10.00 Wagers		\$5.00 Wagers		\$2.00 Wagers	
		Number	Amount	Number	Amount	Number	Amount	Number	Amount	Number	Amount
Daily Double	\$ 3,401,672.00	-	\$ -	5,540	\$ 277,000.00	99,930	\$ 999,300.00	-	\$ -	1,062,686	\$ 2,125,372.00
Option Twin											
Double	2,517,544.00	-	-	-	-	91,691	916,910.00	-	-	800,317	1,600,634.00
Perfecta	1,899,836.00	-	-	-	-	76,316	763,160.00	-	-	568,338	1,136,676.00
Win	19,734,403.00	12,968	1,296,800.00	113,629	5,681,450.00	563,047	5,630,470.00	559,273	2,796,365.00	2,164,659	4,329,318.00
Place	6,572,960.00	2,039	203,900.00	36,550	1,827,500.00	146,040	1,460,400.00	240,316	1,201,580.00	939,790	1,879,580.00
Show	4,259,977.00	724	72,400.00	26,067	1,303,350.00	69,679	696,790.00	162,657	813,285.00	687,076	1,374,152.00
TOTAL	\$38,386,392.00	15,731	\$1,573,100.00	181,786	\$9,089,300.00	1,046,703	\$10,467,030.00	962,246	\$4,811,230.00	6,222,866	\$12,445,732.00

Extra days held for the benefit of the Board of Regents and charities are not included above.

