

38th
Annual Report
of the
Florida State Racing
Commission

to the

HONORABLE CLAUDE R. KIRK
Governor of Florida

FOR THE FISCAL YEAR ENDING
June 30, 1969




L. B. WALKER, *Chairman*
L. D. PLANTE, *Secretary*
FRED J. ACKEL, D.D.S., *Member*
ALFRED S. AUSTIN, *Member*
JAMES W. TAYLOR, *Member*

F351.76s
W131

38th

FLORIDA STATE LIBRARY





GOVERNOR CLAUDE R. KIRK

Members of the
FLORIDA STATE RACING COMMISSION



L. B. WALKER, *Chairman*



L. D. PLANTE, *Secretary*




FRED J. ACKEL, D.D.S.



ALFRED S. AUSTIN



JAMES W. TAYLOR



38th
Annual Report
of the
**Florida State Racing
Commission**

to the

HONORABLE CLAUDE R. KIRK
Governor of Florida

FOR THE FISCAL YEAR ENDING
June 30, 1969



L. B. WALKER, *Chairman*
L. D. PLANTE, *Secretary*
FRED J. ACKEL, D.D.S., *Member*
ALFRED S. AUSTIN, *Member*
JAMES W. TAYLOR, *Member*

TABLE OF CONTENTS

COMMENTARY	3 thru 17
PAID ATTENDANCE, P/M HANDLE, STATE REVENUE Season 1931-32 thru 1968-69 (Exhibit A)	18
STATEMENT OF RECEIPTS AND EXPENDITURES (Exhibit B)	19 thru 22
SUMMARY OF RACING REVENUES (Exhibit C)	Insert
SCHOLARSHIP FUND DAY RECEIPTS (Exhibit D)	23
EDUCATIONAL SURVEY TRUST FUND RECEIPTS (Exhibit D)	23
ESCHEAT PARI-MUTUEL TICKETS RECEIPTS (Exhibit E)	24
FLORIDA HORSE RACING PROMOTION TRUST FUND (Exhibit F)	25
ADDITIONAL DAYS GRANTED FOR CHARITABLE PURPOSES (Exhibit G)	26-27
RACING REVENUE COLLECTED BY GEOGRAPHIC LOCATIONS (Exhibit H)	28
LIST OF OFFICERS AND DIRECTORS OF ASSOCIATIONS (Exhibit I)	29 thru 34
ASSOCIATION STATISTICAL SUMMARIES:	
Dog Tracks	35 thru 51
Jai Alai Frontons	52 thru 57
Harness Tracks	58
Horse Tracks	59 thru 62

Thirty-eighth Annual Report

to the

GOVERNOR OF FLORIDA

from

THE FLORIDA STATE RACING COMMISSION

JULY 1, 1968 THROUGH JUNE 30, 1969

July 1, 1969

His Excellency Claude R. Kirk
Governor of Florida
Tallahassee, Florida

Dear Sir:

In compliance with the requirements of Chapter 550.02, subsection 2, Florida Statutes, the Florida State Racing Commission submits this, its Thirty-Eighth Annual Report for the period beginning July 1, 1968, and ending with the close of business on June 30, 1969.

During the year in review, the membership of the Commission consisted of the following named persons:

First District : James L. Lee, Sr., Tampa
July 1 through January 6, 1969

Alfred S. Austin, Tampa
January 7, 1969 to present

Second District : James W. Taylor, Jacksonville

Third District : L. B. Walker, Panama City

Fourth District : Louie Bandel, Miami
July 1, through July 11, 1968

Fred J. Ackel, DDS, Ft. Lauderdale
September 22, 1968 to present

Fifth District : L. D. Plante, Oviedo

During the year in review, L. B. Walker and L. D. Plante served as Chairman and Secretary of the Commission respectively.

The Attorney for the Commission during this period was Judson A. Samuels of Hollywood.

The Commission held all of its formal meetings during the year in Miami on the following dates: July 22, August 12, October 11, and November 15 in 1968; January 10, January 31, March 19 and May 9 in 1969.

PERMIT HOLDERS

There are thirty valid permits to conduct pari-mutuel wagering in the varied fields of thoroughbred, harness horse, quarter horse, greyhound racing and jai alai frontons operating under the jurisdiction of the Florida State Racing Commission.

During the year in review racing activities were conducted by twenty-eight of these permit holders under licenses issued by your Commission. Seventeen permit holders operated greyhound tracks, four operated jai alai frontons, four operated thoroughbred horse tracks and one operated a harness track. Detailed statistical analyses of each of these operations are included as Exhibits to this report.

We are pleased to report that one new permittee, the Keys Racing Association, Ltd., whose permit had been ratified by the electors in Monroe County, became active during 1969 and from all indications will prove to be a success in this location. This is the first time this track has been in operation since 1963. Of the total number of valid permits, two are presently inactive. One such permit is issued for Seminole Park and Fairgrounds, Inc., a horse track in Casselberry, which operated during 1967, but due to financial difficulties has been dormant for the past two years. It is anticipated that this track will again open in 1970. The other inactive permit is issued to Bayard Raceways, Inc., which holds the right to conduct racing at the Ponce de Leon Raceway, Bayard, Florida. This track has been dormant for the past nine years.

ADMINISTRATION

George D. Johnson, Jr., Supervisor of Racing, administered the many and varied activities of the Commission. He was ably assisted by Dr. P. H. Dougherty, Laboratory Director; Tom C. Parker, Chief Investigator; and Tom G. Ozmer, Jr., Administrative Assistant.

The records of all racing activities in the State are maintained and controlled at the Commission Office located in the State Office Building, 1350 N. W. 12th Avenue, Room 510, Miami, Florida. Since this report contains but a small fraction of these records, any additional information will be gladly furnished upon request.

As reported to you in our thirty-seventh Annual Report, the Commission had authorized an in-depth study of the Pari-Mutuel Industry by the First Research Corporation of Miami, covering the present structure of the industry and projecting its future over a ten year period. This study was completed and delivered during this year in review and we have forwarded a copy to you for your study. We feel this report to be most beneficial in assisting our board to administer the Statutes and the Rules.

Also reported to you in our last Annual Report, was the policy of holding training seminars to better affect a closer working relationship between those State employees working in the Miami office and at the tracks. Two more such seminars were held during the past year, one in Orlando in September; the second, in Fort Lauderdale in December. Both were well attended and we found them to be of great benefit and assistance to our staff.

The complete review of all Rules and Regulations promulgated by this body has continued. During the past year, the horse and harness books were completely reviewed and updated, and a good start has been made on the jai alai book, which we plan to complete during this coming fiscal year.

Experimental dog and horse drug administrations were conducted during the year on twelve specimen drugs, for the express purpose of bettering the knowledge of our Laboratory and Investigative personnel. The findings from these experiments have been formally reported to the Association of Official Racing Chemists and have been a great assist to our board when stimulation and medication cases are brought before it.

INVESTIGATION DEPARTMENT

In order to better protect the public the Racing Commission maintains an investigation department whose duty is to enforce the laws of Florida and the rules and regulations of racing as promulgated by the Commission. This department works closely with the local law enforcement agencies and the tracks' own security forces to effectively promote and correlate the investigation of all illegal activities at the race tracks and frontons of the State.

This department also concerns itself with the enforcement of the commonly called "85% law" which requires that at least this percentage of the employees at each track or fronton be bona fide Florida residents and that such a percentage of the weekly payroll be paid to them. This law assures local residents of a fair opportunity for employment at the tracks.

During the past fiscal year this Agency, together with the various track security departments, was instrumental in the ejection of 236 undesirables from the grounds of the various associations, and 190 investigations were conducted on such other matters as illegal medications, patron reinstatements, etc.

The Statutes require that all persons employed in the industry be licensed, fingerprinted and photographed. The Investigation Department is responsible for the supervision of this activity and, through the use of data processing equipment, maintains a complete up-to-date record on each person. During the past season 21,955 occupational licenses were issued. Of this number 7,457 persons required new fingerprints and photographs.

LABORATORY

The Commission Laboratory, the oldest of its kind in the United States, enjoys a top reputation among the racing laboratories of the world. Its function is the detection of micro quantities of drugs in the saliva and urine of racing animals which might affect their performance. Such samples are taken by licensed veterinarians who are employed by the Commission.

During the year in review a record 24,886 samples were received, with a total of 28,836 analyses being performed on them. The cost per sample was \$2.43. Of these samples only 20 (11 greyhound, 8 horse, 1 harness) were identified as chemically positive and appropriate investigative action taken. In addition to its analytical purposes, the laboratory also maintains an active and continuous research program of new drugs. It also conducts evaluations of new analytical methods and metabolite excretion studies.

NATIONAL COORDINATION

Members of the Florida State Racing Commission are members of the National Association of State Racing Commissioners, an organization made up of Commissioners from all of the various States having legalized Pari-mutuel activities. Through the exchange of information and ideas, the

National Association is of great benefit to each member of the Association. Under a reciprocity agreement, each State recognizes rulings made by any other State Racing Board.

The 1969 Convention was held in Los Angeles, California, during February, where Florida was honored by the election of our chairman, L. B. Walker, to the office of third vice-president of the National Association. Those attending, in addition to Chairman Walker, were Commissioner Fred J. Ackel, D.D.S., George D. Johnson, Jr., Supervisor and Tom C. Parker, Chief Investigator.

This was the first convention in which the Greyhound Associations took an active part. Heretofore, the NASRC has devoted its time exclusively to thoroughbred and harness racing. Now it is truly an all encompassing organization.

The Association of Official Racing Chemists also held their Convention in Los Angeles in conjunction with the National Association of State Racing Commissioners. Florida was represented by Dr. P. H. Dougherty, Laboratory Director. Florida will be the host State for the 1970 convention as it is planned to be held during the month of March in Miami.

SCOPE OF RACING

A nationwide trend during the last racing season to permit women to compete as jockeys reached its climax during the winter horse racing season here in Florida. Our State was privileged to be the first in the country to license females to compete alongside the men in regular races.

The first female jockey applicant was Miss Barbara Jo Rubin, who was granted her license on January 4, 1969. She was unable to ride competitively due to a boycott by the male jockeys at Tropical Park on January 15. The Commission took jurisdiction in this action by the imposition of fines and a severe warning to cease such practices. These fines and rulings were subsequently lifted by the Commission after the male jockeys had shown good faith in accepting the female riders.

At Hialeah Race Course on February 7, 1969, Miss Diane Crump was the first female jockey in modern history to obtain a mount in a thoroughbred race. She went on to gain the first win by a female thoroughbred rider in Florida on March 20 at Gulfstream Park.

The harness industry accepted female drivers with more alacrity than the flat tracks. Mrs. Barbara McPhee obtained her driver's license on December 17, 1968, and was the first woman to ride in a pari-mutuel race in Florida on January 6, 1969. She then became the first female Florida winner at Pompano Park on January 15.

Women jockeys have now become commonplace on the race tracks throughout the country, and we are pleased to report that Florida played a leading role in their acceptance.

During the summer of 1968, the union for the Basque players from Spain, the Montepio, made demands upon the State's frontons which were financially unacceptable. As a result, the frontons' management recruited younger players, who proved to be crowd pleasers, and brought new life and blood into the game.

After a slow period of gaining public acceptance, the people warmed up to the newer players, with the result that, of the six jai alai frontons, only one

showed a decrease in pari-mutuel handle. The industry is looking forward to continued increases, now that these players have a season's experience.

A fire at Florida Downs during the summer destroyed the forty-one year old grandstand. Track Management rebuilt this facility into one of the most modern structures in the State prior to their opening, which proved to be a big factor in the fine increase shown by this track during the year in review.

Dame Fortune smiled on all aspects of Florida racing during the fiscal year in review and, from all indications, future growth is indicated. Revenues increased 11.38%, attendance was up 4.79%, and total pari-mutuel wagering showed an increase of 11.75% over the previous record setting year.

Each of the sixty-seven (67) Counties of the State benefited by receiving \$370,000.00, of which \$266,500.00 was apportioned under the old racing laws and \$103,500.00 came from the additional taxes levied by the 1955 Legislature. The steady rise in the sums received by each county over the past five years is shown below:

1969 —	\$370,000
1968 —	319,000
1967 —	295,000
1966 —	290,000
1965 —	262,500

Although the sum of \$48,916,799.29 was collected by the Commission during the fiscal year, only 2.03% was expended in controlling, directing and supervising the operation of the entire industry. This is the lowest percentage ratio cost in the past ten years, and follows your economy mandate. Further economies in our agency's operation were reflected in returning to the Counties the sum of \$56,915.47 from our budgetary appropriations for further distribution.

In addition, the General Revenue Fund received in excess of twenty million dollars from racing. This money was used to support the varied functions of our State Government. Other beneficiaries of racing revenues were the State's school system and many charitable organizations. The various exhibits included in this report show these disbursements in detail.

A recapitulation of the pari-mutuel handle, attendance and tax revenue amounts, along with the percentages of increase and/or decrease for each licensee is as follows:

COMPARATIVE DATA

JULY 1, 1968 THRU JUNE 30, 1969

HORSE TRACKS	Days	Paid Attendance	Pari-Mutuel Handle	Revenue To State
Florida Downs, Inc.				
1967-1968 _____	50	117,088	\$ 8,732,551	\$ 329,007.81
1968-1969 _____	50	121,822	9,247,733	286,037.68
		+ 4,734	+ 515,182	- 42,970.13
		+ 4.04%	+ 5.89%	- 13.06%
Gulfstream Park Racing Association, Inc.				
1967-1968 _____	40	449,005	59,175,764	5,199,768.75
1968-1969 _____	40	443,478	61,203,487	5,343,539.54
		- 5,527	+ 2,027,723	+ 143,770.79
		- 1.23%	+ 3.42%	+ 2.76%
Hialeah Race Course, Inc.				
1967-1968 _____	39	578,776	75,919,700	6,650,192.71
1968-1969 _____	40	594,153	82,682,903	7,224,568.17
	+ 1	+ 15,377	+ 6,763,203	+ 574,375.46
		+ 2.65%	+ 8.90%	+ 8.63%
Tropical Park, Inc.				
1967-1968 _____	40	268,120	39,742,425	3,478,581.96
1968-1969 _____	40	280,033	42,669,865	3,723,793.22
		+ 11,913	+ 2,927,440	+ 245,211.26
		+ 4.44%	+ 7.36%	+ 7.04%
TOTAL — HORSE TRACKS				
1967-1968 _____	169	1,412,989	183,570,440	15,657,551.23
1968-1969 _____	170	1,439,486	195,803,988	16,577,938.61
	+ 1	+ 26,497	+ 12,233,548	+ 920,387.38
		+ 1.87%	+ 6.66%	+ 5.87%
HARNESST RACKS				
Tourist Attractions, Inc.				
1967-1968 _____	89	213,867	12,375,184	987,212.10
1968-1969 _____	77	207,651	12,427,482	980,882.63
	- 12	- 6,216	+ 52,298	- 6,329.47
		- 2.90%	+ .42%	- .64%
TOTAL — HARNESST RACKS				
1967-1968 _____	89	213,867	12,375,184	987,212.10
1968-1969 _____	77	207,651	12,427,482	980,882.63
	- 12	- 6,216	+ 52,298	- 6,329.47
		- 2.90%	+ .42%	- .64%
GREYHOUND TRACKS				
Associated Outdoor Clubs, Inc.				
1967-1968 _____	104	480,267	23,221,519	1,657,319.25
1968-1969 _____	101	478,059	26,416,347	1,891,428.77
	- 3	- 2,208	+ 3,194,828	+ 234,109.52
		- 45%	+ 13.75%	+ 14.12%
Biscayne Kennel Club, Inc.				
1967-1968 _____	45	345,657	21,154,768	1,576,261.65
1968-1969 _____	156	1,031,425	65,316,306	4,863,168.80
(CHANGE IN OPERATING DATES — FISCAL 1968)				
Bonita-Ft. Myers Corporation				
1967-1968 _____	99	166,128	7,021,762	440,378.30
1968-1969 _____	97	178,940	8,117,841	518,565.38
	- 2	+ 12,812	+ 1,096,079	+ 78,187.08
		+ 7.71%	+ 15.60%	+ 17.75%

	<u>Days</u>	<u>Paid Attendance</u>	<u>Pari-Mutuel Handle</u>	<u>Revenue To State</u>
Daytona Beach Kennel Club, Inc.				
1967-1968	101	334,228	\$ 16,876,670	\$ 1,174,280.00
1968-1969	101	356,497	18,497,550	1,297,330.15
		+ 22,269	+ 1,620,880	+ 123,050.15
		+ 6.66%	+ 9.60%	+ 10.47%
Investment Corporation of South Florida				
1967-1968	101	611,541	34,264,022	2,541,317.10
1968-1969	101	550,367	32,516,828	2,403,630.86
		- 61,174	- 1,747,194	- 137,686.24
		- 10%	- 5.09%	- 5.41%
Jacksonville Kennel Club, Inc.				
1967-1968	105	176,098	9,388,215	621,649.35
1968-1969	101	217,174	12,119,416	822,625.39
	- 4	+ 41,076	+ 2,731,201	+ 200,976.04
		+ 23.32%	+ 29.09%	+ 32.32%
Jefferson County Kennel Club, Inc.				
1967-1968	108	116,415	6,442,884	384,594.38
1968-1969	103	117,763	6,451,404	389,992.64
	- 5	+ 1,348	+ 8,520	+ 5,398.26
		+ 1.15%	+ .13%	+ 1.40%
Keys Racing Association, Ltd.				
1967-1968		(DID NOT OPERATE)		
1968-1969	89	42,622	1,728,068	39,150.88
Miami Beach Kennel Club, Inc.				
1967-1968	151	758,342	37,836,078	2,788,142.65
1968-1969	99	521,211	30,198,506	2,223,812.18
(CHANGE IN OPERATING DATES — FISCAL 1968)				
Orange Park Kennel Club, Inc.				
1967-1968	99	140,356	7,554,576	489,191.41
1968-1969	103	178,177	9,901,751	653,738.63
	+ 4	+ 37,821	+ 2,347,175	+ 164,547.22
		+ 26.94%	+ 31.06%	+ 33.63%
Palm Beach Kennel Club, Inc.				
1967-1968	101	456,281	20,645,748	1,477,172.92
1968-1969	101	491,205	24,459,368	1,763,856.25
		+ 34,924	+ 3,813,620	+ 286,683.33
		+ 7.65%	+ 18.47%	+ 19.40%
Pensacola Greyhound Racing, Inc.				
1967-1968	99	205,735	9,755,039	630,690.09
1968-1969	106	203,713	10,405,753	680,193.22
	+ 7	- 2,022	+ 650,714	+ 49,503.13
		- .98%	+ 6.67%	+ 7.84%
St. Petersburg Kennel Club, Inc.				
1967-1968	104	670,839	32,328,188	2,364,229.05
1968-1969	103	707,062	36,330,636	2,663,689.30
	- 1	+ 36,223	+ 4,002,448	+ 299,460.25
		+ 5.39%	+ 12.38%	+ 12.66%
Sanford-Orlando Kennel Club, Inc.				
1967-1968	105	289,521	16,480,001	1,130,372.00
1968-1969	105	299,096	18,382,990	1,270,377.20
		+ 9,575	+ 1,902,989	+ 140,005.20
		+ 3.30%	+ 11.54%	+ 12.38%
Sarasota Kennel Club, Inc.				
1967-1968	103	351,618	17,623,897	1,226,263.78
1968-1969	104	364,366	19,696,843	1,373,566.54
	+ 1	+ 12,748	+ 2,072,946	+ 147,302.76
		+ 3.62%	+ 11.76%	+ 12.01%

	Days	Paid Attendance	Pari-Mutuel Handle	Revenue To State
Washington County Kennel Club, Inc.				
1967-1968	108	109,618	\$ 4,104,292	\$ 209,706.74
1968-1969	102	115,461	4,557,069	254,649.28
	- 6	+ 5,843	+ 452,777	+ 44,942.54
		+ 5.33%	+ 11.03%	+ 21.43%
West Flagler Associates, Ltd.				
1967-1968	100	710,829	38,358,370	2,864,435.74
1968-1969	49	482,751	29,462,217	2,192,432.60
(CHANGE IN OPERATING DATES — FISCAL 1968)				
TOTAL — DOC TRACKS				
1967-1968	1,633	5,923,473	303,056,029	21,576,004.41
1968-1969	1,721	6,335,889	354,558,893	25,302,208.07
	+ 88	+ 412,416	+ 51,502,864	+ 3,726,203.66
		+ 6.96%	+ 16.99%	+ 17.27%
JAI ALAI FRONTONS				
Florida Jai Alai, Inc. (Orlando)				
1967-1968	105	200,523	7,340,907	399,390.48
1968-1969	105	204,603	7,382,738	401,081.19
		+ 4,080	+ 41,831	+ 1,690.71
		+ 2.03%	+ .56%	+ .42%
The Fronton, Inc. (West Palm Beach)				
1967-1968	105	197,136	5,809,937	321,503.63
1968-1969	105	217,584	6,799,721	376,960.28
		+ 20,448	+ 989,784	+ 55,456.65
		+ 10.37%	+ 17.03%	+ 17.24%
Gandy Operating Co., Inc. (Tampa)				
1967-1968	105	203,211	6,205,738	342,779.77
1968-1969	105	196,051	6,259,959	344,339.39
		- 7,160	+ 54,221	+ 1,559.62
		- 3.52%	+ .87%	+ .45%
Miami Jai Alai, Inc.				
1967-1968	105	647,673	23,709,067	1,323,597.64
1968-1969	105	608,807	22,860,813	1,265,072.02
		- 38,866	- 848,254	- 58,525.62
		- 6%	- 3.57%	- 4.42%
Monro Operating Co., Inc. (Dania)				
1967-1968	105	434,499	13,817,916	794,035.29
1968-1969	105	442,400	14,633,484	837,962.15
		+ 7,901	+ 815,568	+ 43,926.86
		+ 1.81%	+ 5.90%	+ 5.53%
Volusia Jai Alai, Inc. (Daytona Beach)				
1967-1968	121	225,868	7,886,822	428,550.33
1968-1969	130	260,159	9,307,899	505,321.47
	+ 9	+ 34,291	+ 1,421,077	+ 76,771.14
		+ 15.18%	+ 18.01%	+ 17.91%
TOTAL — JAI ALAI FRONTONS				
1967-1968	646	1,908,910	64,770,387	3,609,857.14
1968-1969	655	1,929,604	67,244,614	3,730,736.50
	+ 9	+ 20,694	+ 2,474,227	+ 120,879.36
		+ 1.08%	+ 3.81%	+ 3.34%
TOTAL — ALL TRACKS AND FRONTONS				
1967-1968	2,537	9,459,239	563,772,040	41,830,624.88
1968-1969	2,623	9,912,630	630,034,977	46,591,765.81
	+ 86	+ 453,391	+ 66,262,937	+ 4,761,140.93
		+ 4.79%	+ 11.75%	+ 11.38%

This Report Does Not Include The Horse And Harness Purse Fund Breakage Or Charity And Scholarship Day Amounts.

ABANDONED PARI-MUTUEL TICKETS

Pursuant to Chapter 550.164, Florida Statutes, it was declared by the legislature that all abandoned pari-mutuel tickets over one year old should escheat to the State for deposit to the Principal of the State School Fund. These funds are used for the support and maintenance of our public schools. Eleven general audits were conducted during the fiscal year verifying the total of \$513,254.45 received by the Commission from this source. Exhibit "E" of this report shows in detail the amounts remitted by the individual associations.

Yearly receipts dating from 1957, when the Racing Commission first began collecting these funds, are itemized below:

1957 — \$ 3,992.20	1963 — \$ 265,045.70
1958 — 204,449.30	1964 — 292,193.60
1959 — 240,545.15	1965 — 320,530.50
1960 — 311,045.10	1966 — 425,130.20
1961 — 403,903.95	1967 — 381,857.30
1962 — 273,272.60	1968 — 448,161.00
	1969 — 513,254.45
	Total — \$4,083,381.05

SCHOLARSHIP FUND

Pursuant to Chapter 550.08, Florida Statutes, the Legislature authorized the various tracks and frontons to operate additional days of racing for the express purpose of creating and producing State Scholarships for qualified applicants. These funds are the net proceeds derived from these extra days of racing. This Scholarship Fund is administered by the State Board of Regents for Institutions of Higher Learning. A total of \$447,133.37 was deposited to this fund during the past fiscal year. Exhibit "D" of this report shows the amounts raised by the industry.

Since their inception twenty years ago, these extra days have raised nearly seven million dollars for our State supported colleges.

1950 — \$165,830.00	1960 — \$ 364,819.43
1951 — 247,260.75	1961 — 316,021.21
1952 — 239,147.74	1962 — 408,652.45
1953 — 232,907.36	1963 — 393,641.10
1954 — 280,506.70	1964 — 399,898.11
1955 — 279,227.97	1965 — 474,937.22
1956 — 299,070.54	1966 — 462,441.03
1957 — 349,514.06	1967 — 419,499.49
1958 — 366,481.60	1968 — 541,389.12
1959 — 293,901.79	1969 — 447,133.37
	Total — \$6,982,281.04

CHARITY DAYS

Since 1952, Florida Statutes have permitted the race tracks and frontons to operate additional days of racing, wherein the profits would go to recognized charities and institutions of higher learning not already participating in a Scholarship Day. These funds are in addition to the other racing revenues detailed in this report by various exhibits. Twenty-eight tracks and frontons participated during the year and conducted extra performances in which a record total of \$1,787,869.36 was raised for approved charitable organizations and schools.

The amounts raised for all charitable organizations since these extra performances were first authorized are as follows:

1953 — \$134,216.40	1961 — \$ 520,089.94
1954 — 181,607.07	1962 — 494,893.18
1955 — 269,525.13	1963 — 512,177.25
1956 — 283,994.60	1964 — 617,425.39
1957 — 334,210.00	1965 — 708,474.16
1958 — 376,874.59	1966 — 1,374,485.40
1959 — 444,614.06	1967 — 1,447,868.98
1960 — 524,332.10	1968 — 1,837,697.14
	1969 — 1,787,869.36
	Total — \$11,850,354.75

LITIGATION

During the fiscal year ending June 30, 1969 the Florida State Racing Commission was a party to litigation as follows:

1. In the 1968 report mention was made of the litigation wherein Gulfstream Park Racing Association, Inc., brought on the 23rd day of August, 1966 an action against the Florida State Racing Commission, a State agency and the members thereof constituting the Florida State Racing Commission; Hialeah Race Course, Inc., and Tropical Park, Inc. in the Circuit Court of the Seventeenth Judicial Circuit of Florida, Broward County Florida.

Plaintiff is seeking by this action to have the Court declare Section 3 of Chapter 23728 Laws of Florida 1947, now being Section 550.081 (3) Florida Statutes to be unfair, arbitrary, discriminating and unconstitutional.

The said Section provides in substance that the horse race track having produced the largest amount of tax revenue during the previous year of its operation shall be granted its choice of the three established racing periods (three 40 day periods commencing on December 1st of each year and continuing for a full period of 120 consecutive days, 550.081 (2)). The horse race track having produced the second largest amount of tax revenue during the previous year of its operation shall be granted its choice of the remaining two established racing periods. The horse race track having produced the third largest amount of tax revenue during the previous year of its operation shall be allocated the period remaining after the two tracks producing the largest amount of tax revenue shall have made their selections.

Gulfstream Park Racing Association, Inc. alleges that since the inception of said legislation the practical result thereof has been to perpetuate the first choice of racing periods in Hialeah Race Course, Inc., and seeks to vest the power to award the three racing periods to Hialeah Race Course, Inc., Tropical Park, Inc., and Gulfstream Park Racing Association, Inc., in the Florida State Racing Commission, the same to be awarded by the Commission annually on a fair and equitable basis.

Subsequent to the inception of the litigation the Defendants, Hialeah Race Course, Inc., and Tropical Park, Inc. brought a Motion to Transfer, whereupon Gulfstream Park Racing Association, Inc., Plaintiff, did secure a voluntary Order of Dismissal against the Defendants, Hialeah Race Course, Inc., and Tropical Park Racing Association, Inc. The said two defendants did then petition the Circuit Court in Broward County for leave to intervene, and the same being granted, Hialeah Race Course, Inc., and Tropical Park Racing Association, Inc., did then bring Motions for Dismissal or Transfer, which after argument were denied by the Court.

Hialeah Race Course, Inc., and Tropical Park Racing Association, Inc. did then enter an Interlocutory Appeal from the Order of the Circuit Court

denying their said Motions to Dismiss or Transfer, to the Supreme Court of Florida accompanying the same with pertinent briefs and request for oral argument.

The Supreme Court of Florida did, by Order dated February 2, 1968, determine that the issues involved were matters within the jurisdiction of the District Court of Appeals for the Fourth District of Florida, and ordered that the cause be transferred to said District Court for consideration and determination.

Thereafter and pursuant to the mandate of the Supreme Court, the Interlocutory Appeals were heard by the said District Court of Appeal on briefs and oral argument and the same was by opinion rendered in the January term, 1968, denied, the Order of the Circuit Court having been affirmed.

The Florida State Racing Commission filed its appearance on the 5th day of October, 1967, and its answer on December 13, 1967, wherein after admitting denying and/or neither admitting nor denying, but demanding strict proof in respect of the various allegations contained in the Complaint, did affirmatively plead that any and all actions taken or contemplated by the Florida State Racing Commission in the premises under and pursuant to Chapter 23728, Laws of Florida, 1947, which subsequently became Sections 550.081, 550.081 (S2) and 550.081 (3), Florida Statutes, was or would be so undertaken pursuant to and in accord with a valid, duly enacted state statute, being enrolled and a part of the organic laws of the State of Florida.

The Florida State Racing Commission did file pertinent documents in the Interlocutory Appeals and Counsel for the Commission did attend the oral arguments heard before the District Court of Appeal, of the State of Florida, Fourth District.

The District Court of Appeal did by opinion dated the 10th day of June, 1968 order the cause to be tried on its merits before the Circuit Court of the Seventeenth Judicial Circuit in and for Broward County, Florida and in accordance therewith the same was duly heard on the 25th and 26th days of February, 1969. The decision of the Court has not yet been rendered.

2. On October 17, 1968 W. L. McKnight d/b/a Webster Outdoor Advertising Co. (not Inc.) filed suit in the Circuit Court of the Eleventh Judicial Circuit in and for Dade County, Florida against Hialeah Race Course, Inc., Gulfstream Park Racing Association, Inc., Florida Thoroughbred Council, Florida Thoroughbred Breeder's Association and Florida State Racing Commission.

The Plaintiff seeks damages against the Defendants jointly and severally in excess of \$10,000.00.

The gravamen of the Complaint insofar as the Florida State Racing Commission is concerned is the allegation that

"on or about November 4, 1966 the Florida Thoroughbred Council for the Florida State Racing Commission entered into a contract with the Plaintiff * * * among other things Plaintiff agreed to furnish certain outdoor advertising for the Florida State Racing Commission" * * *

It is alleged further that the contract was executed in behalf of the Racing Commission by Joe Tannenbaum, Gulfstream; Elliott Mackle, Florida Thoroughbred Breeder's Association; Everett A. Clay, Hialeah and Julian Cole, Tropical Park.

The Florida State Racing Commission by and through its attorneys brought a Motion to Dismiss, Sworn Motion to Dismiss and Motion to Strike the Complaint and a Memoranda of Law in support thereof was prepared and filed.

The Motions to Dismiss were argued before the Honorable Gene Williams, Judge of the Circuit Court of the Eleventh Judicial Circuit of Florida in and for Dade County on the 2nd day of December, 1968.

The Court found that the alleged contract was not executed by any person with authority to do so as to the Florida State Racing Commission; that it purported to constitute an agreement for the expenditures of money for advertising purposes for which the Racing Commission has no statutory authority and upon these and other grounds did enter an Order on the 15th day of May, 1969 granting the Motion to Dismiss of the Defendant, Florida State Racing Commission with prejudice to the Plaintiff and without leave to amend as to the Florida State Racing Commission.

The Plaintiff filed a Notice of Appeal to the District Court of Appeal, Third District from said Order of Dismissal entered on the 16th day of June as aforesaid.

The Defendant, Florida State Racing Commission filed a Motion to Dismiss said Appeal based upon technical grounds and submitted a brief in support thereof and the Plaintiff (Appellant) filed a reply brief thereto. The matter was duly argued before the Third District Court of Appeal on the 18th day of August, 1969 and the parties are, as of the date of this writing awaiting the decision of the Court.

3. On November 26, 1968 one Barbara Rubin, a minor, by and through her father Robert Rubin and one Dru Doshier Sellars, a female over the age of 21, applied to the Stewards at Tropical Park for a jockeys license. The applications were refused upon the ground that the applicants were females and under the then rules and regulations of the Florida State Racing Commission ineligible to be jockeys in Florida. Barbara Jo Rubin, a minor, by and through her father Robert Rubin and Dru Dasher Sellars, subsequent to the refusal of the Stewards to issue a jockeys license as aforesaid, and prior to the Florida State Racing Commission having an opportunity to consider the matter by way of appeal from the Stewards decision, did on the 12th day of December, 1968 bring a petition for writ of mandamus seeking to compel the issuance by the Florida State Racing Commission of the jockeys licenses to the petitioners.

Pursuant to Motion of Counsel for Petitioners the matter of the issuance of an Alternative Writ of Mandamus on the Petition therefor was argued on the 16th day of December, 1968 before the Honorable Jack A. Falk one of the Judges of the Eleventh Judicial Circuit in and for Dade County Florida.

The Court did on the 26th day of December, 1968 issue an Order finding that Petitioner Barbara Jo Rubin had established a prima-facie case and that Dru Doshier Sellars had taken a voluntary non-suit without prejudice, said Order indicating that the Court will issue an Alternative Writ of Mandamus to be heard on January 14, 1969 — four days subsequent to the regularly scheduled meeting of the Florida State Racing Commission to be held on January 10, 1969.

An Alternative Writ of Mandamus was issued by the Court on December 26, 1968 directing the Florida State Racing Commission to issue an apprentice jockeys license to Barbara Jo Rubin or in default thereof to show cause before the Honorable Jack Falk on the 14th day of January, 1969 why they have not done so.

The Florida State Racing Commission at its duly scheduled meeting on January 10th, 1969 so amended its rules and regulations as to permit the issuance of jockeys licenses to qualified females and a Return to the Alternative Writ of Mandamus prepared and filed by the Commission so indicated.

The Petitioners Barbara Jo Rubin and Dru Doshier Sellars were, upon proving qualifications to the Stewards, duly issued an apprentice jockey license

and upon stipulation of all parties the Court did on the 27th day of January, 1969 enter an Order dismissing the Alternative Writ of Mandamus without prejudice.

LEGISLATION

The 1969 Session of the Florida State Legislature enacted several bills affecting the racing laws of Florida.

1. Chapter 69-106, Laws of Florida, 1969 is an act relating to the executive branch of government and consolidated and reorganized existing State agencies into newly created and named departments. The Act is pertinent to this report only in that the Florida State Racing Commission although retaining its entity, members and entire personnel, rule, policy making and regulatory powers underwent what is referred to therein as a type one transfer.

Under type one transfer the existing agency is transferred intact. The only change being that it becomes a unit or division of a department—in the instant case the Department of Business Regulation. The Racing Commission therefore will continue to exercise its statutory powers, duties and functions as prescribed by law; the same however to be subject to review by the head of the Department. It is anticipated that from a practical standpoint the enactment of this Chapter will not materially change the activities of the Florida State Racing Commission in respect of the pari-mutuel industry in the State of Florida.

2. Chapter 69-86, Laws of Florida, 1969 amended Sections 550.16 (2), (8), (9), 550.161 and 550.26 (4) Florida Statutes; adding Section 550.261 and repealing Section 550.26 (5) Florida Statutes.

The act in substance increased the total commission which may be withheld by the licensee and the State from a pari-mutuel pool on every horse race by 1% i.e. from 15% to 16% and reduced the tax included in said commissions from contributions to pari-mutuel pools conducted on horse racing provided for old age assistance, etc. from 5% to 4½%.

This act changes the method of supplementing funds for purses by providing for common purse pools and returns all breakage to the State.

3. Chapter 69-14, Laws of Florida, 1969 amended Chapter 550 Florida Statutes by amending Section 550.081 and by repealing Sections 550.084, 550.085, 550.086, 550.087, 550.088 and 550.089, and by adding thereto Sections 550.40, 550.41, 550.42, 550.43, 550.44, 550.45 and 550.46.

The act in substance established a summer thoroughbred racing season for the period commencing on May 6 and ending on or before November 12 of each year; authorizing the Florida State Racing Commission to issue a permit therefore and providing for 120 days of thoroughbred racing plus four days for charity purposes during said summer season.

It is further provided that permit holders for winter thoroughbred horse racing shall never conduct summer thoroughbred racing and conversely a permit holder for summer thoroughbred racing may not conduct thoroughbred horse racing during the winter season defined as the period beginning December 1 and ending May 5 of each year; although in the area where 3 or more horse tracks are within a radius of 100 miles of each other operators of any thoroughbred horse track may lease such track to a permit holder holding a permit for summer or winter thoroughbred horse racing.

On or before January 4 of each year commencing with January 4, 1970 the permit holder desiring to conduct summer thoroughbred racing may file its application before the Florida State Racing Commission for a license to conduct a meeting for the requisite days provided by law.

The licensee conducting a summer thoroughbred racing meet shall pay a tax for deposit in the General Revenue Fund of the State in an amount equal to 5% of the total contributions to all pari-mutuel pools on every horse race up to an average daily amount of \$400,000.00 which tax shall become 8% on all contributions in excess of a daily average of \$400,000.00.

4. Chapter 69-50, Laws of Florida, 1969 amends Section 550.33 Florida Statutes and adds Subsection (7) to Section 550.26 Florida Statutes expressly providing in Subsection (2) of Section 550.33 that Sections 550.05, 550.06, 550.07 and 550.18 are inapplicable to quarter horse racing as permitted in said act (Chapter 69-50).

The act in substance authorizes an existing permit holder to conduct quarter horse races when exclusive to all other horse races throughout the year. The quarter horse races so authorized may not exceed 120 days in number and may be performed at one or more licensed tracks (excluding those areas where three or more horse race tracks are located within a 100 mile radius of each other) although tracks in said prohibited area may if they desire conduct quarter horse racing as a part of their regular racing program as provided by law. The permit holder conducting quarter horse racing under this act shall pay a daily license fee and make distribution thereof as provided in Section 550.39 (2) Florida Statutes.

5. Chapter 69-159, Laws of Florida, 1969 amends Section 550.37 (4) Florida Statutes. This amending act provides that all harness tracks licensed under the provisions of this Chapter shall be granted by the Racing Commission racing dates during the winter horse race season as provided by Section 550.291 Florida Statutes which racing dates may commence on or after October 1 of each year.

6. Chapter 69-249, Laws of Florida, 1969 is an act relating to charity days and prohibits any horse racing, dog racing or jai alai operation from conducting more charity days than authorized by law for the preceding meeting of that particular operation.

7. Chapter 69-250, Laws of Florida, 1969 amends Subsection (1) of Section 550.083 Florida Statutes by providing that owners of valid outstanding permits for dog racing may hold race meetings during the fiscal year for the aggregate number of racing days fixed and permitted by law subject to the approval of the Racing Commission.

8. Chapter 69-251, Laws of Florida, 1969 amends Section 550.12 Florida Statutes by extending the time within which every person conducting race meetings shall submit to the Florida State Racing Commission a complete audit of its accounts certified by a public accountant from 60 days to 120 days after the conclusion of every race meeting.

9. Chapter 69-354, Laws of Florida, 1969 amends Section 551.12 Florida Statutes by allowing the last game of jai alai in a week day program to be started no later than 12:30 p.m. instead of 12:00 midnight. It further provides that on Saturday programs the last game shall not be started past 12:00 midnight. The act defines an operational week day for jai alai excluding Saturday to end at 1:00 a.m.

10. Chapter 69-368, Laws of Florida, 1969 amends Section 550.161 Florida Statutes by adding Subsections (2) and (3) thereto.

This act provides that the tax imposed by Section 550.26 shall be retained by tracks defined in this Section and the proceeds from said breaks shall be distributed by the tracks for the payment of breeder's awards in accord with the provisions of Section 550.38 of this Chapter with the balance of the proceeds of the said breaks plus 50% of net commissions to be distributed by the tracks for the payment of purses as approved by the Commission.

It further provides that no contract or agreement shall be valid or enforceable which requires or provides for the distribution for purses a percentage of individual pari-mutuel handle in an amount greater or lesser than set forth in the act. Owners and trainers are deemed by their application and acceptance of an occupational license to have read and understood the provisions therein (in Chapter 69-368) and their willful refusal to enter horses by reason of the purse structure in said act provided shall be deemed grounds for license revocation by the Commission.

FLORIDA BREEDING

The in-depth study of the pari-mutuel industry referred to earlier in this report noted of the thoroughbred breeding industry in the State:

"No other element of thoroughbred racing has made the significant progress as has been exhibited by the . . . breeders of the State. Whether this is due to a realization by the industry as a whole of the tremendous potential available in the State for this sort of endeavor, is incidental. It has occurred and has resulted in bringing the State of Florida to the forefront as a leader with reasonable designs of becoming the premier state of a very important industry. The resultant impact, though noteworthy from the point of view of invested capital, is also significant in the prestige it has brought to the State by focusing attention and interest on Florida as a whole."

The progress the study pointed to is the fact that Florida, in little more than a decade, has become America's third leading state in foal production—behind only Kentucky and California. The State is holding firmly to that position, and each year moving closer to second place. The Florida Thoroughbred Breeders' Association expects to register more than 1,600 foals during the calendar year.

Of even greater importance, Florida-bred horses are winning a higher percentage of major stakes races, evidencing still that the State's thoroughbred environment raises a better horse despite the fact that bloodstock in the State has not yet reached the quality of that pastured in states that have raised horses for longer periods of time.

The farm population continued to grow, with Marion County alone mapping 140 thoroughbred farms. There are now more than 200 horse farms in the State. Florida is blessed with fertile lands easily adaptable to horse production and it would seem, in light of the success of Florida breeders and Florida-breds, that far greater expansion is inevitable.

CONCLUSION

We, the members of the Florida State Racing Commission, express to you our appreciation for the trust and confidence which you have placed in us. We assure you that we will always protect the interest of the public, members of the various phases of the racing industry, and the State of Florida, by seeing to it that racing is conducted in only the highest possible manner.

Respectfully,

L. B. WALKER, Chairman
L. D. PLANTE, Secretary
FRED J. ACKEL, DDS, Member
ALFRED S. AUSTIN, Member
JAMES W. TAYLOR, Member

EXHIBIT "A"
FLORIDA STATE RACING COMMISSION
PAID ATTENDANCE, PARI MUTUEL HANDLE,
STATE REVENUE

Season 1931-32 Thru Season 1968-69

Season	Number of Racing Days	Total Paid Attendance	Total Pari-Mutuel Handle	State Revenue as a Per Cent of Handle	Total State Revenue
1931-1932	462	1,157,161	\$ 17,365,424.00	4.24%	\$ 737,300.70
1932-1933	550	1,281,017	19,146,938.00	3.99	763,877.09
1933-1934	609	1,591,024	27,549,567.00	3.89	1,072,364.22
1934-1935	775	2,024,636	36,577,493.00	3.83	1,401,176.87
1935-1936	906	1,854,292	38,826,132.00	3.70	1,436,957.07
1936-1937	1,029	2,330,964	50,121,647.00	3.67	1,838,338.53
1937-1938	1,053	2,401,367	54,047,114.00	3.64	1,969,740.68
1938-1939	1,025	2,373,271	55,272,416.00	3.62	2,000,758.63
1939-1940	1,057	2,517,436	64,388,377.00	3.58	2,302,834.13
1940-1941	902	2,695,464	68,280,202.00	3.57	2,436,374.09
1941-1942	972	2,195,080	63,601,585.00	6.91	4,392,861.86
1942-1943	734	854,256	26,658,646.00	4.00	1,066,087.70
1943-1944	982	2,458,933	109,561,969.00	6.23	6,824,272.72
1944-1945	333	945,341	35,171,557.00	5.71	2,007,853.08
1945-1946	1,442	4,448,084	221,571,289.00	7.35	15,554,033.94
1946-1947	1,298	4,444,543	194,710,333.00	7.54	14,680,730.51
1947-1948	1,318	4,344,479	180,647,561.00	7.50	13,542,407.27
1948-1949	1,404	4,641,038	178,171,736.00	7.42	13,222,461.84
1949-1950	1,377	4,539,742	178,842,858.00	7.33	13,101,521.89
1950-1951	1,378	4,643,293	204,385,597.00	7.34	14,997,486.10
1951-1952	1,432	5,279,674	248,728,380.00	7.27	18,090,497.77
1952-1953	1,549	5,732,369	272,696,059.00	7.24	19,734,513.61
1953-1954	1,722	5,812,577	276,681,999.00	7.24	20,026,021.78
1954-1955	1,731	5,809,467	284,044,131.00	7.22	20,521,462.81
1955-1956	1,879	5,915,941	310,681,432.00	7.78	24,180,833.82
1956-1957	1,907	6,035,932	322,948,073.00	7.73	24,969,496.52
1957-1958	2,012	5,626,152	315,546,506.00	7.70	24,306,949.76
1958-1959	2,055	5,966,709	329,141,335.00	7.64	25,157,459.81
1959-1960	2,180	6,209,688	347,947,488.00	7.65	26,609,331.64
1960-1961	2,216	6,328,535	344,173,946.00	7.60	26,163,297.64
1961-1962	2,273	6,735,583	363,082,896.00	7.55	27,420,986.32
1962-1963	2,276	6,919,691	374,598,480.00	7.58	28,392,064.52
1963-1964	2,335	7,878,991	418,056,340.00	7.54	31,503,458.39
1964-1965	2,318	8,537,248	462,298,032.00	7.57	34,984,262.18
1965-1966	2,498	8,969,589	500,471,936.00	7.53	37,667,499.22
1966-1967	2,596	9,020,232	515,430,636.00	7.45	38,408,241.36
1967-1968	2,537	9,459,239	563,772,040.00	7.45	41,980,547.50
1968-1969	2,623	9,912,630	630,034,977.00	7.42	46,743,699.90
TOTALS	57,745	179,891,668	\$8,695,233,127.00	7.27%	\$632,210,063.47

Distribution of State Revenue:

To Counties	\$307,747,535.31
To State General Fund	296,579,125.17
To State General Fund — Service Charges	11,546,094.07
Operating Expenses	14,927,787.67
Commission Cash Accounts and Taxes in Transit as of June 30, 1969	1,409,521.25
Total	\$632,210,063.47

*These Figures do not include Board of Regents Scholarship, Escheat Ticket, Educational Survey or Horse and Harness Racing Promotion Trust Fund Receipts.

EXHIBIT "B"

FLORIDA STATE RACING COMMISSION

STATEMENT OF RECEIPTS AND EXPENDITURES

JULY 1, 1968 TO JUNE 30, 1969 INCLUSIVE

RECEIPTS

SOURCE

STATE RACING COMMISSION FUND:

Admission Taxes:

Dog Tracks	\$ 692,644.65
Jai-Alai Frontons	267,314.85
Horse Tracks	470,530.65
Harness Track	41,742.71
TOTAL	\$ 1,472,232.86

Commissions on Pari-Mutuel Handle:

Dog Tracks 3/17 of Net Commission	\$9,869,035.32
Dog Tracks Flat Rate in lieu of 3/17	10,290.00
Jai-Alai Frontons 3%	2,017,337.42
Horse Tracks 3%	5,596,687.65
Horse Tracks Flat Rate in lieu of 3%	150,000.00
Harness Track 3%	372,824.46
TOTAL	\$18,016,174.85

Licenses, Registrations and Miscellaneous:

Occupational Licenses	\$ 130,650.53
Stable and Kennel Name Registrations	16,200.00
Miscellaneous Receipts	5,083.56
TOTAL	\$ 151,934.09

STATE RACING COMMISSION ADDITIONAL FUND:

Commissions on Pari-Mutuel Handle:

Dog Tracks 2/17 of Net Commissions	\$6,579,356.88
Dog Tracks 25% of Breakage ..	391,158.74
Harness Tracks 2%	248,549.64
TOTAL	\$ 7,219,065.26
TOTAL STATE RACING COMMISSION FUNDS RECEIPTS	\$26,859,407.06

GENERAL REVENUE FUND:**Commissions on Pari-Mutuel Handle:**

Dog Tracks 2/17 of Net Commissions	\$ 6,579,356.88	
Dog Tracks Flat Rate in lieu of 2/17	6,860.00	
Dog Tracks 75% of Breakage	1,173,505.60	
Jai-Alai Frontons 2%	1,344,892.28	
Jai-Alai Frontons 50% of Breakage	101,191.95	
Horse Tracks 5%	9,327,812.75	
Horse Tracks Flat Rate in lieu of 5%	50,000.00	
Horse Tracks 50% of Breakage	982,907.56	
Harness Track 2%	248,549.64	
Harness Track 50% of Breakage	69,216.18	
TOTAL GENERAL REVENUE RECEIPTS		19,884,292.84
TOTAL RACING COMMISSION FUNDS AND GENERAL REVENUE RECEIPTS		\$46,743,699.90

TRUST FUNDS:

Racing Scholarship Fund — Board of Regents (Exhibit "D")	\$ 447,133.37	
Educational Survey Trust Fund — Board of Regents (Exhibit "D")	80,252.41	
Principal State School Fund — Escheat Tickets (Exhibit "E")	513,254.45	
Florida Horse Racing Promotion Trust Fund (Exhibit "F")	1,063,243.32	
Florida Harness Horse Racing Promotion Trust Fund	69,215.84	
TOTAL TRUST FUNDS		\$ 2,173,099.39
TOTAL RACING SOURCE RECEIPTS		\$48,916,799.29

Balance on Hand July 1, 1968 as follows:

State Racing Commission Cash Accounts less 4% Service Charges	\$ 352,575.99	
Florida Horse Racing Promotion Trust Fund — Cash Account	43,933.54	
Remittances in Transit from Tracks/Fronton	774,792.66	1,171,302.19
TOTAL AVAILABLE AND TO BE ACCOUNTED FOR		\$50,088,101.48

EXPENDITURES**APPLICATION****ADMINISTRATIVE SALARIES:**

Commissioners	\$ 13,562.40	
Commission Attorney	12,335.40	
General Office	120,882.36	
Laboratory	48,861.44	\$ 195,641.60

TRACK SUPERVISION SALARIES:

Track/Fronton Chief Auditors	\$ 63,385.32	
Dog Racing Associations	373,964.16	
Jai-Alai Frontons	102,524.40	
Horse Racing Associations	79,013.84	
Harness Track Association	30,244.16	649,131.88
Retirement and Social Security Matching Amounts		19,074.31
TOTAL SALARY EXPENSES		\$ 863,847.79

TRAVELING EXPENSES:

Commissioners	\$ 10,431.40	
Commission Attorney	24.50	
Employees and Others	22,669.94	
TOTAL TRAVEL EXPENSES		33,125.84

MISCELLANEOUS LABORATORY EXPENSES:

Chemicals and Supplies	\$ 8,704.29	
Freight, Express and Cartage	564.30	
Laundry Service	212.21	
Postage	1,936.63	
Printing	599.50	
Repairs to Equipment	155.29	
Rental	7,728.00	
Research and Miscellaneous Services	1,124.00	
Stationery, Office Supplies and Miscellaneous Fees	48.00	
Telephone and Telegrams	161.62	\$ 21,233.84

MISCELLANEOUS ADMINISTRATIVE SERVICES

Association Dues	\$ 1,500.00
Court Reporters	5,371.70
Credit Information	84.50
Fees and Miscellaneous Services	37.05
First Research Corp. of Miami — Retainer for In-Dept Study of Racing Industry	7,600.00
Freight, Express and Cartage	145.41
Insurance and Bond Premiums	5,839.01
Investigative and Legal Services	870.29
Judge's Fees — Occupational Licenses	5,379.75
Other Contractual Services	2,929.48
Other Materials and Supplies	536.33
Photographic Developing and Materials	785.56
Polygraph Services	105.00
Postage	3,625.50
Printing and Binding	7,758.78
Rental — Miami Office and Meeting Rooms	10,741.00
Rental of Equipment	689.00

Repairs and Maintenance of Equipment	4,221.94	
Stationery and Office Supplies	4,132.77	
Stenographic Services	156.25	
Telephone and Telegraph	9,484.38	
Transfers to State Personnel Council	620.00	72,613.70
TOTAL MISCELLANEOUS EXPENSES		\$ 93,847.54

CAPITAL OUTLAY:


Laboratory Equipment	\$ 84.88	
Office Furniture and Equipment	3,521.86	
TOTAL CAPITAL OUTLAY		3,606.74
TOTAL EXPENDED BY THE COMMISSION FOR OPERATIONS		\$ 994,427.91

DISTRIBUTION OF FUNDS AFTER COST OF OPERATIONS:

Regular Distribution to Counties	\$17,855,500.00	
Additional Distribution to Counties	6,934,500.00	
Regular 4% Distribution to General Revenue	787,692.52	
Additional 4% Distribution to General Revenue	290,219.68	
To General Revenue Fund	19,923,205.35	
To Board of Regents for Racing Scholarship Fund	447,133.37	
To Board of Regents for Educational Survey Trust Fund	80,252.41	
To Principal of State School Fund from Escheated Tickets	513,254.45	
To Department of Agriculture from Harness Track's 50% of Breakage	69,215.84	
To Various Horse Tracks — Payment of Breakage Awards	1,107,176.86	
To Various 1967-68 Trade Accounts Payable and Prepaid Postage Account	25,626.71	
Refunds of Occupational Licenses and Fees	91.22	48,033,868.41
GRAND TOTAL EXPENDITURES		\$49,028,296.32

Balance on Hand — June 30, 1969 as Follows:

State Racing Commission Tax Funds — Cash Accounts	\$ 762,230.42	
Remittances in Transit From Tracks/Frontons	647,290.83	\$ 1,409,521.25
Less: 1968-69 Trade Accounts and 4% Service Charges Payable	349,716.09	1,059,805.16
TOTAL ACCOUNTED FOR		\$50,088,101.48



SOURCES OF RACING REVENUE	No. Racing Days	No. Performances Held	Pari-Mutuel Handle	Tax on Attendance	Net & f on
GREYHOUND RACING ASSOCIATIONS					
Associated Outdoor Clubs, Inc.	101	139	\$ 26,416,347.00	\$ 50,911.07	\$
Biscayne Kennel Club, Inc.	156	165	65,316,306.00	114,132.72	1
Bonita-Ft. Myers Corporation	97	127	8,117,841.00	18,768.89	
Daytona Beach Kennel Club, Inc.	101	138	18,497,550.00	39,498.63	
Investment Corporation of So. Florida	101	101	32,516,828.00	64,273.46	
Jacksonville Kennel Club, Inc.	101	117	12,119,416.00	21,717.40	
Jefferson County Kennel Club, Inc.	103	124	6,451,404.00	12,284.86	
Keys Racing Association, Ltd.	89	89	1,728,068.00	4,366.06	
Miami Beach Kennel Club, Inc.	99	111	30,198,506.00	58,323.30	
Orange Park Kennel Club, Inc.	103	120	9,901,751.00	17,817.70	
Palm Beach Kennel Club, Inc.	101	119	24,459,368.00	51,990.12	
Pensacola Greyhound Racing, Inc.	106	153	10,405,753.00	24,614.95	
St. Petersburg Kennel Club, Inc.	103	139	36,330,636.00	77,995.00	1
Sanford-Orlando Kennel Club, Inc.	105	155	18,382,990.00	32,352.14	
Sarasota Kennel Club, Inc.	104	154	19,696,843.00	38,604.52	
Washington County Kennel Club, Inc.	102	122	4,557,069.00	11,892.93	
West Flagler Associates, Ltd.	49	67	29,462,217.00	53,100.90	
TOTAL GREYHOUND TRACKS	1,721	2,140	\$354,558,893.00	\$ 692,644.65	\$ 9
JAI-ALAI FRONTONS					
Florida Jai-Alai, Inc.	105	155	\$ 7,382,738.00	\$ 21,385.82	\$
Fronton, Inc.	105	125	6,799,721.00	26,078.51	
Gandy Operating Co., Inc.	105	105	6,259,959.00	21,063.97	
Miami Jai-Alai, Inc.	105	105	22,860,813.00	92,179.59	
Monro Operating Co., Inc.	105	105	14,633,484.00	79,715.28	
Volusia Jai-Alai, Inc.	130	183	9,307,899.00	26,890.68	
TOTAL JAI-ALAI FRONTONS	655	778	\$ 67,244,614.00	\$ 267,313.85	\$ 2
HARNESS RACING ASSOCIATION					
Tourist Attractions, Inc.	77	77	\$ 12,427,482.00	\$ 41,742.71	\$
HORSE RACING ASSOCIATIONS					
Florida Downs, Inc.	50	50	\$ 9,247,733.00	\$ 24,866.81	\$
Gulfstream Park Racing Assoc., Inc.	40	40	61,203,487.00	150,609.68	1,
Hialeah Race Course, Inc.	40	40	42,669,865.00	96,283.59	1,
Tropical Park, Inc.	40	40	82,682,903.00	198,770.57	2,
TOTAL HORSE TRACKS	170	170	\$195,803,988.00	\$ 470,530.65	\$ 5,
TOTAL ALL TRACKS AND FRONTONS	2,623	3,165	\$630,034,977.00	\$1,472,231.86	\$18,

In addition to Grand Total Receipts
See Exhibits "D", "E" and "F"
for other funds collected.

EXHIBIT "D"

FLORIDA STATE RACING COMMISSION
**FROM EXTRA DAYS OF RACING FOR
 BOARD OF REGENTS — SCHOLARSHIP FUND**

Associated Outdoor Clubs, Inc.....	\$ 9,998.07
Biscayne Kennel Club, Inc.....	40,032.33
Bonita-Ft. Myers Corporation.....	4,232.83
Daytona Beach Kennel Club, Inc.....	10,149.30
Florida Downs, Inc.....	5,379.35
Florida Jai-Alai, Inc.....	5,054.42
Fronton, Inc.	4,189.01
Gandy Operating Co., Inc.....	3,474.92
Gulfstream Park Racing Association, Inc.....	80,821.50
Hialeah Race Course, Inc. (at Tropical Park).....	57,548.40
Investment Corporation of South Florida, Inc.....	20,722.48
Jacksonville Kennel Club, Inc.....	8,289.48
Jefferson County Kennel Club, Inc.....	2,976.80
Keys Racing Association, Inc.....	747.71
Miami Beach Kennel Club, Inc.....	20,819.02
Miami Jai-Alai, Inc.....	23,840.31
Monro Operating Company, Inc.....	16,578.29
Orange Park Kennel Club, Inc.....	7,179.93
Palm Beach Kennel Club, Inc.....	15,338.79
Pensacola Greyhound Racing, Inc.....	4,274.36
St. Petersburg Kennel Club, Inc.....	17,141.94
Sanford-Orlando Kennel Club, Inc.....	5,636.78
Sarasota Kennel Club, Inc.....	8,341.86
Tourist Attractions, Inc.....	10,458.96
Tropical Park, Inc.....	60,316.93
Volusia Jai-Alai, Inc.....	3,300.00
Washington County Kennel Club, Inc.....	289.60
TOTAL RECEIPTS DEPOSITED TO SCHOLARSHIP FUND.....	<u>\$447,133.37</u>

**FROM EXTRA DAYS OF RACING FOR
 BOARD OF REGENTS—EDUCATIONAL SURVEY TRUST FUND**

(Dade State University)

Hialeah Race Course, Inc.....	\$ 36,710.41
Miami Jai-Alai, Inc.....	10,673.22
Tropical Park, Inc.....	32,868.78
TOTAL RECEIPTS DEPOSITED TO EDUCATIONAL SURVEY FUND.....	<u>\$ 80,252.41</u>

EXHIBIT "E"
 FLORIDA STATE RACING COMMISSION
 FROM ESCHEATED PARI-MUTUEL TICKETS FOR
 PRINCIPAL OF STATE SCHOOL FUND

	From 1966-67 Season	From 1967-68 Season	From 1968-69 Season	Grand Total
Associated Outdoor Clubs, Inc.....	\$	\$ 19,819.10	\$	
Biscayne Kennel Club, Inc.....		33,282.20		
Bonita-Fort Myers Corporation.....		10,042.20		
Daytona Beach Kennel Club, Inc.....	14,814.40			
Florida Downs, Inc.....		9,358.70		
Florida Jai-Alai, Inc.....		9,015.70		
Fronton, Inc.....		9,063.80		
Gandy Operating Co., Inc.....		7,150.70		
Gulfstream Park Racing Association, Inc.....		51,643.05		
Hialeah Race Course, Inc.....		55,714.10		
Investment Corporation of South Florida, Inc.....		35,668.50		
Jacksonville Kennel Club, Inc.....		7,678.00		
Jefferson County Kennel Club, Inc.....	5,316.80			
Miami Beach Kennel Club, Inc.....			23,097.40	
Miami Jai-Alai, Inc.....		29,254.50		
Monro Operating Company, Inc.....		21,531.30		
Orange Park Kennel Club, Inc.....		6,322.80		
Palm Beach Kennel Club, Inc.....		21,258.10		
Pensacola Greyhound Racing, Inc.....	13,985.50			
St. Petersburg Kennel Club, Inc.....		30,167.70		
Sanford-Orlando Kennel Club, Inc.....		18,677.70		
Sarasota Kennel Club, Inc.....	14,056.20			
Seminole Park & Fairgrounds, Inc.....	4,244.60			
Tourist Attractions, Inc.....		19,217.10		
Tropical Park, Inc.....		29,518.00		
Volusia Jai-Alai, Inc.....	7,818.80			
Washington County Kennel Club, Inc.....	5,537.50			
TOTAL RECEIPTS DEPOSITED TO SCHOOL FUND.....	\$65,773.80	\$424,383.25	\$23,097.40	\$513,254.45

24

EXHIBIT "F"

FLORIDA STATE RACING COMMISSION

STATEMENT OF RECEIPTS AND DISBURSEMENTS OF
THE FLORIDA HORSE RACING PROMOTION TRUST FUND

JULY 1, 1968 TO JUNE 30, 1969

RECEIPTS

SOURCES

Cash Balance on Deposit with State Treasurer, June 30, 1968.....	\$ 43,933.54
Florida Downs, Inc.....	67,149.57
Gulfstream Park Racing Association, Inc.....	315,904.89
Hialeah Race Course, Inc.....	411,165.19
Tropical Park, Inc.....	269,023.67
TOTAL FUNDS AVAILABLE.....	<u>\$1,107,176.86</u>

EXPENDITURES

APPLICATION

Payment of Awards:	
Florida Downs, Inc.....	\$ 132,861.22
Gulfstream Park Racing Association, Inc.....	332,153.06
Hialeah Race Course, Inc.....	276,794.22
Tropical Park, Inc.....	365,368.36
TOTAL AWARDS PAID.....	<u>\$1,107,176.86</u>

EXHIBIT "C"

FLORIDA STATE RACING COMMISSION

SUMMARY OF ADDITIONAL DAYS OF RACING HELD FOR
CHARITABLE PURPOSES DURING FISCAL PERIOD

	Date	Statutory Authority	Beneficiary	Paid Attendance	Pari-Mutuel Handle
Associated Outdoor Clubs, Inc.	Sept. 16*	550.03	Various Charities	1,465	\$ 92,894
	17	61-995	U. of Tampa (Athletic Fund)	3,283	159,002
	23*	550.08	Board of Regents	1,574	99,853
	24	63-738	U. of Tampa (Academic Fund)	2,829	152,154
	30*	550.03	Various Charities	1,636	100,872
Biscayne Kennel Club, Inc.	Dec. 26	550.08	Board of Regents	5,117	301,228
	31	65-1049	Miami-Dade Junior College	3,594	217,478
	Jan. 1	550.03	Various Charities	4,458	284,400
	7	550.03	United Fund and Univ. of Miami	4,196	295,902
	Jan. 7	550.03	Various Charities	994	47,164
Bonita-Ft. Myers Corporation	9	550.08	Board of Regents	1,048	47,302
	April 3	550.03	Edison Junior College	1,205	61,112
Daytona Beach Kennel Club	Sept. 3	550.03	Various Charities	1,613	83,236
	17	550.08	Board of Regents	1,925	90,490
	18	550.03	Various Charities	1,237	77,540
Florida Downs, Inc.	Jan. 22	63-738	U. of Tampa (Academic Fund)	1,711	139,422
	29	61-995	U. of Tampa (Athletic Fund)	1,744	141,954
	Feb. 5	550.08	Board of Regents	1,563	140,481
	12	67-620	Arts Council of Tampa	2,026	174,862
	19	550.03	Various Charities	1,655	180,347
	26	550.03	Various Charities	1,801	156,873
Florida Jai-Alai, Inc.	Dec. 11	550.08	Board of Regents	1,114	44,526
	17	68-60	Seminole Junior College	964	32,566
	18	550.03	Various Charities	850	30,611
	19	550.03	Various Charities	897	31,622
Fronton, Inc.	Jan. 14	550.08	Board of Regents	1,253	41,983
	15	67-540	Marymount College; Palm Beach Jr.; Fla. Atlantic Univ.	1,347	39,341
	21	550.03	Various Charities	1,277	35,217
	28	550.03	Various Charities	1,437	43,191
Gandy Operating Co., Inc.	Mar. 10	61-995	U. of Tampa (Athletic Fund)	1,655	54,505
	12	550.03	Various Charities	2,003	59,575
	17	63-738	U. of Tampa (Academic Fund)	1,914	60,958
	19	550.03	Various Charities	2,091	63,798
	22	550.08	Board of Regents	1,022	39,622
Gulfstream Park Racing Assoc.	Apr. 22	550.08	Board of Regents	7,332	927,591
	23	550.03	Univ. of Miami and Others	8,255	991,990
	24	550.03	Nova Univ. and Others	8,053	1,047,371
Investment Corp. of So. Fla.	Dec. 31	550.08	Board of Regents	3,268	174,603
	Jan. 1	550.03	United Fund and Univ. of Miami	3,682	215,734
	2	550.03	Nova Univ. & Fla. Atlantic Univ.	4,097	250,879
Jacksonville Kennel Club, Inc.	Jan. 7	550.08	Board of Regents	1,316	73,844
	11*	550.03	Jacksonville Univ. and Edward Waters College	1,471	82,989
Jefferson Cty. Kennel Club	Aug. 27	550.08	Board of Regents	625	36,882
	28	550.03	Various Charities	720	41,546
Keys Racing Assoc., Ltd.	Mar. 4	57-854	Community Chest	365	17,510
	11	550.08	Board of Regents	366	17,830
	18	550.03	Monroe Junior College	342	15,865
Miami Beach Kennel Club, Inc.	Apr. 15	550.03	Various Charities	3,877	219,990
	17	550.03	Various Charities	3,849	224,790
	22	65-1049	Miami-Dade Junior College	3,474	186,430
	24	550.08	Board of Regents	3,424	179,458

Miami Jai-Alai, Inc.	Jan. 7	550.03	Various Charities	3,910	\$ 149,852
	14	550.03	Various Charities	4,226	161,615
	16	550.03	U. of Miami & Dade State Univ.	4,098	163,913
	Mar. 11	550.08	Board of Regents	4,216	182,539
	25	65-1049	Miami-Dade Junior College	4,127	174,441
	26	67-658	Barry College & Continuing Education Center	3,839	159,367
Monro Operating Co., Inc.	Mar. 25	550.08	Board of Regents	3,527	110,576
	26	550.03	Various Charities	3,198	95,143
	27	550.03	Various Charities	3,064	102,063
Orange Park Kennel Club, Inc.	Apr. 26*	550.03	Jacksonville Univ. and Edward Waters College	1,252	73,541
	29	550.08	Board of Regents	1,160	68,381
Palm Beach Kennel Club, Inc.	Jan. 7	550.08	Board of Regents	3,057	138,683
	9	67-540	Marymount College; Palm Beach Jr.; Fla. Atlantic Univ.	3,063	139,499
	14	550.03	Various Charities	2,950	138,797
	16	550.03	Various Charities	3,562	181,725
Pensacola Greyhound, Inc.	May 6	550.03	Various Charities	1,339	61,427
	13	550.08	Board of Regents	1,059	50,603
	20	550.03	Sacred Heart Childrens Hospital	1,112	51,826
St. Petersburg Kennel Club, Inc.	Jan. 6*	65-926	Fla. Presbyterian College	2,239	139,586
	13*	550.08	Board of Regents	2,775	166,035
	20*	550.03	St. Petersburg Jr. College	2,812	153,893
	27*	550.03	United Fund	3,121	175,214
Sanford-Orlando Kennel Club, Inc.	Dec. 17	550.08	Board of Regents	1,023	69,226
	Jan. 7	68-60	Seminole Jr. College	1,287	82,133
	23	550.03	Various Charities	1,576	96,737
	Mar. 27	550.03	Various Charities	1,846	115,751
Sarasota Kennel Club, Inc.	May 12*	550.03	Various Charities	1,437	97,270
	19*	63-680	Manatee Jr. College	1,506	96,881
	26*	550.08	Board of Regents	1,262	87,303
	June 2*	550.03	New College	1,302	93,048
Tourist Attractions, Inc.	Jan. 7	550.08	Board of Regents	2,337	125,089
	8	550.03	Various Charities	1,674	119,488
	9	550.03	Various Charities	1,934	123,111
Tropical Park, Inc.	Nov. 16	550.03	Various Charities	13,553	1,254,188
	18**	67-658	Barry College & Continuing Education Center	5,756	641,430
	20**	65-1049	Miami-Dade Junior College	6,964	763,537
	21**	550.08	Board of Regents	4,961	606,961
	22	67-658	Barry College & Continuing Education Center	5,051	682,580
	23**	550.03	Various Charities	9,919	1,075,387
	25	65-1049	Miami-Dade Junior College	5,495	727,649
	26	550.08	Board of Regents	5,037	686,730
	27	550.03	U. of Miami & Dade State Univ.	5,259	753,758
	28**	550.03	Various Charities	9,929	1,022,212
	29**	550.03	U. of Miami & Dade State Univ.	6,518	839,949
	30	550.03	Various Charities	9,081	1,191,856
Volusia Jai-Alai, Inc.	June 3	550.03	Various Charities	948	35,951
	4	550.08	Board of Regents	1,104	39,302
	10	550.03	Various Charities	1,172	41,039
Washington Cty. Kennel Club	May 13	550.08	Board of Regents	483	19,652
	20	550.03	Gulf Coast & Okaloosa Walton Jr. Colleges	597	22,900
	22	550.03	Bay County Jr. Deputies	764	28,797
	27	550.03	Gulf Coast & Okaloosa Walton Jr. Colleges	449	22,510

NOTE: These figures not included in the various statistical exhibits presented elsewhere in this report.

*Denotes matinee performance

**Denotes day held for Hialeah Race Course

EXHIBIT "H"

FLORIDA STATE RACING COMMISSION
**RACING REVENUE COLLECTED BY
 GEOGRAPHIC LOCATION**

BROWARD COUNTY			
Gulfstream Park Racing Assoc., Inc.	\$5,347,419.49		
Investment Corp. of South Florida	2,405,922.11		
Monro Operating Co., Inc.	840,029.65		
Tourist Attractions, Inc.	999,247.63	\$ 9,592,618.88	20.52%
CLAY COUNTY			
Orange Park Kennel Club, Inc.		654,996.13	1.40
DADE COUNTY			
Gen. Office—Misc. Receipts & Licenses	\$ 5,706.06		
Biscayne Kennel Club, Inc.	4,869,608.05		
Hialeah Race Course, Inc.	7,235,853.14		
Miami Beach Kennel Club, Inc.	2,225,863.93		
Miami Jai-Alai, Inc.	1,267,711.77		
Tropical Park, Inc.	3,777,664.48		
West Flagler Associates, Ltd.	2,193,345.45	21,575,752.88	46.16
DUVAL COUNTY			
Jacksonville Kennel Club, Inc.		823,088.64	1.76
ESCAMBIA COUNTY			
Pensacola Greyhound Racing, Inc.		683,378.97	1.46
HILLSBOROUGH COUNTY			
Associated Outdoor Clubs, Inc.	\$1,893,710.52		
Florida Downs, Inc.	296,566.68		
Gandy Operating Co., Inc.	345,292.89	2,535,570.09	5.42
JEFFERSON COUNTY			
Jefferson County Kennel Club, Inc.		392,100.89	.84
LEE COUNTY			
Bonita-Ft. Myers Corporation		519,884.88	1.11
MONROE COUNTY			
Keys Racing Association, Ltd.		40,346.38	.09
PALM BEACH COUNTY			
The Fronton, Inc.	\$ 378,017.78		
Palm Beach Kennel Club, Inc.	1,766,881.00	2,144,898.78	4.59
PINELLAS COUNTY			
St. Petersburg Kennel Club, Inc.		2,665,965.55	5.70
SARASOTA COUNTY			
Sarasota Kennel Club, Inc.		1,376,762.79	2.95
SEMINOLE COUNTY			
Florida Jai-Alai, Inc.	\$ 401,612.69		
Sanford-Orlando Kennel Club, Inc.	1,272,469.45	1,674,082.14	3.58
VOLUSIA COUNTY			
Daytona Beach Kennel Club, Inc.	\$1,300,629.40		
Volusia Jai-Alai, Inc.	506,720.72	1,807,350.12	3.87
WASHINGTON COUNTY			
Washington County Kennel Club, Inc.		256,902.78	.55
TOTAL FISCAL YEAR RECEIPTS		<u>\$46,743,699.90</u>	<u>100.00%</u>

NOTE: These figures do not include any Scholarship/Charity Day, or Breakage Trust Fund Amounts.

EXHIBIT "I"

OFFICERS AND DIRECTORS OF PERMIT HOLDERS

Horse Tracks

FLORIDA DOWNS AND TURF CLUB, INC.

P. O. Box "E", Oldsmar, Florida 33557

Officers

WILLIAM H. MAY, <i>President</i>	KENNETH C. PLATTNER, <i>Vice-President</i> <i>Treasurer & Asst. Secretary</i>
BYRNE LITSCHGI, <i>Secretary</i>	MARIAN WOOFER, <i>Assistant Secretary</i>
	VIRGINIA DUKE, <i>Assistant Treasurer</i>

Directors

WILLIAM H. MAY	MORTON L. ANNIS	BYRNE LITSCHGI
----------------	-----------------	----------------

GULFSTREAM PARK RACING ASSOCIATION, INC.

Hallandale, Florida 33009

Officers

JAMES DONN, JR., <i>President</i>	WILLIAM P. MOOTY, <i>Vice-President</i>
FRANK J. PEPPER, JR., <i>Vice-President</i>	HARRY L. FREYN, <i>Vice-President</i>
ARTHUR I. APPLETON, <i>Vice-President</i>	FRED C. FLIPSE, <i>Secretary-Treasurer</i>
	JACK BLAIR, <i>Assistant Treasurer</i>

Directors

ARTHUR I. APPLETON	M. E. CUNNINGHAM	WILLIAM P. MOOTY
DAVED A. CANEL	FRED C. FLIPSE	HARRISON EITELJORG
JAMES DONN	HARRY L. FREYN	FRANK J. PEPPER, JR.
JAMES DONN, JR.	MAURICE A. HUTCHESON	JACK BLAIR

HIALEAH RACE COURSE, INC.

P. O. Box 158, Hialeah, Florida 33011

Officers

EUGENE MORI, <i>President</i>	WILLIAM C. FISHER, <i>Treasurer</i>
W. H. DONOVAN, <i>Vice-President</i>	WILLIAM C. LANTAFF, <i>Secretary</i>

Directors

EUGENE MORI	WILLIAM C. LANTAFF	MICHAEL G. PHIPPS
EUGENE E. MORI	DANIEL F. RICE	CHARLES P. LYKES
W. H. DONOVAN	FRED W. HOOPER	P. A. B. WIDENER
	FRANK M. FOLSOM	

TROPICAL PARK, INC.

P. O. Box 7007, Miami, Florida 33155

Officers

SAUL SILBERMAN, <i>President-Treasurer</i>	IRENE P. INGLE, <i>Vice-President-Secretary</i>
--	---

Directors

SAUL SILBERMAN	STANLEY JAMES SILBERMAN
IRENE P. INGLE	LILLIAN R. SILBERMAN

Harness Track

TOURIST ATTRACTIONS, INC.
1800 S. W. 3 Street, Pompano Beach, Florida 33060

Officers

FREDERIC L. VAN LENNEP, *President* WILLIAM P. VAN BUREN, *Treasurer*
WOODFORD LAWLIS, *Vice-President* A. J. MUSSELMAN, JR., *Secretary*
LINDA GILES, *Asst. Secretary*

Directors

FREDERICK L. VAN LENNEP PERRINE PALMER, JR.
A. J. MUSSELMAN, JR. MARION E. SIBLEY

Greyhound Tracks

ASSOCIATED OUT-DOOR CLUBS, INC.
P. O. Box 8096, Tampa, Florida 33604

Officers

WILLIAM H. JOHNSTON, SR., *Chairman of the Board*
JOHN H. HATER, *President and General Manager*
R. J. HART, *Secretary* JAMES PATTON, *Vice President*
ROBERT E. HATER, *Assistant Secretary* HARRY J. HATER, *Treasurer*
C. W. BIDWILL, JR., *Assistant Treasurer*

Directors

WILLIAM H. JOHNSTON, SR. JOHN H. HATER HARRY J. HATER, JR.
R. J. HART, SR. ROBERT E. HATER C. W. BIDWILL, JR.
JAMES PATTON

BISCAYNE KENNEL CLUB, INC.
817 Dade Federal Building, Miami, Florida 33131

Officers

JAMES C. KNIGHT, *President*
CHARLES E. JORDON, *Treasurer*
ELLEN K. WHITESIDE, *Vice-President and Secretary*
CHARLES N. LEIGH, *Vice-President*

Directors

JAMES C. KNIGHT ROBERT M. McDONALD JACK O. CLEVELAND
ELLEN K. WHITESIDE CHARLES E. JORDON CHARLES N. LEIGH
M. LUTHER MERSHON MARILYN A. WEST

BONITA - FT. MYERS CORPORATION
P. O. Box 250, Bonita Springs, Florida 33923

Officers

GEORGE E. ALLEN, *President* JOHN WALTMAN, *Vice-President*
ROBERT F. TAYLOR, *Secretary*

Directors

GEORGE E. ALLEN ROBERT F. TAYLOR JOHN WALTMAN

DAYTONA BEACH KENNEL CLUB, INC.
P. O. Box 2360, Daytona Beach, Florida 32015

Officers

JOHN G. MASONI, *President and Treasurer* MARVIN J. LARONGE, *Secretary*
JOSEPH C. LOMBARDO, *Vice-President* F. D. LITTLEFIELD, *Asst.-Secretary*
CARL J. LOMBARDO, *2nd Vice-President* MOISE STEEG, JR., *3rd Vice-President*
J. M. JACOBS, *Asst. Treasurer*

Directors

JOHN G. MASONI JOSEPH C. LOMBARDO JEREMY M. JACOBS
CARL J. LOMBARDO MARVIN J. LARONGE

INVESTMENT CORPORATION OF SOUTH FLORIDA

P. O. Box 2007, Hollywood, Florida 33022

Officers

MARION E. SIBLEY, *President*
PERRINE PALMER, *Asst. President and Asst. Treasurer*
THOMAS M. LYNCH, III, *Vice-President* KATHERINE B. SHERIDAN, *Secretary*

Directors

FREDERIC L. VAN LENNEP THOMAS M. LYNCH, III PERRINE PALMER
MARION E. SIBLEY

JACKSONVILLE KENNEL CLUB, INC.

P. O. Box 1895 Jacksonville, Florida 32201

Officers

JAMES J. PATTON, *President* DONALD W. HOWELL, *Vice-President*
R. J. HART, SR., *Secretary-Treasurer* JOHN A. RUSH, *Asst. Secretary-Treasurer*

Directors

W. H. JOHNSTON, SR. JOHN A. RUSH JOHN J. PATTON
JAMES J. PATTON R. J. HART, SR. C. W. BIDWILL
DONALD W. HOWELL CARL T. HOFFMAN W. H. JOHNSTON, JR.

JEFFERSON COUNTY KENNEL CLUB, INC.

P. O. Box 400, Monticello, Florida 32344

Officers

STEVE ANDRIS, *President and General Manager*
M. HOWARD WILLIAMS, *Vice-President*
STUART SIMPSON, *Second Vice-President*
ANDY ANDRIS, *Secretary-Treasurer*

Directors

ANDY ANDRIS FRED E. DEEB STUART SIMPSON
STEVE ANDRIS W. C. HAWKINS M. HOWARD WILLIAMS

KEYS RACING ASSOCIATION, LTD.
P. O. Box 2451, Key West, Florida 33040

General Partner

PENSACOLA GREYHOUND RACING, INC.

Limited Partners

GEORGE COURY GEORGE KASTENBAUM JOSEPH E. CARNEY, SR.

MIAMI BEACH KENNEL CLUB, INC.

33 South Collins Avenue, Miami Beach, Florida 33139

Officers

WILLIAM H. JOHNSTON, SR., Chairman of the Board
JAMES PATTON, *President* FRANK R. ANDERSON, *Vice-President*
CARL T. HOFFMAN, *Asst. Secretary* C. W. BIDWILL, JR., *Treasurer*
WILLIAM H. JOHNSTON, JR., *Secretary*

Directors

WILLIAM E. GARDNER JAMES PATTON C. W. BIDWILL, JR.
WM. H. JOHNSTON, SR. CARL T. HOFFMAN FRANK R. ANDERSON
WILLIAM H. JOHNSTON, JR.

ORANGE PARK KENNEL CLUB, INC.

P. O. Box 1895, Jacksonville, Florida 32201

Officers

JAMES J. PATTON, *President* JOHN A. RUSH, *Vice-President*
D. W. HOWELL, *Secretary* WM. H. JOHNSTON, JR., *Treasurer*

Directors

D. W. HOWELL WM. H. JOHNSTON, SR. JOHN J. PATTON
WM. H. JOHNSTON, JR. JAMES J. PATTON JOHN A. RUSH
C. W. BIDWILL CARL T. HOFFMAN R. J. HART, SR.

PALM BEACH KENNEL CLUB, INC.

P. O. Box 790, West Palm Beach, Florida 33402

Officers

JOHN E. BOGGIANO, *President* JOHN G. MASONI, *Secretary-Treasurer*
JOSEPH C. LOMBARDO, *Vice-President* CARL J. LOMBARDO, *Asst. Secretary*
WILLIAM C. CRAWFORD, *Asst. Secretary* ANGELO CASSARO, *Asst. Treasurer*

Directors

JOHN E. BOGGIANO ANGELO CASSARO NORMA BOGGIANO
JOSEPH C. LOMBARDO PHILLIP D. O'CONNELL JOHN G. MASONI

PENSACOLA GREYHOUND RACING, INC.

P.O. Box 803, Pensacola, Florida 32502

Officers

JOSEPH E. CARNEY, JR., *President* DR. THOMAS F. CARNEY, *Treasurer*
JAMES H. LOOK, *Vice-President* KENNETH FULGHUM, JR., *Secretary*

Directors

JOSEPH E. CARNEY, JR. JAMES H. LOOK KENNETH FULGHUM, JR.
DR. THOMAS F. CARNEY JOSHUA J. SEGAL

SANFORD-ORLANDO KENNEL CLUB, INC.
Longwood, Florida 32750

Officers

MRS. KATHERINE M. NICHOLS, *President*
JACK LEDOUX, *Secretary*
MISS MARY M. KELLY, *Vice-President and Treasurer*
MISS CATHERINE M. KELLY, *Asst. Secretary*

Directors

MISS MARY M. KELLY MRS. KATHERINE M. NICHOLS JERRY COLLINS

SARASOTA KENNEL CLUB INC.

5400 Bradenton Road, Sarasota, Florida 33579

Officers

GUS V. WIDEN, *President* JACK G. COLLINS, *Vice-President*
JERRY COLLINS, *Secretary-Treasurer*

Directors

GUS V. WIDEN JERRY COLLINS
ELON C. ROBISON LOLA COLLINS JACK G. COLLINS

ST. PETERSBURG KENNEL CLUB, INC.

10490 Gandy Boulevard, St. Petersburg, Florida 33702

Officers

OTTO L. WEAVER, *President* MRS. JOHN E. BROOKS, *Vice-President*
A. D. WEAVER, *Secretary-Treasurer*

Directors

JOYCE W. BROOKS GLENN E. LOUGHRIDGE A. D. WEAVER
PAUL A. LAUGHNER OTTO L. WEAVER

WASHINGTON COUNTY KENNEL CLUB, INC.

Ebro, Florida 32437

Officers

LUTHER F. HESS, *President* JOHN H. HATER, *Vice-President*
PAUL DERVAES, *Vice-President and Treasurer* SIDNEY SUMMERS, *Secretary*

Directors

LUTHER F. HESS JOHN H. HATER DOROTHY STEVENS
PAUL DERVAES SIDNEY SUMMERS HARRY J. HATER, JR.

WEST FLAGLER ASSOCIATES, LTD.

P. O. Box 35-460, Miami, Florida 33135

General Partners

ISADORE HECHT FLORENCE HECHT DAVID HECHT
SIDNEY LEFCOURT

Jai - Alai

FLORIDA JAI ALAI, INC.

P. O. Box 107, Fern Park, Florida 32730

Officers

STEPHEN A. CALDER, *President-Treasurer* JOHN W. INDELLI, *Vice-President*
R. B. WALL, JR., *Secretary*

Directors

STEPHEN A. CALDER R. B. WALL, JR. ANDREW CARRAWAY
RICHARD STABELL JOHN A. BURTON, IV JOHN W. INDELLI

THE FRONTON, INC.
1415 West 45 Street, West Palm Beach, Florida 33407

Officers

ARTHUR W. SILVESTER, *President* JAMES L. KIRKLAND, *Secretary*
WILLIAM A. LORD, *Vice-President-Treasurer*

Directors

JAMES L. KIRKLAND ARTHUR W. SILVESTER WILLIAM A. LORD

GANDY OPERATING COMPANY, INC.
P. O. Box 13485, Tampa, Florida 33609

Officers

FRANK J. KRAEMER, *President*
BERNARD CHAUNCEY, *Vice-President and Treasurer*
ROBERT T. KRAEMER, *Secretary*

Directors

FRANK J. KRAEMER THOMAS C. KRAEMER ALEXANDER S. GORDON
BERNARD CHAUNCEY BERNARD I. BINDER SAMUEL MORRIS
SAUL LEOPOLD

MIAMI JAI ALAI, INC.
3500 N. W. 37 Avenue, Miami, Florida 33142

Officers

L. STANLEY BERENSON, *President*
BENJAMIN A. TRUSTMAN, *Treasurer and Secretary*
SAMUEL PINANSKI, *Chairman of the Board and Vice-President*

Directors

SAMUEL PINANSKI WILLIAM C. WORLEY L. STANLEY BERENSON
REUBEN B. GRYZMISH BENJAMIN A. TRUSTMAN LOUIS S. WEINBERG

MONRO OPERATING COMPANY, INC.
P. O. Box 96, Dania, Florida 33004

Officers

R. A. McANDREWS, *President* H. L. MANUSHAW, *Treasurer*
CLARE M. McANDREWS, *Vice-President* E. E. BRACKEBUSH, *Asst. Secretary*
LEE M. WORLEY, *Secretary*

Directors

R. A. McANDREWS LEE M. WORLEY H. L. MANUSHAW
CLARE M. McANDREWS WM. R. DAWES E. E. BRACKEBUSH

VOLUSIA JAI ALAI, INC.
P. O. Box 1468, Daytona Beach, Florida 32115

Officers

VANCE SCHWARTZ, *President* LAWRENCE JACOBS, *Vice-President*
JERRY JACOBS, *Secretary* MAX JACOBS, *Treasurer*

Directors

VANCE SCHWARTZ LAWRENCE JACOBS MAX JACOBS
JERRY JACOBS

ASSOCIATED OUTDOOR CLUBS, INC.

Dog Track — Tampa

101 Racing Days — September 5, 1968 to January 3, 1969 — Incl. — 139 Performances

Pari-Mutuel Handle\$26,416,347.00
 Average Performance 190,045.66
 Average Wager per Capita 55.25
(Based on Taxable Admissions)

Total Paid Attendance 478,059
 Average Paid Attendance per Performance 3,439
 Net Commission = 17% of P-M Handle less \$170.00
 Track Allowance per Race

STATE REVENUE

3/17 of Net Commission (Counties)\$ 743,620.41
 2/17 of Net Commission (Old Age Assistance) ... 495,746.94
 2/17 of Net Commission (Counties) 495,746.94
 25% of Breaks (Counties) 26,350.35
 75% of Breaks (Old Age Assistance) 79,053.06
 Admission Tax (Counties) 50,911.07
 \$ 1,891,428.77
 Occupational Licenses (Counties) 2,231.75
 Assumed Names (Counties) 50.00
 Total State Revenue\$ 1,893,710.52

TRACK REVENUE

1,629 Races @ \$170.00 Allowance per Race\$ 276,930.00
 10/17 of Net Commission 2,478,734.70
 Total Track Revenue (10.43%)\$ 2,755,664.70
 Distributed to Public from P-M Handle (82.60%) ..\$21,820,164.60
 Distributed to Public from Track for Minus Pool... 41.30
 Total Distributed to Public\$21,820,205.90
 Percentage of Daily Double to Total Pool 7.26%
 Percentage of Big "Q" to Total Pool 6.27%
 Percentage of Quiniela to Total Pool 74.38%
 Percentage of Breaks to Total Pool 0.40%

Pool Classification	Amount Wagered	\$10.00 Wagers		\$5.00 Wagers		\$2.00 Wagers	
		Number	Amount	Number	Amount	Number	Amount
Daily Double	\$ 1,917,936.00	—	\$ —	—	\$ —	958,968	\$ 1,917,936.00
Big "Q"	1,657,884.00	—	—	—	—	828,942	1,657,884.00
Quiniela	19,649,908.00	214,276	2,142,760.00	—	—	8,753,574	17,507,148.00
Win	1,379,170.00	—	—	111,978	559,890.00	409,640	819,280.00
Place	968,271.00	—	—	58,729	293,645.00	337,313	674,626.00
Show	843,178.00	—	—	35,614	178,070.00	332,554	665,108.00
TOTAL	\$26,416,347.00	214,276	\$2,142,760.00	206,321	\$1,031,605.00	11,620,991	\$23,241,982.00

Closed October 18; December 24, 1968.

35

BISCAYNE KENNEL CLUB, INC.
Dog Track — Miami

55 Racing Days — July 1 to September 2, 1968 — 64 Performances
101 Racing Days — November 4, 1968 to March 5, 1969, Incl. — 101 Performances
156 165

Pari-Mutuel Handle \$65,316,306.00
Average Performance 395,856.40
Average Wager per Capita 63.33
(Based on Taxable Admissions)

Total Paid Attendance 1,031,425
Average Paid Attendance per Performance 6,251
Net Commission = 17% of P-M Handle less \$170.00
Track Allowance per Race

STATE REVENUE

3/17 of Net Commission (Counties) \$ 1,900,359.18
2/17 of Net Commission (Old Age Assistance) 1,266,906.12
2/17 of Net Commission (Counties) 1,266,906.12
25% of Breaks (Counties) 78,715.73
75% of Breaks (Old Age Assistance) 236,148.93
Admission Tax (Counties) 114,132.72
\$ 4,863,168.80
Occupational Licenses (Counties) 6,189.25
Assumed Names (Counties) 250.00
Total State Revenue \$ 4,869,608.05

TRACK REVENUE

1,971 Races @ \$170.00 Allowance per Race \$ 335,070.00
10/17 of Net Commission 6,334,530.60
Total Track Revenue (10.21%) \$ 6,669,600.60
Distributed to Public from P-M Handle (82.52%) \$53,897,669.32
Distributed to Public from Track for Minus Pool 1,797.68
Total Distributed to Public \$53,899,467.00
Percentage of Daily Double to Total Pool 4.31%
Percentage of Big "Q" to Total Pool 4.93%
Percentage of Quiniela to Total Pool 62.46%
Percentage of Perfecta to Total Pool 12.64%
Percentage of Breaks to Total Pool 0.48%

36

Pool Classification	Amount Wagered	\$10.00 Wagers		\$2.00 Wagers	
		Number	Amount	Number	Amount
Daily Double	\$ 2,815,258.00	34,008	\$ 340,080.00	1,237,589	\$ 2,475,178.00
Perfecta	8,256,536.00	161,896	1,618,960.00	3,318,788	6,637,576.00
Big "Q"	3,222,052.00	70,199	701,990.00	1,260,031	2,520,062.00
Quiniela	40,799,502.00	861,893	8,618,930.00	16,090,286	32,180,572.00
Win	5,215,806.00	236,959	2,369,590.00	1,423,108	2,846,216.00
Place	2,824,246.00	98,287	982,870.00	920,688	1,841,376.00
Show	2,182,906.00	62,266	622,660.00	780,123	1,560,246.00
TOTAL	\$65,316,306.00	1,525,508	\$15,255,080.00	25,030,613	\$50,061,226.00

BONITA - FT. MYERS CORPORATION

Dog Track — Bonita Springs

97 Racing Days — December 26, 1968 to April 22, 1969, Incl. — 127 Performances

Pari-Mutuel Handle \$ 8,117,841.00
 Average Performance 63,920.00
 Average Wager per Capita 45.36
 (Based on Taxable Admissions)

Total Paid Attendance 178,940
 Average Paid Attendance per Performance 1,409
 Net Commission = 17% of P-M Handle less \$170.00
 Track Allowance per Race

STATE REVENUE

3/17 of Net Commission (Counties) \$ 198,715.23
 2/17 of Net Commission (Old Age Assistance) ... 132,476.82
 2/17 of Net Commission (Counties) 132,476.82
 25% of Breaks (Counties) 9,031.48
 75% of Breaks (Old Age Assistance) 27,096.14
 Admission Tax (Counties) 18,768.89
 \$ 518,565.38
 Occupational Licenses (Counties) 1,319.50
 Total State Revenue \$ 519,884.88

TRACK REVENUE

1,494 Races @ \$170.000 Allowance per Race \$ 253,980.00
 10/17 of Net Commission 662,384.10
 Total Track Revenue (11.29%) \$ 916,364.10
 Distributed to Public from P-M Handle (82.55%) ... \$ 6,701,680.41
 Distributed to Public from Track for Minus Pool ... 7.49
 Total Distributed to Public \$ 6,701,687.90
 Percentage of Daily Double to Total Pool 6.32%
 Percentage of Perfecta to Total Pool 7.14%
 Percentage of Quiniela to Total Pool 72.20%
 Percentage of Breaks to Total Pool45%

37

Pool Classification	Amount Wagered	Number \$5.00	Amount Wagers	Number \$3.00	Amount Wagers	Number \$2.00	Amount Wagers
Daily Double	\$ 513,534.00	—	\$ —	—	\$ —	256,767	\$ 513,534.00
Perfecta	580,341.00	—	—	193,447	580,341.00	—	—
Quiniela	5,861,728.00	—	—	—	—	2,930,864	5,861,728.00
Win	460,140.00	24,354	121,770.00	—	—	169,185	338,370.00
Place	338,771.00	13,163	65,815.00	—	—	136,478	272,956.00
Show	363,327.00	8,795	43,975.00	—	—	159,676	319,352.00
TOTAL	\$8,117,841.00	46,312	\$231,560.00	193,447	\$580,341.00	3,652,970	\$7,305,940.00

Closed March 31, 1969

DAYTONA BEACH KENNEL CLUB, INC.

Dog Track — Daytona Beach

76 Racing Days — July 1 to September 28, 1968, Incl. — 104 Performances
 25 Racing Days — June 2 to June 30, 1969, Incl. — 34 Performances
101 138

Pari-Mutuel Handle \$18,497,550.00
 Average Performance 134,040.22
 Average Wager per Capita 51.89
 (Based on Taxable Admissions)

Total Paid Attendance 356,497
 Average Paid Attendance per Performance 2,583
 Net Commission = 17% of P-M Handle less \$170.00
 Track Allowance per Race

STATE REVENUE

3/17 of Net Commission (Counties) \$ 506,356.50
 2/17 of Net Commission (Old Age Assistance) 337,571.00
 2/17 of Net Commission (Counties) 337,571.00
 25% of Breaks (Counties) 19,082.77
 75% of Breaks (Old Age Assistance) 57,250.25
 Admission Tax (Counties) 39,498.63
 \$ 1,297,330.15
 Occupational Licenses (Counties) 3,099.25
 Kennel Names (Counties) 200.00
 Total State Revenue \$ 1,300,629.40

TRACK REVENUE

1,619 Races @ \$170.00 Allowance Per Race \$ 275,230.00
 10/17 of Net Commission 1,687,855.00
 Total Track Revenue (10.61%) \$ 1,963,085.00
 Distributed to Public from P-M Handle (82.59%) \$15,276,633.48
 Distributed to Public from Track for Minus Pool 34.02
 Total Distributed to Public \$15,276,667.50
 Percentage of Daily Double to Total Pool 3.79%
 Percentage of Perfecta to Total Pool 16.91%
 Percentage of Big "Q" to Total Pool 4.68%
 Percentage of Quiniela to Total Pool 63.71%
 Percentage of Breaks to Total Pool41%

38

Pool Classification	Amount Wagered	\$10.00 Wagers Number	\$10.00 Wagers Amount	\$5.00 Wagers Number	\$5.00 Wagers Amount	\$3.00 Wagers Number	\$3.00 Wagers Amount	\$2.00 Wagers Number	\$2.00 Wagers Amount
Daily Double	\$ 701,328.00	—	\$ —	—	\$ —	—	\$ —	350,664	\$ 701,328.00
Perfecta	3,129,080.00	—	—	71,380	356,900.00	924,060	2,772,180.00	—	—
Big "Q"	865,476.00	—	—	—	—	—	—	432,738	865,476.00
Quiniela	11,784,420.00	94,765	947,650.00	—	—	—	—	5,418,385	10,836,770.00
Win	811,651.00	—	—	55,161	275,805.00	—	—	267,923	535,846.00
Place	578,850.00	—	—	29,304	146,520.00	—	—	216,165	432,330.00
Show	626,745.00	—	—	20,757	103,785.00	—	—	261,480	522,960.00
TOTAL	\$18,497,550.00	94,765	\$947,650.00	176,602	\$883,010.00	924,060	\$2,772,180.00	6,947,355	\$13,894,710.00

INVESTMENT CORPORATION OF SOUTH FLORIDA

Dog Track — Hollywood

101 Racing Days — December 26, 1968 to April 26, 1969, Incl. — 101 Performances

Pari-Mutuel Handle\$32,516,828.00
 Average Performance 321,948.79
 Average Wager per Capita 59.08
 (Based on Taxable Admissions)

Total Paid Attendance 550,367
 Average Paid Attendance per Performance 5,449
 Net Commission = 17% of P-M Handle less \$170.00
 Track Allowance per Race

STATE REVENUE

3/17 of Net Commission (Counties)\$ 939,144.84
 2/17 of Net Commission (Old Age Assistance) ... 626,096.56
 2/17 of Net Commission (Counties) 626,096.56
 25% of Breaks (Counties) 37,004.50
 75% of Breaks (Old Age Assistance) 111,014.94
 Admission Tax (Counties) 64,273.46
 \$ 2,403,630.86
 Occupational Licenses (Counties) 2,291.25
 Total State Revenue\$ 2,405,922.11

TRACK REVENUE

1,212 Races @ \$170.00 Allowance per Race\$ 206,040.00
 10/17 of Net Commission 3,130,482.80
 Total Track Revenue (10.26%)\$ 3,336,522.80
 Total Distributed to Public from P-M Handle
 (82.54%)\$26,840,947.80
 Percentage of Daily Double to Total Pool 4.24%
 Percentage of Big "Q" to Total Pool 5.09%
 Percentage of Quiniela to Total Pool 57.00%
 Percentage of Perfecta to Total Pool 17.68%
 Percentage of Breaks to Total Pool46%

39

Pool Classification	Amount Wagered	\$10.00 Wagers		\$5.00 Wagers		\$3.00 Wagers		\$2.00 Wagers		\$1.00 Wagers	
		Number	Amount	Number	Amount	Number	Amount	Number	Amount	Number	Amount
Daily Double	\$ 1,380,262.00	12,181	\$ 121,810.00	—	\$ —	—	\$ —	629,226	\$ 1,258,452.00	—	\$ —
Perfecta	5,751,826.00	—	—	197,654	988,270.00	1,587,852	4,763,556.00	—	—	—	—
Big "Q"	1,658,078.00	33,157	331,570.00	—	—	—	—	663,254	1,326,508.00	—	—
Quiniela	18,535,644.00	318,719	3,187,190.00	—	—	—	—	7,674,227	15,348,454.00	—	—
Win	2,715,438.00	103,231	1,032,310.00	—	—	—	—	692,222	1,384,444.00	298,684	298,684.00
Place	1,386,388.00	39,997	399,970.00	—	—	—	—	343,867	687,734.00	298,684	298,684.00
Show	1,089,192.00	22,565	225,650.00	—	—	—	—	282,429	564,858.00	298,684	298,684.00
TOTAL	\$32,516,828.00	529,850	\$5,298,500.00	197,654	\$988,270.00	1,587,852	\$4,763,556.00	10,285,225	\$20,570,450.00	896,052	\$896,052.00

Closed March 31, 1969

JEFFERSON COUNTY KENNEL CLUB, INC.

Dog Track — Monticello

49 Racing Days —	July 1 to August 26, 1968, Incl.	— 59 Performances
27 Racing Days —	August 29 to September 28, 1968, Incl.	— 33 Performances
27 Racing Days —	May 30 to June 30, 1969, Incl.	— 32 Performances
103		124

Pari-Mutuel Handle	\$ 6,451,404.00
Average Performance	52,027.45
Average Wager per Capita	54.78
<i>(Based on Taxable Admissions)</i>	

Total Paid Attendance	117,763
Average Paid Attendance per Performance	949
<i>Net Commission = 17% of P-M Handle less \$170.00 Track Allowance per Race</i>	

STATE REVENUE

3/17 of Net Commission (Counties)	\$ 149,532.12
2/17 of Net Commission (Old Age Assistance)	99,688.08
2/17 of Net Commission (Counties)	99,688.08
25% of Breaks (Counties)	7,199.59
75% of Breaks (Old Age Assistance)	21,599.91
Admission Tax (Counties)	12,284.86
	\$ 389,992.64
Occupational Licenses (Counties)	2,008.25
Kennel Names (Counties)	100.00
Total State Revenue	\$ 392,100.89

TRACK REVENUE

1,467 Races @ \$170.00 Allowance per Race	\$ 249,390.00
10/17 of Net Commission	498,440.40
Total Track Revenue (11:59%)	\$ 747,830.40
Distributed to Public from P-M Handle (82.55%)	\$ 5,325,865.82
Distributed to Public from Track for Minus Pool	46.98
Total Distributed to Public	\$ 5,325,912.80
Percentage of Daily Double to Total Pool	4.83%
Percentage of Big "Q" to Total Pool	9.50%
Percentage of Quiniela to Total Pool	74.28%
Percentage of Breaks to Total Pool45%

Pool Classification	Amount Wagered	Number	\$2.00 Wagers
			Amount
Daily Double	\$ 311,756.00	155,878	\$ 311,756.00
Big "Q"	612,820.00	306,410	612,820.00
Quiniela	4,792,420.00	2,396,210	4,792,420.00
Win	236,646.00	118,323	236,646.00
Place	232,734.00	116,367	232,734.00
Show	265,028.00	132,514	265,028.00
TOTAL	\$6,451,404.00	3,225,702	\$6,451,404.00

JACKSONVILLE KENNEL CLUB, INC.

Dog Track — Jacksonville

101 Racing Days — December 25, 1968 to April 23, 1969, Incl. — 117 Performances

Pari-Mutuel Handle\$12,119,416.00
 Average Performance 103,584.75
 Average Wager per Capita 55.80
 (Based on Taxable Admissions)

Total Paid Attendance 217,174
 Average Paid Attendance per Performance 1,856
 Net Commission = 17% of P-M Handle less \$170.00
 Track Allowance per Race

STATE REVENUE

3/17 of Net Commission (Counties)\$ 321,942.48
 2/17 of Net Commission (Old Age Assistance) 214,628.32
 2/17 of Net Commission (Counties) 214,628.32
 25% of Breaks (Counties) 12,426.83
 75% of Breaks (Old Age Assistance) 37,282.04
 Admission Tax (Counties) 21,717.40
 \$ 822,625.39
 Occupational Licenses (Counties) 463.25
 Total State Revenue\$ 823,088.64

TRACK REVENUE

1,388 Races @ \$170.00 Allowance per Race\$ 235,960.00
 10/17 of Net Commission 1,073,141.60
 Total Track Revenue (10.80%)\$ 1,309,101.60
 Distributed to Public from P-M Handle (82.59%)\$10,009,406.41
 Distributed to Public from Track for Minus Pool 54.79
 Total Distributed to Public\$10,009,461.20
 Percentage of Daily Double to Total Pool 4.90%
 Percentage of Big "Q" to Total Pool 7.95%
 Percentage of Quiniela to Total Pool 76.74%
 Percentage of Breaks to Total Pool41%

41

Pool Classification	Amount Wagered	\$10.00 Wagers		\$5.00 Wagers		\$2.00 Wagers	
		Number	Wagers Amount	Number	Wagers Amount	Number	Wagers Amount
Daily Double	\$ 593,992.00	—	\$ —	—	\$ —	296,996	\$ 593,992.00
Big "Q"	962,976.00	—	—	—	—	481,488	962,976.00
Quiniela	9,300,888.00	65,756	657,560.00	—	—	4,321,664	8,643,328.00
Win	496,260.00	—	—	38,140	190,700.00	152,780	305,560.00
Place	391,731.00	—	—	23,003	115,015.00	138,358	276,716.00
Show	373,569.00	—	—	13,893	69,465.00	152,052	304,104.00
TOTAL	\$12,119,416.00	65,756	\$657,560.00	75,036	\$375,180.00	5,543,338	\$11,086,676.00

Closed March 31, 1969

KEYS RACING ASSOCIATION, LTD.

Dog Track — Key West

89 Racing Days — December 14, 1968 to April 5, 1969, Incl. — 89 Performances

Pari-Mutuel Handle	\$ 1,728,068.00
Average Performance	19,416.49
Average Wager per Capita	40.54
<i>(Based on Taxable Admissions)</i>	

Total Paid Attendance	42,622
Average Paid Attendance per Performance	479
<i>Net Commission = 17% of P-M Handle less \$170.00</i>	
<i>Track Allowance per Race</i>	

STATE REVENUE

3/17 of Net Commission (Counties)	\$ 13,446.78
2/17 of Net Commission (Old Age Assistance)	8,964.52
2/17 of Net Commission (Counties)	2,464.52
25% of Breaks (Counties)	2,476.93
75% of Breaks (Old Age Assistance)	7,432.07
Admission Tax (Counties)	4,366.06
	\$ 39,150.88
Occupational Licenses (Counties)	1,195.50
Total State Revenue	\$ 40,346.38

TRACK REVENUE

96 Races @ \$170.00 Allowance per Race	\$ 16,320.00
10/17 of Net Commission	252,575.74
Total Track Revenue (15.56%)	\$ 268,895.74
Distributed to Public from P-M Handle (82.43%)	\$ 1,424,387.44
Distributed to Public from Track for Minus Pool	39.76
Total Distributed to Public	\$ 1,424,427.20
Percentage of Daily Double to Total Pool	5.92%
Percentage of Big "Q" to Total Pool	4.07%
Percentage of Quiniela to Total Pool	66.78%
Percentage of Breaks to Total Pool57%

42

Pool Classification	Amount Wagered	\$10.00 Wagers		\$5.00 Wagers		\$2.00 Wagers	
		Number	Amount	Number	Amount	Number	Amount
Daily Double	\$ 102,332.00	—	\$ —	—	\$ —	51,166	\$ 102,332.00
Big "Q"	70,326.00	—	—	—	—	35,163	70,326.00
Quiniela	1,153,948.00	30	300.00	—	—	576,824	1,153,648.00
Win	145,520.00	—	—	7,682	38,410.00	53,555	107,110.00
Place	122,334.00	—	—	4,756	23,780.00	49,277	98,554.00
Show	133,608.00	—	—	3,684	18,420.00	57,594	115,188.00
TOTAL	\$1,728,068.00	30	\$300.00	16,122	\$80,610.00	823,579	\$1,647,158.00

Closed December 24, 25, 31, 1968; January 1; March 31, 1969

MIAMI BEACH KENNEL CLUB, INC.
Dog Track — Miami Beach

53 Racing Days — September 3 to November 2, 1968, Incl. — 62 Performances
46 Racing Days — March 6 to May 3, 1969, Incl. — 49 Performances
99 111

Pari-Mutuel Handle \$30,198,506.00
Average Performance 272,058.61
Average Wager per Capita 57.94
(Based on Taxable Admissions)

Total Paid Attendance 521,211
Average Paid Attendance per Performance 4,695
*Net Commission = 17% of P-M Handle less \$170.00
Track Allowance per Race*

STATE REVENUE

3/17 of Net Commission (Counties) \$ 866,355.18
2/17 of Net Commission (Old Age Assistance) 577,570.12
2/17 of Net Commission (Counties) 577,570.12
25% of Breaks (Counties) 35,998.06
75% of Breaks (Old Age Assistance) 107,995.40
Admission Tax (Counties) 58,323.30
\$ 2,223,812.18
Occupational Licenses (Counties) 2,001.75
Kennel Names (Counties) 50.00
Total State Revenue \$ 2,225,863.93

TRACK REVENUE

1,320 Races @ \$170.00 Allowance per Race \$ 224,400.00
10/17 of Net Commission 2,887,850.60
Total Track Revenue (10.31%) \$ 3,112,250.60
Distributed to Public from P-M Handle (82.52%) \$24,920,766.52
Distributed to Public from Track for Minus Pool 20.68
Total Distributed to Public \$24,920,787.20
Percentage of Daily Double to Total Pool 4.51%
Percentage of Big "Q" to Total Pool 4.83%
Percentage of Quiniela to Total Pool 73.47%
Percentage of Breaks to Total Pool48%

43

Pool Classification	Amount Wagered	\$10.00 Wagers		\$2.00 Wagers	
		Number	Amount	Number	Amount
Daily Double	\$ 1,362,084.00	12,615	\$ 126,150.00	617,967	\$ 1,235,934.00
Big "Q"	1,457,360.00	31,056	310,560.00	573,400	1,146,800.00
Quiniela	22,187,380.00	401,576	4,015,760.00	9,085,810	18,171,620.00
Win	2,688,964.00	121,224	1,212,240.00	738,362	1,476,724.00
Place	1,441,036.00	50,867	508,670.00	466,183	932,366.00
Show	1,061,682.00	32,138	321,380.00	370,151	740,302.00
TOTAL	\$30,198,506.00	649,476	\$6,494,760.00	11,851,873	\$23,703,746.00

Closed March 31, 1969

ORANGE PARK KENNEL CLUB, INC.

Dog Track — Orange Park

72 Racing Days — September 30 to December 21, 1968, Incl. — 84 Performances

31 Racing Days — April 25 to May 31, 1969, Incl. — 36 Performances

103

120

Pari-Mutuel Handle \$ 9,901,751.00
 Average Performance 82,514.59
 Average Wager per Capita 55.57
 (Based on Taxable Admissions)

Total Paid Attendance 178,177
 Average Paid Attendance per Performance 1,484
 Net Commission = 17% of P-M Handle less \$170.00
 Track Allowance per Race

STATE REVENUE

TRACK REVENUE

3/17 of Net Commission (Counties) \$ 254,962.53
 2/17 of Net Commission (Old Age Assistance) 169,975.02
 2/17 of Net Commission (Counties) 169,975.02
 25% of Breaks (Counties) 10,251.63
 75% of Breaks (Old Age Assistance) 30,756.73
 Admission Tax (Counties) 17,817.70
 Occupational Licenses (Counties) \$ 653,738.63
 1,257.50
 Total State Revenue \$ 654,996.13

1,403 Races @ \$170.00 Allowance per Race \$ 238,510.00
 10/17 of Net Commission 849,875.10
 Total Track Revenue (10.99%) \$ 1,088,385.10
 Distributed to Public from P-M Handle (82.59%) \$ 8,177,444.97
 Distributed to Public from Track for Minus Pool 10.93
 Total Distributed to Public \$ 8,177,455.90
 Percentage of Daily Double to Total Pool 4.72%
 Percentage of Big "O" to Total Pool 7.45%
 Percentage of Quiniela to Total Pool 76.53%
 Percentage of Breaks to Total Pool41%

Pool Classification	Amount Wagered	\$10.00 Wagers		\$5.00 Wagers		\$2.00 Wagers	
		Number	Amount	Number	Amount	Number	Amount
Daily Double	\$ 467,784.00	—	\$ —	—	\$ —	233,892	\$ 467,784.00
Big "O"	737,548.00	—	—	—	—	368,774	737,548.00
Quiniela	7,578,144.00	38,922	389,220.00	—	—	3,594,462	7,188,924.00
Win	426,801.00	—	—	25,167	125,835.00	150,483	300,966.00
Place	346,383.00	—	—	14,923	74,615.00	135,884	271,768.00
Show	345,091.00	—	—	9,901	49,505.00	147,793	295,586.00
TOTAL	\$9,901,751.00	38,922	\$389,220.00	49,991	\$249,955.00	4,631,288	\$9,262,576.00

PALM BEACH KENNEL CLUB, INC.

101 Racing Days — Dog Track — West Palm Beach — 119 Performances
January 3 to May 7, 1969, Incl.

Pari-Mutuel Handle	\$24,459,368.00
Average Performance	205,540.90
Average Wager per Capita	49.79
<i>(Based on Taxable Admissions)</i>	

Total Paid Attendance	491,205
Average Paid Attendance per Performance	4,127
<i>Net Commission = 17% of P-M Handle less \$170.00</i>	
<i>Track Allowance per Race</i>	

STATE REVENUE

3/17 of Net Commission (Counties)	\$ 691,481.04
2/17 of Net Commission (Old Age Assistance)	460,987.36
2/17 of Net Commission (Counties)	460,987.36
25% of Breaks (Counties)	24,602.17
75% of Breaks (Old Age Assistance)	73,808.20
Admission Tax (Counties)	51,990.12
	<u>\$ 1,763,856.25</u>
Occupational Licenses (Counties)	2,924.75
Kennel Names (Counties)	100.00
Total State Revenue	<u>\$ 1,766,881.00</u>

TRACK REVENUE

1,410 Races @ \$170.00 Allowance per Race	\$ 239,700.00
10/17 of Net Commission	2,304,936.80
Total Track Revenue (10.40%)	<u>\$ 2,544,636.80</u>
Distributed to Public from P-M Handle (82.60%)	\$20,202,865.07
Distributed to Public from Track for Minus Pool	33.43
Total Distributed to Public	<u>\$20,202,898.50</u>
Percentage of Daily Double to Total Pool	4.84%
Percentage of Perfecta to Total Pool	14.27%
Percentage of Big "Q" to Total Pool	4.76%
Percentage of Quiniela to Total Pool	65.47%
Percentage of Breaks to Total Pool40%

45

Pool Classification	Amount Wagered	\$10.00 Wagers		\$5.00 Wagers		\$3.00 Wagers		\$2.00 Wagers	
		Number	Amount	Number	Amount	Number	Amount	Number	Amount
Daily Double	\$ 1,183,798.00	—	\$ —	—	\$ —	—	\$ —	591,899	\$ 1,183,798.00
Big "Q"	1,164,190.00	—	—	—	—	—	—	582,095	1,164,190.00
Perfecta	3,489,318.00	—	—	—	—	1,163,106	3,489,318.00	—	—
Quiniela	16,014,106.00	144,492	1,444,920.00	—	—	—	—	7,284,593	14,569,186.00
Win	1,109,995.00	—	—	45,507	227,535.00	—	—	441,230	882,460.00
Place	748,885.00	—	—	26,129	130,645.00	—	—	309,120	618,240.00
Show	749,076.00	—	—	21,326	106,630.00	—	—	321,223	642,446.00
TOTAL	\$24,459,368.00	144,492	\$1,444,920.00	92,962	\$464,810.00	1,163,106	\$3,489,318.00	9,530,160	\$19,060,320.00

Closed March 31; April 4, 1969

PENSACOLA GREYHOUND RACING, INC.

Dog Track — Pensacola

51 Racing Days —	July 1 to September 9, 1968, Incl.	—	73 Performances
15 Racing Days —	September 10 to September 30, 1968, Incl.	—	22 Performances
40 Racing Days —	May 2 to June 30, 1969, Incl.	—	58 Performances
<u>106</u>			<u>153</u>

Pari-Mutuel Handle	\$10,405,753.00
Average Performance	68,011.46
Average Wager per Capita	
<i>(Based on Taxable Admissions)</i>	

Total Paid Attendance	203,713
Average Paid Attendance per Performance	1,331
<i>Net Commission = 17% of P-M Handle less \$170.00</i>	
<i>Track Allowance per Race</i>	

STATE REVENUE

3/17 of Net Commission (Counties)	\$ 260,302.59
2/17 of Net Commission (Old Age Assistance)	173,535.06
2/17 of Net Commission (Counties)	173,535.06
25% of Breaks (Counties)	12,050.77
75% of Breaks (Old Age Assistance)	36,154.79
Admission Tax (Counties)	24,614.95
	\$ 680,193.22
Occupational Licenses (Counties)	3,135.75
Kennel Names (Counties)	50.00
Total State Revenue	\$ 683,378.97

TRACK REVENUE

1,729 Races @ \$170.00 Allowance per Race	\$ 293,930.00
10/17 of Net Commission	867,675.30
Total Track Revenue (11.16%)	\$ 1,161,605.30
Distributed to Public from P-M Handle (82.54%)	\$ 8,588,569.43
Distributed to Public from Track for Minus Pool	25.37
Total Distributed to Public	\$ 8,588,594.80
Percentage of Daily Double to Total Pool	4.22%
Percentage of Big "Q" to Total Pool	8.17%
Percentage of Quiniela to Total Pool	74.40%
Percentage of Breaks to Total Pool	.46%

46

Pool Classification	Amount Wagered	\$10.00 Wagers		\$5.00 Wagers		\$2.00 Wagers	
		Number	Amount	Number	Amount	Number	Amount
Daily Double	\$ 439,440.00	—	\$ —	—	\$ —	219,720	\$ 439,440.00
Big "Q"	850,212.00	—	—	—	—	425,106	850,212.00
Quiniela	7,741,732.00	51,623	516,230.00	—	—	3,612,751	7,225,502.00
Win	484,855.00	—	—	26,697	133,485.00	175,685	351,370.00
Place	412,016.00	—	—	14,188	70,940.00	170,538	341,076.00
Show	477,494.00	—	—	10,326	51,630.00	212,932	425,864.00
TOTAL	\$10,405,749.00*	51,623	\$516,230.00	51,211	\$256,055.00	4,819,329	\$9,633,464.00

*Tote Errors

ST. PETERSBURG KENNEL CLUB, INC.

Dog Track—St. Petersburg

103 Racing Days—

January 4 to May 6, 1969, Incl.

— 139 Performances

Pari-Mutuel Handle\$36,330,636.00
 Average Performance 261,371.48
 Average Wager per Capita 51.38
 (Based on Taxable Admissions)

Total Paid Attendance 707,062
 Average Paid Attendance per Performance 5,087
 Net Commission = 17% of P-M Handle less \$170.00
 Track Allowance per Race

STATE REVENUE

3/17 of Net Commission (Counties)\$ 1,042,429.08
 2/17 of Net Commission (Old Age Assistance) 694,952.72
 2/17 of Net Commission (Counties) 694,952.72
 25% of Breaks (Counties) 38,339.48
 75% of Breaks (Old Age Assistance) 115,020.30
 Admission Tax (Counties) 77,995.00
 \$ 2,663,689.30
 Occupational Licenses (Counties) 2,276.25
 Total State Revenue \$ 2,665,965.55

TRACK REVENUE

1,583 Races @ \$170.00 Allowance per Race\$ 269,110.00
 10/17 of Net Commission 3,474,763.60
 Total Track Revenue (10.31%) \$ 3,743,873.60
 Total Distributed to Public from P-M Handle
 (82.58%) \$30,001,068.10
 Percentage of Daily Double to Total Pool 6.56%
 Percentage of Big "Q" to Total Pool 5.39%
 Percentage of Quiniela to Total Pool 64.71%
 Percentage of Perfecta to Total Pool 9.87%
 Percentage of Breaks to Total Pool42%

47

Pool Classification	Amount Wagered	\$10.00 Wagers Number	\$10.00 Wagers Amount	\$5.00 Wagers Number	\$5.00 Wagers Amount	\$3.00 Wagers Number	\$3.00 Wagers Amount	\$2.00 Wagers Number	\$2.00 Wagers Amount
Daily Double	\$ 2,381,922.00	—	\$ —	—	\$ —	—	\$ —	1,190,961	\$ 2,381,922.00
Perfecta	3,585,144.00	—	—	—	—	1,195,048	3,585,144.00	—	—
Big "Q"	1,956,764.00	—	—	—	—	—	—	978,382	1,956,764.00
Quiniela	23,509,970.00	328,066	3,280,660.00	—	—	—	—	10,114,655	20,229,310.00
Win	2,077,975.00	—	—	162,861	814,305.00	—	—	631,835	1,263,670.00
Place	1,455,240.00	—	—	86,250	431,250.00	—	—	511,995	1,023,990.00
Show	1,363,621.00	—	—	61,585	307,925.00	—	—	527,848	1,055,696.00
TOTAL	\$36,330,636.00	328,066	\$3,280,660.00	310,696	\$1,553,480.00	1,195,048	\$3,585,144.00	13,955,676	\$27,911,352.00

Closed March 31, 1969

SANFORD - ORLANDO KENNEL CLUB, INC.

Dog Track — Longwood

105 Racing Days — December 13, 1968 to April 21, 1969, Incl. — 155 Performances

Pari-Mutuel Handle	\$18,382,990.00
Average Performance	118,599.93
Average Wager per Capita	61.46
<i>(Based on Taxable Admissions)</i>	

Total Paid Attendance	299,096
Average Paid Attendance per Performance	1,929
<i>Net Commission = 17% of P-M Handle less \$170.00</i>	
<i>Track Allowance per Race</i>	

STATE REVENUE

3/17 of Net Commission (Counties)	\$ 499,199.70
2/17 of Net Commission (Old Age Assistance)	332,799.80
2/17 of Net Commission (Counties)	332,799.80
25% of Breaks (Counties)	18,305.84
75% of Breaks (Old Age Assistance)	54,919.92
Admission Tax (Counties)	32,352.14
	<u>\$ 1,270,377.20</u>
Occupational Licenses (Counties)	1,992.25
Kennel Names (Counties)	100.00
Total State Revenue	<u>\$ 1,272,469.45</u>

TRACK REVENUE

1,743 Races @ \$170.00 Allowance per Race	\$ 296,310.00
10/17 of Net Commission	1,663,999.00
Total Track Revenue (10.66%)	<u>\$ 1,960,309.00</u>
Distributed to Public from P-M Handle (82.60%)	\$15,184,655.94
Distributed to Public from Track for Minus Pool	27.76
Total Distributed to Public	<u>\$15,184,683.70</u>
Percentage of Daily Double to Total Pool	3.64%
Percentage of Big Perfecta to Total Pool	4.75%
Percentage of Quiniela to Total Pool	63.34%
Percentage of Perfecta to Total Pool	18.57%
Percentage of Breaks to Total Pool40%

48

Pool Classification	Amount Wagered	\$5.00 Wagers		\$3.00 Wagers		\$2.00 Wagers	
		Number	Amount	Number	Amount	Number	Amount
Daily Double	\$ 669,988.00	—	\$ —	—	\$ —	334,994	\$ 669,988.00
Perfecta	3,413,452.00	94,967	474,835.00	979,539	2,938,617.00	—	—
Big Perfecta	873,069.00	—	—	291,023	873,069.00	—	—
Quiniela	11,643,816.00	—	—	—	—	5,821,908	11,643,816.00
Win	729,716.00	37,508	187,540.00	—	—	271,088	542,176.00
Place	517,402.00	19,690	98,450.00	—	—	209,476	418,952.00
Show	535,547.00	15,701	78,505.00	—	—	228,521	457,042.00
TOTAL	\$18,382,990.00	167,866	\$839,330.00	1,270,562	\$3,811,686.00	6,865,987	\$13,731,974.00

Closed December 24, 1968; March 31, 1969

SARASOTA KENNEL CLUB, INC.

Dog Track — Sarasota

57 Racing Days —

July 1 to September 4, 1968, Incl.

— 87 Performances

47 Racing Days —

May 7 to June 30, 1969, Incl.

— 67 Performances

104

154

Pari-Mutuel Handle \$19,696,843.00
 Average Performance 127,901.58
 Average Wager per Capita 54.05
 (Based on Taxable Admissions)

Total Paid Attendance 364,366
 Average Paid Attendance per Performance 2,366
 Net Commission = 17% of P-M Handle less \$170.00
 Track Allowance per Race

STATE REVENUE

3/17 of Net Commission (Counties) \$ 538,285.29
 2/17 of Net Commission (Old Age Assistance) 358,856.86
 2/17 of Net Commission (Counties) 358,856.86
 25% of Breaks (Counties) 19,740.16
 75% of Breaks (Old Age Assistance) 59,222.85
 Admission Tax (Counties) 38,604.52
 \$ 1,373,566.54
 Occupational Licenses (Counties) 3,146.25
 Kennel Names (Counties) 50.00
 Total State Revenue \$ 1,376,762.79

TRACK REVENUE

1,754 Races @ \$170.00 Allowance per Race \$ 298,180.00
 10/17 of Net Commission 1,794,284.30
 Total Track Revenue (10.62%) \$ 2,092,464.30
 Distributed to Public from P-M Handle (82.60%) \$16,269,416.68
 Distributed to Public from Track for Minus Pool 38.92
 Total Distributed to Public \$16,269,455.60
 Percentage of Daily Double to Total Pool 6.23%
 Percentage of Perfecta to Total Pool 16.87%
 Percentage of Big Perfecta to Total Pool 5.09%
 Percentage of Quiniela to Total Pool 62.97%
 Percentage of Breaks to Total Pool40%

49

Pool Classification	Amount Wagered	\$10.00 Wagers Number	\$10.00 Wagers Amount	\$5.00 Wagers Number	\$5.00 Wagers Amount	\$3.00 Wagers Number	\$3.00 Wagers Amount	\$2.00 Wagers Number	\$2.00 Wagers Amount
Daily Double	\$ 1,226,790.00	—	\$ —	—	\$ —	—	\$ —	613,395	\$ 1,226,790.00
Perfecta	3,323,365.00	—	—	79,028	395,140.00	976,075	2,928,225.00	—	—
Big Perfecta	1,002,741.00	—	—	—	—	334,247	\$1,002,741.00	—	—
Quiniela	12,403,282.00	91,274	912,740.00	—	—	—	—	5,745,271	11,490,542.00
Win	731,489.00	—	—	41,881	209,405.00	—	—	261,042	522,084.00
Place	543,885.00	—	—	24,447	122,235.00	—	—	210,825	421,650.00
Show	465,291.00	—	—	15,271	76,355.00	—	—	194,468	388,936.00
TOTAL	\$19,696,843.00	91,274	\$912,740.00	160,627	\$803,135.00	1,310,322	\$3,930,966.00	7,025,001	\$14,050,002.00

WASHINGTON COUNTY KENNEL CLUB, INC.

Dog Track — Ebro

60 Racing Days —	July 1 to September 7, 1968, Incl.	— 72 Performances
42 Racing Days	May 8 to June 30, 1969, Incl.	— 50 Performances
<u>102</u>		<u>122</u>

Pari-Mutuel Handle	\$ 4,557,069.00
Average Performance	37,353.02
Average Wager per Capita	39.47
<i>(Based on Taxable Admissions)</i>	

Total Paid Attendance	115,461
Average Paid Attendance per Performance	946
<i>Net Commission = 17% of P-M Handle less \$170.00</i>	
<i>Track Allowance per Race</i>	

STATE REVENUE

3/17 of Net Commission (Counties)	\$ 92,935.86
2/17 of Net Commission (Old Age Assistance)	61,957.24
2/17 of Net Commission (Counties)	61,597.24
25% of Breaks (Counties)	6,566.04
75% of Breaks (Old Age Assistance)	19,699.97
Admission Tax (Counties)	11,892.93
	<u>\$ 254,649.28</u>
Occupational Licenses (Counties)	2,003.50
Kennel Names (Counties)	250.00
Total State Revenue	<u>\$ 256,902.78</u>

TRACK REVENUE

1 Race @ Less Than \$170.00 Allowance per Race	\$ 156.74
1,394 Races @ \$170.00 Allowance per Race	236,980.00
10/17 of Net Commission	321,074.65
Total Track Revenue (12.25%)	<u>\$ 558,211.39</u>
Distributed to Public from P-M Handle (82.42%)	\$ 3,756,101.26
Distributed to Public from Track for Minus Pool	2.24
Total Distributed to Public	<u>\$ 3,756,103.50</u>
Percentage of Daily Double to Total Pool	3.91%
Percentage of Big "Q" to Total Pool	6.48%
Percentage of Quiniela to Total Pool	66.61%
Percentage of Breaks to Total Pool58%

50

Pool Classification	Amount Wagered	\$5.00 Wagers		\$2.00 Wagers		\$1.00 Wagers	
		Number	Amount	Number	Amount	Number	Amount
Daily Double	\$ 178,016.00	—	\$ —	89,008	\$ 178,016.00	—	\$ —
Big "Q"	295,232.00	—	—	147,616	295,232.00	—	—
Quiniela	3,035,466.00	—	—	1,517,733	3,035,466.00	—	—
Win	398,854.00	24,171	120,855.00	115,736	231,472.00	46,527	46,527.00
Place	303,869.00	12,378	61,890.00	97,726	195,452.00	46,527	46,527.00
Show	345,629.00	9,722	48,610.00	125,246	250,492.00	46,527	46,527.00
TOTAL	\$4,557,066.00*	46,271	\$231,355.00	2,093,065	\$4,186,130.00	139,581	\$139,581.00

*Tote Error

WEST FLAGLER ASSOCIATES, LTD.

Dog Track — Miami

49 Racing Days—

May 5 to June 30, 1969, Incl.

— 67 Performances

Pari-Mutuel Handle\$29,462,217.00
 Average Performance 439,734.58
 Average Wager per Capita 61.03
 (Based on Taxable Admissions)

Total Paid Attendance 482,751
 Average Paid Attendance per Performance 7,205
 Net Commission = 17% of P-M Handle less \$170.00
 Track Allowance per Race

STATE REVENUE

3/17 of Net Commission (Counties)\$ 860,256.51
 2/17 of Net Commission (Old Age Assistance) --- 573,504.34
 2/17 of Net Commission (Counties) 573,504.34
 25% of Breaks (Counties) 33,016.41
 75% of Breaks (Old Age Assistance) 99,050.10
 Admission Tax (Counties) 53,100.90
 \$ 2,192,432.60
 Occupational Licenses (Counties) 912.85
 Total State Revenue\$ 2,193,345.45

TRACK REVENUE

787 Races @ \$170.00 Allowance per Race\$ 133,790.00
 10/17 of Net Commission 2,867,521.70
 Total Track Revenue (10.19%)\$ 3,001,311.70
 Distributed to Public from P-M Handle (82.55%)\$24,321,573.60
 Percentage of Daily Double to Total Pool 3.79%
 Percentage of Perfecta to Total Pool 14.85%
 Percentage of Big Perfecta to Total Pool 4.00%
 Percentage of Quiniela to Total Pool 63.11%
 Percentage of Breaks to Total Pool45%

51

Pool Classification	Amount Wagered	\$50.00 Wagers Number	Wagers Amount	\$10.00 Wagers Number	Wagers Amount	\$5.00 Wagers Number	Wagers Amount	\$3.00 Wagers Number	Wagers Amount	\$2.00 Wagers Number	Wagers Amount
Daily Double	\$ 1,115,854.00	—	\$ —	11,875	\$ 118,750.00	—	\$ —	—	\$ —	498,552	\$ 997,104.00
Perfecta	4,375,578.00	—	—	—	—	109,848	549,240.00	1,275,446	3,826,338.00	—	—
Big Perfecta	1,178,877.00	—	—	—	—	52,536	262,680.00	305,399	916,197.00	—	—
Quiniela	18,593,158.00	—	—	345,006	3,450,060.00	—	—	—	—	7,571,549	15,143,098.00
Win	2,117,392.00	1,984	99,200.00	81,784	817,840.00	—	—	—	—	600,176	1,200,352.00
Place	1,152,710.00	607	30,350.00	34,686	346,860.00	—	—	—	—	387,750	775,500.00
Show	928,648.00	421	21,050.00	24,857	248,570.00	—	—	—	—	329,514	659,028.00
TOTAL	\$29,462,217.00	3,012	\$150,600.00	498,208	\$4,982,080.00	162,384	\$811,920.00	1,580,845	\$4,742,535.00	9,387,541	\$18,775,082.00

FLORIDA JAI-ALAI, INC.

Jai-Alai — Fern Park

105 Playing Days — October 1, 1968 to February 10, 1969, Incl. — 155 Performances

Pari-Mutuel Handle	\$ 7,382,738.00
Average Performance	47,630.57
Average Wager per Capita	36.08
<i>(Based on Taxable Admissions)</i>	

STATE REVENUE

3% of P-M Handle (Counties)	\$ 221,482.14
2% of P-M Handle (Old Age Assistance)	147,654.76
50% of Breaks (Old Age Assistance)	10,558.47
Admission Tax (Counties)	21,385.82
	<u>\$ 401,081.19</u>
Occupational Licenses (Counties)	531.50
Total State Revenue	<u>\$ 401,612.69</u>

52

Total Paid Attendance	204,603
Average Paid Attendance per Performance	1,320

FRONTON REVENUE FROM P-M HANDLE

12% of P-M Handle	\$ 885,928.56
50% of Breaks	10,548.29
Total Fronton Revenue (12.14%)	<u>\$ 896,476.85</u>
Distributed to Public from P-M Handle (82.71%)	\$ 6,106,565.78
Distributed to Public from Fronton for Minus Pool	9.52
Total Distributed to Public	<u>\$ 6,106,575.30</u>
Percentage of Daily Double to Total Pool	6.99%
Percentage of Quiniela to Total Pool	63.87%
Percentage of Perfecta to Total Pool	20.67%
Percentage of Big "Q" to Total Pool	1.50%
Percentage of Breaks to Total Pool29%

Pool Classification	Amount Wagered	\$5.00 Wagers		\$3.00 Wagers		\$2.00 Wagers	
		Number	Amount	Number	Amount	Number	Amount
Daily Double	\$ 516,370.00	—	\$ —	90,968	\$ 272,904.00	121,733	\$ 243,466.00
Quiniela	4,715,000.00	—	—	—	—	2,357,500	4,715,000.00
Big "Q"	110,492.00	—	—	—	—	55,246	110,492.00
Perfecta	1,526,001.00	—	—	508,667	1,526,001.00	—	—
Win	158,509.00	1,423	7,115.00	—	—	75,697	151,394.00
Place	180,882.00	1,108	5,540.00	—	—	87,671	175,342.00
Show	175,484.00	932	4,660.00	—	—	85,412	170,824.00
TOTAL	\$7,382,738.00	3,463	\$17,315.00	599,635	\$1,798,905.00	2,783,259	\$5,566,518.00

Closed December 16, 23, 24, 25, 26, 1968

THE FRONTON, INC.
Jai-Alai — West Palm Beach

105 Playing Days — November 15, 1968 to March 22, 1969, Incl. — 125 Performances

Pari-Mutuel Handle	\$ 6,799,721.00
Average Performance	54,397.77
Average Wager per Capita	31.25
<i>(Based on Taxable Admissions)</i>	

STATE REVENUE

3% of P-M Handle (Counties)	\$ 203,991.63
2% of P-M Handle (Old Age Assistance)	135,994.42
50% of Breaks (Old Age Assistance)	10,895.72
Admission Tax (Counties)	26,078.51
	\$ 376,960.28
Occupational Licenses (Counties)	1,057.50
Total State Revenue	\$ 378,017.78

Total Paid Attendance	217,584
Average Paid Attendance per Performance	1,740

FRONTON REVENUE FROM P-M HANDLE

12% of P-M Handle	\$ 815,966.52
50% of Breaks	10,895.09
Total Fronton Revenue (12.16%)	\$ 826,861.61
Distributed to Public from P-M Handle (82.68%)	\$ 5,621,977.62
Distributed to Public from Fronton for Minus Pool08
Total Distributed to Public	\$ 5,621,977.70
Percentage of Daily Double to Total Pool	9.77%
Percentage of Quiniela to Total Pool	60.91%
Percentage of Perfecta to Total Pool	18.20%
Percentage of Big "Q" to Total Pool	1.68%
Percentage of Breaks to Total Pool32%

53

Pool Classification	Amount Wagered	\$3.00 Wagers		\$2.00 Wagers	
		Number	Amount	Number	Amount
Daily Double	\$ 664,227.00	221,409	\$ 664,227.00	—	\$ —
Quiniela	4,141,790.00	—	—	2,070,895	4,141,790.00
Big "Q"	114,224.00	—	—	57,112	114,224.00
Perfecta	1,237,476.00	412,492	1,237,476.00	—	—
Win	245,802.00	—	—	122,901	245,802.00
Place	215,964.00	—	—	107,982	215,964.00
Show	180,238.00	—	—	90,119	180,238.00
TOTAL	\$6,799,721.00	633,901	\$1,901,703.00	2,449,009	\$4,898,018.00

Closed December 24, 1968

GANDY OPERATING COMPANY, INC.

Jai-Alai — Tampa

105 Playing Days — January 10 to May 20, 1969, Incl. — 105 Performances

Pari-Mutuel Handle	\$ 6,259,959.00
Average Performance	59,618.65
Average Wager per Capita	31.93
<i>(Based on Taxable Admissions)</i>	

STATE REVENUE

3% of P-M Handle (Counties)	\$ 187,798.77
2% of P-M Handle (Old Age Assistance)	125,199.18
50% of Breaks (Old Age Assistance)	10,277.47
Admission Tax (Counties)	21,063.97
	<u>\$ 344,339.39</u>
Occupational Licenses (Counties)	953.50
Total State Revenue	<u>\$ 345,292.89</u>

54

Total Paid Attendance	196,051
Average Paid Attendance per Performance	1,867

FRONTON REVENUE FROM P-M HANDLE

12% of P-M Handle	\$ 751,195.08
50% of Breaks	10,276.90
Total Fronton Revenue (12.16%)	<u>\$ 761,471.98</u>
Total Distributed to Public from P-M Handle (82.67%)	<u>\$ 5,175,211.60</u>
Percentage of Daily Double to Total Pool	12.15%
Percentage of Quiniela to Total Pool	58.65%
Percentage of Perfecta to Total Pool	20.20%
Percentage of Breaks to Total Pool33%

Pool Classification	Amount Wagered	\$3.00 Wagers		\$2.00 Wagers		\$1.00 Wagers	
		Number	Amount	Number	Amount	Number	Amount
Daily Double	\$ 760,466.00	—	\$ —	380,233	\$ 760,466.00	—	\$ —
Quiniela	3,671,708.00	—	—	1,835,854	3,671,708.00	—	—
Perfecta	1,264,815.00	421,605	1,264,815.00	—	—	—	—
Win	220,618.00	—	—	87,480	174,960.00	45,658	45,658.00
Place	186,556.00	—	—	70,449	140,898.00	45,658	45,658.00
Show	155,796.00	—	—	55,069	110,138.00	45,658	45,658.00
TOTAL	\$6,259,959.00	421,605	\$1,264,815.00	2,429,085	\$4,858,170.00	136,974	\$136,974.00

Closed March 31; April 4, 1969

MIAMI JAI-ALAI, INC.

Jai-Alai — Miami

105 Playing Days — December 25, 1968 to May 3, 1969, Incl. — 105 Performances

Pari-Mutuel Handle	\$22,860,813.00
Average Performance	217,722.03
Average Wager per Capita	37.55
<i>(Based on Taxable Admissions)</i>	

STATE REVENUE

3% of P-M Handle (Counties)	\$ 685,824.39
2% of P-M Handle (Old Age Assistance)	457,216.26
50% of Breaks (Old Age Assistance)	29,851.78
Admission Tax (Counties)	92,179.59
	<u>\$ 1,265,072.02</u>
Occupational Licenses (Counties)	2,639.75
Total State Revenue	<u>\$ 1,267,711.77</u>

Total Paid Attendance	608,807
Average Paid Attendance per Performance	5,798

FRONTON REVENUE FROM P-M HANDLE

12% of P-M Handle	\$ 2,743,297.56
50% of Breaks	29,851.21
Total Fronton Revenue (12.13%)	<u>\$ 2,773,148.77</u>
Total Distributed to Public from P-M Handle (82.74%)	<u>\$18,914,771.80</u>
Percentage of Daily Double to Total Pool	8.94%
Percentage of Quiniela to Total Pool	60.73%
Percentage of Perfecta to Total Pool	22.67%
Percentage of Breaks to Total Pool26%

55

Pool Classification	Amount Wagered	\$50.00 Wagers		\$10.00 Wagers		\$5.00 Wagers		\$3.00 Wagers		\$2.00 Wagers	
		Number	Amount	Number	Amount	Number	Amount	Number	Amount	Number	Amount
Daily Double	\$ 2,043,222.00	—	\$ —	—	\$ —	—	\$ —	460,608	\$1,381,824.00	330,699	\$ 661,398.00
Quiniela	13,883,945.00	—	—	16,141	161,410.00	88,935	444,675.00	—	—	6,638,930	13,277,860.00
Perfecta	5,181,777.00	—	—	—	—	—	—	1,727,259	5,181,777.00	—	—
Win	787,729.00	334	16,700.00	5,162	51,620.00	34,295	171,475.00	—	—	273,967	547,934.00
Place	507,656.00	124	6,200.00	2,206	22,060.00	18,944	94,720.00	—	—	192,338	384,676.00
Show	456,484.00	88	4,400.00	1,562	15,620.00	16,376	81,880.00	—	—	177,292	354,584.00
TOTAL	\$22,860,813.00	546	\$27,300.00	25,071	\$250,710.00	158,550	\$792,750.00	2,187,867	\$6,563,601.00	7,613,226	\$15,226,452.00

Closed December 25, 1968; March 31, 1969

MONRO OPERATING COMPANY, INC.

Jai-Alai — Dania

105 Playing Days — December 2, 1968 to April 8, 1969, Incl. — 105 Performances

Pari-Mutuel Handle\$14,633,484.00
 Average Performance 139,366.51
 Average Wager per Capita 33.08

(Based on Taxable Admissions)

STATE REVENUE

3% of P-M Handle (Counties)\$ 439,004.52
 2% of P-M Handle (Old Age Assistance) 292,669.68
 50% of Breaks (Old Age Assistance) 26,572.67
 Admission Tax (Counties) 79,715.28

Occupational Licenses (Counties)\$ 837,962.15
 2,067.50

95 Total State Revenue\$ 840,029.65

Total Paid Attendance 442,400
 Average Paid Attendance per Performance 4,213

FRONTON REVENUE FROM P-M HANDLE

12% of P-M Handle\$ 1,756,018.08
 50% of Breaks 26,559.94

Total Fronton Revenue (12.18%)\$ 1,782,578.02

Distributed to Public from P-M Handle (82.64%)\$12,092,659.11
 Distributed to Public from Fonton for Minus Pool 12.19

Total Distributed to Public\$12,092,671.30

Percentage of Daily Double to Total Pool 7.38%
 Percentage of Quiniela to Total Pool 54.44%
 Percentage of Perfecta to Total Pool 23.52%
 Percentage of Big "Q" to Total Pool 2.78%
 Percentage of Breaks to Total Pool36%

Pool Classification	Amount Wagered	\$10.00 Wagers Number	Wagers Amount	\$5.00 Wagers Number	Wagers Amount	\$3.00 Wagers Number	Wagers Amount	\$2.00 Wagers Number	Wagers Amount
Daily Double	\$ 1,080,351.00	—	\$ —	—	\$ —	360,117	\$1,080,351.00	—	\$ —
Quiniela	7,966,880.00	51,538	515,380.00	—	—	—	—	3,725,750	7,451,500.00
Big "Q"	406,774.00	—	—	—	—	—	—	203,387	406,774.00
Perfecta	3,441,123.00	—	—	—	—	1,147,041	3,441,123.00	—	—
Win	881,356.00	16,029	160,290.00	19,492	97,460.00	—	—	311,803	623,606.00
Place	516,201.00	7,066	70,660.00	10,857	54,285.00	—	—	195,628	391,256.00
Show	340,799.00	3,564	35,640.00	5,913	29,565.00	—	—	137,797	275,594.00
TOTAL	\$14,633,484.00	78,197	\$781,970.00	36,262	\$181,310.00	1,507,158	\$4,521,474.00	4,574,365	\$9,148,730.00

Closed December 24, 1968; March 31, 1969

VOLUSIA JAI-ALAI, INC.

Jai-Alai — Daytona Beach

59 Playing Days —	July 1 to September 7, 1968, Incl.	— 82 Performances
71 Playing Days —	April 5 to June 30, 1969, Incl.	— 101 Performances
<u>130</u>		<u>183</u>

Pari-Mutuel Handle	\$ 9,307,899.00
Average Performance	50,862.84
Average Wager per Capita	35.78

(Based on Taxable Admissions)

STATE REVENUE

3% of P-M Handle (Counties)	\$ 279,236.97
2% of P-M Handle (Old Age Assistance)	186,157.98
50% of Breaks (Old Age Assistance)	13,035.84
Admission Tax (Counties)	26,890.68
	<u>\$ 505,321.47</u>
Occupational Licenses (Counties)	1,399.25
Total State Revenue	<u>\$ 506,720.72</u>

Total Paid Attendance	260,159
Average Paid Attendance per Performance	1,421

FRONTON REVENUE FROM P-M HANDLE

12% of P-M Handle	\$ 1,116,947.88
50% of Breaks	12,997.93
Total Fronton Revenue (12.13%)	<u>\$ 1,129,945.81</u>
Distributed to Public from P-M Handle (82.72%)	\$ 7,699,522.40
Distributed to Public from Fronton for Minus Pool	37.00
Total Distributed to Public	<u>\$ 7,699,559.40</u>
Percentage of Daily Double to Total Pool	6.54%
Percentage of Quiniela to Total Pool	61.22%
Percentage of Perfecta to Total Pool	22.04%
Percentage of Big "Q" to Total Pool	2.41%
Percentage of Breaks to Total Pool28%

57

Pool Classification	Amount Wagered	\$5.00 Wagers		\$3.00 Wagers		\$2.00 Wagers	
		Number	Amount	Number	Amount	Number	Amount
Daily Double	\$ 608,750.00	—	\$ —	116,368	\$ 349,104.00	129,823	\$ 259,646.00
Quiniela	5,697,964.00	—	—	—	—	2,848,982	5,697,964.00
Perfecta	2,051,802.00	—	—	683,934	2,051,802.00	112,230	224,460.00
Big "Q"	224,460.00	—	—	—	—	—	—
Win	229,114.00	2,204	11,020.00	—	—	109,047	218,094.00
Place	245,876.00	1,570	7,850.00	—	—	119,013	238,026.00
Show	249,933.00	1,327	6,635.00	—	—	121,649	243,298.00
TOTAL	\$9,307,899.00	5,101	\$25,505.00	800,302	\$2,400,906.00	3,440,744	\$6,881,488.00

TOURIST ATTRACTIONS, INC.

Harness Track — Pompano Beach

77 Racing Days — December 26, 1968 to March 29, 1969, Incl. — 77 Performances

Pari-Mutuel Handle\$12,427,482.00
 Average Performance 161,395.87
 Average Wager per Capita 59.84

(Based on Taxable Admissions)

STATE REVENUE

3% of Net Commission (Counties)\$ 372,824.46
 2% of Net Commission (Old Age Assistance) 248,549.64
 2% of Net Commission (Counties) 248,549.64
 50% of Breaks (Old Age Assistance) 69,216.18
 Admission Tax (Counties) 41,742.71
 \$ 980,882.63
 Occupational Licenses (Counties) 17,065.00
 Stable Names (Counties) 1,300.00
 Total State Revenue\$ 999,247.63

Total Paid Attendance 207,651
 Average Paid Attendance per Performance 2,697

TOTAL REVENUE FROM P-M HANDLE

10% of P-M Handle\$ 1,242,748.20
 Distributed to Public from P-M Handle (81.89%)\$10,176,378.04
 Distributed to Public from Track for Minus Pool 7,783.96
 Total Distributed to Public\$10,184,162.00
 Percentage of Daily Double to Total Pool 7.38%
 Percentage of Perfecta to Total Pool 18.15%
 Percentage of Big "Q" to Total Pool 5.97%
 Percentage of Breaks to Total Pool 1.11%

58

Pool Classification	Amount Wagered	\$50.00 Wagers Number	\$50.00 Wagers Amount	\$10.00 Wagers Number	\$10.00 Wagers Amount	\$5.00 Wagers Number	\$5.00 Wagers Amount	\$2.00 Wagers Number	\$2.00 Wagers Amount
Daily Double	916,528.00	—	\$ —	20,559	\$ 205,590.00	—	\$ —	355,469	\$ 710,938.00
Perfecta	2,255,534.00	—	—	67,240	672,400.00	—	—	791,567	1,583,134.00
Big "Q"	741,790.00	—	—	22,376	223,760.00	—	—	259,015	518,030.00
Win	4,957,527.00	9,720	486,000.00	195,146	1,951,460.00	137,097	685,485.00	917,291	1,834,582.00
Place	2,215,686.00	3,761	188,050.00	62,649	626,490.00	66,060	330,300.00	535,423	1,070,846.00
Show	1,340,417.00	2,137	106,850.00	23,085	230,850.00	26,887	134,435.00	434,141	868,282.00
TOTAL	\$12,427,482.00	15,618	\$780,900.00	391,055	\$3,910,550.00	230,044	\$1,150,220.00	3,292,906	\$6,585,812.00

Closed January 1, 1969

FLORIDA DOWNS & TURF CLUB, INC.

Horse Track — Oldsmar

50 Racing Days — January 22 to March 24, 1969, Incl. — 50 Performances

Pari-Mutuel Handle \$ 9,247,733.00
 Average Daily Handle 184,954.66
 Average Wager per Capita 75.91

(Based on Taxable Admissions)

STATE REVENUE

3% of P-M Handle (Counties) \$ 150,000.00
 5% of P-M Handle (Old Age Assistance) 50,000.00
 50% of Breaks (Old Age Assistance) 61,170.87
 Admission Tax (Counties) 24,866.81
 Occupational Licenses (Counties) 286,037.68
 Stable Names (Counties) 9,818.75
 Total State Revenue 700.00
 Total State Revenue \$ 296,556.43

65

Total Paid Attendance 121,822
 Average Daily Paid Attendance 2,436

TOTAL REVENUE FROM P-M HANDLE

Track Share of P-M Handle after Flat Rate to
 State is Deducted (12.84%) \$ 1,187,159.95
 Distributed to Public from P-M Handle (83.68%) \$ 7,738,231.55
 Distributed to Public from Track for Minus Pool 288.25
 Total Distributed to Public \$ 7,738,519.80
 Percentage of Daily Double to Total Pool 7.53%
 Percentage of Perfecta to Total Pool 19.94%
 Percentage of \$50.00 Wagers to Total Pool 5.42%
 Percentage of \$10.00 Wagers to Total Pool 27.90%
 Percentage of \$5.00 Wagers to Total Pool 9.89%
 Percentage of \$3.00 Wagers to Total Pool 19.94%
 Percentage of \$2.00 Wagers to Total Pool 36.85%
 Percentage of Total Breaks to Total Pool 1.32%

Pool Classification	Amount Wagered	\$50.00 Wagers Number	\$50.00 Wagers Amount	\$10.00 Wagers Number	\$10.00 Wagers Amount	\$5.00 Wagers Number	\$5.00 Wagers Amount	\$3.00 Wagers Number	\$3.00 Wagers Amount	\$2.00 Wagers Number	\$2.00 Wagers Amount
Daily Double	\$ 696,386.00	—	\$ —	6,058	\$ 60,580.00	—	\$ —	—	\$ —	317,903	\$ 635,806.00
Perfecta	1,844,010.00	—	—	—	—	—	—	614,670	1,844,010.00	—	—
Win	3,662,679.00	5,595	279,750.00	159,291	1,592,910.00	107,061	535,305.00	—	—	627,357	1,254,714.00
Place	1,776,254.00	2,737	136,850.00	60,364	603,640.00	48,468	242,340.00	—	—	396,712	793,424.00
Show	1,268,404.00	1,691	84,550.00	32,292	322,920.00	27,430	137,150.00	—	—	361,892	723,784.00
TOTAL	\$9,247,733.00	10,023	\$501,150.00	258,005	\$2,580,050.00	182,959	\$914,795.00	614,670	\$1,844,010.00	1,703,864	\$3,407,728.00

Closed February 15, 1969

GULFSTREAM PARK RACING ASSOCIATION, INC.

Horse Track — Hallandale

40 Racing Days — March 5 to April 26, 1969, Incl. — 40 Performances

Pari-Mutuel Handle \$61,203,487.00
 Average Daily Handle 1,530,087.17
 Average Wager per Capita 138.00
 (Based on Taxable Admissions)

Total Paid Attendance 443,478
 Average Daily Paid Attendance 11,087

TOTAL REVENUE FROM P-M HANDLE

7% of P-M Handle \$ 4,284,244.09
 Distributed to Public from P-M Handle (84.03%) \$51,429,662.30
 Distributed to Public from Track for Minus Pool 2,632.50
 Total Distributed to Public \$51,432,294.80

STATE REVENUE

3% of P-M Handle (Counties) \$ 1,836,104.61
 5% of P-M Handle (Old Age Assistance) 3,060,174.35
 50% of Breaks (Old Age Assistance) 296,650.90
 Admission Tax (Counties) 150,609.68
 \$ 5,343,539.54
 Occupational Licenses (Counties) 3,329.95
 Stable Names (Counties) 550.00
 Total State Revenue \$ 5,347,419.49

Percentage of Daily Double to Total Pool 8.63%
 Percentage of Perfecta to Total Pool 14.56%
 Percentage of \$100.00 Wagers to Total Pool 13.02%
 Percentage of \$50.00 Wagers to Total Pool 13.34%
 Percentage of \$10.00 Wagers to Total Pool 28.03%
 Percentage of \$5.00 Wagers to Total Pool 12.66%
 Percentage of \$2.00 Wagers to Total Pool 32.95%
 Percentage of Total Breaks to Total Pool97%

09

Pool Classification	Amount Wagered	\$100.00 Wagers Number	\$100.00 Wagers Amount	\$50.00 Wagers Number	\$50.00 Wagers Amount	\$10.00 Wagers Number	\$10.00 Wagers Amount	\$5.00 Wagers Number	\$5.00 Wagers Amount	\$2.00 Wagers Number	\$2.00 Wagers Amount
Daily Double	\$ 5,282,403.00	—	\$ —	—	\$ —	139,679	\$ 1,396,790.00	118,225	\$ 591,125.00	1,647,244	\$ 3,294,488.00
Perfecta	8,909,362.00	—	—	—	—	381,388	3,813,880.00	—	—	2,547,741	5,095,482.00
Win	30,257,092.00	58,722	5,872,200.00	108,544	5,427,200.00	859,229	8,592,290.00	819,992	4,099,960.00	3,132,721	6,265,442.00
Place	10,306,188.00	13,520	1,352,000.00	35,128	1,756,400.00	226,725	2,267,250.00	366,298	1,831,490.00	1,549,524	3,099,048.00
Show	6,448,442.00	7,448	744,800.00	19,592	979,600.00	108,404	1,084,040.00	245,376	1,226,880.00	1,206,561	2,413,122.00
TOTAL	\$61,203,487.00	79,690	\$7,969,000.00	163,264	\$8,163,200.00	1,715,425	\$17,154,250.00	1,549,891	\$7,749,455.00	10,083,791	\$20,167,582.00

Closed March 31; April 4, 1969

HIALEAH RACE COURSE, INC.

Horse Track — Hialeah

40 Racing Days —

January 17 to March 4, 1969, Incl.

— 40 Performances

Pari-Mutuel Handle	\$82,682,903.00
Average Daily Handle	2,067,072.57
Average Wager per Capita	139.16
(Based on Taxable Admissions)	

STATE REVENUE

3% of P-M Handle (Counties)	\$ 2,480,487.09
5% of P-M Handle (Old Age Assistance)	4,134,145.15
50% of Breaks (Old Age Assistance)	411,165.36
Admission Tax (Counties)	198,770.57
	\$ 7,224,568.17
Occupational Licenses (Counties)	9,210.51
Stable Names (Counties)	2,050.00
Total State Revenue	\$ 7,235,828.68

Total Paid Attendance	594,153
Average Daily Paid Attendance	14,854

TOTAL REVENUE FROM P-M HANDLE

7% of P-M Handle	\$ 5,787,803.21
Distributed to Public from P-M Handle (84.01%)	\$69,458,137.00
Distributed to Public from Track for Minus Pool	3.85
Total Distributed to Public	\$69,458,140.85
Percentage of Daily Double to Total Pool	9.09%
Percentage of Perfecta to Total Pool	12.16%
Percentage of \$100.00 Wagers to Total Pool	10.41%
Percentage of \$50.00 Wagers to Total Pool	17.33%
Percentage of \$20.00 Wagers to Total Pool	3.56%
Percentage of \$10.00 Wagers to Total Pool	22.69%
Percentage of \$5.00 Wagers to Total Pool	14.06%
Percentage of \$3.00 Wagers to Total Pool	2.59%
Percentage of \$2.00 Wagers to Total Pool	29.36%
Percentage of Total Breaks to Total Pool99%

61

Pool Classification	Amount Wagered	\$100.00 Wagers Number	\$100.00 Wagers Amount	\$50.00 Wagers Number	\$50.00 Wagers Amount	\$20.00 Wagers Number	\$20.00 Wagers Amount	\$10.00 Wagers Number	\$10.00 Wagers Amount
Daily Double	\$ 7,515,522.00	—	\$ —	—	\$ —	—	\$ —	195,135	\$ 1,951,350.00
Perfecta	10,053,967.00	—	—	—	—	—	—	298,146	2,981,460.00
Win	42,050,121.00	61,788	6,178,800.00	189,961	9,498,050.00	102,178	2,043,560.00	997,618	9,976,180.00
Place	14,517,806.00	15,084	1,508,400.00	58,761	2,938,050.00	30,102	602,040.00	258,373	2,583,730.00
Show	8,545,487.00	9,210	921,000.00	37,909	1,895,450.00	15,022	300,440.00	126,626	1,266,260.00
TOTAL	\$82,682,903.00	86,082	\$8,608,200.00	286,631	\$14,331,550.00	147,302	\$2,946,040.00	1,875,898	\$18,758,980.00

Pool Classification	\$5.00 Wagers Number	\$5.00 Wagers Amount	\$3.00 Wagers Number	\$3.00 Wagers Amount	\$2.00 Wagers Number	\$2.00 Wagers Amount
Daily Double	180,060	\$ 900,300.00	273,554	\$ 820,662.00	1,921,605	\$ 3,843,210.00
Perfecta	392,106	1,960,530.00	439,399	1,318,197.00	1,896,890	3,793,780.00
Win	1,033,491	5,167,455.00	—	—	4,593,038	9,186,076.00
Place	426,990	2,134,950.00	—	—	2,375,318	4,750,636.00
Show	292,711	1,463,555.00	—	—	1,349,391	2,698,782.00
TOTAL	2,325,358	\$11,626,790.00	712,953	\$2,138,859.00	12,136,242	\$24,272,484.00

TROPICAL PARK, INC.

Horse Track — Coral Gables

40 Racing Days — December 2, 1968 to January 16, 1969, Incl. 40 Performances

Pari-Mutuel Handle	\$42,669,865.00
Average Daily Handle	1,066,746.62
Average Wager per Capita	152.37
<i>(Based on Taxable Admissions)</i>	

Total Paid Attendance	280,033
Average Daily Paid Attendance	7,001

TOTAL REVENUE FROM P-M HANDLE

7% of P-M Handle	\$ 2,986,890.55
Total Distributed to Public from P-M Handle (84.00%)	\$35,841,544.55

STATE REVENUE

3% of P-M Handle (Counties)	\$ 1,280,095.95
5% of P-M Handle (Old Age Assistance)	2,133,493.25
50% of Breaks (Old Age Assistance)	213,920.43
Admission Tax (Counties)	96,283.59
	<u>\$ 3,723,793.22</u>
Occupational Licenses (Counties)	44,223.00
Stable Names (Counties)	9,600.00
Total State Revenue	<u>\$ 3,777,616.22</u>

Percentage of Daily Double to Total Pool	8.73%
Percentage of Big Perfecta to Total Pool	6.63%
Percentage of Perfecta to Total Pool	6.18%
Percentage of \$100.00 Wagers to Total Pool	4.19%
Percentage of \$50.00 Wagers to Total Pool	25.22%
Percentage of \$10.00 Wagers to Total Pool	27.93%
Percentage of \$5.00 Wagers to Total Pool	12.14%
Percentage of \$2.00 Wagers to Total Pool	30.51%
Percentage of Total Breaks to Total Pool	1.00%

62

Pool Classification	Amount Wagered	\$100.00 Wagers		\$50.00 Wagers		\$10.00 Wagers		\$5.00 Wagers		\$2.00 Wagers	
		Number	Amount	Number	Amount	Number	Amount	Number	Amount	Number	Amount
Daily Double	\$ 3,724,896.00	—	\$ —	5,535	\$ 276,750.00	122,701	\$ 1,227,010.00	—	\$ —	1,110,568	\$ 2,221,136.00
Perfecta	2,638,114.00	—	—	—	—	121,924	1,219,240.00	—	—	709,437	1,418,874.00
Big Perfecta	2,827,062.00	—	—	—	—	118,997	1,189,970.00	—	—	818,546	1,637,092.00
Win	21,964,427.00	15,133	1,513,300.00	139,953	6,997,650.00	597,557	5,975,570.00	604,485	3,022,425.00	2,227,741	4,455,482.00
Place	7,245,448.00	1,990	199,000.00	45,128	2,256,400.00	155,934	1,559,340.00	259,082	1,295,410.00	967,649	1,935,298.00
Show	4,269,918.00	770	77,000.00	24,642	1,232,100.00	74,642	746,420.00	172,360	861,800.00	676,299	1,352,598.00
TOTAL	\$42,669,865.00	17,893	\$1,789,300.00	215,258	\$10,762,900.00	1,191,755	\$11,917,550.00	1,035,927	\$5,179,635.00	6,510,240	\$13,020,480.00

