


**41<sup>st</sup>**  
**Annual Report**  
*of the*  
**DEPARTMENT OF BUSINESS REGULATION**  
**DIVISION OF PARI-MUTUEL WAGERING**  
*to the*  
**HONORABLE REUBIN O'D. ASKEW**  
*Governor of Florida*  
**FOR THE FISCAL YEAR ENDING**  
**June 30, 1972**



F351.76s  
W131


41st

FLORIDA STATE LIBRARY





GOVERNOR REUBIN O'D. ASKEW





**41<sup>st</sup>**  
**Annual Report**  
*of the*  
**DEPARTMENT OF BUSINESS REGULATION**  
**DIVISION OF PARI-MUTUEL WAGERING**  
*to the*  
**HONORABLE REUBIN O'D. ASKEW**  
*Governor of Florida*  
**FOR THE FISCAL YEAR ENDING**  
**June 30, 1972**



## TABLE OF CONTENTS

COMMENTARY .....	3 thru 17
DIVISION BALANCE SHEET (Exhibit A) .....	18
STATEMENT OF RECEIPTS AND EXPENDITURES (Exhibit B) .....	19 thru 22
SUMMARY OF PARI-MUTUEL REVENUES (Exhibit C) .....	Insert
SCHOLARSHIP FUND DAY RECEIPTS (Exhibit D) .....	23
ESCHEAT PARI-MUTUEL TICKETS RECEIPTS (Exhibit E) .....	24
BICENTENNIAL COMMISSION DAY RECEIPTS (Exhibit F) .....	25
ADDITIONAL DAYS GRANTED FOR CHARITABLE PURPOSES (Exhibit G) .....	26 thru 28
PARI-MUTUEL REVENUES COLLECTED BY GEOGRAPHIC LOCATION (Exhibit H) .....	29
LIST OF OFFICERS, DIRECTORS AND STATISTICAL SUMMARIES OF ASSOCIATIONS:	
Greyhound Tracks .....	30 thru 48
Jai-Alai Frontons .....	49 thru 55
Harness Tracks .....	56
Horse Tracks .....	57 thru 62
Quarter Horse Tracks .....	63-64

Pursuant to Section 283.27 FS, this public document was promulgated at an annual cost of \$2,590.24 in compliance with Section 550.02(2) FS.

# *Forty-First Annual Report*

to the

GOVERNOR OF FLORIDA

from

## **DEPARTMENT OF BUSINESS REGULATION DIVISION OF PARI-MUTUEL WAGERING**

July 1, 1971 through June 30, 1972

July 1, 1972

His Excellency Reubin O'D. Askew  
Governor of Florida  
Tallahassee, Florida

Dear Sir:

In compliance with the requirements of Chapter 550.02, subsection 2, Florida Statutes, the Division of Pari-Mutuel Wagering submits this, its Forty-First Annual Report for the period beginning July 1, 1971, and ending with the close of business on June 30, 1972.

George D. Johnson, Jr. served as Division Director during this period, administering the many and varied activities of the Division. He was ably assisted by Dr. P. H. Dougherty, Racing Research and Laboratory Manager; T. G. Ozmer, Jr., Pari-Mutuel Operations Coordinator; D. W. MacPherson, Chief Investigator; Mrs. Linda Holiman, Fiscal Assistant; and Mrs. Julie Robinson, Licensing Assistant. Legal services were provided by the Legal Section of the Department of Business Regulation.

The records of all pari-mutuel activities in the State are maintained at the Division Office located in the State Office Building, 1350 N.W. 12th Avenue, Room 510, Miami, Florida. Since this report contains but a small fraction of these records, any additional information will be gladly furnished upon request.

The policy of holding training seminars for State employees was continued, with sessions being held in Daytona Beach in September and Miami in November. This continuing program for training track and fronton employees is of great benefit and assistance to all participants, and it is recommended that seminars be held in the coming year.

The Division held fifteen formal meetings to hear appeals and matters concerning reinstatements, licensing and rule amendments on the following dates and at the indicated locations during this year:

July 1, 1971	Bayard	January 20, 1972	Miami
July 22, 1971	Miami	February 28, 1972	Miami
August 27, 1971	Miami	March 15, 1972	Melbourne
October 14, 1971	Miami	March 16, 1972	Tampa
October 21, 1971	Tampa	March 28, 1972	Miami
October 28, 1971	Miami	May 25, 1972	Miami
November 24, 1971	Miami	June 19, 1972	Jacksonville
December 20, 1971	Miami		

#### PERMIT HOLDERS

There are thirty-four valid permits to conduct pari-mutuel wagering in the varied fields of thoroughbred, harness horse, quarter horse and greyhound racing, and jai-alai, all under the jurisdiction of the Division of Pari-Mutuel Wagering.

During the year in review, pari-mutuel activities were conducted by thirty-one of these permit holders under annual licenses issued by the Division. Seventeen permit holders operated greyhound tracks, seven operated jai-alai frontons, five operated thoroughbred horse tracks, one operated a harness track and one conducted quarter horse meetings at two locations (part of both meets in this fiscal period). Detailed statistical analyses of each are included in this report.

During the month of November, Sports Palace, Inc., a new fronton permittee located in Melbourne, Florida, commenced operations and was immediately accepted by the residents of that area. From a review of its first season's operation, it appears that this permittee will prove to be a success.

Changes in corporate names of permittees were as follows:

Gandy Operating Co., Inc.	to Tampa Jai-Alai, Inc.
Miami Beach Jockey Club, Inc.	to Calder Race Course, Inc.
Monro Operating Co., Inc.	to Dania Jai Alai Palace, Inc.

There were no stock ownership changes in these three operations.

On June 6, 1972, the Board of Business Regulation approved transfer of controlling interest in Florida Southwest Enterprises, Inc., parent company of Bonita-Fort Myers Corporation, which operates the Greyhound track at Bonita Springs, to Mr. Isadore Hecht, Trustee for Hecht Enterprises, Ltd., composed of Isadore Hecht, Florence Hecht and his children, David Hecht, Isabelle Amdur and Barbara Hecht. Also, during the month of June a change in the majority stock ownership at Florida Downs and Turf Club, Inc. was filed with the Division.

On June 30, 1972, an application for a Jai Alai permit in Hamilton County was received from J. D. Muse, President, M & S Development Corp. Mr. Muse was advised by the Division that his application was incomplete, and his attention was called to Chapter 551.12 regarding mileage limitations. He was also notified that any amendments to the application must be made prior to August 10 and all applications not acted upon by the Board of Business Regulation prior to August 15 shall be void.

#### INVESTIGATION SECTION

Florida Statutes require that all persons employed in the industry be licensed, fingerprinted and photographed. The Investigation Bureau is responsible for the

supervision of this activity and, through the use of data processing equipment, maintains a complete up-to-date record on each person. During the past season 27,931 occupational licenses were issued. Of this number, 9,648 persons required new fingerprints and photographs. This increases the total to 70,645 persons whose prints are on file with this Division.

The Section works closely with the local law enforcement agencies and the associations' own security forces to effectively promote and correlate the investigation of all illegal activities at the race tracks and frontons in the State. During the past fiscal year 726 undesirables were ejected from the grounds of the various associations.

This Section also concerns itself with the enforcement of Florida Statute 550.27, commonly called the "85% law", which requires that at least this percentage of the employees at each track or fronton be bona fide Florida residents and that such a percentage of the weekly payroll be paid to them. This law assures local residents of a fair opportunity for employment at the pari-mutuel establishments.

### LABORATORY

The Division Laboratory, the oldest of its kind in the United States, enjoys a top reputation among the racing laboratories of the world. Its function is the detection of micro quantities of drugs in the saliva and urine of racing animals which might affect their performance. Such samples are taken by licensed veterinarians employed by the Division.

During the year in review a record 29,618 samples were received with a total of 38,539 analyses being performed on them. The cost per analysis was \$2.55. Of these samples, only 25 cases were identified as chemically positive, and appropriate investigative and disciplinary action was taken.

In addition to its analytical purposes, the laboratory also maintains an active and continuous research program of new drugs. It also conducts evaluations of new analytical methods of metabolite excretion studies.

### LEGISLATION

The 1972 session of the Florida State Legislature enacted the following bills pertaining to the pari-mutuel industry:

Chapter 72-91, Laws of Florida 1972, amended Section 550.035 which created a Bicentennial Commemorative Trust Fund in which all proceeds of the extra performances conducted for the Florida Bicentennial Commission are to be deposited, deleting the ceiling of the amount of funds that can be raised for this purpose.

Chapter 72-129 amended Sections 550.16 and 550.262 to allow harness track permit holders to deduct an additional 2% from the pari-mutuel pools with the proviso that it be used for horsemen's purses and prizes.

Chapter 72-158 created Section 550.265 which established a Quarter Horse Advisory Council and authorized certain Breeders' Awards and registration of Florida-bred quarter horses with the Department of Agriculture and Consumer Services administering this section of the law.

Chapter 72-200 amended Section 550.41 so as to permit the summer thoroughbred horse permittee to extend their hours of operation from 6:00 p.m. to 12:00 midnight.

## SCOPE OF PARI-MUTUELS

Once again, State pari-mutuel tax revenues broke all existing records with revenues increasing 9.3%, attendance 8.8% and the gross pari-mutuel wagering increasing 11%.

As noted in the Division's 40th Annual Report, the 1971 Legislature placed a ceiling on the pari-mutuel monies to be received by each of the 67 counties of the State. This amount of \$446,500., of which \$314,000. was apportioned under the former pari-mutuel laws and of which \$132,500. came from additional taxes levied by the 1955 Legislature, was reached, and the additional sum of \$2,446,526.29 which, under the former Statutes would have been distributed to the Counties, was raised for the State's General Revenue Fund.

In addition, in excess of \$25 million was deposited in the State General Revenue Fund directly from the various pari-mutuel operations. This money was used to support the varied functions of our State Government. Other beneficiaries of pari-mutuel revenues were the State School System and many charity organizations. The various exhibits included in this report show these disbursements in detail.

Although the sum of \$63 million was collected by the Division during the fiscal year, I am pleased to report that only 2.04% was expended in controlling, directing and supervising the operation of the entire industry.

A recapitulation of the pari-mutuel handle, attendance and tax revenue amounts, along with the percentages of increase and/or decrease for each licensee is as follows:

### COMPARATIVE DATA

July 1, 1971 thru June 30, 1972

	<u>Days</u>	<u>Perf.</u>	<u>Paid Attendance</u>	<u>Pari-Mutuel Handle</u>	<u>Revenue To State</u>
<b><u>HORSE TRACKS</u></b>					
<b>CALDER RACE COURSE, INC.</b>					
1970-1971 . . . . .	119	119	406,615	\$ 41,831,475	\$ 2,344,644.90
1971-1972 . . . . .	121	121	540,207	59,730,819	3,517,143.91
	+ 2 +	2 +	133,592 +	17,899,344 +	1,172,499.01
			32.9% +	42.8% +	50%
<b>FLORIDA DOWNS &amp; TURF CLUB, INC.</b>					
1970-1971 . . . . .	50	50	130,729	9,802,891	273,657.20
1971-1972 . . . . .	50	50	136,885	10,101,282	275,091.35
			+ 6,156 +	298,391 +	1,434.15
			+ 4.7% +	3% +	.5%
<b>GULFSTREAM PARK RACING ASSOCIATION, INC.</b>					
1970-1971 . . . . .	40	40	406,809	54,949,609	4,770,992.00
1971-1972 . . . . .	40	40	507,570	72,346,630	6,258,488.57
			+ 100,761 +	17,397,021 +	1,487,496.57
			+ 24.8% +	31.7% +	31.2%

	<u>Days</u>	<u>Perf.</u>	<u>Paid Attendance</u>	<u>Pari-Mutuel Handle</u>	<u>Revenue To State</u>
<b><u>HORSE TRACKS (Continued)</u></b>					
<b>HIA LEAH RACE COURSE, INC.</b>					
1970-1971 .....	40	40	519,327	\$ 76,311,677	\$ 6,659,256.69
1971-1972 .....	40	40	347,225	51,792,694	4,442,476.06
			- 172,102 -	24,518,983 -	2,216,780.63
			- 33.1% -	32.1% -	33.3%

<b>SEMINOLE PARK &amp; FAIRGROUNDS, INC.</b>					
1970-1971 .....	9	9	6,829	630,966	26,009.27
1971-1972 .....	(DID NOT OPERATE)				

<b>TROPICAL PARK, INC.</b>					
1970-1971 .....	40	40	236,866	38,730,402	3,340,328.68
1971-1972 .....	40	40	223,399	35,712,077	3,029,880.88
			- 13,467 -	3,018,325 -	310,447.80
			- 5.7% -	7.8% -	9.3%

<b><u>TOTAL HORSE TRACKS</u></b>					
1970-1971 .....	298	298	1,707,175	222,257,020	17,414,888.74
1971-1972 .....	291	291	1,755,286	229,683,502	17,523,080.77
	- 7 -	7 +	48,111 +	7,426,482 +	108,192.33
		+	2.8% +	3.3% +	.6%

### **HARNESS TRACKS**

<b>BAYARD RACEWAYS, INC.</b>					
1970-1971 .....	53	53	39,400	1,255,088	56,570.18
1971-1972 .....	(DID NOT OPERATE)				

<b>TOURIST ATTRACTIONS, INC.</b>					
1970-1971 .....	89	89	309,205	17,660,948	1,388,778.32
1971-1972 .....	100	100	364,131	20,413,432	1,580,880.65
	+ 11 +	11 +	54,926 +	2,752,484 +	192,102.33
		+	17.8% +	15.6% +	13.8%

<b><u>TOTAL HARNESS TRACKS</u></b>					
1970-1971 .....	142	142	348,605	18,916,036	1,445,348.50
1971-1972 .....	100	100	364,131	20,413,432	1,580,880.65
	- 42 -	42 +	15,526 +	1,497,396 +	135,532.15
		+	4.5% +	7.9% +	9.4%

### **QUARTER HORSE TRACKS**

<b>GATOR DOWNS, INC. (BAYARD)</b>					
1970-1971 .....	12	12	20,364	654,756	24,092.91
1971-1972 .....	25	25	35,188	1,444,386	53,531.27
	(FIRST SEASON OF OPERATION)				



	<u>Days</u>	<u>Perf.</u>	<u>Paid Attendance</u>	<u>Pari-Mutuel Handle</u>	<u>Revenue To State</u>
--	-------------	--------------	------------------------	---------------------------	-------------------------

**QUARTER HORSE TRACKS (Continued)**

**GATOR DOWNS, INC. (POMPANO PARK)**

1970-1971 ..... (DID NOT OPERATE)

1971-1972 ..... 24 24 63,288 \$ 2,778,131 \$ 84,591.22

**TOTAL QUARTER HORSE TRACKS**

1970-1971 ..... 12 12 20,364 654,756 24,092.91

1971-1972 ..... 49 49 98,476 4,222,517 138,122.49

+ 37+ 37+ 78,112+ 3,567,761+ 114,029.58

(CHANGE IN OPERATING LOCATION)

**GREYHOUND TRACKS**

**ASSOCIATED OUTDOOR CLUBS, INC. (TAMPA)**

1970-1971 ..... 101 150 622,764 36,365,676 2,640,775.71

1971-1972 ..... 101 150 651,388 39,555,788 2,882,950.25

+ 28,624+ 3,190,112+ 242,174.54

+ 4.6%+ 8.8%+ 9.2%

**BISCAYNE KENNEL CLUB, INC.**

1970-1971 ..... 100 117 677,009 46,635,510 3,457,820.51

1971-1972 ..... 101 131 710,002 54,902,260 4,044,918.41

+ 1+ 14+ 32,993+ 8,266,750+ 587,097.90

+ 4.9%+ 17.7%+ 17%

**BONITA-FT. MYERS CORPORATION**

1970-1971 ..... 102 140 229,628 12,205,160 816,787.48

1971-1972 ..... 105 155 257,911 14,624,077 984,454.66

+ 3+ 15+ 28,283+ 2,418,917+ 167,667.18

+ 12.3%+ 19.8%+ 20.5%

**DAYTONA BEACH KENNEL CLUB, INC.**

1970-1971 ..... 102 142 400,864 24,275,773 1,723,236.14

1971-1972 ..... 102 143 426,241 26,490,265 1,885,414.58

+ 1+ 25,377+ 2,214,492+ 162,178.44

+ 6.3%+ 9.1%+ 9.4%

**INVESTMENT CORPORATION OF PALM BEACH**

1970-1971 ..... 105 124 491,461 28,002,275 2,029,229.96

1971-1972 ..... 105 124 489,401 29,969,979 2,163,525.97

- 2,060+ 1,967,704+ 134,296.01

- .4%+ 7%+ 6.6%

**INVESTMENT CORPORATION OF SOUTH FLORIDA**

1970-1971 ..... 105 155 690,318 47,131,647 3,445,651.73

1971-1972 ..... 105 155 678,116 46,854,147 3,416,882.61

- 12,202- 277,500- 28,769.12

1.8%- .6%- .8%



	<u>Days</u>	<u>Perf.</u>	<u>Paid Attendance</u>	<u>Pari-Mutuel Handle</u>	<u>Revenue To State</u>
<b>GREYHOUND TRACKS (Continued)</b>					
<b>JACKSONVILLE KENNEL CLUB, INC.</b>					
1970-1971 .....	101	119	314,621	\$ 16,376,538	\$ 1,139,061.67
1971-1972 .....	103	122	312,754	17,855,610	1,247,317.45
	+ 2+	3-	1,867+	1,479,072+	108,255.78
		-	.6%+	9%+	9.5%
<b>JEFFERSON COUNTY KENNEL CLUB, INC.</b>					
1970-1971 .....	108	130	144,302	8,162,444	514,137.59
1971-1972 .....	108	130	162,188	9,709,216	633,441.55
			+ 17,886+	1,546,772+	119,303.96
			+ 12.4%+	19%+	23.2%
<b>KEYS RACING ASSOCIATION, LTD.</b>					
1970-1971 .....	101	101	51,706	2,609,584	96,587.81
1971-1972 .....	105	111	59,139	3,069,844	133,011.88
	+ 4+	10+	7,433+	460,260+	36,424.07
			+ 14.4%+	17.6%+	37.7%
<b>MIAMI BEACH KENNEL CLUB, INC.</b>					
1970-1971 .....	149	184	557,591	35,694,168	2,563,222.31
1971-1972 .....	101	127	473,364	33,477,430	2,442,038.09
(CHANGE IN OPERATING DATES)					
<b>ORANGE PARK KENNEL CLUB, INC.</b>					
1970-1971 .....	102	120	237,623	12,949,754	879,328.29
1971-1972 .....	101	117	290,911	17,608,136	1,231,182.13
	- 1-	3+	53,288+	4,658,382+	351,853.84
			+ 22.4%+	36%+	40%
<b>PENSACOLA GREYHOUND RACING, INC.</b>					
1970-1971 .....	107	155	220,341	13,265,626	885,264.69
1971-1972 .....	106	157	231,087	14,476,957	980,282.88
	- 1+	2+	10,746+	1,211,331+	95,018.19
			+ 4.9%+	9.1%+	10.7%
<b>ST. PETERSBURG KENNEL CLUB, INC.</b>					
1970-1971 .....	101	151	791,658	44,655,901	3,285,188.42
1971-1972 .....	101	151	822,407	50,606,830	3,727,202.89
			+ 30,749+	5,950,929+	442,014.47
			+ 3.9%+	13.3%+	13.5%
<b>SANFORD-ORLANDO KENNEL CLUB, INC.</b>					
1970-1971 .....	105	155	349,884	20,964,606	1,462,446.28
1971-1972 .....	105	155	361,490	23,103,020	1,619,837.37
			+ 11,606+	2,138,414+	157,391.09
			+ 3.3%+	10.2%+	10.8%

	<u>Days</u>	<u>Perf.</u>	<u>Paid Attendance</u>	<u>Pari-Mutuel Handle</u>	<u>Revenue To State</u>
<b>GREYHOUND TRACKS (Continued)</b>					
<b>SARASOTA KENNEL CLUB, INC.</b>					
1970-1971 .....	101	152	400,866	\$ 23,922,206	\$ 1,685,235.94
1971-1972 .....	102	148	410,512	26,054,738	1,849,308.16
	+ 1 -	4 +	9,646 +	2,132,532 +	164,072.22
			2.4% +	8.9% +	9.7%
<b>WASHINGTON COUNTY KENNEL CLUB, INC.</b>					
1970-1971 .....	107	128	142,106	6,199,230	376,865.75
1971-1972 .....	106	128	155,518	7,350,444	463,534.84
	- 1	+	13,412 +	1,151,214 +	86,669.09
			9.4% +	18.6% +	23%
<b>WEST FLAGLER ASSOCIATES, LTD.</b>					
1970-1971 .....	100	151	935,063	61,654,210	4,553,895.33
1971-1972 .....	100	151	983,359	65,226,902	4,841,154.19
			48,296 +	3,572,692 +	287,258.66
			5.2% +	5.8% +	6.3%
<b>TOTAL GREYHOUND TRACKS</b>					
1970-1971 .....	1797	2374	7,257,805	441,070,308	31,554,735.61
1971-1972 .....	1757	2355	7,475,788	480,935,643	34,546,457.91
	- 40 -	19 +	217,983 +	39,865,335 +	2,991,722.30
			3% +	9% +	9.5%
<b>JAI-ALAI FRONTONS</b>					
<b>DANIA JAI-ALAI PALACE, INC.</b>					
1970-1971 .....	105	155	514,277	19,254,651	1,090,987.38
1971-1972 .....	105	155	522,658	20,146,557	1,138,475.29
			8,381 +	891,906 +	47,487.91
			1.6% +	4.6% +	4.4%
<b>FLORIDA JAI-ALAI, INC.</b>					
1970-1971 .....	105	155	250,519	10,788,260	580,862.75
1971-1972 .....	105	155	263,977	12,008,575	646,122.05
			13,458 +	1,220,315 +	65,259.30
			5.4% +	11.3% +	11.2%
<b>THE FRONTON, INC.</b>					
1970-1971 .....	105	125	276,209	10,681,950	582,373.04
1971-1972 .....	105	141	304,783	12,771,781	691,495.55
	+ 16 +		28,574 +	2,089,831 +	109,122.51
			10.4% +	19.6% +	18.7%

	<u>Days</u>	<u>Perf.</u>	<u>Paid Attendance</u>	<u>Pari-Mutuel Handle</u>	<u>Revenue To State</u>
<b>JAI-ALAI FRONTONS (Continued)</b>					
<b>MIAMI JAI-ALAI, INC.</b>					
1970-1971 .....	84	113	670,434	\$ 26,858,357	\$ 1,464,524.40
1971-1972 .....	117	173	981,117	39,967,257	2,171,650.18
(CHANGE IN OPERATING DATES)					
<b>SPORTS PALACE, INC.</b>					
1970-1971 .....	(NEW FRONTON)				
1971-1972 .....	105	155	217,988	9,358,603	507,365.19
<b>TAMPA JAI-ALAI, INC.</b>					
1970-1971 .....	105	155	384,437	14,684,459	797,573.75
1971-1972 .....	105	155	458,853	19,071,050	1,028,018.01
			+ 74,416 +	+ 4,386,591 +	+ 230,444.26
			+ 19.4% +	+ 29.9% +	+ 28.9%
<b>VOLUSIA JAI-ALAI, INC.</b>					
1970-1971 .....	120	168	307,221	13,385,033	717,265.77
1971-1972 .....	120	167	326,100	15,924,003	850,334.39
		- 1 +	+ 18,879 +	+ 2,538,970 +	+ 133,068.62
			+ 6.2% +	+ 19% +	+ 18.6%
<b>TOTAL JAI-ALAI FRONTONS</b>					
1970-1971 .....	624	871	2,403,097	95,652,710	5,233,587.09
1971-1972 .....	762	1101	3,075,476	129,247,826	7,033,460.66
	+ 138 +	+ 230 +	+ 672,379 +	+ 33,595,116 +	+ 1,799,873.57
			+ 28% +	+ 35.1% +	+ 34.4%
<b>TOTAL ALL TRACKS AND FRONTONS</b>					
1970-1971 .....	2,873	3,697	11,737,046	778,550,830	55,672,652.85
1971-1972 .....	2,959	3,896	12,769,157	864,502,920	60,822,002.48
	+ 86 +	+ 199 +	+ 1,032,111 +	+ 85,952,090 +	+ 5,149,349.63
			+ 8.8% +	+ 11% +	+ 9.3%

This report does not include the Horse, Harness, Quarter Horse Purse Fund Breakege or Charity and Scholarship Day Amounts.

#### ABANDONED PARI-MUTUEL TICKETS

Pursuant to Chapter 550.164, Florida Statutes, it was declared by the legislature that all abandoned pari-mutuel tickets over one year old should escheat to the State for deposit to the Principal of the State School Fund. These funds are used for the support and maintenance of our public schools. Nine general audits were conducted during the fiscal year verifying the total of \$706,391.10 received by the Division from this source. Exhibit "E" of this report shows in detail the amounts remitted by the individual associations.

Yearly receipts dating from 1957, when the Division first began collecting these funds, are itemized below:

1957 - \$	3,992.20	1966 - \$	425,130.20
1958 -	204,449.30	1967 -	381,857.30
1959 -	240,545.15	1968 -	448,161.00
1960 -	311,045.10	1969 -	513,254.45
1961 -	403,903.95	1970 -	590,891.25
1962 -	273,272.60	1971 -	666,405.35
1963 -	265,045.70	1972 -	706,391.10
1964 -	292,193.60		
1965 -	320,530.50	Total -	\$6,047,068.75

#### SCHOLARSHIP FUND

Pursuant to Chapter 550.08, Florida Statutes, the Legislature authorized the various tracks and frontons to operate additional days for the express purpose of creating and producing State Scholarships for qualified applicants. These funds are the net proceeds derived from these extra days. This Scholarship Fund is administered by the State Board of Regents for Institutions of Higher Learning. A record total of \$717,037.13 was deposited to this fund during the past fiscal year. Exhibit "D" of this report shows the amounts raised by the industry.

Since their inception twenty-two years ago these extra days have raised over seven million dollars for our State supported colleges.

1950 - \$	165,830.00	1963 - \$	393,641.10
1951 -	247,260.75	1964 -	399,898.11
1952 -	239,147.74	1965 -	474,937.22
1953 -	232,907.36	1966 -	462,441.03
1954 -	280,506.70	1967 -	419,499.49
1955 -	279,227.97	1968 -	541,389.12
1956 -	299,070.54	1969 -	447,133.37
1957 -	349,514.06	1970 -	495,387.58
1958 -	366,481.60	1971 -	619,538.80
1959 -	293,901.79	1972 -	717,037.13
1960 -	364,819.43		
1961 -	316,021.21	Total -	\$ 8,814,244.55
1962 -	408,652.45		

#### CHARITY DAYS

Since 1952 Florida Statutes have permitted the race tracks and frontons to operate additional days of racing wherein the profits would go to recognized charities and institutions of higher learning not already participating in a scholarship day. These funds are in addition to other pari-mutuel revenues detailed in this report by various exhibits. Thirty tracks and frontons conducted extra performances during the fiscal year for approved charitable organizations and schools. Exhibit "G" of this report lists those participating tracks and frontons.

#### LITIGATION

During the fiscal year ending June 30, 1972, the Division of Pari-Mutuel Wagering was party to the following litigation:

1. *Marve Alan Dubin v. Department of Business Regulation, District Court of Appeal, First District, #P-158.*

The Division of Pari-Mutuel Wagering refused to renew Mr. Dubin's license as a trainer because of lack of good moral character and integrity. Mr. Dubin appealed to the Board of Business Regulation, which by order dated March 3, 1971, affirmed the decision of the Division. On Petition for Certiorari to the District Court of Appeal such Court reversed the Board and the Division on the ground that the revocation was on a renewal rather than a new license, and in such case the burden is upon the Division to adduce evidence supportive of the charges which are the basis for the refusal to issue a renewal license.

2. *Thomas R. Sheehan v. Austin et al, Department of Business Regulation, Board of Business Regulation, #70-27R.*

On August 7, 1970, Mr. Sheehan took an appeal to the Board of Business Regulation from an order of the Division of Pari-Mutuel Wagering which reversed a Stewards' ruling disqualifying the horse "Tropical Time" and forfeiting the purse from the fifth race at Pompano Harness Raceway on March 20, 1970. On March 26, 1971, the Board reversed the Division of Pari-Mutuel Wagering and reinstated the decision of the Stewards. Owners of "Tropical Time" appealed the Board's Order to the District Court of Appeal, which Court reversed the Order of the Board and reinstated "Tropical Time" as the winner.

3. *Gulfstream Park Racing Assoc., Inc. v. Division of Pari-Mutuel Wagering, et al., Supreme Court, #41,515.*

Gulfstream appealed to the Supreme Court from an order of the Board of Business Regulation which awarded the middle 40 winter thoroughbred dates to Hialeah and the last 40 to Gulfstream. On October 15, 1971, the Supreme Court reversed the Board and awarded the middle dates to Gulfstream.

4. *Florida Thoroughbred Breeders Assoc., Inc. v. Board of Business Regulation, 11th Judicial Circuit, Dade County, #71-1700, Third District Court of Appeal, #71-1255 and Supreme Court #42,084.*

Florida Thoroughbred Breeders filed an action for Declaratory Judgment in Circuit Court seeking to have declared as unlawful matinee performances by greyhound or jai alai during the winter thoroughbred season. The Circuit Court entered a Final Judgment in favor of their position and declared as unlawful any matinee dates for greyhound and jai alai during the thoroughbred "winter season". The Board filed an appeal to the Third District Court of Appeal which reversed the Circuit Court by Order and Opinion dated January 6, 1972. Florida Thoroughbred Breeders filed a Petition for Certiorari to the Supreme Court, which Petition was denied.

5. *Department of Business Regulation v. New York City Off-Track Betting Corp., Federal District Court, Southern District of Florida, #71-1879.*

Based upon an opinion of the Attorney General dated December 9, 1971, the Department and the Attorney General on December 14, filed suit to enjoin the New York City Off-Track Betting Corp. from gathering racing information in Florida for transmittal to New York to assist in taking bets on Florida races. The matter was settled by stipulation of the Defendants agreeing not to enjoin in any activities inconsistent with the opinion of the Attorney General or allegations of the complaint without giving at least 48 hours notice to the Board so that suit could be refiled. The result of the stipulation was to keep the New York City Off-Track Betting Corp. from enjoining in any activity in the State of Florida.



6. *J.R. Booream and Elbert Lightsey v. Board of Business Regulation, District Court of Appeal, First District, #Q-393.*

On January 6, 1972, the Board, on appeal, upheld the ruling of the Director of the Division of Pari-Mutuel Wagering, which ruling affirmed the Stewards' ruling disqualifying the horse "Bart's Fiesta" after said horse had been found to have prohibited medication subsequent to winning the quarter horse futurity at Gator Downs. The owner and trainer filed Petition for Certiorari to the First District Court of Appeal, which Court, on May 18, 1972, denied such petition and sustained the Board's Order. The appeal attacked the constitutionality of Rule 7E-5.06 (13), which Rule states that when a prohibited drug is found in a horse, the owner shall be denied the purse, without need to prove that the drug had any effect on the outcome of the race. This Rule is a most important one in regard to keeping the confidence of the public.

7. *West Flagler Assoc. v. Board of Business Regulation, et al., Third District Court of Appeal, #72-308, #72-309 and #72-310 and Supreme Court #42,104 and #42,113.*

The award of days, dates and matinees for the past season were challenged by West Flagler and Miami Beach Kennel Clubs and actions were filed in the Supreme Court which transferred the same to the District Court of Appeal. In addition to challenging the awards Miami Beach challenged the award of dates on a September to September season rather than a fiscal year basis as set forth in Section 550.083 (1). During the proceedings West Flagler also challenged the constitutionality of the Board's right to set "matinee policies" by restricting matinees to certain dates. On May 8, 1972, the District Court of Appeal affirmed the Board's award and upheld the contention of Miami Beach as to the awarding on a fiscal year basis of July 1 to June 30, ordering the Board to make all future awards on that basis. Miami Beach and West Flagler petitioned for certiorari in the Supreme Court and the Supreme Court, by opinion dated July 27, 1972, affirmed the opinion of the District Court of Appeal and, therefore, the Board's award.

8. *Miami Beach Kennel Club v. Board of Business Regulation, District Court of Appeal, Third District, #72-678.*

On June 1, 1972, Miami Beach filed a Petition of Certiorari in the Third District Court of Appeal seeking to reverse the Order of the Board permitting Calder to lease the track for the Tropical meet in the next ensuing racing season. The Order of the Board was entered pursuant to Section 550.47, Florida Statutes, which permits such racing. Miami Beach asked the Court to declare such statute unconstitutional. On July 18 the District Court, by written opinion, affirmed the Order of the Board and upheld the constitutionality of the statute.

9. *Francis Brown v. State Racing Commission, Circuit Court, 11th Circuit, #71-3564.*

Brown claimed he had lost a winning pari-mutuel ticket and his claim was rejected. Brown filed suit in the Circuit Court asking to have declared unconstitutional Pari-Mutuel Rule 7E-6.07(4) which prohibits the payment of a winnings out of a pari-mutuel pool except on presentation of a winning ticket. On November 23, 1971, the Court entered an Order dismissing Brown's Petition.

10. *Charles Richmond, Board of Business Regulation, #70-69R.*

On December 10, 1971, Charles E. Richmond filed an appeal to the Board from an order of the Director of the Division which denied his request for licensing. He failed to perfect his appeal.

11. *Frank E. Putman, Board of Business Regulation, #71-71R.*

On July 16, 1971, Frank Putman was ejected from Volusia Jai Alai for improper, obnoxious and unbecoming conduct. Mr. Putman's petition for reinstatement was denied by the Division Director on January 14, 1972, without prejudice to reapplying for another hearing in one year. Mr. Putman appealed to the Board and on April 6, 1972, the Board modified the Division Director's Order to provide for reinstatement after a 6 month period, provided Mr. Putman not enter upon the grounds of a pari-mutuel establishment during such 6 month period.

12. *Edgar W. Youngs, Board of Business Regulation #70-63R.*

On October 1, 1971, Edgar W. Youngs filed an appeal to the Board from an order of the Director of the Division which revoked his jockey's license for possession of an electronic device. On March 7, 1972, the Board set aside the penalty of revocation and in lieu thereof suspended his license for a period of two calendar years.

Other Cases, summarized in the 1971 Annual Report of the Division, now concluded are as follows:

13. *William Katz v. Florida State Racing Commission, Circuit Court, Eleventh Judicial Circuit of Florida, #70-9828.*

William Katz, Greyhound Owner-Trainer, had filed a complaint in Circuit Court seeking a declaratory judgment of the unconstitutionality of the rule involved. By order of the 11th Judicial Circuit on January 27, 1972, this complaint was dismissed.

14. *Brotherhood of Railway, Airline and Steamship Clerks, et al, v. State of Florida, Department of Business Regulation, Board of Business Regulation #70-47R.*

An appeal was taken to the Board from an order of the Division which revoked the licenses of certain individuals employed by the Jacksonville Kennel Club who engaged in a work stoppage without first giving the Division 15 days notice of their intent to do so in accordance with the rules. Prior to the Board's considering the case, an agreement was reached between the parties and the Division to amend the order of revocation to one of 60-days suspension for each of these individuals.

15. *Miami Jai Alai Employees et al v. Division of Pari-Mutuel Wagering.*

Certain pari-mutuel clerks of Miami Jai Alai Fronton had engaged in a work stoppage and their licenses had been suspended for 120 days for failure to give the Division 15 days notice of their intent as required by the rules, from which action an appeal by the clerks had been taken to the Board. Prior to the Board's consideration of the case, an agreement was reached between the Division and the Clerks to abandon their appeal to serve a 35-day penalty.

The following cases are still pending:

16. *William Sterling and Richard Mellon, d/b/a Sugar Mill Farm v. Department of Business Regulation, Circuit Court, 11th Circuit, #72-7797, Board of Business Regulation #72-79R.*

Sterling was the trainer and Mellon the owner of the horse "Seminole Joe", which horse was disqualified by the Stewards at Hialeah Race Course after having been found to have run with prohibited medication in its system. The

Stewards' Order redistributed the purse and suspended Sterling's license for a period of 30 days. On April 14, 1972, suit to enjoin the enforcement of the suspension and redistribution of the purse was filed in Circuit Court. The suit, in addition, sought to have declared as unconstitutional Rule 7E-1.07(7). The Circuit Court denied the Petition for Declaratory Injunction and the Division Director immediately held a hearing, which hearing affirmed the Stewards' ruling with certain modifications. Sterling dismissed his suit in Circuit Court and appealed to the Board. This Appeal is still pending.

17. *H.C. Vandervoort, Jr. v. Department of Business Regulation and the Division of Pari-Mutuel Wagering, Circuit Court, Eleventh Judicial Circuit, Dade County, Florida, #70-3543.*

A background report of this case was made in this Division's 1971 Annual Report. The appeal taken by the Division to the Supreme Court is still pending.

18. *Daniel Taylor v. Department of Business Regulation, Circuit Court, 11th Circuit, #70-3096.*

As reported in the last Annual Report Mr. Taylor had filed a suit in Circuit Court seeking to have declared as unconstitutional the ruling requiring purse redistribution in cases in which a horse is found to have run with a prohibited drug. This case involves the same issue as the Booram and Lightsey case reported supra. This matter is still pending in the Circuit Court.

19. *Hialeah Race Course, Inc. v. Board of Business Regulation, Third District Court of Appeal, #72-755.*

On June 16, 1972, Hialeah filed a Petition for Certiorari to the Third District Court of Appeal from an order of the Board of Business Regulation awarding the middle dates to Gulfstream for the South Florida thoroughbred racing season. The Petition is now pending before the District Court of Appeal and is set for oral argument on September 18, 1972.

20. *Gulfstream Park Racing Assoc., Board of Business Regulation, #72-75R.*

The Division of Pari-Mutuel Wagering rejected Gulfstream's request to deduct \$1,896 on 20 tickets claimed to have been lost by Gulfstream. Gulfstream has filed an appeal to the Board which is now pending disposition.

21. *Ralph E. Farris, Board of Business Regulation, #70-67R.*

Mr. Farris was ejected as a patron for a violation of Rule 7E-2.22(18) which prohibits charge for cashing perfecta tickets. Mr. Farris sought reinstatement and by Order dated October 18, 1971, the Division denied the application for reinstatement. Mr. Farris appealed to the Board and the Board on February 11, 1972, directed the Division to conduct another hearing to give Mr. Farris an opportunity to present further evidence. Such hearing was held on March 16, 1972, and the Director has not issued a ruling, pending verification of evidence presented.

22. *Nick O. Palermo and Robert VanWorp, Sr., Board of Business Regulation, #71-73R.*

The horse "Manny L" was moved down from first to second following the 9th race at Florida Downs on March 4, 1972, for violation of Rule 7E-1.09(49) which provides that if a horse or a jockey jostles another horse, the aggressor may be disqualified. The owner of "Manny L" lodged a claim against the jockey of the horse moved from second to first place, which claim was disallowed by



the Stewards. The Division Director affirmed the Order of the Stewards and an appeal has been perfected to the Board of Business Regulation.

23. *Syble June Falkner v. Fred O. Dickinson, Jr. and Broward Williams, v. Alfred S. Austin, et al, v. Miami Jai Alai, Inc., Circuit Court, Second Judicial Circuit, Leon County, Florida, #70-1237.*

An exhaustive summary of this case was made in the Division's 1971 Annual Report. This matter is still pending before the District Court of Appeal, First District.

In addition to the foregoing, the Division sat in quasi-judicial session on 14 occasions and considered 135 individual cases upon which appropriate orders were issued.

### NATIONAL COORDINATION

The State of Florida is a member of the National Association of State Racing Commissioners, an organization made up of all of the various States having legalized pari-mutuel activities. Through the exchange of information and ideas, the National Association is of great benefit to each member of the Association. Under a reciprocity agreement, each state recognizes rulings made by any other state racing board.

The 1972 Convention was held in San Francisco, California during April. Florida was represented by Richard A. Pallot, Chairman of the Board of Business Regulation; Nelson A. Italiano, Secretary, and B. W. "Bernie" Simpkins, member of the Board; George D. Johnson, Jr., Director of the Division of Pari-Mutuel Wagering; D. W. MacPherson, Chief Investigator, and Robert M. Wade, Pari-Mutuel Operations Specialist for the Division.

The Association of Official Racing Chemists also held their Convention in San Francisco in conjunction with the NASRC. Florida was represented by Dr. P. H. Dougherty, Research and Laboratory Manager, and Clarence Rich, Chemist.

Florida has been honored by being chosen the host state for the 1973 Convention to be held during January in Miami.

### CONCLUSION

As Director of the Division, and on behalf of its employees, I assure you we shall continue to dedicate ourselves to the interest of the public and the State of Florida by seeing to it that pari-mutuel activities are conducted only in the highest possible manner.

Respectfully,

GEORGE D. JOHNSON, JR.  
Director

**EXHIBIT "A"**  
**DIVISION OF PARI-MUTUEL WAGERING**  
**BALANCE SHEET**  
**June 30, 1972**

**ASSETS**

**DIVISION FUNDS**

Cash:	
In State Treasury .....	\$ 2,957,340.87
With State Board of Administration .....	4,514.31
Revolving Fund .....	<u>550.00</u>
	\$ 2,962,405.18
 Taxes Receivable .....	 938,187.09
 With State Board of Administration for Investments at Cost .....	  397,514.58
 Cancelled and Restored Warrants .....	 43.36
 Prepaid Postage .....	 <u>1,149.59</u>
 Total Division Funds .....	 <u><u>\$ 4,299,299.80</u></u>

**GENERAL FIXED ASSETS**

Office and Laboratory Furniture and Equipment .....	<u><u>\$ 186,154.32</u></u>
---	-----------------------------

**LIABILITIES AND FUND BALANCES**

**DIVISION FUNDS**

Liabilities:	
Accounts Payable to Trades .....	\$ 706.26
Certifications Forward .....	<u>525,326.58</u>
	\$ 526,032.84
 Refund of Occupational Licenses .....	 60.00
Due General Revenue Fund:	
Commissions on Pari-Mutuel Pools .....	\$ 447,261.97
From Operating Funds--(Chap. 71-129) .....	<u>2,446,526.29</u>
	2,893,788.26
 Due Department of Agriculture for Quarter Horse Promotion Trust Fund .....	  1,091.88
 Reserve for Cancelled and Restored Warrants .....	 <u>43.36</u>
 Total Liabilities .....	 <u>\$ 3,421,016.34</u>
Fund Balance, Exhibit "B" .....	<u>878,283.46</u>
 Total Division Funds .....	 <u><u>\$ 4,299,299.80</u></u>

**GENERAL FIXED ASSETS**

Investment in General Fixed Assets .....	<u><u>\$ 186,154.32</u></u>
--	-----------------------------

**EXHIBIT "B"**  
**DIVISION OF PARI-MUTUEL WAGERING**  
**STATEMENT OF RECEIPTS AND EXPENDITURES**  
 July 1, 1971 thru June 30, 1972 Inclusive

Fund Balance July 1, 1971 .....	\$ 992,249.16
Adjustment to Fund Balance—Unpaid Certifications Forward .....	<u>136.65</u>
Adjusted Fund Balance July 1, 1971 .....	<u><u>\$ 992,385.81</u></u>

**RECEIPTS**

**OPERATING TRUST FUND:**

Admission Taxes:

Greyhound Tracks .....	\$ 834,673.22
Jai-Alai Frontons .....	409,121.19
Horse Tracks .....	515,203.92
Harness Track .....	72,281.13
Quarter Horse Track .....	<u>11,918.96</u>
Total .....	\$ 1,843,198.42

Commissions on Pari-Mutuel Handle:

Greyhound Tracks 3/17 of	
Net Commission .....	\$13,595,516.31
Jai-Alai Frontons 3% .....	3,877,434.78
Horse Tracks 3% and Flat Rate .....	5,197,943.97
Harness Tracks 3% .....	612,402.96
Quarter Horse Track Flat Rate .....	<u>81,750.00</u>
Total .....	\$23,365,048.02

Licenses, Registrations and Miscellaneous:

Occupational Licenses .....	\$ 172,604.41
Stable and Kennel	
Name Registrations .....	19,900.00
Miscellaneous Receipts .....	5,661.89
Interest on Investments .....	<u>2,028.89</u>
Total .....	\$ 200,195.19

**ADDITIONAL TRUST FUND:**

Commissions on Pari-Mutuel Handle:

Greyhound Tracks 2/17	
of Net Commission .....	\$ 9,060,777.54
Greyhound Tracks 25%	
of Breakage .....	497,945.47
Harness Tracks 2 2/17	
of Net Commission .....	<u>408,268.64</u>
Total .....	\$ 9,966,991.65
Total Division Funds Receipts .....	\$35,375,433.28

GENERAL REVENUE FUND:

Commissions on Pari-Mutuel Handle:

Greyhound Tracks 2/17 of Net Commission and Flat Rate . . . . .	\$ 9,063,677.54
Greyhound Tracks 75% of Breakage . . . . .	1,493,867.83
Jai-Alai Frontons 2% . . . . .	2,584,956.52
Jai-Alai Frontons 50% of Breakage . . . . .	161,948.21
Horse Tracks 4½%, 5% and Flat Rate . . . . .	10,242,354.27
Horse Tracks Breakage . . . . .	1,567,578.61
Harness Tracks 2% . . . . .	408,268.64
Harness Tracks 50% of Breakage . . . . .	79,659.28
Quarter Horse Track Flat Rate . . . . .	27,250.00
Quarter Horse Track 50% of Breakage . . . . .	17,203.53
Penalties . . . . .	4,950.00
Excess Bicentennial Proceeds . . . . .	<u>11,576.81</u>

TOTAL GENERAL  
REVENUE RECEIPTS . . . . . \$25,663,291.24

TOTAL DIVISION AND GENERAL REVENUE RECEIPTS . . . . . \$61,038,724.52

OTHER TRUST FUNDS:

Racing Scholarship Fund— Board of Regents (Exhibit "D") . . . . .	\$ 717,037.13
Educational Survey Fund— Board of Regents (Exhibit "D") . . . . .	16,473.94
Principal State School Fund— Escheat Tickets (Exhibit "E") . . . . .	706,391.10
Bicentennial Fund—(Exhibit "F") . . . . .	350,000.00
Florida Horse Racing Promotion Trust Fund . . . . .	226,339.04
Florida Harness Horse Racing Promotion Trust Fund— Department of Agriculture . . . . .	79,658.70
Florida Quarter Horse Racing Promotion Trust Fund— Department of Agriculture . . . . .	<u>17,203.44</u>

TOTAL TRUST FUNDS . . . . . \$ 2,113,103.35

TOTAL RACING FUNDS RECEIPTS . . . . . \$63,151,827.81

TOTAL AVAILABLE . . . . . \$64,144,213.68

## OPERATING EXPENDITURES AND DISBURSEMENTS

### ADMINISTRATIVE SALARIES:

General Office .....	\$ 153,694.69	
Laboratory .....	71,338.04	\$ 225,032.73

### TRACK SUPERVISION SALARIES:

Track/Fronton Chief Auditors .....	\$ 79,193.32	
Greyhound Racing Associations .....	383,289.76	
Jai-Alai Frontons .....	124,941.48	
Horse Racing Associations .....	140,960.48	
Harness Track Association .....	40,031.04	
Quarter Horse Track Association ...	22,803.92	\$ 791,220.00

### Retirement and Social Security

Matching Amounts .....		24,372.76

TOTAL SALARY EXPENSE ..... \$ 1,040,625.49

### TRAVELING EXPENSES:

Employees .....	\$ 21,288.45	

TOTAL TRAVEL EXPENSE ..... \$ 21,288.45

### MISCELLANEOUS LABORATORY EXPENSES:

Chemicals and Supplies .....	\$ 10,999.90	
Freight, Express and Cartage .....	678.14	
Laundry Service .....	385.04	
Postage .....	2,509.28	
Printing .....	466.50	
Rental .....	9,936.00	
Repairs to Equipment .....	966.87	
Research and Miscellaneous Services .	84.00	
Stationery, Office Supplies and Miscellaneous Fees .....	50.00	
Telephone .....	193.92	\$ 26,269.65

### MISCELLANEOUS ADMINISTRATIVE EXPENSES:

Association Dues .....	\$ 1,600.00	
Court Reporters .....	2,718.50	
Credit Information .....	75.85	
Fees and Miscellaneous Services ... ,	147.08	
Freight, Express and Cartage .....	245.64	
Insurance .....	4,960.24	
Judge's Fees—Occupational Licenses .	6,982.50	
Legal and Other Services .....	5,845.00	
Other Contractual Services .....	3,020.60	
Other Material and Supplies .....	2,555.37	
Photographic Materials .....	712.25	
Postage .....	5,455.89	

Printing .....	4,892.05	
Rental—Miami Office .....	13,788.00	
Rental of Equipment .....	1,414.81	
Repairs and Maintenance of Equipment .....	9,645.60	
Stationery and Office Supplies .....	3,937.96	
Telephone and Telegraph .....	8,773.22	\$ 76,770.56
Transfers to State Personnel Council .....		484.00
<b>TOTAL MISCELLANEOUS EXPENSES .....</b>		<b>\$ 103,524.21</b>

**CAPITAL OUTLAY:**

Laboratory .....	\$ 681.58
Office Furniture and Equipment .....	5,930.64
<b>TOTAL CAPITAL OUTLAY .....</b>	<b>\$ 6,612.22</b>
<b>TOTAL DIVISION OPERATING EXPENDITURES .....</b>	<b>\$ 1,172,050.37</b>

**DISTRIBUTION OF FUNDS AFTER DIVISION EXPENDITURES:**

Regular Distribution to Counties .....	\$21,172,000.00
Additional Distribution to Counties .....	8,743,500.00
Regular 4% Distribution to General Revenue .....	1,017,651.86
Additional 4% Distribution to General Revenue .....	399,798.57
To General Revenue Fund .....	26,065,489.33
Regular Transfers to General Revenue—Chapter 71-129 .....	1,685,577.75
Additional Transfers to General Revenue—Chapter 71-129 .....	760,948.54
To General Revenue—Bicentennial Fund .....	350,000.00
To Board of Regents for Racing Scholarship Fund .....	717,037.13
To Board of Regents for Educational Survey Trust Fund .....	16,473.94
To Principal of State School Trust Fund— from Escheated Tickets .....	706,391.10
To Dept. of Agriculture from Harness Tracks 50% of Breakage .....	79,658.70
To Dept. of Agriculture from Quarter Horse Track 50% of Breakage .....	18,409.47
To Calder Race Course for Payment of Awards .....	237,732.46
To Board of Business Regulation for Transfers .....	111,719.00
For Legal Services and Court Reporters .....	11,492.00
<b>TOTAL DISTRIBUTIONS .....</b>	<b>\$62,093,879.85</b>
<b>TOTAL OPERATING EXPENDITURES AND DISTRIBUTIONS ..</b>	<b>\$63,265,930.22</b>
<b>FUND BALANCE .....</b>	<b>\$ 878,283.46</b>

REVENUES	TRACK/FRONTON REVENUES					Distributed to Public from P/M Handle
	Fla. Horse Tracks Purses Pools	Track Allowance up to \$170 Per Race	Net Track Commission & Sliding Scale 10/17	Fronton Breakage	Total Track Revenue from P/M Handle	
Harness quarter Racing motion Fund Package		\$ 297,500.00	\$ 3,780,578.80		\$ 4,078,078.80	\$ 32,664,490.66
		262,140.00	5,336,026.00		5,598,166.00	45,339,014.30
		307,700.00	1,281,407.70		1,589,107.70	12,081,370.40
		284,750.00	2,481,526.50		2,766,276.50	21,887,683.79
		249,730.00	2,850,097.90		3,099,827.90	24,759,810.77
		307,700.00	4,504,414.70		4,812,114.70	38,703,499.30
		245,650.00	1,641,061.00		1,886,711.00	14,754,040.06
		261,460.00	817,121.60		1,078,581.60	8,014,466.66
		178,391.20	231,296.82		409,688.02	2,533,307.54
		254,490.00	3,198,043.00		3,452,533.00	27,636,626.62
		235,960.00	1,622,013.60		1,857,973.60	14,551,843.00
		310,420.00	1,265,095.70		1,575,515.70	11,949,800.59
		299,540.00	4,884,483.00		5,184,023.00	41,787,882.54
		307,700.00	2,129,302.00		2,437,002.00	19,085,935.00
		294,270.00	2,432,373.80		2,726,643.80	21,524,673.90
		257,210.00	583,744.40		840,954.40	6,061,931.30
		299,200.00	6,346,690.20		6,645,890.20	53,848,393.96
		\$4,653,811.20	\$45,385,276.72		\$50,039,087.92	\$397,184,770.39
			<b>12% Comm.</b>	<b>50%</b>		
			\$ 2,417,586.84	\$ 29,594.82	\$ 2,447,181.66	\$ 16,662,428.08
			1,441,029.00	15,903.97	1,456,932.97	9,935,294.50
			1,532,613.72	15,509.69	1,548,123.41	10,569,557.60
			4,796,070.84	47,826.02	4,843,896.86	33,077,155.90
			1,123,032.36	11,670.97	1,134,703.33	7,744,293.12
			2,288,526.00	23,508.62	2,312,034.62	15,781,949.14
			1,910,880.36	17,865.74	1,928,746.10	13,181,189.22
			\$15,509,739.12	\$161,879.83	\$15,671,618.95	\$106,951,867.56
		658.70	\$ 2,041,343.20		\$ 2,041,343.20	\$ 16,783,830.58
		203.44	\$ 608,827.89		\$ 608,827.89	\$ 3,470,282.14
			<b>1%, 2%, 4% Comm. &amp; 100% Breakage</b>			
			\$1,194,616.38	\$ 5,758,179.96	\$ 6,952,796.34	\$ 49,123,901.14
			102,645.95	1,467,217.94	1,569,863.89	8,281,418.11
			3,617,331.50	3,255,598.27	6,872,929.77	59,409,372.90
			2,589,634.70	2,330,671.14	4,920,305.84	42,560,287.84
			1,785,603.85	1,607,043.36	3,392,647.21	29,365,763.07
			\$9,289,832.38	\$14,418,710.67	\$23,708,543.05	\$188,740,743.06
		862.14	\$9,289,832.38	\$4,653,811.20	\$77,963,897.60	\$161,879.83
					\$92,069,421.01	\$713,131,493.73

41  
00  
57  
—  
08  
—  
60  
—



Printing . . . . .	4,892.05	
Rental—Miami Office . . . . .	13,788.00	
Rental of Equipment . . . . .	1,414.81	
Repairs and Maintenance of Equipment . . . . .	9,645.60	
Stationery and Office Supplies . . . . .	3,937.96	
Telephone and Telegraph . . . . .	8,773.22	\$ 76,770.56
Transfers to State Personnel Council . . . . .		484.00
<b>TOTAL MISCELLANEOUS EXPENSES . . . . .</b>		<b>\$ 103,524.21</b>

**CAPITAL OUTLAY:**

Laboratory . . . . .	\$ 681.58
Office Furniture and Equipment . . . . .	5,930.64
<b>TOTAL CAPITAL OUTLAY . . . . .</b>	<b>\$ 6,612.22</b>
<b>TOTAL DIVISION OPERATING EXPENDITURES . . . . .</b>	<b>\$ 1,172,050.37</b>

**DISTRIBUTION OF FUNDS AFTER DIVISION EXPENDITURES:**

Regular Distribution to Counties . . . . .	\$21,172,000.00
Additional Distribution to Counties . . . . .	8,743,500.00
Regular 4% Distribution to General Revenue . . . . .	1,017,651.86
Additional 4% Distribution to General Revenue . . . . .	399,798.57
To General Revenue Fund . . . . .	26,065,489.33
Regular Transfers to General Revenue—Chapter 71-129 . . . . .	1,685,577.75
Additional Transfers to General Revenue—Chapter 71-129 . . . . .	760,948.54
To General Revenue—Bicentennial Fund . . . . .	350,000.00
To Board of Regents for Racing Scholarship Fund . . . . .	717,037.13
To Board of Regents for Educational Survey Trust Fund . . . . .	16,473.94
To Principal of State School Trust Fund— from Escheated Tickets . . . . .	706,391.10
To Dept. of Agriculture from Harness Tracks 50% of Breakage . . . . .	79,658.70
To Dept. of Agriculture from Quarter Horse Track 50% of Breakage . . . . .	18,409.47
To Calder Race Course for Payment of Awards . . . . .	237,732.46
To Board of Business Regulation for Transfers . . . . .	111,719.00
For Legal Services and Court Reporters . . . . .	11,492.00
<b>TOTAL DISTRIBUTIONS . . . . .</b>	<b>\$62,093,879.85</b>
<b>TOTAL OPERATING EXPENDITURES AND DISTRIBUTIONS . . . . .</b>	<b>\$63,265,930.22</b>
<b>FUND BALANCE . . . . .</b>	<b>\$ 878,283.46</b>



REVENUES	TRACK/FRONTON REVENUES					Distributed to Public from P/M Handle
	Fla. Horse Tracks Purse Pools	Track Allowance up to \$170 Per Race	Net Track Commission & Sliding Scale 10/17	Fronton Breakage	Total Track Revenue from P/M Handle	
Harness quarter		\$ 297,500.00	\$ 3,780,578.80		\$ 4,078,078.80	\$ 32,664,490.66
Racing		262,140.00	5,336,026.00		5,598,166.00	45,339,014.30
Steeplechase		307,700.00	1,281,407.70		1,589,107.70	12,081,370.40
Thoroughbred		284,750.00	2,481,526.50		2,766,276.50	21,887,683.79
Standardbred		249,730.00	2,850,097.90		3,099,827.90	24,759,810.77
Quarter Horse		307,700.00	4,504,414.70		4,812,114.70	38,703,499.30
Other		245,650.00	1,641,061.00		1,886,711.00	14,754,040.06
Amateur		261,460.00	817,121.60		1,078,581.60	8,014,466.66
Other		178,391.20	231,296.82		409,688.02	2,533,307.54
Other		254,490.00	3,198,043.00		3,452,533.00	27,636,626.62
Other		235,960.00	1,622,013.60		1,857,973.60	14,551,843.00
Other		310,420.00	1,265,095.70		1,575,515.70	11,949,800.59
Other		299,540.00	4,884,483.00		5,184,023.00	41,787,882.54
Other		307,700.00	2,129,302.00		2,437,002.00	19,085,935.00
Other		294,270.00	2,432,373.80		2,726,643.80	21,524,673.90
Other		257,210.00	583,744.40		840,954.40	6,061,931.30
Other		299,200.00	6,346,690.20		6,645,890.20	53,848,393.96
		\$4,653,811.20	\$45,385,276.72		\$50,039,087.92	\$397,184,770.39
			<b>12% Comm.</b>	<b>50%</b>		
			\$ 2,417,586.84	\$ 29,594.82	\$ 2,447,181.66	\$ 16,662,428.08
			1,441,029.00	15,903.97	1,456,932.97	9,935,294.50
			1,532,613.72	15,509.69	1,548,123.41	10,569,557.60
			4,796,070.84	47,826.02	4,843,896.86	33,077,155.90
			1,123,032.36	11,670.97	1,134,703.33	7,744,293.12
			2,288,526.00	23,508.62	2,312,034.62	15,781,949.14
			1,910,880.36	17,865.74	1,928,746.10	13,181,189.22
			\$15,509,739.12	\$161,879.83	\$15,671,618.95	\$106,951,867.56
658.70		\$ 2,041,343.20			\$ 2,041,343.20	\$ 16,783,830.58
203.44		\$ 608,827.89			\$ 608,827.89	\$ 3,470,282.14
	<b>1%, 2%, 4% Comm. &amp; 100% Breakage</b>					
	\$1,194,616.38	\$ 5,758,179.96			\$ 6,952,796.34	\$ 49,123,901.14
	102,645.95	1,467,217.94			1,569,863.89	8,281,418.11
	3,617,331.50	3,255,598.27			6,872,929.77	59,409,372.90
	2,589,634.70	2,330,671.14			4,920,305.84	42,560,287.84
	1,785,603.85	1,607,043.36			3,392,647.21	29,365,763.07
	\$9,289,832.38	\$14,418,710.67			\$23,708,543.05	\$188,740,743.06
862.14	\$9,289,832.38	\$4,653,811.20	\$77,963,897.60	\$161,879.83	\$92,069,421.01	\$713,131,493.73

41  
00  
57  
—  
08  
—  
60  
—

**EXHIBIT "C"**  
**FISCAL YEAR 1971-1972**  
**SUMMARY OF RACING REVENUES**

SOURCES OF RACING REVENUE	No. Days Racing	No. Performances Held	Paid Attendance	Pari-Mutuel Handle	Tax on Attendance	Net Commission & Sliding Scale on P/M Handle 3/17	Net Commission & Sliding Scale on P/M Handle 2/17	2/17 of Net Commission P/M Handle	Breakage 25%	Breakage 75%	Total State Tax Revenue	TRUST FUND REVENUES		TRACK/FRONTON REVENUES				Total Track Revenue from P/M Handle	Distributed to Public from P/M Handle	
												Fla. Horse Racing Promotion Trust Fund -Breakage	Fla. Harness & Quarter Horse Racing Promotion Trust Fund -Breakage	Fla. Horse Tracks Purse Pools	Track Allowance up to \$170 Per Race	Net Track Commission & Sliding Scale 10/17	Fronton Breakage			
<b>GREYHOUND RACING ASSOCIATIONS</b>																				
Associated Outdoor Clubs, Inc.	101	150	651,388	\$ 39,555,788.00	\$ 69,731.71	\$ 1,134,173.64	\$ 756,115.76	\$ 756,115.76	\$ 41,703.01	\$ 125,110.37	\$ 2,882,950.25				\$ 297,500.00	\$ 3,780,578.80	\$ 4,078,078.80	\$ 32,664,490.66		
Biscayne Kennel Club, Inc.	101	131	710,002	54,902,260.00	79,838.71	1,600,807.80	1,067,205.20	1,067,205.20	57,465.06	172,396.44	4,044,918.41				262,140.00	5,336,026.00	5,598,166.00	45,339,014.30		
Bonita-Ft. Myers Corporation	105	155	257,911	14,624,077.00	30,855.76	384,422.31	256,281.54	256,281.54	14,152.84	42,460.67	984,454.66				307,700.00	1,281,407.70	1,589,107.70	12,081,370.40		
Daytona Beach Kennel Club, Inc.	102	143	426,241	26,490,265.00	49,109.87	744,457.95	496,305.30	496,305.30	24,808.49	74,427.67	1,885,414.58				284,750.00	2,481,526.50	2,766,276.50	21,887,683.79		
Investment Corporation of Palm Beach	105	124	489,401	29,969,979.00	53,185.64	855,029.37	570,019.58	570,019.58	28,817.46	86,454.34	2,163,525.97				249,730.00	2,850,097.90	3,099,827.90	24,759,810.77		
Investment Corporation of South Florida	105	155	678,116	46,854,147.00	78,349.61	1,351,324.41	900,882.94	900,882.94	46,360.09	139,082.62	3,416,882.61				307,700.00	4,504,414.70	4,812,114.70	38,703,499.30		
Jacksonville Kennel Club, Inc.	103	122	312,754	17,855,610.00	32,458.51	492,318.30	328,212.20	328,212.20	16,528.71	49,587.53	1,247,317.45				245,650.00	1,641,061.00	1,886,711.00	14,754,040.06		
Jefferson County Kennel Club, Inc.	108	130	162,188	9,709,216.00	17,273.81	245,136.48	163,424.32	163,424.32	11,045.26	33,137.36	633,441.55				261,460.00	817,121.60	1,078,581.60	8,014,466.66		
Keys Racing Association, Ltd.	105	111	59,139	3,069,844.00	6,163.44	49,322.34	32,881.56	29,981.56	3,665.47	10,997.51	133,011.88				178,391.20	231,296.82	409,688.02	2,533,307.54		
Miami Beach Kennel Club, Inc.	101	127	473,364	33,477,430.00	53,767.71	959,412.90	639,608.60	639,608.60	37,409.74	112,230.54	2,442,038.09				254,490.00	3,198,043.60	3,452,533.60	27,636,626.62		
Orange Park Kennel Club, Inc.	101	117	290,911	17,608,136.00	32,862.73	486,604.08	324,402.72	324,402.72	15,727.15	47,182.73	1,231,182.13				235,960.00	1,622,013.60	1,857,973.60	14,551,843.00		
Pensacola Greyhound Racing, Inc.	106	157	231,087	14,476,957.00	28,642.17	379,528.71	253,019.14	253,019.14	16,517.82	49,555.90	980,282.88				310,420.00	1,265,095.70	1,575,515.70	11,949,800.59		
St. Petersburg Kennel Club, Inc.	101	151	822,407	50,606,830.00	92,278.43	1,465,344.90	976,896.60	976,896.60	53,946.00	161,840.36	3,727,202.89				299,540.00	4,884,483.00	5,184,023.00	41,787,882.54		
Sanford-Orlando Kennel Club, Inc.	105	155	361,490	23,103,020.00	39,754.37	638,790.60	425,860.40	425,860.40	22,392.29	67,179.31	1,619,837.37				307,700.00	2,129,302.00	2,437,002.00	19,085,935.00		
Sarasota Kennel Club, Inc.	102	148	410,512	26,054,738.00	45,887.86	729,712.14	486,474.76	486,474.76	25,189.10	75,569.54	1,849,308.16				294,270.00	2,432,373.80	2,726,643.80	21,524,673.90		
Washington County Kennel Club, Inc.	106	128	155,518	7,350,444.00	15,976.54	175,123.32	116,748.88	116,748.88	9,733.83	29,203.39	463,534.84				257,210.00	583,744.40	840,954.40	6,061,931.30		
West Flagler Associates, Ltd.	100	151	983,359	65,226,902.00	108,536.35	1,904,007.06	1,269,338.04	1,269,338.04	72,483.15	217,451.55	4,841,154.19				299,200.00	6,346,690.20	6,645,890.20	53,848,393.96		
<b>TOTAL GREYHOUND TRACKS</b>	<b>1,757</b>	<b>2,355</b>	<b>7,475,788</b>	<b>\$480,935,643.00</b>	<b>\$ 834,673.22</b>	<b>\$13,595,516.31</b>	<b>\$ 9,063,677.54</b>	<b>\$9,060,777.54</b>	<b>\$497,945.47</b>	<b>\$1,493,867.83</b>	<b>\$34,546,457.91</b>				<b>\$4,653,811.20</b>	<b>\$45,385,276.72</b>	<b>\$50,039,087.92</b>	<b>\$397,184,770.39</b>		
<b>JAI-ALAI FRONTONS</b>																				
Dania Jai-Alai Palace, Inc.	105	155	522,658	\$ 20,146,557.00	\$ 101,528.03	3% Comm. 604,396.71	2% Comm. 402,931.14		50%	\$ 29,619.41	\$ 1,138,475.29					12% Comm. 2,417,586.84	50% 29,594.82	\$ 2,447,181.66	\$ 16,662,428.08	
Florida Jai-Alai, Inc.	105	155	263,977	12,008,575.00	29,774.52	360,257.25	240,171.50		50%	15,918.78	646,122.05					1,441,029.00	15,903.97	1,456,932.97	9,935,294.50	
The Fronton, Inc.	105	141	304,783	12,771,781.00	37,395.58	383,153.43	255,435.62		50%	15,510.94	691,495.57					1,532,613.72	15,509.69	1,548,123.41	10,569,557.60	
Miami Jai-Alai, Inc.	117	173	981,117	39,967,257.00	125,445.94	1,199,017.71	799,345.14		50%	47,841.41	2,171,650.20					4,796,070.84	47,826.02	4,843,896.86	33,077,155.90	
Sports Palace, Inc.	105	155	217,988	9,358,603.00	27,758.64	280,758.09	187,172.06		50%	11,676.40	507,365.19					1,123,032.36	11,670.97	1,134,703.33	7,744,293.12	
Tampa Jai-Alai, Inc.	105	155	458,853	19,071,050.00	50,951.77	572,131.50	381,421.00		50%	23,513.74	1,028,018.01					2,288,526.00	23,508.62	2,312,034.62	15,781,949.14	
Volusia Jai-Alai, Inc.	120	167	326,100	15,924,003.00	36,266.71	477,720.09	318,480.06		50%	17,867.53	850,334.39					1,910,880.36	17,865.74	1,928,746.10	13,181,189.22	
<b>TOTAL JAI-ALAI FRONTONS</b>	<b>762</b>	<b>1,101</b>	<b>3,075,476</b>	<b>\$129,247,826.00</b>	<b>\$ 409,121.19</b>	<b>\$ 3,877,434.78</b>	<b>\$ 2,584,956.52</b>			<b>\$ 161,948.21</b>	<b>\$ 7,033,460.70</b>					<b>\$15,509,739.12</b>	<b>\$161,879.83</b>	<b>\$15,671,618.95</b>	<b>\$106,951,867.56</b>	
<b>HARNESS RACING ASSOCIATIONS</b>																				
Tourist Attractions, Inc.	100	100	364,131	\$ 20,413,432.00	\$ 72,281.13	3% Comm. 612,402.96	2% Comm. 408,268.64	2% Comm. 408,268.64		50%	\$ 79,659.28	\$ 1,580,880.65				\$ 79,658.70		\$ 2,041,343.20	\$ 2,041,343.20	\$ 16,783,830.58
<b>QUARTER HORSE RACING ASSOCIATIONS</b>																				
Gator Downs Racing, Inc.	49	49	98,476	\$ 4,222,517.00	\$ 11,918.96	Flat Rate 81,750.00	Flat Rate 27,250.00		50%	\$ 17,203.53	\$ 138,122.49					\$ 17,203.44		\$ 608,827.89	\$ 608,827.89	\$ 3,470,282.14
<b>HORSE RACING ASSOCIATIONS</b>																				
Calder Race Course, Inc.	121	121	540,207	\$ 59,730,819.00	\$ 89,361.43	3% Comm. & Flat Rate 214,901.94	5% & 4% Flat Rate 2,986,540.95		50% & 100%	\$ 226,339.59	\$ 3,517,143.91	\$226,339.04				1% , 2% , 4% Comm. & 100% Breakage \$1,194,616.38		\$ 5,758,179.96	\$ 6,952,796.34	\$ 49,123,901.14
Florida Downs and Turf Club, Inc.	50	50	136,885	10,101,282.00	25,091.35	187,500.00	62,500.00		50% & 100%	102,645.95	275,091.35					102,645.95		1,467,217.94	1,569,863.89	8,281,418.11
Gulfstream Park Racing Assn., Inc.	40	40	507,570	72,346,630.00	194,161.24	2,170,398.90	3,255,598.43		50% & 100%	638,330.00	6,258,488.57					3,617,331.50		3,255,598.27	6,872,929.77	59,409,372.90
Hialeah Race Course, Inc.	40	40	347,225	51,792,694.00	130,375.74	1,553,780.82	2,330,671.32		50% & 100%	427,648.18	4,442,476.06					2,589,634.70		4,920,305.84	42,560,287.84	
Tropical Park, Inc.	40	40	223,399	35,712,077.00	76,214.16	1,071,362.31	1,607,043.57		50% & 100%	275,260.84	3,029,880.88					1,785,603.85		1,607,043.36	3,392,647.21	29,365,763.07
<b>TOTAL HORSE TRACKS</b>	<b>291</b>	<b>291</b>	<b>1,755,286</b>	<b>\$229,683,502.00</b>	<b>\$ 515,203.92</b>	<b>\$ 5,197,943.97</b>	<b>\$10,242,354.27</b>			<b>\$1,567,578.61</b>	<b>\$17,523,080.77</b>	<b>\$226,339.04</b>				<b>\$9,289,832.38</b>		<b>\$14,418,710.67</b>	<b>\$23,708,543.05</b>	<b>\$188,740,743.06</b>
<b>TOTAL ALL TRACKS AND FRONTONS</b>	<b>2,959</b>	<b>3,896</b>	<b>12,769,157</b>	<b>\$864,502,920.00</b>	<b>\$1,843,198.42</b>	<b>\$23,365,048.02</b>	<b>\$22,326,506.97</b>	<b>\$9,469,046.18</b>	<b>\$497,945.47</b>	<b>\$3,320,257.46</b>	<b>\$60,822,002.52</b>	<b>\$226,339.04</b>	<b>\$ 96,862.14</b>	<b>\$9,289,832.38</b>	<b>\$4,653,811.20</b>	<b>\$77,963,897.60</b>	<b>\$161,879.83</b>	<b>\$92,069,421.01</b>	<b>\$713,131,493.73</b>	
												<b>OTHER INCOME:</b>								
												Occupational Licenses	\$ 172,604.41							
												Stable/Kennel Name Registrations	19,900.00							
												Miscellaneous	14,669.67							
												<b>TOTAL OTHER INCOME</b>	<b>\$ 207,174.08</b>							
												<b>GRAND TOTAL RECEIPTS</b>	<b>\$61,029,176.60</b>							

In addition to Grand Total Receipts See Exhibits "D," "E," and "F" for other funds collected.

**EXHIBIT "C"**  
**FISCAL YEAR 1971-1972**  
**SUMMARY OF RACING REVENUES**

SOURCES OF RACING REVENUE	No. Days Racing	No. Performances Held	Paid Attendance	Pari-Mutuel Handle	Tax on Attendance	Net Commission & Sliding Scale on P/M Handle 3/17	Net Commission & Sliding Scale on P/M Handle 2/17	2/17 of Net Commission P/M Handle	Breakage 25%	Breakage 75%	Total State Tax Revenue	TRUST FUND REVENUES		TRACK/FRONTON REVENUES				
												Fla. Horse Racing Promotion Trust Fund -Breakage	Fla. Harness & Quarter Horse Racing Promotion Trust Fund -Breakage	Fla. Horse Tracks Purse Pools	Track Allowance up to \$170 Per Race	Net Track Commission & Sliding Scale 10/17	Fronton Breakage	Total Revenue P/M Handle
<b>GREYHOUND RACING ASSOCIATIONS</b>																		
Associated Outdoor Clubs, Inc.	101	150	651,388	\$ 39,555,788.00	\$ 69,731.71	\$ 1,134,173.64	\$ 756,115.76	\$ 756,115.76	\$ 41,703.01	\$ 125,110.37	\$ 2,882,950.25			\$ 297,500.00	\$ 3,780,578.80	\$ 4,078		
Biscayne Kennel Club, Inc.	101	131	710,002	54,902,260.00	79,838.71	1,600,807.80	1,067,205.20	1,067,205.20	57,465.06	172,396.44	4,044,918.41			262,140.00	5,336,026.00	5,598		
Bonita-Ft. Myers Corporation	105	155	257,911	14,624,077.00	30,855.76	384,422.31	256,281.54	256,281.54	14,152.84	42,460.67	984,454.66			307,700.00	1,281,407.70	1,589		
Daytona Beach Kennel Club, Inc.	102	143	426,241	26,490,265.00	49,109.87	744,457.95	496,305.30	496,305.30	24,808.49	74,427.67	1,885,414.58			284,750.00	2,481,526.50	2,766		
Investment Corporation of Palm Beach	105	124	489,401	29,969,979.00	53,185.64	855,029.37	570,019.58	570,019.58	28,817.46	86,454.34	2,163,525.97			249,730.00	2,850,097.90	3,099		
Investment Corporation of South Florida	105	155	678,116	46,854,147.00	78,349.61	1,351,324.41	900,882.94	900,882.94	46,360.09	139,082.62	3,416,882.61			307,700.00	4,504,414.70	4,812		
Jacksonville Kennel Club, Inc.	103	122	312,754	17,855,610.00	32,458.51	492,318.30	328,212.20	328,212.20	16,528.71	49,587.53	1,247,317.45			245,650.00	1,641,061.00	1,886		
Jefferson County Kennel Club, Inc.	108	130	162,188	9,709,216.00	17,273.81	245,136.48	163,424.32	163,424.32	11,045.26	33,137.36	633,441.55			261,460.00	817,121.60	1,078		
Keys Racing Association, Ltd.	105	111	59,139	3,069,844.00	6,163.44	49,322.34	32,881.56	29,981.56	3,665.47	10,997.51	133,011.88			178,391.20	231,296.82	409		
Miami Beach Kennel Club, Inc.	101	127	473,364	33,477,430.00	53,767.71	959,412.90	639,608.60	639,608.60	37,409.74	112,230.54	2,442,038.09			254,490.00	3,198,043.00	3,452		
Orange Park Kennel Club, Inc.	101	117	290,911	17,608,136.00	32,862.73	486,604.08	324,402.72	324,402.72	15,727.15	47,182.73	1,231,182.13			235,960.00	1,622,013.60	1,857		
Pensacola Greyhound Racing, Inc.	106	157	231,087	14,476,957.00	28,642.17	379,528.71	253,019.14	253,019.14	16,517.82	49,555.90	980,282.88			310,420.00	1,265,095.70	1,575		
St. Petersburg Kennel Club, Inc.	101	151	822,407	50,606,830.00	92,278.43	1,465,344.90	976,896.60	976,896.60	53,946.00	161,840.36	3,727,202.89			299,540.00	4,884,483.00	5,184		
Sanford-Orlando Kennel Club, Inc.	105	155	361,490	23,103,020.00	39,754.37	638,790.60	425,860.40	425,860.40	22,392.29	67,179.31	1,619,837.37			307,700.00	2,129,302.00	2,437		
Sarasota Kennel Club, Inc.	102	148	410,512	26,054,738.00	45,887.86	729,712.14	486,474.76	486,474.76	25,189.10	75,569.54	1,849,308.16			294,270.00	2,432,373.80	2,726		
Washington County Kennel Club, Inc.	106	128	155,518	7,350,444.00	15,976.54	175,123.32	116,748.88	116,748.88	9,733.83	29,203.39	463,534.84			257,210.00	583,744.40	840		
West Flagler Associates, Ltd.	100	151	983,359	65,226,902.00	108,536.35	1,904,007.06	1,269,338.04	1,269,338.04	72,483.15	217,451.55	4,841,154.19			299,200.00	6,346,690.20	6,645		
<b>TOTAL GREYHOUND TRACKS</b>	<b>1,757</b>	<b>2,355</b>	<b>7,475,788</b>	<b>\$480,935,643.00</b>	<b>\$ 834,673.22</b>	<b>\$13,595,516.31</b>	<b>\$ 9,063,677.54</b>	<b>\$9,060,777.54</b>	<b>\$497,945.47</b>	<b>\$1,493,867.83</b>	<b>\$34,546,457.91</b>			<b>\$4,653,811.20</b>	<b>\$45,385,276.72</b>	<b>\$50,039</b>		
<b>JAI-ALAI FRONTONS</b>																		
Dania Jai-Alai Palace, Inc.	105	155	522,658	\$ 20,146,557.00	\$ 101,528.03	3% Comm. 604,396.71	2% Comm. 402,931.14			50% 29,619.41	\$ 1,138,475.29			12% Comm. 2,417,586.84	50% 29,594.82	\$ 2,447		
Florida Jai-Alai, Inc.	105	155	263,977	12,008,575.00	29,774.52	360,257.25	240,171.50			15,918.78	646,122.05			1,441,029.00	15,903.97	1,456		
The Fronton, Inc.	105	141	304,783	12,771,781.00	37,395.58	383,153.43	255,435.62			15,510.94	691,495.57			1,532,613.72	15,509.69	1,548		
Miami Jai-Alai, Inc.	117	173	981,117	39,967,257.00	125,445.94	1,199,017.71	799,345.14			47,841.41	2,171,650.20			4,796,070.84	47,826.02	4,843		
Sports Palace, Inc.	105	155	217,988	9,358,603.00	27,758.64	280,758.09	187,172.06			11,676.40	507,365.19			1,123,032.36	11,670.97	1,134		
Tampa Jai-Alai, Inc.	105	155	458,853	19,071,050.00	50,951.77	572,131.50	381,421.00			23,513.74	1,028,018.01			2,288,526.00	23,508.62	2,312		
Volusia Jai-Alai, Inc.	120	167	326,100	15,924,003.00	36,266.71	477,720.09	318,480.06			17,867.53	850,334.39			1,910,880.36	17,865.74	1,928		
<b>TOTAL JAI-ALAI FRONTONS</b>	<b>762</b>	<b>1,101</b>	<b>3,075,476</b>	<b>\$129,247,826.00</b>	<b>\$ 409,121.19</b>	<b>\$ 3,877,434.78</b>	<b>\$ 2,584,956.52</b>			<b>\$ 161,948.21</b>	<b>\$ 7,033,460.70</b>				<b>\$15,509,739.12</b>	<b>\$161,879.83</b>	<b>\$15,671</b>	
<b>HARNESS RACING ASSOCIATIONS</b>																		
Tourist Attractions, Inc.	100	100	364,131	\$ 20,413,432.00	\$ 72,281.13	3% Comm. 612,402.96	2% Comm. 408,268.64	2% Comm. 408,268.64		50% 79,659.28	\$ 1,580,880.65		\$ 79,658.70		\$ 2,041,343.20		\$ 2,041	
<b>QUARTER HORSE RACING ASSOCIATIONS</b>																		
Gator Downs Racing, Inc.	49	49	98,476	\$ 4,222,517.00	\$ 11,918.96	Flat Rate 81,750.00	Flat Rate 27,250.00			50% 17,203.53	\$ 138,122.49		\$ 17,203.44		\$ 608,827.89		\$ 608	
<b>HORSE RACING ASSOCIATIONS</b>																		
Calder Race Course, Inc.	121	121	540,207	\$ 59,730,819.00	\$ 89,361.43	3% Comm. & Flat Rate 214,901.94	5% & 4 1/4% & Flat Rate 2,986,540.95			50% & 100% 226,339.59	\$ 3,517,143.91	\$226,339.04		1%, 2%, 4% Comm. & 100% Breakage \$1,194,616.38	\$ 5,758,179.96		\$ 6,953	
Florida Downs and Turf Club, Inc.	50	50	136,885	10,101,282.00	25,091.35	187,500.00	62,500.00				275,091.35			102,645.95	1,467,217.94		1,569	
Gulfstream Park Racing Assn., Inc.	40	40	507,570	72,346,630.00	194,161.24	2,170,398.90	3,255,598.43			638,330.00	6,258,488.57			3,617,331.50	3,255,598.27		6,872	
Hialeah Race Course, Inc.	40	40	347,225	51,792,694.00	130,375.74	1,553,780.82	2,330,671.32			427,648.18	4,442,476.06			2,589,634.70	2,330,671.14		4,920	
Tropical Park, Inc.	40	40	223,399	35,712,077.00	76,214.16	1,071,362.31	1,607,043.57			275,260.84	3,029,880.88			1,785,603.85	1,607,043.36		3,392	
<b>TOTAL HORSE TRACKS</b>	<b>291</b>	<b>291</b>	<b>1,755,286</b>	<b>\$229,683,502.00</b>	<b>\$ 515,203.92</b>	<b>\$ 5,197,943.97</b>	<b>\$10,242,354.27</b>			<b>\$1,567,578.61</b>	<b>\$17,523,080.77</b>	<b>\$226,339.04</b>		<b>\$9,289,832.38</b>	<b>\$14,418,710.67</b>		<b>\$23,708</b>	
<b>TOTAL ALL TRACKS AND FRONTONS</b>	<b>2,959</b>	<b>3,896</b>	<b>12,769,157</b>	<b>\$864,502,920.00</b>	<b>\$1,843,198.42</b>	<b>\$23,365,048.02</b>	<b>\$22,326,506.97</b>	<b>\$9,469,046.18</b>	<b>\$497,945.47</b>	<b>\$3,320,257.46</b>	<b>\$60,822,002.52</b>	<b>\$226,339.04</b>	<b>\$ 96,862.14</b>	<b>\$9,289,832.38</b>	<b>\$4,653,811.20</b>	<b>\$77,963,897.60</b>	<b>\$161,879.83</b>	<b>\$92,069</b>

In addition to Grand Total Receipts See Exhibits "D," "E," and "F" for other funds collected.

**OTHER INCOME:**  
Occupational Licenses . . . . . \$ 172,604.41  
Stable/Kennel Name Registrations . . . . . 19,900.00  
Miscellaneous . . . . . 14,669.67  
**TOTAL OTHER INCOME . . . . . \$ 207,174.08**  
**GRAND TOTAL RECEIPTS . . . . . \$61,029,176.60**



**EXHIBIT "C"**  
**FISCAL YEAR 1971-1972**  
**SUMMARY OF RACING REVENUES**

CITY	No. Days Racing	No. Performances Held	Paid Attendance	Pari-Mutuel Handle	Tax on Attendance	Net Commission & Sliding Scale on P/M Handle 3/17	Net Commission & Sliding Scale on P/M Handle 2/17	2/17 of Net Commission P/M Handle	Breakage 25%	Breakage 75%	Total State Tax Revenue	TRUST FUND REVENUES		TRACK/FRONTON REVENUES				Distributed to Public from P/M Handle		
												Fla. Horse Racing Promotion Trust Fund -Breakage	Fla. Harness & Quarter Horse Racing Promotion Trust Fund -Breakage	Fla. Horse Tracks Purse Pools	Track Allowance up to \$170 Per Race	Net Track Commission & Sliding Scale 10/17	Fronton Breakage		Total Track Revenue from P/M Handle	
DUNEDON	101	150	651,388	\$ 39,555,788.00	\$ 69,731.71	\$ 1,134,173.64	\$ 756,115.76	\$ 756,115.76	\$ 41,703.01	\$ 125,110.37	\$ 2,882,950.25			\$ 297,500.00	\$ 3,780,578.80	\$ 4,078,078.80	\$ 32,664,490.66			
	101	131	710,002	\$ 54,902,260.00	\$ 79,838.71	\$ 1,600,807.80	\$ 1,067,205.20	\$ 1,067,205.20	\$ 57,465.06	\$ 172,396.44	\$ 4,044,918.41			\$ 262,140.00	\$ 5,336,026.00	\$ 5,598,166.00	\$ 45,339,014.30			
	105	155	257,911	\$ 14,624,077.00	\$ 30,855.76	\$ 384,422.31	\$ 256,281.54	\$ 256,281.54	\$ 14,152.84	\$ 42,460.67	\$ 984,454.66			\$ 307,700.00	\$ 1,281,407.70	\$ 1,589,107.70	\$ 12,081,370.40			
	102	143	426,241	\$ 26,490,265.00	\$ 49,109.87	\$ 744,457.95	\$ 496,305.30	\$ 496,305.30	\$ 24,808.49	\$ 74,427.67	\$ 1,885,414.58			\$ 284,750.00	\$ 2,481,526.50	\$ 2,766,276.50	\$ 21,887,683.79			
Ch...	105	124	489,401	\$ 29,969,979.00	\$ 53,185.64	\$ 855,029.37	\$ 570,019.58	\$ 570,019.58	\$ 28,817.46	\$ 86,454.34	\$ 2,163,525.97			\$ 249,730.00	\$ 2,850,097.90	\$ 3,099,827.90	\$ 24,759,810.77			
orida	105	155	678,116	\$ 46,854,147.00	\$ 78,349.61	\$ 1,351,324.41	\$ 900,882.94	\$ 900,882.94	\$ 46,360.09	\$ 139,082.62	\$ 3,416,882.61			\$ 307,700.00	\$ 4,504,414.70	\$ 4,812,114.70	\$ 38,703,499.30			
	103	122	312,754	\$ 17,855,610.00	\$ 32,458.51	\$ 492,318.30	\$ 328,212.20	\$ 328,212.20	\$ 16,528.71	\$ 49,587.53	\$ 1,247,317.45			\$ 245,650.00	\$ 1,641,061.00	\$ 1,886,711.00	\$ 14,754,040.06			
	108	130	162,188	\$ 9,709,216.00	\$ 17,273.81	\$ 245,136.48	\$ 163,424.32	\$ 163,424.32	\$ 11,045.26	\$ 33,137.36	\$ 633,441.55			\$ 261,460.00	\$ 817,121.60	\$ 1,078,581.60	\$ 8,014,466.66			
	105	111	59,139	\$ 3,069,844.00	\$ 6,163.44	\$ 49,322.34	\$ 32,881.56	\$ 29,981.56	\$ 3,665.47	\$ 10,997.51	\$ 133,011.88			\$ 178,391.20	\$ 231,296.82	\$ 409,688.02	\$ 2,533,307.54			
	101	127	473,364	\$ 33,477,430.00	\$ 53,767.71	\$ 959,412.90	\$ 639,608.60	\$ 639,608.60	\$ 37,409.74	\$ 112,230.54	\$ 2,442,038.09			\$ 254,490.00	\$ 3,198,043.00	\$ 3,452,533.00	\$ 27,636,626.62			
	101	117	290,911	\$ 17,608,136.00	\$ 32,862.73	\$ 486,604.08	\$ 324,402.72	\$ 324,402.72	\$ 15,727.15	\$ 47,182.73	\$ 1,231,182.13			\$ 235,960.00	\$ 1,622,013.60	\$ 1,857,973.60	\$ 14,551,843.00			
	106	157	231,087	\$ 14,476,957.00	\$ 28,642.17	\$ 379,528.71	\$ 253,019.14	\$ 253,019.14	\$ 16,517.82	\$ 49,555.90	\$ 980,282.88			\$ 310,420.00	\$ 1,265,095.70	\$ 1,575,515.70	\$ 11,949,800.59			
	101	151	822,407	\$ 50,606,830.00	\$ 92,278.43	\$ 1,465,344.90	\$ 976,896.60	\$ 976,896.60	\$ 53,946.00	\$ 161,840.36	\$ 3,727,202.89			\$ 299,540.00	\$ 4,884,483.00	\$ 5,184,023.00	\$ 41,787,882.54			
	105	155	361,490	\$ 23,103,020.00	\$ 39,754.37	\$ 638,790.60	\$ 425,860.40	\$ 425,860.40	\$ 22,392.29	\$ 67,179.31	\$ 1,619,837.37			\$ 307,700.00	\$ 2,129,302.00	\$ 2,437,002.00	\$ 19,085,935.00			
	102	148	410,512	\$ 26,054,738.00	\$ 45,887.86	\$ 729,712.14	\$ 486,474.76	\$ 486,474.76	\$ 25,189.10	\$ 75,569.54	\$ 1,849,308.16			\$ 294,270.00	\$ 2,432,373.80	\$ 2,726,643.80	\$ 21,524,673.90			
	106	128	155,518	\$ 7,350,444.00	\$ 15,976.54	\$ 175,123.32	\$ 116,748.88	\$ 116,748.88	\$ 9,733.83	\$ 29,203.39	\$ 463,534.84			\$ 257,210.00	\$ 583,744.40	\$ 840,954.40	\$ 6,061,931.30			
	100	151	983,359	\$ 65,226,902.00	\$ 108,536.35	\$ 1,904,007.06	\$ 1,269,338.04	\$ 1,269,338.04	\$ 72,483.15	\$ 217,451.55	\$ 4,841,154.19			\$ 299,200.00	\$ 6,346,690.20	\$ 6,645,890.20	\$ 53,848,393.96			
	1,757	2,355	7,475,788	\$ 480,935,643.00	\$ 834,673.22	\$ 13,595,516.31	\$ 9,063,677.54	\$ 9,060,777.54	\$ 497,945.47	\$ 1,493,867.83	\$ 34,546,457.91			\$ 4,653,811.20	\$ 45,385,276.72	\$ 50,039,087.92	\$ 397,184,770.39			
	105	155	522,658	\$ 20,146,557.00	\$ 101,528.03	\$ 604,396.71	\$ 402,931.14	\$ 402,931.14	\$ 29,619.41	\$ 1,138,475.29	\$ 1,138,475.29			\$ 2,417,586.84	\$ 29,594.82	\$ 2,447,181.66	\$ 16,662,428.08			
	105	155	263,977	\$ 12,008,575.00	\$ 29,774.52	\$ 360,257.25	\$ 240,171.50	\$ 240,171.50	\$ 15,918.78	\$ 646,122.05	\$ 646,122.05			\$ 1,441,029.00	\$ 15,903.97	\$ 1,456,932.97	\$ 9,935,294.50			
	105	141	304,783	\$ 12,771,781.00	\$ 37,395.58	\$ 383,153.43	\$ 255,435.62	\$ 255,435.62	\$ 15,510.94	\$ 691,495.57	\$ 691,495.57			\$ 1,532,613.72	\$ 15,509.69	\$ 1,548,123.41	\$ 10,569,557.60			
	117	173	981,117	\$ 39,967,257.00	\$ 125,445.94	\$ 1,199,017.71	\$ 799,345.14	\$ 799,345.14	\$ 47,841.41	\$ 2,171,650.20	\$ 2,171,650.20			\$ 4,796,070.84	\$ 47,826.02	\$ 4,843,896.86	\$ 33,077,155.90			
	105	155	217,988	\$ 9,358,603.00	\$ 27,758.64	\$ 280,758.09	\$ 187,172.06	\$ 187,172.06	\$ 11,676.40	\$ 507,365.19	\$ 507,365.19			\$ 1,123,032.36	\$ 11,670.97	\$ 1,134,703.33	\$ 7,744,293.12			
	105	155	458,853	\$ 19,071,050.00	\$ 50,951.77	\$ 572,131.50	\$ 381,421.00	\$ 381,421.00	\$ 23,513.74	\$ 1,028,018.01	\$ 1,028,018.01			\$ 2,288,526.00	\$ 23,508.62	\$ 2,312,034.62	\$ 15,781,949.14			
	120	167	326,100	\$ 15,924,003.00	\$ 36,266.71	\$ 477,720.09	\$ 318,480.06	\$ 318,480.06	\$ 17,867.53	\$ 850,334.39	\$ 850,334.39			\$ 1,910,880.36	\$ 17,865.74	\$ 1,928,746.10	\$ 13,181,189.22			
	762	1,101	3,075,476	\$ 129,247,826.00	\$ 409,121.19	\$ 3,877,434.78	\$ 2,584,956.52	\$ 2,584,956.52	\$ 161,948.21	\$ 7,033,460.70	\$ 7,033,460.70			\$ 15,509,739.12	\$ 161,879.83	\$ 15,671,618.95	\$ 106,951,867.56			
	100	100	364,131	\$ 20,413,432.00	\$ 72,281.13	\$ 612,402.96	\$ 408,268.64	\$ 408,268.64	\$ 79,659.28	\$ 1,580,880.65	\$ 1,580,880.65		\$ 79,658.70	\$ 2,041,343.20	\$ 2,041,343.20	\$ 2,041,343.20	\$ 16,783,830.58			
ATIONS	49	49	98,476	\$ 4,222,517.00	\$ 11,918.96	\$ 81,750.00	\$ 27,250.00	\$ 27,250.00	\$ 17,203.53	\$ 138,122.49	\$ 138,122.49			\$ 608,827.89	\$ 608,827.89	\$ 608,827.89	\$ 3,470,282.14			
	121	121	540,207	\$ 59,730,819.00	\$ 89,361.43	\$ 214,901.94	\$ 2,986,540.95	\$ 2,986,540.95	\$ 226,339.59	\$ 3,517,143.91	\$ 3,517,143.91	\$ 226,339.04		\$ 5,758,179.96	\$ 1,194,616.38	\$ 6,952,796.34	\$ 49,123,901.14			
	50	50	136,885	\$ 10,101,282.00	\$ 25,091.35	\$ 187,500.00	\$ 62,500.00	\$ 62,500.00	\$ 275,091.35	\$ 102,645.95	\$ 102,645.95			\$ 1,467,217.94	\$ 1,467,217.94	\$ 1,467,217.94	\$ 8,281,418.11			
	40	40	507,570	\$ 72,346,630.00	\$ 194,161.24	\$ 2,170,398.90	\$ 3,255,598.43	\$ 3,255,598.43	\$ 638,330.00	\$ 6,258,488.57	\$ 6,258,488.57			\$ 3,617,331.50	\$ 3,255,598.27	\$ 6,872,929.77	\$ 59,409,372.90			
	40	40	347,225	\$ 51,792,694.00	\$ 130,375.74	\$ 1,553,780.82	\$ 2,330,671.32	\$ 2,330,671.32	\$ 427,648.18	\$ 4,442,476.06	\$ 4,442,476.06			\$ 2,589,634.70	\$ 2,330,671.14	\$ 4,920,305.84	\$ 42,560,287.84			
	40	40	223,399	\$ 35,712,077.00	\$ 76,214.16	\$ 1,071,362.31	\$ 1,607,043.57	\$ 1,607,043.57	\$ 275,260.84	\$ 3,029,880.88	\$ 3,029,880.88			\$ 1,785,603.85	\$ 1,607,043.36	\$ 3,392,647.21	\$ 29,365,763.07			
	291	291	1,755,286	\$ 229,683,502.00	\$ 515,203.92	\$ 5,197,943.97	\$ 10,242,354.27	\$ 10,242,354.27	\$ 1,567,578.61	\$ 17,523,080.77	\$ 17,523,080.77	\$ 226,339.04		\$ 9,289,832.38	\$ 14,418,710.67	\$ 23,708,543.05	\$ 188,740,743.06			
NTONS	2,959	3,896	12,769,157	\$ 864,502,920.00	\$ 1,843,198.42	\$ 23,365,048.02	\$ 22,326,506.97	\$ 22,326,506.97	\$ 9,469,046.18	\$ 497,945.47	\$ 3,320,257.46	\$ 60,822,002.52	\$ 226,339.04	\$ 96,862.14	\$ 9,289,832.38	\$ 4,653,811.20	\$ 77,963,897.60	\$ 161,879.83	\$ 92,069,421.01	\$ 713,131,493.73

In addition to Grand Total Receipts See Exhibits "D," "E," and "F" for other funds collected.

OTHER INCOME:	
Occupational Licenses . . . . .	\$ 172,604.41
Stable/Kennel Name Registrations . . . . .	19,900.00
Miscellaneous . . . . .	14,669.67
<b>TOTAL OTHER INCOME . . . . .</b>	<b>\$ 207,174.08</b>
<b>GRAND TOTAL RECEIPTS . . . . .</b>	<b>\$ 61,029,176.60</b>




EXHIBIT "D"

DIVISION OF PARI-MUTUEL WAGERING  
 FROM EXTRA DAYS OF RACING FOR  
 BOARD OF REGENTS – SCHOLARSHIP FUND

Associated Outdoor Clubs, Inc. . . . .	\$ 26,177.77
Biscayne Kennel Club, Inc. . . . .	48,764.07
Bonita-Ft. Myers Corp. . . . .	5,815.27
Calder Race Course, Inc. . . . .	70,225.24
Dania Jai-Alai Palace, Inc. . . . .	17,423.46
Daytona Beach Kennel Club, Inc. . . . .	15,047.24
Florida Jai Alai, Inc. . . . .	7,550.81
The Fronton, Inc. . . . .	8,691.50
Gulfstream Park Racing Assn. . . . .	85,051.00
(at Tropical Park) . . . . .	64,818.88
Investment Corporation of Palm Beach . . . . .	23,922.60
Investment Corporation of South Florida . . . . .	33,880.00
Jacksonville Kennel Club, Inc. . . . .	13,270.82
Jefferson County Kennel Club, Inc. . . . .	8,406.60
Keys Racing Association, Ltd. . . . .	1,201.50
Miami Beach Kennel Club, Inc. . . . .	24,379.80
Miami Jai Alai, Inc. . . . .	34,296.98
Orange Park Kennel Club, Inc. . . . .	11,184.36
Pensacola Greyhound Racing, Inc. . . . .	8,585.56
St. Petersburg Kennel Club, Inc. . . . .	36,292.07
Sanford-Orlando Kennel Club, Inc. . . . .	12,387.23
Sarasota Kennel Club, Inc. . . . .	14,946.52
Sports Palace, Inc. . . . .	6,000.00
Tampa Jai Alai, Inc. . . . .	6,649.44
Tourist Attractions, Inc. . . . .	15,191.95
Tropical Park, Inc. . . . .	55,186.72
Volusia Jai-Alai, Inc. . . . .	7,000.00
Washington County Kennel Club, Inc. . . . .	2,469.40
West Flagler Associates, Ltd. . . . .	52,220.34

TOTAL RECEIPTS DEPOSITED TO  
 SCHOLARSHIP FUND . . . . . \$717,037.13

FROM EXTRA DAYS OF RACING FOR  
 BOARD OF REGENTS – EDUCATIONAL SURVEY TRUST FUND

(Florida International University)

Miami Jai-Alai, Inc. . . . . \$ 16,473.94

## EXHIBIT "E"

## DIVISION OF PARI-MUTUEL WAGERING

FROM ESCHEATED PARI-MUTUEL TICKETS FOR  
PRINCIPAL OF STATE SCHOOL FUND

	From 1969-70 Season	From 1970-71 Season	Grand Total
Associated Outdoor Clubs, Inc. . . . .	\$	\$ 28,081.20	\$
Bayard Raceways, Inc. . . . .		2,988.20	
Biscayne Kennel Club, Inc. . . . .		35,015.80	
Calder Race Course, Inc. . . . .	27,020.90		
Dania Jai-Alai, Inc. . . . .		31,033.70	
Daytona Beach Kennel Club, Inc. . . . .	25,196.40		
Florida Downs and Turf Club, Inc. . . . .		11,598.00	
Florida Jai-Alai, Inc. . . . .		14,257.10	
The Fronton, Inc. . . . .		16,100.70	
Gulfstream Park Racing Assn., Inc. . . . .		44,504.50	
Hialeah Race Course, Inc. . . . .		74,267.10	
Investment Corporation of Palm Beach . . . . .		28,967.90	
Investment Corporation of South Florida . . . . .		48,922.80	
Jacksonville Kennel Club, Inc. . . . .		12,686.80	
Jefferson County Kennel Club, Inc. . . . .	6,463.60		
Keys Racing Association, Ltd. . . . .		3,459.20	
Miami Beach Kennel Club, Inc. . . . .	25,298.60	21,722.20	
Orange Park Kennel Club, Inc. . . . .		10,884.90	
Pensacola Greyhound Racing, Inc. . . . .		15,600.00	
St. Petersburg Kennel Club, Inc. . . . .		49,957.50	
Sanford-Orlando Kennel Club, Inc. . . . .		22,662.30	
Sarasota Kennel Club, Inc. . . . .	24,260.80		
Tourist Attractions, Inc. . . . .		22,062.00	
Tropical Park, Inc. . . . .		34,673.80	
Volusia Jai-Alai, Inc. . . . .	13,500.50		
Washington County Kennel Club, Inc. . . . .	10,148.40		
West Flagler Associates, Ltd. . . . .	45,056.20		
<b>TOTAL RECEIPTS DEPOSITED TO SCHOOL FUND . . . . .</b>	<b>\$176,945.40</b>	<b>\$529,445.70</b>	<b>\$706,391.10</b>

EXHIBIT "F"

DIVISION OF PARI-MUTUEL WAGERING

FROM EXTRA DAYS OF RACING TO

GENERAL REVENUE FUND FOR BICENTENNIAL COMMISSION

Associated Outdoor Clubs, Inc. . . . .	\$ 18,622.06
Calder Race Course, Inc. . . . .	17,000.00
Florida Jai-Alai, Inc. . . . .	10,678.55
Investment Corporation of South Florida . . . . .	73,891.23
Miami Beach Kennel Club, Inc. . . . .	13,563.88
Miami Jai-Alai, Inc. . . . .	65,000.00
St. Petersburg Kennel Club, Inc. . . . .	25,244.68
Sanford-Orlando Kennel Club, Inc. . . . .	12,672.87
Tampa Jai-Alai, Inc. . . . .	18,000.00
Tropical Park, Inc. . . . .	55,674.80
Volusia Jai-Alai, Inc. . . . .	9,600.00
West Flagler Associates, Ltd. . . . .	41,628.74

\$361,576.81

Due Bicentennial Commission . . . . .	\$350,000.00
Due General Revenue Fund . . . . .	11,576.81

\$361,576.81



EXHIBIT "G"

DIVISION OF PARI-MUTUEL WAGERING

SUMMARY OF ADDITIONAL DAYS OF RACING HELD FOR CHARITABLE PURPOSES DURING FISCAL PERIOD

	Date	Statutory Authority	Beneficiary	Paid Attendance	Pari-Mutuel Handle
Associated Outdoor Clubs, Inc.	9-7-71	550.08	Board of Regents	4,155	\$ 207,854.00
	9-14-71	550.03	Charity	3,755	213,302.00
	9-21-71	63-738	U. of Tampa Academic Fund	3,359	616,566.00
	10-4-71	550.035	Bicentennial Fund	2,492	168,858.00
Biscayne Kennel Club, Inc.	1-11-72	550.03	Charity	4,600	345,826.00
	1-18-72	550.03	Charity	4,098	343,104.00
	1-25-72	550.08	Board of Regents	4,689	369,448.00
	2-1-72	65-1049	Board of Public Instruction	4,520	338,098.00
	4-28-72	550.035	Bicentennial Fund	2,287	208,958.00
Bonita-Ft. Myers Corporation	1-4-72	550.03	Charity	1,585	92,905.00
	1-11-72	550.08	Board of Regents	1,289	82,655.00
	1-18-72	550.035	Bicentennial Fund	1,518	92,943.00
	4-4-72	550.03	Edison Jr. College	1,594	87,944.00
Calder Race Course, Inc.	7-15-71	550.41(4)	Charity	3,869	390,352.00
	7-22-71	550.41(4)	Charity	3,846	396,700.00
	7-29-71	550.41(4)	Charity	3,599	358,154.00
	8-5-71	550.41(4)	Charity	3,432	373,632.00
	8-12-71	550.41(5)	Board of Regents	3,292	329,327.00
	8-19-71	550.41(5)	Board of Regents	3,527	337,879.00
	8-26-71	550.41(5)	Board of Regents	2,963	315,256.00
	9-2-71	550.41(5)	Board of Regents	2,771	308,930.00
	10-12-71	550.035	Bicentennial Fund	2,728	284,091.00
	Dania Jai-Alai Palace, Inc.	12-9-71	550.08	Board of Regents	3,110
12-16-71		550.03	Charity	2,411	107,742.00
1-4-72		550.035	Bicentennial Fund	3,619	133,699.00
1-6-72		550.03	Charity	2,910	117,897.00
1-11-72		550.035	Bicentennial Fund	3,511	135,532.00
Daytona Beach Kennel Club, Inc.	9-7-71	550.03	Charity	2,124	125,802.00
	9-14-71	550.03	Charity	2,248	125,518.00
	9-29-71	550.08	Board of Regents	2,075	130,042.00
Florida Downs and Turf Club, Inc.	1-21-72	67-620	Arts Council	639	181,688.00
	2-4-72	63-738	U. of Tampa Scholarship	510	170,631.00
	3-3-72	550.03	Charity	525	165,968.00
	3-17-72	550.03	Charity	577	172,850.00
	3-20-72	61-995	U. of Tampa Athletic	504	155,702.00
	3-21-72	550.035	Bicentennial Fund	516	165,134.00
	3-24-72	550.08	Board of Regents	501	190,922.00
Florida Jai-Alai, Inc.	12-23-71	550.035	Bicentennial Fund	1,931	78,254.00
	1-5-72	68-60	Seminole Jr. College	1,332	54,684.00
	1-12-72	550.03	Sheriffs Boys Ranch and Harry-Anna Crippled Children's Hospital	1,280	56,315.00
	1-19-72	550.03	Florida Sheltered Workshop and Sunland Parents and Friends	1,336	55,406.00
	1-26-72	550.08	Board of Regents	1,416	59,242.00
The Fronton, Inc.	1-11-72	550.03	Charity	1,573	64,390.00
	1-12-72	550.03	Charity	1,616	70,363.00
	1-18-72	550.08	Board of Regents	1,774	73,576.00
	1-19-72	550.03	Florida Atlantic Univ., Palm Beach Jr. College and Marymount College	1,762	72,239.00
	4-19-72	550.08	Board of Regents	5,582	827,409.00
Hialeah Race Course, Inc.	4-20-72	67-658	Board of Public Instruction	4,719	712,901.00
	4-21-72	550.035	Bicentennial Fund	4,728	731,831.00
	4-22-72	550.03	Charity	8,709	1,224,188.00
	4-24-72	65-1049	Board of Public Instruction	4,897	750,756.00
	4-25-72*	550.035	Bicentennial Fund	4,361	654,072.00
	4-26-72	550.03	Univ. of Miami and Florida International University	4,996	795,873.00
	4-27-72*	550.03	Charity	4,685	722,766.00
	4-29-72	550.03	Charity	9,613	1,355,573.00

	<i>Date</i>	<i>Statutory Authority</i>	<i>Beneficiary</i>	<i>Paid Attendance</i>	<i>Pari-Mutuel Handle</i>
Investment Corp. of Palm Beach	1-11-72	550.08	Board of Regents	3,396	193,853.00
	1-18-72	550.03	Florida Atlantic Univ., West Palm Beach Jr. College and Marymount College		
	1-25-72	550.03	Charity	3,215	198,751.00
	1-27-72	550.03	Charity	3,249	192,096.00
Investment Corp. of South Florida	1-4-72	550.08	Board of Regents	4,326	280,300.00
	1-6-72	550.035	Bicentennial Fund	4,246	278,539.00
	1-11-72	550.035	Bicentennial Fund	4,483	301,714.00
	1-18-72	550.03	Nova University	3,799	264,920.00
	1-25-72	550.03	United Fund of Broward Co. and U. of Miami Athletic Dept.	4,986	326,588.00
Jacksonville Kennel Club, Inc.	3-28-72	550.08	Board of Regents	2,130	110,240.00
	4-4-72	550.03	Jacksonville University, Ed Waters College and Florida Jr. College	2,371	138,060.00
Jefferson County Kennel Club, Inc.	8-31-70	550.03	Charity	889	55,400.00
	8-24-71	550.03	Charity	845	59,096.00
	8-25-71	550.08	Board of Regents	1,014	65,898.00
Keys Racing Association, Ltd.	3-14-72	57-854	United Fund	490	24,080.00
	3-21-72	550.03	Florida Keys Jr. College	623	24,938.00
	3-28-72	550.08	Board of Regents	497	23,984.00
Miami Beach Kennel Club, Inc.	10-11-71	550.035	Bicentennial Fund	1,617	122,838.00
	11-16-71	550.08	Board of Regents	3,105	209,232.00
	11-23-71	65-1049	Board of Public Instruction	2,731	194,178.00
	11-30-71	550.03	Charity	2,926	201,058.00
	12-7-71	550.03	Charity	2,854	195,214.00
Miami Jai Alai, Inc.	1-4-72	550.03	Various Charities	5,987	247,027.00
	1-5-72	550.03	Various Charities	6,228	258,796.00
	1-6-72	550.035	Bicentennial Fund	6,586	271,024.00
	1-11-72	550.03	Univ. of Miami and Florida International University	5,919	254,209.00
	1-12-72	65-1049	Miami Dade Jr. College	6,054	255,645.00
	1-13-72	550.08	Board of Regents	6,252	266,988.00
	4-4-72	65-1049	Board of Public Instruction	6,204	241,610.00
4-5-72	550.035	Bicentennial Fund	5,736	244,725.00	
Orange Park Kennel Club, Inc.	11-23-71	550.08	Board of Regents	1,757	98,704.00
	12-21-71	550.03	Jacksonville Univ., Ed Waters College and Florida Jr. College	2,232	147,854.00
Pensacola Greyhound Racing, Inc.	5-2-72	550.03	Greyhound Park Foundation	1,182	72,958.00
	5-9-72	550.08	Board of Regents	1,293	71,939.00
	5-16-72	550.03	Charity	1,238	71,088.00
	5-23-72	550.035	Bicentennial Fund	1,137	67,483.00
St. Petersburg Kennel Club, Inc.	1-6-72	550.08	Board of Regents	4,495	294,191.00
	1-11-72	550.03	United Fund	4,777	285,913.00
	1-13-72	550.03	St. Petersburg Jr. College and Florida Presbyterian College	5,219	335,099.00
	1-17-72	550.035	Bicentennial Fund	2,725	227,726.00
Sanford-Orlando Kennel Club, Inc.	12-21-71	550.08	Board of Regents	1,698	112,066.00
	1-4-72	68-60	Seminole Jr. College	1,867	119,137.00
	1-6-72	550.035	Bicentennial Fund	1,853	116,584.00
	1-27-72	550.03	Various Charities	2,164	136,527.00
	3-30-72	550.03	Charity	2,654	165,354.00
Sarasota Kennel Club, Inc.	5-9-72	550.03	Charity	2,436	147,663.00
	5-16-72	550.08	Board of Regents	2,280	161,791.00
	5-22-72	550.035	Bicentennial Fund	1,483	113,648.00
	5-23-72	550.03	Manatee Jr. College and New College of Sarasota	2,284	145,220.00
Sports Palace, Inc.	2-8-72	550.03	Charity	1,150	52,519.00
	2-15-72	550.03	Charity	1,214	56,002.00
	2-29-72	550.08	Board of Regents	1,119	50,549.00
Tampa Jai-Alai, Inc.	1-4-72	61-995	U. of Tampa Athletic Fund	2,789	107,170.00
	1-11-72	63-738	U. of Tampa Academic Fund	2,659	102,495.00
	1-18-72	550.08	Board of Regents	2,630	108,494.00
	1-25-72	67-620	St. Leo's College	2,659	109,395.00
	3-28-72	550.035	Bicentennial Fund	2,615	104,804.00
	4-11-72	67-620	Tampa Arts Council	2,146	103,934.00

	<i>Date</i>	<i>Statutory Authority</i>	<i>Beneficiary</i>	<i>Paid Attendance</i>	<i>Pari-Mutuel Handle</i>
Tampa Jai-Alai, Inc. (Cont.)	4-18-72	550.035	Bicentennial Fund	1,941	91,257.00
	4-25-72	550.03	Charity	2,278	105,155.00
	5-2-72	550.03	Charity	2,068	101,102.00
Tourist Attractions, Inc.	1-5-72	550.03	Charity	2,806	158,726.00
	1-12-72	550.03	Charity	2,903	164,163.00
	1-19-72	550.08	Board of Regents	3,199	183,828.00
Tropical Park, Inc.	11-20-71	550.03	Charity	9,851	1,118,643.00
	11-22-71	550.035	Bicentennial Fund	4,476	643,928.00
	11-23-71	67-658	Board of Public Instruction	3,917	569,621.00
	11-24-71	65-1049	Board of Public Instruction	4,091	586,523.00
	11-25-71*	550.03	Nova University and Charity	5,930	739,051.00
	11-26-71*	550.08	Board of Regents	5,567	720,869.00
	11-27-71	550.03	Charity	7,744	1,029,444.00
	11-29-71	550.03	U. of Miami and Florida International University	4,723	672,574.00
	11-30-71	550.08	Board of Regents	3,998	611,397.00
Volusia Jai- Alai, Inc.	8-18-71	550.035	Bicentennial Fund	1,615	72,006.00
	6-6-72	550.03	Charity	1,373	68,070.00
	6-7-72	550.03	Charity	1,509	81,266.00
	6-13-72	550.08	Board of Regents	1,388	67,746.00
	6-14-72	550.035	Bicentennial Fund	1,539	77,774.00
Washington County Kennel Club, Inc.	5-9-72	550.08	Board of Regents	643	31,644.00
	5-10-72	550.03	Okaloosa Walton Jr. College and Gulf Coast Comm. College	610	33,355.00
	5-16-72	550.03	Washington County Jr. Deputies	688	34,618.00
	5-17-72	550.03	Bay County Cancer Soc.	667	33,546.00
West Flagler Associates, Ltd.	8-5-71	550.03	Charity	8,187	498,685.00
	8-12-71	550.03	Charity	8,092	476,060.00
	8-19-71	65-1049	Bicentennial Fund	7,033	451,480.00
	8-26-71	550.08	Board of Regents	6,334	405,998.00
	9-1-71	550.035	Bicentennial Fund	2,928	218,752.00
	9-2-71	550.035	Bicentennial Fund	1,897	151,307.00

\*Denotes day held for Gulfstream Park Racing Assoc., Inc.

NOTE: These figures not included in the various statistical exhibits presented elsewhere in this report.

**EXHIBIT "H"**

**DIVISION OF PARI-MUTUEL WAGERING**

**RACING REVENUE COLLECTED BY GEOGRAPHICAL LOCATION**

<b>BREVARD COUNTY</b>		
Sports Palace, Inc. ....	\$ 507,365.19	.83%
<b>BROWARD COUNTY</b>		
Gator Downs at Pompano Park .....	\$ 84,591.22	
Gulfstream Park Racing Assn., Inc. ....	6,258,488.57	
Investment Corp. of South Florida .....	3,416,882.61	
Dania Jai-Alai, Inc. ....	1,138,475.29	
Tourist Attractions, Inc. ....	<u>1,580,880.65</u>	12,479,318.34 20.45%
<b>CLAY COUNTY</b>		
Orange Park Kennel Club, Inc. ....	1,231,182.13	2.02%
<b>DADE COUNTY</b>		
Gen. Office—Misc. Receipts and Licenses ...	\$ 205,114.94	
Biscayne Kennel Club, Inc. ....	4,044,918.41	
Hialeah Race Course, Inc. ....	4,442,476.06	
Calder Race Course, Inc. ....	3,517,143.91	
Miami Beach Kennel Club, Inc. ....	2,442,038.09	
Miami Jai-Alai, Inc. ....	2,171,650.18	
Tropical Park, Inc. ....	3,029,880.88	
West Flagler Assoc., Ltd. ....	<u>4,841,154.19</u>	24,694,376.66 40.46%
<b>DUVAL COUNTY</b>		
Jacksonville Kennel Club, Inc. ....	1,247,317.45	2.04%
<b>ESCAMBIA COUNTY</b>		
Pensacola Greyhound Racing, Inc. ....	980,282.88	1.61%
<b>HILLSBOROUGH COUNTY</b>		
Associated Outdoor Clubs, Inc. ....	\$2,882,950.25	
Florida Downs and Turf Club, Inc. ....	275,091.35	
Tampa Jai-Alai, Inc. ....	<u>1,028,018.01</u>	4,186,059.61 6.86%
<b>JEFFERSON COUNTY</b>		
Jefferson County Kennel Club, Inc. ....	633,441.55	1.04%
<b>LEE COUNTY</b>		
Bonita-Ft. Myers Corporation .....	984,454.66	1.61%
<b>MONROE COUNTY</b>		
Keys Racing Assoc. Ltd. ....	133,011.88	.22%
<b>PALM BEACH COUNTY</b>		
The Fronton, Inc. ....	\$ 691,495.55	
Investment Corp. of Palm Beach .....	<u>2,163,525.97</u>	2,855,021.52 4.68%
<b>PINELLAS COUNTY</b>		
St. Petersburg Kennel Club, Inc. ....	3,727,202.89	6.11%
<b>ST. JOHNS COUNTY</b>		
Gator Downs Racing, Inc. ....	53,531.27	.09%
<b>SARASOTA COUNTY</b>		
Sarasota Kennel Club, Inc. ....	1,849,308.16	3.03%
<b>SEMINOLE COUNTY</b>		
Florida Jai-Alai, Inc. ....	\$ 646,122.05	
Sanford-Orlando Kennel Club, Inc. ....	<u>1,619,837.37</u>	2,265,959.42 3.71%
<b>VOLUSIA COUNTY</b>		
Daytona Beach Kennel Club, Inc. ....	\$1,885,414.58	
Volusia Jai-Alai, Inc. ....	<u>850,334.39</u>	2,735,748.97 4.48%
<b>WASHINGTON COUNTY</b>		
Washington County Kennel Club, Inc. ....	463,534.84	.76%
<b>TOTAL FISCAL YEAR RECEIPTS</b> .....	<u>\$61,027,117.42</u>	<u>100.00%</u>

NOTE: These figures do not include any Scholarship/Charity Day, or Breakage Trust Fund amounts.

ASSOCIATED OUTDOOR CLUBS, INC.  
P. O. Box 8096, Tampa, Florida 33604

Officers

William H. Johnston, Sr., <i>Chairman of the Board</i>	
John H. Hater, <i>President</i>	C. W. Bidwill, Jr., <i>Asst. Treasurer</i>
James Patton, <i>Vice-President</i>	Harry J. Hatter, Jr., <i>Treasurer</i>
Robert E. Hater, Sr., <i>Assistant Secretary</i>	Robert J. Hart, Sr., <i>Secretary</i>

Directors

C. W. Bidwill, Jr.	John H. Hater	W. H. Johnston, Sr.
R. J. Hart, Sr.	Robert E. Hater, Sr.	James Patton
	Harry J. Hater, Jr.	

Dog Track - Tampa

101 Racing Days - Sept. 6, 1971 to Jan. 4, 1972, Incl. - 150 Performances

Pari-Mutuel Handle	\$39,555,788.00
Average Performance	263,705.25
Average Wager per Capita	60.73
<i>(Based on Taxable Admissions)</i>	
Total Paid Attendance	651,388
Average Paid Attendance per Performance	4,343
<i>Net Commission = 17% of P-M Handle less \$170.00</i>	
<i>Track Allowance per Race</i>	

STATE REVENUE

3/17 of Net Commission (Counties)	\$ 1,134,173.64
2/17 of Net Commission (Old Age Assistance)	756,115.76
2/17 of Net Commission (Counties)	756,115.76
25% of Breaks (Counties)	41,703.01
75% of Breaks (Old Age Assistance)	125,110.37
Admission Tax (Counties)	69,731.71
	<hr/>
	\$ 2,882,950.25
Occupational Licenses (Counties)	3,170.25
Total State Revenue	<hr/> <hr/>
	\$ 2,886,120.50

TRACK REVENUE

1,750 Races @ \$170.00 Allowance per Race	\$ 297,500.00
10/17 of Net Commission	3,780,578.80
Total Track Revenue (10.31%)	<hr/> <hr/>
	\$ 4,078,078.80

MISCELLANEOUS

Distributed to Public from P-M Handle (82.58%)	\$32,664,490.66
Distributed to Public from Track for Minus Pool	385.94
Total Distributed to Public	<hr/> <hr/>
	\$32,664,876.60
Closed December 24, 1971 (Eve. Only)	
Seating Capacity: 5,575 - Parking: 2,040 spaces	
Overall Length of Track: 1,440 feet	
Length of Stretch: 210 feet - Width of Track: 18 feet	
Equipment: Single, Outside Lure; American Totalisator	

**BISCAYNE KENNEL CLUB, INC.**  
 817 Dade Federal Building, Miami, Florida 33131

*Officers*

James C. Knight, <i>President</i>	Ellen K. Whiteside, <i>Vice-President &amp; Secretary</i>
Charles E. Jordon, <i>Treasurer</i>	Charles N. Leigh, <i>Vice-President</i>
Eliz D. Grisillo, <i>Asst. Secretary</i>	

*Directors*

Marilyn West	James C. Knight	Robert M. McDonald
Jack Q. Cleveland	Charles N. Leigh	Ellen W. Spitzer
Charles E. Jordon	Nancy A. Milledge	Ellen K. Whiteside

Dog Track – Miami

101 Racing Days – Jan. 4, 1972 to May 4, 1972, Incl. – 131 Performances

Pari-Mutuel Handle . . . . .	\$54,902,260.00
Average Performance . . . . .	419,101.22
Average Wager per Capita . . . . .	77.31
<i>(Based on Taxable Admissions)</i>	
Total Paid Attendance . . . . .	710,002
Average Paid Attendance per Performance . . . . .	5,420
<i>Net Commission = 17% of P-M Handle less \$170.00</i>	
<i>Track Allowance per Race</i>	

**STATE REVENUE**

3/17 of Net Commission (Counties) . . . . .	\$ 1,600,807.80
2/17 of Net Commission (Old Age Assistance) . . . . .	1,067,205.20
2/17 of Net Commission (Counties) . . . . .	1,067,205.20
25% of Breaks (Counties) . . . . .	57,465.06
75% of Breaks (Old Age Assistance) . . . . .	172,396.44
Admission Tax (Counties) . . . . .	79,838.71
	\$ 4,044,918.41
Occupational Licenses (Counties) . . . . .	1,733.50
Total State Revenue . . . . .	\$ 4,046,651.91

**TRACK REVENUE**

1,542 Races @ \$170.00 Allowance per Race . . . . .	\$ 262,140.00
10/17 of Net Commission . . . . .	5,336,026.00
Total Track Revenue (10.20%) . . . . .	\$ 5,598,166.00

**MISCELLANEOUS**

Distributed to Public from P-M Handle (82.58%) . . . . .	\$45,339,014.30
Distributed to Public from Track for Minus Pool . . . . .	1,946.10
Total Distributed to Public . . . . .	\$45,340,960.40

Seating Capacity: 8,500 – Parking: 6,500 spaces  
 Overall Length of Track: 1,485 feet  
 Length of Stretch: 352 feet – Width of Track: 19 feet  
 Equipment: Double, Inside Lure; American Totalisator

**BONITA-FT. MYERS CORPORATION**  
P. O. Box 250, Bonita Springs, Florida 33923

*Officers*

Sam Posner, *President* John Waltman, *Vice-President*  
Sam Johnson, Sr., *Secretary*

*Directors*

Sam Posner Sam Johnson, Sr. John Waltman

Dog Track – Bonita Springs

105 Racing Days – Dec. 27, 1971 to May 1, 1972, Incl. – 155 Performances

Pari-Mutuel Handle . . . . .	\$14,624,077.00
Average Performance . . . . .	94,348.88
Average Wager per Capita . . . . .	56.70
<i>(Based on Taxable Admissions)</i>	
Total Paid Attendance . . . . .	257,911
Average Paid Attendance per Performance . . . . .	1,664
<i>Net Commission = 17% of P-M Handle less \$170.00</i>	
<i>Track Allowance per Race</i>	

**STATE REVENUE**

3/17 of Net Commission (Counties) . . . . .	\$ 384,422.31
2/17 of Net Commission (Old Age Assistance) . . . . .	256,281.54
2/17 of Net Commission (Counties) . . . . .	256,281.54
25% of Breaks (Counties) . . . . .	14,152.84
75% of Breaks (Old Age Assistance) . . . . .	42,460.67
Admission Tax (Counties) . . . . .	30,855.76
	\$ 984,454.66
Occupational Licenses (Counties) . . . . .	1,895.75
Kennel Names (Counties) . . . . .	50.00
Total State Revenue . . . . .	\$ 986,400.41

**TRACK REVENUE**

1,810 Races @ \$170.00 Allowance per Race . . . . .	\$ 307,700.00
10/17 of Net Commission . . . . .	1,281,407.70
Total Track Revenue (10.87%) . . . . .	\$ 1,589,107.70

**MISCELLANEOUS**

Distributed to Public from P-M Handle (82.61%) . . . . .	\$12,081,370.40
Distributed to Public from Track for Minus Pool . . . . .	210.50
Total Distributed to Public . . . . .	\$12,081,580.90

Seating Capacity: 1,500 – Parking: 1,500 spaces  
Overall Length of Track: 1,650 feet  
Length of Stretch: 250 feet – Width of Track: 18 feet  
Equipment: Single, Inside Lure; American Totalisator





**INVESTMENT CORPORATION OF PALM BEACH**  
P. O. Box 790, West Palm Beach, Florida 33402

*Officers*

John E. Boggiano, <i>President</i>	John J. Rooney, <i>Treasurer</i>
Timothy J. Rooney, <i>Vice-President</i>	Patrick Rooney, <i>Secretary</i>
Angelo J. Cassaro, <i>Assistant Secretary</i>	

*Directors*

Arthur J. Rooney, Sr.	John J. Rooney	Patrick Rooney
Timothy J. Rooney		Arthur J. Rooney
John E. Boggiano		Phil O'Connel, Sr.

Dog Track – West Palm Beach

105 Racing Days – Jan. 6, 1972 to May 15, 1972, Incl. – 124 Performances

Pari-Mutuel Handle . . . . .	\$29,969,979.00
Average Performance . . . . .	241,693.38
Average Wager per Capita . . . . .	61.24
<i>(Based on Taxable Admissions)</i>	
Total Paid Attendance . . . . .	489,401
Average Paid Attendance per Performance . . . . .	3,947
<i>Net Commission = 17% of P-M Handle less \$170.00</i>	
<i>Track Allowance per Race</i>	

**STATE REVENUE**

3/17 of Net Commission (Counties) . . . . .	\$ 855,029.37
2/17 of Net Commission (Old Age Assistance) . . . . .	570,019.58
2/17 of Net Commission (Counties) . . . . .	570,019.58
25% of Breaks (Counties) . . . . .	28,817.46
75% of Breaks (Old Age Assistance) . . . . .	86,454.34
Admission Tax (Counties) . . . . .	53,185.64
	\$ 2,163,525.97
Occupational Licenses (Counties) . . . . .	3,486.75
Total State Revenue . . . . .	\$ 2,167,012.72

**TRACK REVENUE**

1,469 Races @ \$170.00 Allowance per Race . . . . .	\$ 249,730.00
10/17 of Net Commission . . . . .	2,850,097.90
Total Track Revenue (10.34%) . . . . .	\$ 3,099,827.90

**MISCELLANEOUS**

Distributed to Public from P-M Handle (82.62%) . . . . .	\$24,759,810.77
Distributed to Public from Track for Minus Pool . . . . .	684.13
Total Distributed to Public . . . . .	\$24,760,494.90

Closed April 26, May 3, 10, 1972  
Seating Capacity: 4,400 – Parking: 2,700 spaces  
Overall Length of Track: 1,320 feet  
Length of Stretch: 250 feet – Width of Track: 18 feet  
Equipment: Single, Inside Lure; Automatic Totalisators, Ltd.

INVESTMENT CORPORATION OF SOUTH FLORIDA  
P. O. Box 2007, Hollywood, Florida 33022

Officers

Marion E. Sibley, *President* Perrine Palmer, *Secretary-Treasurer*  
Thomas M. Lynch, III, *Vice-President*

Directors

Frederick L. Van Lennep, *Chairman of the Board*  
Marion E. Sibley Thomas M. Lynch, III Perrine Palmer

Dog Track – Hollywood

105 Racing Days – Nov. 1, 1971 to March 7, 1972, Incl. – 155 Performances

Pari-Mutuel Handle . . . . .	\$46,854,147.00
Average Performance . . . . .	302,284.82
Average Wager per Capita . . . . .	44.58
<i>(Based on Taxable Admissions)</i>	
Total Paid Attendance . . . . .	678,116
Average Paid Attendance per Performance . . . . .	4,375
<i>Net Commission = 17% of P-M Handle less \$170.00</i>	
<i>Track Allowance per Race</i>	

STATE REVENUE

3/17 of Net Commission (Counties) . . . . .	\$ 1,351,324.41
2/17 of Net Commission (Old Age Assistance) . . . . .	900,882.94
2/17 of Net Commission (Counties) . . . . .	900,882.94
25% of Breaks (Counties) . . . . .	46,360.09
75% of Breaks (Old Age Assistance) . . . . .	139,082.62
Admission Tax (Counties) . . . . .	78,349.61
	<u>\$ 3,416,882.61</u>
Occupational Licenses (Counties) . . . . .	3,135.75
Kennel Names (Counties) . . . . .	50.00
Total State Revenue . . . . .	<u>\$ 3,420,068.36</u>

TRACK REVENUE

1,810 Races @ \$170.00 Allowance per Race . . . . .	\$ 307,700.00
10/17 of Net Commission . . . . .	4,504,414.70
Total Track Revenue (10.27%) . . . . .	<u>\$ 4,812,114.70</u>

MISCELLANEOUS

Distributed to Public from P-M Handle (82.60%) . . . . .	\$38,703,499.30
Distributed to Public from Track for Minus Pool . . . . .	254.40
Total Distributed to Public . . . . .	<u>\$38,703,753.70</u>

Seating Capacity: 4,690 – Parking: 5,000 spaces  
Overall Length of Track: 1,320 feet  
Length of Stretch: 300 feet – Width of Track: 22 feet  
Equipment: Single, Inside Lure; American Totalisator

**JACKSONVILLE KENNEL CLUB, INC.**  
 P. O. Box 1895, Jacksonville, Florida 32201

*Officers*

James J. Patton, <i>President</i>	R. J. Hart, Sr., <i>Secretary-Treasurer</i>
Donald W. Howell, <i>Vice-President</i>	John A. Rush, <i>Asst. Secretary-Treasurer</i>

*Directors*

W. H. Johnston, Sr.	R. J. Hart, Sr.	John J. Patton
James J. Patton	Carl T. Hoffman	C. W. Bidwill
Donald W. Howell	W. H. Johnston, Jr.	John A. Rush, Sr.

**Dog Track – Jacksonville**

51 Racing Days – Oct. 1, 1971 to Nov. 20, 1971, Incl. –	60 Performances
<u>52 Racing Days – March 22, 1972 to May 31, 1972, Incl. –</u>	<u>62 Performances</u>
103	122

Pari-Mutuel Handle . . . . .	\$17,855,610.00
Average Performance . . . . .	146,357.46
Average Wager per Capita . . . . .	57.09
<i>(Based on Taxable Admissions)</i>	
Total Paid Attendance . . . . .	312,754
Average Paid Attendance per Performance . . . . .	2,564
<i>Net Commission = 17% of P-M Handle less \$170.00</i>	
<i>Track Allowance per Race</i>	

**STATE REVENUE**

3/17 of Net Commission (Counties) . . . . .	\$ 492,318.30
2/17 of Net Commission (Old Age Assistance) . . . . .	328,212.20
2/17 of Net Commission (Counties) . . . . .	328,212.20
25% of Breaks (Counties) . . . . .	16,528.71
75% of Breaks (Old Age Assistance) . . . . .	49,587.53
Admission Tax (Counties) . . . . .	32,458.51
	\$ 1,247,317.45
Occupational Licenses (Counties) . . . . .	1,518.75
Kennel Names (Counties) . . . . .	50.00
Total State Revenue . . . . .	\$ 1,248,886.20

**TRACK REVENUE**

1,445 Races @ \$170.00 Allowance per Race . . . . .	\$ 245,650.00
10/17 of Net Commission . . . . .	1,641,061.00
Total Track Revenue (10.57%) . . . . .	\$ 1,886,711.00

**MISCELLANEOUS**

Distributed to Public from P-M Handle (82.63%) . . . . .	\$14,754,040.06
Distributed to Public from Track for Minus Pool . . . . .	12.94
Total Distributed to Public . . . . .	\$14,754,053.00

Seating Capacity: 2,700 – Parking: 2,500 spaces  
 Overall Length of Track: 1,410 feet  
 Length of Stretch: 350 feet – Width of Track: 19 feet  
 Equipment: Single, Outside Lure; American Totalisator

JEFFERSON COUNTY KENNEL CLUB, INC.  
P. O. Box 400, Monticello, Florida 32344

Officers

Steve Andris, *President & General Manager*  
M. Howard Williams, *Vice-President*  
Stuart Simpson, *Second Vice-President*  
Andy Andris, *Secretary-Treasurer*

Directors

Andy Andris	Fred E. Deeb	Stuart Simpson
Steve Andris	W. C. Hawkins	M. Howard Williams

Dog Track - Monticello

47 Racing Days - July 1, 1971 to Aug. 26, 1971, Incl. -	56 Performances
31 Racing Days - Aug. 27, 1971 to Oct. 2, 1971, Incl. -	38 Performances
30 Racing Days - May 26, 1972 to June 30, 1972, Incl. -	36 Performances
<u>108</u>	<u>130</u>

Pari-Mutuel Handle . . . . .	\$ 9,709,216.00
Average Performance . . . . .	74,686.28
Average Wager per Capita . . . . .	59.86
<i>(Based on Taxable Admissions)</i>	
Total Paid Attendance . . . . .	162,188
Average Paid Attendance per Performance . . . . .	1,247
<i>Net Commission = 17% of P-M Handle less \$170.00</i>	
<i>Track Allowance per Race</i>	

STATE REVENUE

3/17 of Net Commission (Counties) . . . . .	\$ 245,136.48
2/17 of Net Commission (Old Age Assistance) . . . . .	163,424.32
2/17 of Net Commission (Counties) . . . . .	163,424.32
25% of Breaks (Counties) . . . . .	11,045.26
75% of Breaks (Old Age Assistance) . . . . .	33,137.36
Admission Tax (Counties) . . . . .	17,273.81
	<u>\$ 633,441.55</u>
Occupational Licenses (Counties) . . . . .	2,357.75
Kennel Names (Counties) . . . . .	150.00
Total State Revenue . . . . .	<u>\$ 635,949.30</u>

TRACK REVENUE

1,538 Races @ \$170.00 Allowance per Race . . . . .	\$ 261,460.00
10/17 of Net Commission . . . . .	817,121.60
Total Track Revenue (11.11%) . . . . .	<u>\$ 1,078,581.60</u>

MISCELLANEOUS

Distributed to Public from P-M Handle (82.55%) . . . . .	\$ 8,014,466.66
Distributed to Public from Track for Minus Pool . . . . .	47.14
Total Distributed to Public . . . . .	<u>\$ 8,014,513.80</u>

Last Complete Racing Season (Split Meet):  
August 31, 1970-October 3, 1970  
May 28, 1971-August 26, 1971  
105 Racing Days - 126 Performances  
P-M Handle - \$8,574,706.00  
Paid Attendance - 148,553  
State Revenue from P-M Handle - \$549,992.85

Closed June 19, 1972  
Seating Capacity: 2,000 - Parking 1,000 spaces  
Overall Length of Track: 1,590 feet  
Length of Stretch: 300 feet - Width of Track: 20 feet  
Equipment: Single, Inside Lure; American Totalisator

KEYS RACING ASSOCIATION, LTD.  
P. O. Box 2451, Key West, Florida 33040

*General Partner*  
Pensacola Greyhound Racing, Inc.

*Limited Partners*  
George Coury Estate of Joseph E. Carney, Sr. George Kastenbaum

*Officers*  
Joseph E. Carney, Jr., *President* Dr. Thomas F. Carney, *Treasurer and*  
James H. Look, *Vice-President* *Acting Secretary*

*Directors*  
Dr. Thomas F. Carney Joseph E. Carney, Jr. James H. Look  
Joshua J. Segal

Dog Track - Key West

105 Racing Days - Dec. 2, 1971 to April 13, 1972, Incl. - 111 Performances  
Pari-Mutuel Handle . . . . . \$ 3,069,844.00  
Average Performance . . . . . 27,656.25  
Average Wager per Capita . . . . . 51.91  
*(Based on Taxable Admissions)*  
Total Paid Attendance . . . . . 59,139  
Average Paid Attendance per Performance . . . . . 533  
*Net Commission = 17% of P-M Handle less \$170.00*  
*Track Allowance per Race*

STATE REVENUE

3/17 of Net Commission (Counties) . . . . . \$ 49,322.34  
2/17 of Net Commission (Old Age Assistance) . . . . . 32,881.56  
2/17 of Net Commission (Counties) . . . . . 29,981.56  
25% of Breaks (Counties) . . . . . 3,665.47  
75% of Breaks (Old Age Assistance) . . . . . 10,997.51  
Admission Tax (Counties) . . . . . 6,163.44  
\$ 133,011.88  
Occupational Licenses (Counties) . . . . . 713.50  
Total State Revenue . . . . . \$ 133,725.38

TRACK REVENUE

281 Races on Sliding Scale . . . . . \$ 741.20  
1,045 Races @ \$170.00 Allowance per Race . . . . . 177,650.00  
10/17 of Net Commission . . . . . 231,296.82  
Total Track Revenue (13.35%) . . . . . \$ 409,688.02

MISCELLANEOUS

Distributed to Public from P-M Handle (82.52%) . . . . . \$ 2,533,307.54  
Distributed to Public from Track for Minus Pool . . . . . 40.06  
Total Distributed to Public . . . . . \$ 2,533,347.60

Closed December 6, 7, 8, 13, 14, 15, 1971  
Seating Capacity: 550 - Parking: 400 spaces  
Overall Length of Track: 1,320 feet  
Length of Stretch: 175 feet - Width of Track: 19 feet  
Equipment: Single, Inside Lure; American Totalisator



**MIAMI BEACH KENNEL CLUB, INC.**  
 33 South Collins Avenue, Miami Beach, Florida 33139

*Officers*

William H. Johnston, Sr., *Chairman of the Board*  
 James Patton, *President* C. W. Bidwill, Jr., *Treasurer*  
 Carl T. Hoffman, *Assistant Secretary* Frank R. Anderson, *Vice-President*  
William H. Johnston, Jr., *Secretary*

*Directors*

William H. Johnston, Sr. Carl T. Hoffman C. W. Bidwill, Jr.  
 James Patton William H. Johnston, Jr. Frank R. Anderson

Dog Track – Miami Beach

101 Racing Days – Sept. 3, 1971 to Jan. 3, 1972, Incl. – 127 Performances

Pari-Mutuel Handle . . . . .	\$33,477,430.00
Average Performance . . . . .	263,601.81
Average Wager per Capita . . . . .	70.72
<i>(Based on Taxable Admissions)</i>	
Total Paid Attendance . . . . .	473,364
Average Paid Attendance per Performance . . . . .	3,727
<i>Net Commission = 17% of P-M Handle less \$170.00</i>	
<i>Track Allowance per Race</i>	

**STATE REVENUE**

3/17 of Net Commission (Counties) . . . . .	\$ 959,412.90
2/17 of Net Commission (Old Age Assistance) . . . . .	639,608.60
2/17 of Net Commission (Counties) . . . . .	639,608.60
25% of Breaks (Counties) . . . . .	37,409.74
75% of Breaks (Old Age Assistance) . . . . .	112,230.54
Admission Tax (Counties) . . . . .	53,767.71
	\$ 2,442,038.09
Occupational Licenses (Counties) . . . . .	1,866.25
Total State Revenue . . . . .	\$ 2,443,904.34

**TRACK REVENUE**

1,497 Races @ \$170.00 Allowance per Race . . . . .	\$ 254,490.00
10/17 of Net Commission . . . . .	3,198,043.00
Total Track Revenue (10.31%) . . . . .	\$ 3,452,533.00

**MISCELLANEOUS**

Distributed to Public from P-M Handle (82.55%) . . . . .	\$27,636,626.62
Distributed to Public from Track for Minus Pool . . . . .	108.58
Total Distributed to Public . . . . .	\$27,636,735.20

Seating Capacity: 5,652 – Parking: 2,680 spaces  
 Overall Length of Track: 1,060 feet  
 Length of Stretch: 214 feet – Width of Track: 19 feet  
 Equipment: Single, Outside Lure; American Totalisator

**ORANGE PARK KENNEL CLUB, INC.**  
P. O. Box 1895, Jacksonville, Florida 32201

*Officers*

James J. Patton, *President*  
D. W. Howell, *Secretary*

John A. Rush, *Vice-President*  
William H. Johnston, Jr., *Treasurer*

*Directors*

D. W. Howell  
William H. Johnston, Jr.  
C. W. Bidwill

William H. Johnston, Sr.  
James J. Patton  
Carl T. Hoffman

John J. Patton  
John A. Rush  
R. J. Hart, Sr.

Dog Track – Jacksonville

101 Racing Days – Nov. 22, 1971 to Mar. 21, 1972, Incl. – 117 Performances

Pari-Mutuel Handle . . . . .	\$17,608,136.00
Average Performance . . . . .	150,496.89
Average Wager per Capita . . . . .	60.53
<i>(Based on Taxable Admissions)</i>	
Total Paid Attendance . . . . .	290,911
Average Paid Attendance per Performance . . . . .	2,486
<i>Net Commission = 17% of P-M Handle less \$170,00</i>	
<i>Track Allowance per Race</i>	

**STATE REVENUE**

3/17 of Net Commission (Counties) . . . . .	\$ 486,604.08
2/17 of Net Commission (Old Age Assistance) . . . . .	324,402.72
2/17 of Net Commission (Counties) . . . . .	324,402.72
25% of Breaks (Counties) . . . . .	15,727.15
75% of Breaks (Old Age Assistance) . . . . .	47,182.73
Admission Tax (Counties) . . . . .	32,862.73
	\$ 1,231,182.13
Occupational Licenses (Counties) . . . . .	704.75
Total State Revenue . . . . .	\$ 1,231,886.88

**TRACK REVENUE**

1,388 Races @ \$170.00 Allowance per Race . . . . .	\$ 235,960.00
10/17 of Net Commission . . . . .	1,622,013.60
Total Track Revenue (10.55%) . . . . .	\$ 1,857,973.60

**MISCELLANEOUS**

Distributed to Public from P-M Handle (82.64%) . . . . .	\$14,551,843.00
Distributed to Public from Track for Minus Pool . . . . .	18.00
Total Distributed to Public . . . . .	\$14,551,861.00

Closed December 24, 1971

Seating Capacity: 3,500 – Parking: 4,000 spaces

Overall Length of Track: 1,410 feet

Length of Stretch: 350 feet – Width of Track: 19 feet

Equipment: Single, Outside Lure; American Totalisator

**PENSACOLA GREYHOUND RACING, INC.**  
P. O. Box 803, Pensacola, Florida 32502

*Officers*

Joseph E. Carney, Jr., <i>President</i>	Dr. Thomas F. Carney, <i>Treasurer</i>
James H. Look, <i>Secretary</i>	Kenneth Fulghum, Jr., <i>Secretary</i>
Joshua J. Segal, <i>Vice President</i>	

*Directors*

Joseph E. Carney, Jr.	James H. Look	Abe Levin
Dr. Thomas F. Carney		Joshua J. Segal

Dog Track — Pensacola

48 Racing Days — July 1, 1971 to Sept. 6, 1971, Incl. —	70 Performances
16 Racing Days — Sept. 8, 1971 to Oct. 11, 1971, Incl. —	26 Performances
<u>42 Racing Days — April 28, 1972 to June 30, 1972, Incl. —</u>	<u>61 Performances</u>
106	157

Pari-Mutuel Handle . . . . .	\$14,476,957.00
Average Performance . . . . .	92,209.92
Average Wager per Capita . . . . .	62.65
<i>(Based on Taxable Admissions)</i>	
Total Paid Attendance . . . . .	231,087
Average Paid Attendance per Performance . . . . .	1,471
<i>Net Commission = 17% of P-M Handle less \$170.00</i>	
<i>Track Allowance per Race</i>	

**STATE REVENUE**

3/17 of Net Commission (Counties) . . . . .	\$ 379,528.71
2/17 of Net Commission (Old Age Assistance) . . . . .	253,019.14
2/17 of Net Commission (Counties) . . . . .	253,019.14
25% of Breaks (Counties) . . . . .	16,517.82
75% of Breaks (Old Age Assistance) . . . . .	49,555.90
Admission Tax (Counties) . . . . .	28,642.17
	\$ 980,282.88
Occupational Licenses (Counties) . . . . .	3,259.50
Kennel Names (Counties) . . . . .	150.00
Total State Revenue . . . . .	\$ 983,692.38

**TRACK REVENUE**

1,826 Races @ \$170.00 Allowance per Race . . . . .	\$ 310,420.00
10/17 of Net Commission . . . . .	1,265,095.70
Total Track Revenue (10.88%) . . . . .	\$ 1,575,515.70

**MISCELLANEOUS**

Distributed to Public from P-M Handle (82.55%) . . . . .	\$11,949,800.59
Distributed to Public from Track for Minus Pool . . . . .	288.91
Total Distributed to Public . . . . .	\$11,950,089.50

Closed: All Thursdays,  
September 13, 14, 20, 21, 27, 28, 1971  
October 4, 5, 1971

Last Complete Racing Season (Split Meet):

September 9, 1970-October 12, 1970

April 30, 1971-September 6, 1971

105 Racing Days – 154 Performances

P-M Handle \$13,688,505

Paid Attendance – 226,406

State Revenue from P-M Handle – \$920,764.90

Seating Capacity: 1,700 – Parking: 1,500 spaces

Overall Length of Track: 1,320 feet

Length of Stretch: 195 feet – Width of Track: 23 feet

Equipment: Single, Inside Lure; American Totalisator

ST. PETERSBURG KENNEL CLUB, INC.  
10490 Gandy Boulevard, St. Petersburg, Florida 33702

*Officers*

Otto L. Weaver, <i>President</i>	Joyce W. Brooks, <i>Vice-President</i>
Mrs. Pearl Hankins, <i>Vice-President</i>	A. D. Weaver, <i>Secretary-Treasurer</i>

*Directors*

Joyce W. Brooks	Glenn E. Loughridge	A. D. Weaver
Paul A. Laughner	A. V. Weaver, Jr.	Otto L. Weaver
	Mrs. Pearl Hankins	

Dog Track – St. Petersburg

101 Racing Days – Jan. 5, 1972 to May 5, 1972, Incl. – 151 Performances

Pari-Mutuel Handle . . . . .	\$50,606,830.00
Average Performance . . . . .	335,144.57
Average Wager per Capita . . . . .	61.54
<i>(Based on Taxable Admissions)</i>	
Total Paid Attendance . . . . .	822,407
Average Paid Attendance per Performance . . . . .	5,446
<i>Net Commission = 17% of P-M Handle less \$170.00</i>	
<i>Track Allowance per Race</i>	

STATE REVENUE

3/17 of Net Commission (Counties) . . . . .	\$ 1,465,344.90
2/17 of Net Commission (Old Age Assistance) . . . . .	976,896.60
2/17 of Net Commission (Counties) . . . . .	976,896.60
25% of Breaks (Counties) . . . . .	53,946.00
75% of Breaks (Old Age Assistance) . . . . .	161,840.36
Admission Tax (Counties) . . . . .	92,278.43
	<hr/>
	\$ 3,727,202.89
Occupational Licenses (Counties) . . . . .	2,704.25
Total State Revenue . . . . .	<hr/> <u>\$ 3,729,907.14</u>

TRACK REVENUE

1,762 Races @ \$170.00 Allowance per Race . . . . .	\$ 299,540.00
10/17 of Net Commission . . . . .	4,884,483.00
Total Track Revenue (10.24%) . . . . .	<hr/> <u>\$ 5,184,023.00</u>

MISCELLANEOUS

Distributed to Public from P-M Handle (82.57%) . . . . .	\$41,787,882.54
Distributed to Public from Track for Minus Pool . . . . .	67.36
Total Distributed to Public . . . . .	<hr/> <u>\$41,787,949.90</u>

Closed March 31, 1972

Seating Capacity: 6,200 – Parking: 3,200 spaces

Overall Length of Track: 1,320 feet

Length of Stretch: 224 feet – Width of Track: 21 feet

Equipment: Single, Inside Lure; Automatic Totalisators, Ltd.





**SARASOTA KENNEL CLUB, INC.**  
5400 Bradenton Road, Sarasota, Florida 33580

*Officers*

Gus V. Widen, *President* Jack G. Collins, *Vice-President*  
Jerry Collins, *Secretary-Treasurer*

*Directors*

Gus V. Widen Jerry Collins  
Elon C. Robison Jack G. Collins

Dog Track - Sarasota

57 Racing Days - July 1, 1971 to Sept. 4, 1971, Incl. -	83 Performances
45 Racing Days - May 6, 1972 to June 30, 1972, Inc. -	65 Performances
<u>102</u>	<u>148</u>

Pari-Mutuel Handle .....	\$26,054,738.00
Average Performance .....	176,045.53
Average Wager per Capita .....	63.47
<i>(Based on Taxable Admissions)</i>	
Total Paid Attendance .....	410,512
Average Paid Attendance per Performance .....	2,773
<i>Net Commission = 17% of P-M Handle less \$170.00</i>	
<i>Track Allowance per Race</i>	

**STATE REVENUE**

3/17 of Net Commission (Counties) .....	\$ 729,712.14
2/17 of Net Commission (Old Age Assistance) .....	486,474.76
2/17 of Net Commission (Counties) .....	486,474.76
25% of Breaks (Counties) .....	25,189.10
75% of Breaks (Old Age Assistance) .....	75,569.54
Admission Tax (Counties) .....	45,887.86
	<u>\$ 1,849,308.16</u>
Occupational Licenses (Counties) .....	4,097.75
Kennel Names (Counties) .....	200.00
Total State Revenue .....	<u><u>\$ 1,853,605.91</u></u>

**TRACK REVENUE**

1,731 Races @ \$170.00 Allowance per Race .....	\$ 294,270.00
10/17 of Net Commission .....	2,432,373.80
Total Track Revenue (10.47%) .....	<u><u>\$ 2,726,643.80</u></u>

**MISCELLANEOUS**

Distributed to Public from P-M Handle (82.62%) .....	\$21,524,673.90
Distributed to Public from Track for Minus Pool .....	974.40
Total Distributed to Public .....	<u><u>\$21,525,648.30</u></u>

Last Complete Racing Season: May 7, 1971 - September 4, 1971

101 Racing Days - 151 Performances

P-M Handle - \$25,108,467.00

Paid Attendance - 409,283

State Revenue from P-M Handle \$1,776,936.91

Seating Capacity: 3,000 - Parking: 2,500 spaces

Overall Length of Track: 1,320 feet

Length of Stretch: 330 feet - Width of Track: 22 feet

Equipment: Double, Inside Lure; American Totalisator

WASHINGTON COUNTY KENNEL CLUB, INC.

Ebro, Florida 32437

Officers

Luther F. Hess, *President* John H. Hater, *Vice-President*  
 Paul Dervaes, *Vice-President & Treasurer* Sidney Summers, *Secretary*

Directors

Luther F. Hess John H. Hater Dorothy Stevens  
 Paul Dervaes Sidney Summers Harry J. Hater, Jr.  
 Robert E. Hater Stockton R. Hess

Dog Track - Ebro

61 Racing Days - July 1, 1971 to Sept. 11, 1971, Incl. - 74 Performances  
 45 Racing Days - May 4, 1972 to June 30, 1972, Incl. - 54 Performances  
106 128

Pari-Mutuel Handle . . . . . \$ 7,350,444.00  
 Average Performance . . . . . 57,425.34  
 Average Wager per Capita . . . . . 47.26  
*(Based on Taxable Admissions)*  
 Total Paid Attendance . . . . . 155,518  
 Average Paid Attendance per Performance . . . . . 1,215  
*Net Commission = 17% of P-M Handle less \$170.00*  
*Track Allowance per Race*

STATE REVENUE

3/17 of Net Commission (Counties) . . . . . \$ 175,123.32  
 2/17 of Net Commission (Old Age Assistance) . . . . . 116,748.88  
 2/17 of Net Commission (Counties) . . . . . 116,748.88  
 25% of Breaks (Counties) . . . . . 9,733.83  
 75% of Breaks (Old Age Assistance) . . . . . 29,203.39  
 Admission Tax (Counties) . . . . . 15,976.54  
 \$ 463,534.84  
 Occupational Licenses (Counties) . . . . . 2,215.75  
 Kennel Names (Counties) . . . . . 100.00  
 Total State Revenue . . . . . \$ 465,850.59

TRACK REVENUE

1,513 Races @ \$170.00 Allowance per Race . . . . . \$ 257,210.00  
 10/17 of Net Commission . . . . . 583,744.40  
 Total Track Revenue (11.44%) . . . . . \$ 840,954.40

MISCELLANEOUS

Distributed to Public from P-M Handle (82.47%) . . . . . \$ 6,061,931.30  
 Distributed to Public from Track for Minus Pool . . . . . 61.20  
 Total Distributed to Public . . . . . \$ 6,061,992.50

Closed September 7, 8, 1971, June 19, 1972

Last Complete Racing Season: May 6, 1971 - September 11, 1971

105 Racing Days - 126 Performances P-M Handle - \$6,955,498.00

Paid Attendance - 152,939 State Revenue from P-M Handle - \$435,269.04

Seating Capacity: 1,460 - Parking: 950 spaces

Overall Length of Track: 1,344 feet

Length of Stretch: 333 feet - Width of Track: 18 feet

Equipment: Single, Inside Lure; American Totalisator

**WEST FLAGLER ASSOCIATES, LTD.**  
P. O. Box 35-460, Miami, Florida 33135

*General Partners*

Isadore Hecht	Florence Hecht Sidney Lefcourt	David Hecht
---------------	-----------------------------------	-------------

Dog Track - Miami

51 Racing Days - July 1, 1971 to Sept. 2, 1971, Incl. -	77 Performances
49 Racing Days - May 5, 1972 to June 30, 1972, Incl. -	74 Performances
<u>100</u>	<u>151</u>

Pari-Mutuel Handle . . . . .	\$65,226,902.00
Average Performance . . . . .	431,966.24
Average Wager per Capita . . . . .	66.33
<i>(Based on Taxable Admissions)</i>	
Total Paid Attendance . . . . .	983,359
Average Paid Attendance per Performance . . . . .	6,512
<i>Net Commission = 17% of P-M Handle less \$170.00</i>	
<i>Track Allowance per Race</i>	

**STATE REVENUE**

3/17 of Net Commission (Counties) . . . . .	\$ 1,904,007.06
2/17 of Net Commission (Old Age Assistance) . . . . .	1,269,338.04
2/17 of Net Commission (Counties) . . . . .	1,269,338.04
25% of Breaks (Counties) . . . . .	72,483.15
75% of Breaks (Old Age Assistance) . . . . .	217,451.55
Admission Tax (Counties) . . . . .	108,536.35
	<u>\$ 4,841,154.19</u>
Occupational Licenses (Counties) . . . . .	6,855.25
Kennel Names (Counties) . . . . .	350.00
Total State Revenue . . . . .	<u><u>\$ 4,848,359.44</u></u>

**TRACK REVENUE**

1,760 Races @ \$170.00 Allowance per Race . . . . .	\$ 299,200.00
10/17 of Net Commission . . . . .	6,346,690.20
Total Track Revenue (10.18%) . . . . .	<u><u>\$ 6,645,890.20</u></u>

**MISCELLANEOUS**

Distributed to Public from P-M Handle (82.55%) . . . . .	\$53,848,393.96
Distributed to Public from Track for Minus Pool . . . . .	35,879.94
Total Distributed to Public . . . . .	<u><u>\$53,884,273.90</u></u>

Last Complete Racing Season: May 5, 1971 - September 2, 1971

100 Racing Days - 150 Performances

P-M Handle - \$66,934,102.00

Paid Attendance - 1,017,289

State Revenue from P-M Handle - \$4,975,504.77

Seating Capacity: 7,738 - Parking: 6,454 spaces

Overall Length of Track: 1,320 feet

Length of Stretch: 334 feet - Width of Track: 21 feet

Equipment: Double, Inside Lure; Automatic Totalisators, Ltd.



FLORIDA JAI-ALAI, INC.  
P. O. Box 107, Fern Park, Florida 32730

*Officers*

Stephen A. Calder, *President-Treasurer*      Gordon E. Hulbert, *Vice-President-Secretary*

*Directors*

Stephen A. Calder      Richard Stabell      Andrew Carraway  
Gordon E. Hulbert

Jai-Alai – Fern Park

105 Playing Days – Oct. 1, 1971 to Feb. 7, 1972, Incl. – 155 Performances

Pari-Mutuel Handle .....	\$12,008,575.00
Average Performance .....	77,474.68
Average Wager per Capita .....	45.49
<i>(Based on Taxable Admissions)</i>	
Total Paid Attendance .....	263,977
Average Paid Attendance per Performance .....	1,703

STATE REVENUE

3% of P-M Handle (Counties) .....	\$ 360,257.25
2% of P-M Handle (Old Age Assistance) .....	240,171.50
50% of Breaks (Old Age Assistance) .....	15,918.78
Admission Tax (Counties) .....	29,774.52
	\$ 646,122.05
Occupational Licenses (Counties) .....	966.00
Total State Revenue .....	\$ 647,088.05

FRONTON REVENUE

12% of P-M Handle .....	\$ 1,441,029.00
50% of Breaks .....	15,903.97
Total Fronton Revenue (12.13%) .....	\$ 1,456,932.97

MISCELLANEOUS

Distributed to Public from P-M Handle (82.74%) .....	\$ 9,935,294.50
Distributed to Public from Fronton for Minus Pool .....	14.10
Total Distributed to Public .....	\$ 9,935,308.60

Closed December 24, 1971

Seating Capacity: 2,038 – Parking: 1,200 spaces

Height of Overhead: 48 feet

Length of Court: 177 feet – Width of Court: 50 feet

Equipment: Automatic Totalisators, Ltd.





**MIAMI JAI-ALAI, INC.**  
3500 N. W. 37 Avenue, Miami, Florida 33142

*Officers*

L. Stanley Berenson, *President* Benjamin A. Trustman, *Secretary & Treasurer*  
Samuel Pinanski, *Chairman of the Board & Vice-President*

*Directors*

Samuel Pinanski	William C. Worley	L. Stanley Berenson
Reuben B. Gryzmish	Benjamin A. Trustman	Louis S. Weinberg

Jai-Alai - Miami

12 Playing Days - July 2, 1971 to July 15, 1971, Incl. -	18 Performances
105 Playing Days - Dec. 25, 1971 to May 4, 1972, Incl. -	155 Performances
<u>117</u>	<u>173</u>

Pari-Mutuel Handle .....	\$39,967,257.00
Average Performance .....	231,024.61
Average Wager per Capita .....	40.74
<i>(Based on Taxable Admissions)</i>	
Total Paid Attendance .....	981,117
Average Paid Attendance per Performance .....	5,671

STATE REVENUE

3% of P-M Handle (Counties) .....	\$ 1,199,017.71
2% of P-M Handle (Old Age Assistance) .....	799,345.14
50% of Breaks (Old Age Assistance) .....	47,841.39
Admission Tax (Counties) .....	<u>125,445.94</u>
	\$ 2,171,650.18
Occupational Licenses (Counties) .....	4,212.25
Total State Revenue .....	<u><u>\$ 2,175,862.43</u></u>

FRONTON REVENUE

12% of P-M Handle .....	\$ 4,796,070.84
50% of Breaks .....	<u>47,826.02</u>
Total Fronton Revenue (12.12%) .....	<u><u>\$ 4,843,896.86</u></u>

MISCELLANEOUS

Distributed to Public from P-M Handle (82.76%) .....	\$33,077,155.90
Distributed to Public from Fronton for Minus Pool .....	<u>14.50</u>
Total Distributed to Public .....	<u><u>\$33,077,170.40</u></u>

Seating Capacity: 5,102 - Parking: 4,000 spaces  
 Height of Overhead: 40 feet  
 Length of Court: 176 feet - Width of Court: 50 feet  
 Equipment: Automatic Totalisators, Ltd.





VOLUSIA JAI-ALAI, INC.  
P. O. Box 1468, Daytona Beach, Florida 32015

*Officers*

Vance Schwartz, *President* Jerry Jacobs, *Secretary*  
Max Jacobs, *Vice-President & Treasurer*

*Directors*

Vance Schwartz Jerry Jacobs Max Jacobs

Jai-Alai - Daytona Beach

51 Playing Days - July 1, 1971 to Aug. 30, 1971, Incl. -	69 Performances
69 Playing Days - March 31, 1972 to June 30, 1972, Incl. -	98 Performances
<u>120</u>	<u>167</u>

Pari-Mutuel Handle .....	\$15,924,003.00
Average Performance .....	95,353.31
Average Wager per Capita .....	48.83
<i>(Based on Taxable Admissions)</i>	
Total Paid Attendance .....	326,100
Average Paid Attendance per Performance .....	1,953

STATE REVENUE

3% of P-M Handle (Counties) .....	\$ 477,720.09
2% of P-M Handle (Old Age Assistance) .....	318,480.06
50% of Breaks (Old Age Assistance) .....	17,867.53
Admission Tax (Counties) .....	36,266.71
	<u>\$ 850,334.39</u>
Occupational Licenses (Counties) .....	1,814.75
Total State Revenue .....	<u>\$ 852,149.14</u>

FRONTON REVENUE

12% of P-M Handle .....	\$ 1,910,880.36
50% of Breaks .....	17,865.74
Total Fronton Revenue (12.11%) .....	<u>\$ 1,928,746.10</u>

MISCELLANEOUS

Distributed to Public from P-M Handle (82.78%) .....	\$13,181,189.22
Distributed to Public from Fronton for Minus Pool .....	.98
Total Distributed to Public .....	<u>\$13,181,190.20</u>

Closed April 4, 11, 18, 25, 1972, May 2, 9, 1972  
 Last Complete Playing Season:  
 April 2, 1971-August 30, 1971  
 125 Playing Days - 175 Performances  
 P-M Handle - \$14,904,246.00  
 Paid Attendance - 332,102  
 State Revenue from P-M Handle - \$797,742.32  
 Seating Capacity: 3,465 - Parking: 2,079 spaces  
 Height of Overhead: 43 feet  
 Length of Court: 170 feet - Width of Court: 34 feet

TOURIST ATTRACTIONS, INC.  
1800 S. W. 3rd Street, Pompano Beach, Florida 33060

*Officers*

Frederick L. Van Lennep, <i>Chairman</i>	Thomas M. O'Leary, <i>Treasurer</i>
Hector Van Lennep, <i>President</i>	Mary Ann Trees, <i>Secretary</i>

*Directors*

Frederick L. Van Lennep	Thomas O'Leary	Perrine Palmer, Jr.
	Marion E. Sibley	

Harness Track – Pompano Beach  
100 Racing Days – Dec. 10, 1971 to April 10, 1972, Incl. – 100 Performances

Pari-Mutuel Handle .....	\$20,413,432.00
Average Performance .....	204,134.32
Average Wager per Capita .....	56.06
<i>(Based on Taxable Admissions)</i>	
Total Paid Attendance .....	364,131
Average Paid Attendance per Performance .....	3,641

STATE REVENUE

3/17 of Net Commission (Counties) .....	\$ 612,402.96
2/17 of Net Commission (Old Age Assistance) .....	408,268.64
2/17 of Net Commission (Counties) .....	408,268.64
50% of Breaks (Old Age Assistance) .....	79,659.28
Admission Tax (Counties) .....	72,281.13
	\$ 1,580,880.65
Occupational Licenses (Counties) .....	22,209.75
Kennel Names (Counties) .....	2,550.00
Total State Revenue .....	\$ 1,605,640.40

TRACK REVENUE

10/17 of Net Commission .....	\$ 2,041,343.20
-------------------------------	-----------------

MISCELLANEOUS

Distributed to Public from P-M Handle (82.23%) .....	\$16,783,830.58
Distributed to Public from Track for Minus Pool .....	1,904.22
Total Distributed to Public .....	\$16,785,734.80
Florida Harness Promotion Fund .....	\$ 79,658.70

Closed December 24, 1971  
Seating Capacity: 8,360 – Parking: 9,000 spaces  
Overall Length of Track: 5/8 Mile  
Length of Stretch: 650 feet – Width of Track: 80 feet  
Equipment: Automatic Totalisators, Ltd.

**CALDER RACE COURSE, INC.**  
210th Street & N. W. 27th Avenue, Miami, Florida 33054

*Officers*

William L. McKnight, *Chairman of the Board*  
 Stephan A. Calder, *President*                      Elmer F. Vickers, *Executive Vice President*  
 Henry H. Taylor, Jr., *Secretary*                      Charles Hess, *Treasurer*

*Directors*

Fred W. Hooper                      William L. McKnight                      Stephen A. Calder  
 Charles V. McAdam                      Harry P. Cain                      Charles Hess  
 Elmer F. Vickers, Jr.                                           Henry H. Taylor, Jr.

Horse Track – North Dade County

78 Racing Days – July 1, 1971 to Nov. 11, 1971, Incl. –	78 Performances
43 Racing Days – May 6, 1972 to June 30, 1972, Incl. –	43 Performances
121	121

Pari-Mutuel Handle . . . . .	\$59,730,819.00
Average Daily Handle . . . . .	493,643.13
Average Wager per Capita . . . . .	110.57
<i>(Based on Taxable Admissions)</i>	
Total Paid Attendance . . . . .	540,207
Average Daily Paid Attendance . . . . .	4,464

**STATE REVENUE**

3% on Excess of \$400,000, Daily Average . . . . .	\$ 214,901.94
5% of P-M Handle (Old Age Assistance) . . . . .	2,986,540.95
50% of Breaks (Old Age Assistance) . . . . .	226,339.59
Admission Tax (Counties) . . . . .	89,361.43
	\$ 3,517,143.91
Occupational Licenses (Counties) . . . . .	25,622.25
Stable Names (Counties) . . . . .	3,900.00
Total State Revenue . . . . .	\$ 3,546,666.16

**TRACK REVENUE**

Track Share of P-M Handle after Amount to State is Deducted (9.6%) . . . . .	\$ 5,758,179.96
---	-----------------

**MISCELLANEOUS**

2% of P-M Handle Distributed for Purses . . . . .	\$ 1,194,616.38
Distributed to Public from P-M Handle (82.24%) . . . . .	\$49,123,901.14
Distributed to Public from Track for Minus Pool . . . . .	63.56
Total Distributed to Public . . . . .	\$49,123,964.70
Florida Horse Racing Promotion Fund . . . . .	\$ 226,339.04



Closed: July 6, 7, 8, 9, 12, 19, 26, August 2, 9, 16, 23, 30, 1971  
September 7-24, 27, 1971, May 30, June 6, 13, 20, 27, 1972  
Last Complete Racing Season: May 6, 1971-November 11, 1971  
120 Performances  
P-M Handle - \$55,163,398.00  
Paid Attendance - 546,745  
State Revenue from P-M Handle - \$3,500,351.30  
Seating Capacity: 12,000 - Parking: 8,000 spaces  
Overall Length of Track: 1 Mile; 7/8 Mile Turf course  
Length of Stretch: 990 feet - Width of Track: 90 feet  
Equipment: Automatic Totalisators, Ltd.



GULFSTREAM PARK RACING ASSOCIATION, INC.  
Hallandale, Florida 33009

*Officers*

James Donn, Jr., <i>President</i>	Harry L. Freyn, <i>Vice-President</i>
Frank J. Pepper, Jr., <i>Vice-President</i>	Jack Blair, <i>Vice-President</i>
Arthur I. Appleton, <i>Vice-President</i>	Fred C. Flipse, <i>Secretary-Treasurer</i>
Leonard Romanik, <i>Assistant Secretary</i>	

*Directors*

Arthur I. Appleton	M. E. Cunningham	Harrison Eiteljorg
David A. Canel	Fred C. Flipse	Frank J. Pepper, Jr.
James Donn, Sr.	Harry L. Freyn	Jack Blair
James Donn, Jr.	Maurice A. Hutcheson	Leonard Romanik

Horse Track – Hallandale

40 Racing Days – Jan. 17, 1972 to March 2, 1972, Incl. – 40 Performances

Pari-Mutuel Handle . . . . .	\$72,346,630.00
Average Daily Handle . . . . .	1,808,665.75
Average Wager per Capita . . . . .	142.54
<i>(Based on Taxable Admissions)</i>	
Total Paid Attendance . . . . .	507,570
Average Daily Paid Attendance . . . . .	12,689

STATE REVENUE

3% of P-M Handle (Counties) . . . . .	\$ 2,170,398.90
4½% of P-M Handle (Old Age Assistance) . . . . .	3,255,598.43
100% of Breaks (Old Age Assistance) . . . . .	638,330.00
Admission Tax (Counties) . . . . .	194,161.24
	\$ 6,258,488.57
Occupational Licenses (Counties) . . . . .	10,550.00
Stable Names (Counties) . . . . .	2,950.00
Total State Revenue . . . . .	\$ 6,271,988.57

TRACK REVENUE

4½% of P-M Handle . . . . .	\$ 3,255,598.27
-----------------------------	-----------------

MISCELLANEOUS

1% of P-M Handle Distributed for Current Season Purses . . .	\$ 723,466.30
4% of P-M Handle – Common Purse Pool – To be Distributed for Next Season Purses . . . . .	\$ 2,893,865.20
Distributed to Public from P-M Handle (82.12%) . . . . .	\$59,409,372.90

Seating Capacity: 19,900 – Parking: 13,300 spaces  
Overall Length of Track: 1 mile; 4,702 feet Turf course  
Length of Stretch: 952 feet – Width of Track: 90 feet  
Equipment: American Totalisator





GATOR DOWNS RACING, INC.  
P. O. Box 102, Bayard, Florida 32224

Officers

A. J. Musselman, Jr., *President* Gerard Lawlis, *Vice-President*  
Woodford Lawlis, *Secretary-Treasurer*

Directors

A. J. Musselman, Jr. Woodford Lawlis Gerard Lawlis

Quarter Horse Track - Bayard  
25 Racing Days - July 1, 1971 to Aug. 21, 1971, Incl. - 25 Performances

Pari-Mutuel Handle	\$ 1,444,386.00
Average Daily Handle	57,775.44
Average Wager per Capita	41.05
<i>(Based on Taxable Admissions)</i>	
Total Paid Attendance	35,188
Average Daily Paid Attendance	1,408

STATE REVENUE

Daily License Fee Based on P-M Handle (Counties)	\$ 33,000.00
Daily License Fee Based on P-M Handle (Old Age Assistance)	11,000.00
50% of Breaks (Old Age Assistance)	5,678.57
Admission Tax (Counties)	3,852.70
	<u>\$ 53,531.27</u>
Occupational Licenses (Counties)	6,646.25
Stable Names (Counties)	200.00
Total State Revenue	<u>\$ 60,577.52</u>

TRACK REVENUE

Track Share of P-M Handle after License Fee to State is Deducted (13.95%)	<u>\$ 201,545.62</u>
--	----------------------


MISCELLANEOUS

Distributed to Public from P-M Handle (82.22%)	\$ 1,187,483.24
Distributed to Public from Track for Minus Pool	67.76
Total Distributed to Public	<u>\$ 1,187,551.00</u>
Florida Quarter-Horse Promotion Fund	<u>\$ 5,678.57</u>

Closed: July 6, 7, 12, 13, 14, 19, 20, 21, 25, 27, 28, 1971  
August 2, 3, 4, 9, 10, 11, 16, 17, 18, 1971  
Seating Capacity: 2,800 - Parking: 2,000 spaces  
Overall Length of Track: 1/2 Mile  
Length of Stretch: 558 feet - Width of Track: 82 feet  
Equipment: American Totalisator







217  
1-22-41