


42nd
Annual Report
of the
DEPARTMENT OF BUSINESS REGULATION
DIVISION OF PARI-MUTUEL WAGERING
to the
HONORABLE REUBIN O'D. ASKEW
Governor of Florida
FOR THE FISCAL YEAR ENDING
June 30, 1973



F351.76s
W131


42nd

FLORIDA STATE LIBRARY





GOVERNOR REUBIN O'D. ASKEW



42nd
Annual Report
of the
DEPARTMENT OF BUSINESS REGULATION
DIVISION OF PARI-MUTUEL WAGERING
to the
HONORABLE REUBIN O'D. ASKEW
Governor of Florida
FOR THE FISCAL YEAR ENDING
June 30, 1973



TABLE OF CONTENTS

	Page
COMMENTARY	3-16
COMBINED BALANCE SHEET – ALL FUNDS (Exhibit A)	17
STATEMENT OF CASH RECEIPTS AND DISBURSEMENTS (Exhibit B)	18-19
STATEMENT OF CHANGES IN FUND BALANCE (Exhibit C)	20-21
DETAIL OF EXPENDITURES AND ENCUMBRANCES (Exhibit D)	22-23
STATEMENT OF EXPENDITURES AND ENCUMBRANCES COMPARED WITH AUTHORIZATIONS (Exhibit E)	24-25
STATEMENT OF REVENUE – ESTIMATED AND ACTUAL (Exhibit F)	26
SUMMARY OF RACING REVENUES (Exhibit G)	Insert
SCHOLARSHIP FUND DAY RECEIPTS (Exhibit H)	27
ESCHEAT PARI-MUTUEL TICKETS RECEIPTS (Exhibit I)	28
BICENTENNIAL COMMISSION DAY RECEIPTS (Exhibit J)	29
PARI-MUTUEL REVENUES COLLECTED BY GEOGRAPHIC LOCATION (Exhibit K)	30-31
PAID ATTENDANCE – PARI-MUTUEL HANDLE (Exhibit L)	32
ADDITIONAL DAYS GRANTED FOR CHARITABLE PURPOSES (Exhibit M)	33-36
LIST OF OFFICERS, DIRECTORS AND STATISTICAL SUMMARIES OF ASSOCIATIONS:	
Greyhound Tracks	37-55
Jai-Alai Frontons	56-63
Harness Tracks	64-65
Horse Tracks	66-70
Quarter Horse Tracks	71

Pursuant to Section 283.27 FS, this public document was promulgated at an annual cost of \$3,277.50 in compliance with Section 550.02(2) FS.

Forty-Second Annual Report

to the

GOVERNOR OF FLORIDA

from

DEPARTMENT OF BUSINESS REGULATION DIVISION OF PARI-MUTUEL WAGERING

July 1, 1972 through June 30, 1973

July 1, 1973

His Excellency Reubin O'D. Askew
Governor of Florida
Tallahassee, Florida

Dear Sir:

In compliance with the requirements of Chapter 550.02, subsection 2, Florida Statutes, the Division of Pari-Mutuel Wagering submits this, its Forty-Second Annual Report for the period beginning July 1, 1972, and ending with the close of business on June 30, 1973.

This Division is one of five in the Department of Business Regulation under the Board of Business Regulation.

George D. Johnson, Jr. served as Division Director until September 15, 1972, when he resigned. T. G. Ozmer, Jr. served as Acting Director until January 8, 1973, when J. Patrick McCann was appointed as Director.

The able assistance of T. G. Ozmer, Jr., Pari-Mutuel Operations Coordinator; Dr. P. H. Dougherty, Racing Research and Laboratory Manager; D. W. MacPherson, Chief Investigator; Mrs. Lillian Meisner, Administrative Assistant, and Mrs. Dolores Feeney, Licensing Administrator is hereby acknowledged. Legal services were provided by the Legal Section of the Department of Business Regulation. The Thoroughbred Advisory Committee on horse racing also ably assisted the Division in horse racing matters and their assistance is gratefully acknowledged.

The records of all pari-mutuel activities in the State are maintained at the Division Office located in the State Office Building, 1350 N. W. 12th Avenue, Room 510, Miami, Florida. Since this report contains but a small fraction of these records, any additional information will be gladly furnished upon request.

Twenty-three persons worked in the Division office and eight regular and four OPS people were employed in the Laboratory. Four hundred and thirty-eight Division OPS employees worked at the tracks and frontons in the state offices provided by the pari-mutuel associations, plus thirty-four Chief Auditors. They issued licenses and supervised activities at the tracks and frontons.

The Division held eight formal meetings to hear appeals and matters concerning reinstatements, licensing and rule amendments on the following dates in Miami: August 1, November 2 and 28, January 19, February 27, April 20 and May 30; and in Winter Park on September 22.

INVESTIGATION SECTION

This section works closely with the local, state and federal law enforcement agencies and the pari-mutuel associations' security forces to effectively promote and correlate the investigation of all illegal activities at the race tracks and frontons in the State. During the past fiscal year 248 undesirables were ejected from the grounds of the various associations.

An in depth investigation is conducted immediately on receipt from the Division Laboratory of a positive specimen report; the Investigators present the results of the investigation before the Stewards/Judges hearing; there were 32 such investigations last year.

Appeals for Division hearings regarding licensing, reinstatement and referrals require background investigations and interviews. An investigative report is prepared for each matter.

Special inspections were made of the fire prevention equipment at all horse tracks and recommendations were made where necessary.

Close liaison is maintained with criminal intelligence units of the State and Federal Government regarding any attempts of organized crime to penetrate the pari-mutuel industry.

Investigations were conducted based on numerous patron complaints.

Investigators attended roll call at all 33 associations taking the required fingerprints and photographs of license applicants. They also made periodic inspections and attended the opening and closing of each track and fronton.

Investigators also assisted in the taking of controlled medication experiments on horses as requested by the Chief Chemist; they also assisted the Audit Section with internal association audits.

Investigations opened: 301

Hearing files prepared: 160

Polygraph tests conducted: 3

Inquiries exchanged with other racing jurisdictions and enforcement agencies:
128

LICENSE SECTION

Florida Statutes require that all persons employed in the industry be licensed, fingerprinted and photographed. This Section is responsible for the supervision of this activity and, through the use of data processing equipment, maintains a complete up-to-date record on each person. During the past season 29,833 occupational licenses were issued. A total of 10,783 persons were fingerprinted,

making a total of approximately 80,000 on file. This was an increase of 1,135 over last year.

This Section also concerns itself with the enforcement of Florida Statute 550.27, commonly called the "85% Law," which requires that at least this percentage of the employees at each track or fronton be bona fide Florida residents and that such a percentage of the weekly payroll be paid to them. This law assures local residents of a fair opportunity for employment at the pari-mutuel establishments.

A record of Rulings from all jurisdictions is kept, 639 rulings having been processed in 1972-73.

LABORATORY

The Division Laboratory, the oldest of its kind in the United States, enjoys a top reputation among the racing laboratories of the world. Its function is the detection of micro quantities of drugs in the saliva and urine of racing animals which might affect their performance. Such samples are taken by licensed veterinarians employed by the Division.

During the year in review a record 31,319 samples were received, with a total of 45,709 analyses being performed on them. The cost per analysis was \$2.65. Of these samples, only 32 cases were identified as chemically positive, and appropriate investigative and disciplinary action was taken.

In addition to its analytical purposes, the laboratory also maintains an active and continuous research program of new drugs. It also conducts evaluations of new analytical methods of metabolite excretion studies.

SCOPE OF PARI-MUTUELS

The Fiscal and Accounting Section reports that once again, State pari-mutuel tax revenue broke all existing records with revenues increasing 12.5%, attendance 7.7% and the gross pari-mutuel wagering increasing 13.1%.

As noted in the Division's previous Annual Report, the 1971 Legislature placed a ceiling on the pari-mutuel monies to be received by each of the 67 counties of the State. This amount of \$446,500., of which \$314,000. was appropriated under the former pari-mutuel laws and of which \$132,500. came from additional taxes levied by the 1955 Legislature, was reached and the additional sum of \$7,850,793.06 which, under the former Statutes would have been distributed to the counties, was raised for the State's General Revenue Fund.

In addition, in excess of \$28 million was deposited in the State General Revenue Fund directly from the various pari-mutuel operations. This money was used to support the varied functions of our State Government. Other beneficiaries of pari-mutuel revenues were the State School System and many charity organizations. The various exhibits included in this report show these disbursements in detail.

Although the sum of \$71,382,782.24. was collected by the Division during the fiscal year, only 1.8% of this amount was expended in controlling, directing and supervising the operation of the entire industry.

A recapitulation of the pari-mutuel handle, attendance and tax revenue amounts, along with the percentages of increase and/or decrease for each

licensee is as follows:

COMPARATIVE DATA
July 1, 1972 thru June 30, 1973

<u>HORSE TRACKS</u>	<u>Days</u>	<u>Perf.</u>	<u>Paid Attendance</u>	<u>Pari-Mutuel Handle</u>	<u>Revenue To State</u>
CALDER RACE COURSE, INC.					
1971-1972	121	121	540,207	\$ 59,730,819	\$ 3,517,143.91
1972-1973	120	120	644,713	77,479,267	4,973,147.05
	+ 1	+ 1	+ 104,506	+ 17,748,448	+ 1,456,003.14
			+ 19.3%	+ 29.7%	+ 41.4%
FLORIDA DOWNS & TURF CLUB, INC.					
1971-1972	50	50	136,885	10,101,282	275,091.35
1972-1973	50	50	161,282	12,659,816	330,078.18
			+ 24,397	+ 2,558,534	+ 54,986.83
			+ 17.8%	+ 25.3%	+ 20.0%
GULFSTREAM PARK RACING ASSOCIATION, INC.					
1971-1972	40	40	507,570	72,346,630	6,258,488.57
1972-1973	40	40	469,473	53,314,170	4,648,218.91
			- 38,097	- 19,032,460	- 1,610,269.66
			- 7.1%	- 26.3%	- 25.7%
HIALEAH PARK, INC.					
1971-1972	40	40	347,225	51,792,694	4,442,476.06
1972-1973	40	40	482,544	69,705,152	6,001,857.91
			+ 135,319	+ 17,912,458	+ 1,559,381.85
			+ 40.0%	+ 34.6%	+ 35.1%
TROPICAL PARK, INC.					
1971-1972	40	40	223,399	35,712,077	3,029,880.88
1972-1973	40	40	282,642	42,743,460	3,556,613.22
			+ 59,243	+ 7,031,383	+ 526,732.34
			+ 26.5%	+ 19.7%	+ 17.4%
TOTAL HORSE TRACKS					
1971-1972	291	291	1,755,286	229,683,502	17,523,080.77
1972-1973	290	290	2,040,654	255,901,865	19,509,915.27
	- 1	- 1	+ 285,368	+ 26,218,363	\$ 1,986,834.50
			+ 16.3%	+ 11.4%	+ 11.3%
HARNESS TRACKS					
SEMINOLE PARK & FAIRGROUNDS, INC.					
1971-1972	(DID NOT OPERATE)				
1972-1973	52	52	60,211	3,259,414	114,169.14

	<u>Days</u>	<u>Perf.</u>	<u>Paid Attendance</u>	<u>Pari-Mutuel Handle</u>	<u>Revenue To State</u>
TOURIST ATTRACTIONS, INC.					
1971-1972	100	100	364,131	20,413,432	1,580,880.65
1972-1973	103	103	381,050	21,988,001	1,677,911.79
	+ 3	+ 3	+ 16,919	+ 1,574,569	+ 97,031.14
			+ 4.7%	+ 7.7%	+ 6.1%

TOTAL HARNESS TRACKS

1971-1972	100	100	364,131	20,413,432	1,580,880.65
1972-1973	155	155	441,261	25,247,415	1,792,080.93
	+ 55	+ 55	+ 77,130	+ 4,833,983	+ 211,200.28
			+ 21.2%	+ 23.7%	+ 13.4%

QUARTER HORSE TRACK

GATOR DOWNS (BAYARD)

1971-1972	25	25	35,188	1,444,386	53,531.27
1972-1973	DID NOT OPERATE				

GATOR DOWNS (POMPANO)

1971-1972	24	24	63,288	2,778,131	84,591.22
1972-1973	56	56	127,368	6,347,425	193,007.75

CHANGE IN OPERATING DATES

TOTAL QUARTER HORSE TRACKS

1971-1972	49	49	98,476	4,222,517	138,122.49
1972-1973	56	56	127,368	6,347,425	193,007.75

CHANGE IN OPERATING DATES

GREYHOUND TRACKS

ASSOCIATED OUTDOOR CLUBS, INC.

1971-1972	101	150	651,388	39,555,788	2,882,950.25
1972-1973	101	151	675,903	44,845,887	3,274,604.31
		+ 1	+ 24,515	+ 5,290,099	+ 391,654.06
			+ 3.7%	+ 13.4%	+ 13.6%

BISCAYNE KENNEL CLUB, INC.

1971-1972	101	131	710,002	54,902,260	4,044,918.41
1972-1973	48	73	441,434	36,178,000	2,658,924.17

CHANGE IN OPERATING DATES

BONITA-FT. MYERS CORPORATION

1971-1972	105	155	257,911	14,624,077	984,454.66
1972-1973	105	155	268,515	15,480,840	1,056,836.52
			+ 10,604	+ 856,763	+ 72,381.86
			+ 4.1%	+ 5.9%	+ 10.7%

	<u>Days</u>	<u>Perf.</u>	<u>Paid Attendance</u>	<u>Pari-Mutuel Handle</u>	<u>Revenue To State</u>
DAYTONA BEACH KENNEL CLUB, INC.					
1971-1972	102	143	426,241	26,490,265	1,885,414.58
1972-1973	102	152	434,978	30,043,945	2,138,256.40
		+ 9	+ 8,737	+ 3,553,680	+ 252,841.82
			+ 2.0%	+ 13.4%	+ 13.4%
INVESTMENT CORPORATION OF PALM BEACH					
1971-1972	105	124	489,401	29,969,979	2,163,525.97
1972-1973	105	139	485,880	32,473,467	2,342,010.63
		+ 15	- 3,521	+ 2,503,488	+ 178,484.66
			- 7%	+ 8.3%	+ 8.2%
INVESTMENT CORP. OF SOUTH FLORIDA					
1971-1972	105	155	678,116	46,854,147	3,416,882.61
1972-1973	105	155	717,461	51,003,781	3,738,594.63
			+ 39,345	+ 4,149,634	+ 321,712.02
			+ 5.8%	+ 8.9%	+ 9.4%
JACKSONVILLE KENNEL CLUB, INC.					
1971-1972	103	122	312,754	17,855,610	1,247,317.45
1972-1973	104	122	369,556	24,320,309	1,721,432.01
	+ 1		+ 56,802	+ 6,464,699	+ 474,114.56
			+ 18.2%	+ 36.2%	+ 38.0%
JEFFERSON COUNTY KENNEL CLUB, INC.					
1971-1972	108	130	162,188	9,709,216	633,441.55
1972-1973	102	124	163,085	10,246,728	678,289.84
	- 6	- 6	+ 897	+ 537,512	+ 44,848.29
			+ .6%	+ 10.6%	+ 7.1%
KEYS RACING ASSOCIATION, LTD.					
1971-1972	105	111	59,139	3,069,844	133,011.88
1972-1973	105	119	58,236	3,342,310	150,857.59
		+ 8	- 903	+ 272,466	+ 17,845.71
			- 1.5%	+ 8.9%	+ 13.4%
MIAMI BEACH KENNEL CLUB, INC.					
1971-1972	101	127	473,364	33,477,430	2,442,038.09
1972-1973	100	128	420,837	28,910,216	2,092,144.15
	- 1	+ 1	- 52,527	- 4,567,214	- 349,893.94
			- 11.1%	- 13.6%	- 14.3%
ORANGE PARK KENNEL CLUB, INC.					
1971-1972	101	117	290,911	17,608,136	1,231,182.13
1972-1973	100	119	291,496	18,628,108	1,313,899.49
	- 1	+ 2	+ 585	+ 1,019,972	+ 82,717.36
			+ .2%	+ 5.8%	+ 6.7%

	<u>Days</u>	<u>Perf.</u>	<u>Paid Attendance</u>	<u>Pari-Mutuel Handle</u>	<u>Revenue To State</u>
PENSACOLA GREYHOUND RACING, INC.					
1971-1972	106	157	231,087	14,476,957	980,282.88
1972-1973	106	157	242,149	16,281,051	1,111,943.14
			+ 11,062	+ 1,804,094	+ 131,660.26
			+ 4.8%	+ 12.4%	+ 13.4%
ST. PETERSBURG KENNEL CLUB, INC.					
1971-1972	101	151	822,407	50,606,830	3,727,202.89
1972-1973	101	151	860,774	59,333,255	4,372,363.75
			+ 38,367	+ 8,726,425	+ 645,160.86
			+ 4.7%	+ 17.2%	+ 17.3%
SANFORD-ORLANDO KENNEL CLUB, INC.					
1971-1972	105	155	361,490	23,103,020	1,619,837.37
1972-1973	105	155	394,055	27,588,060	1,954,663.91
			+ 32,565	+ 4,485,050	+ 334,826.54
			+ 9.0%	+ 19.4%	+ 20.7%
SARASOTA KENNEL CLUB, INC.					
1971-1972	102	148	410,512	26,054,738	1,849,308.16
1972-1973	101	152	433,867	30,809,014	2,195,588.05
	- 1	+ 4	+ 23,355	+ 4,754,276	+ 346,279.89
			+ 5.7%	+ 18.3%	+ 18.7%
WASHINGTON COUNTY KENNEL CLUB, INC.					
1971-1972	106	128	155,518	7,350,444	463,534.84
1972-1973	106	129	170,555	8,873,941	574,991.71
		+ 1	+ 15,037	+ 1,523,497	+ 111,456.87
			+ 9.7%	+ 20.7%	+ 24.0%
WEST FLAGLER ASSOCIATES, LTD.					
1971-1972	100	151	983,359	65,226,902	4,841,154.19
1972-1973	152	227	1,341,077	95,856,700	7,083,896.04
CHANGE OF OPERATING DATES					
<u>TOTAL GREYHOUND TRACKS</u>					
1971-1972	1,757	2,355	7,475,788	480,935,643	34,546,457.91
1972-1973	1,748	2,408	7,769,858	534,215,612	38,459,296.34
	- 9	+ 53	+ 294,070	+ 53,279,969	+ 3,912,838.43
			+ 3.9%	+ 11.1%	+ 11.3%
<u>JAI-ALAI FRONTONS</u>					
DANIA JAI-ALAI PALACE, INC.					
1971-1972	105	155	522,658	20,146,557	1,138,475.29
1972-1973	105	155	566,536	24,234,794	1,350,482.47
			+ 43,878	+ 4,088,237	+ 212,007.18
			+ 8.4%	+ 20.3%	+ 18.6%

	<u>Days</u>	<u>Perf.</u>	<u>Paid Attendance</u>	<u>Pari-Mutuel Handle</u>	<u>Revenue To State</u>
FLORIDA JAI-ALAI, INC.					
1971-1972	105	155	263,977	12,008,575	646,122.05
1972-1973	105	155	283,453	14,315,826	767,054.09
			+ 19,476	+ 2,307,251	+ 120,932.04
			+ 7.4%	+ 19.2%	+ 18.7%
THE FRONTON, INC.					
1971-1972	105	141	304,783	12,771,781	691,495.55
1972-1973	105	142	352,736	16,635,179	897,458.45
		+ 1	+ 47,953	+ 3,863,398	+ 205,962.90
			+ 15.7%	+ 30.2%	+ 29.8%
MIAMI JAI-ALAI INC.					
1971-1972	117	173	981,117	39,967,257	2,171,650.18
1972-1973	105	155	976,060	43,240,495	2,335,945.09
	- 12	- 18	- 5,057	+ 3,273,238	+ 164,294.91
			- 1.0%	+ 8.2%	+ 7.6%
OCALA JAI-ALAI, INC.					
1971-1972	DID NOT OPERATE				
1972-1973	14	21	30,880	1,361,809	75,158.07
SPORTS PALACE, INC.					
1971-1972	105	155	217,988	9,358,603	507,365.19
1972-1973	105	155	226,994	11,322,275	608,682.13
			+ 9,006	+ 1,963,672	+ 101,316.94
			+ 4.1%	+ 21.0%	+ 20.0%
TAMPA JAI-ALAI, INC.					
1971-1972	105	155	458,853	19,071,050	1,028,018.01
1972-1973	105	155	578,942	26,372,177	1,413,128.81
			+ 120,089	+ 7,301,127	+ 385,110.80
			+ 26.2%	+ 38.3%	+ 37.5%
VOLUSIA JAI-ALAI, INC.					
1971-1972	120	167	326,100	15,924,003	850,334.39
1972-1973	126	172	352,972	18,979,482	1,009,574.38
	+ 6	+ 5	+ 26,872	+ 3,055,479	+ 159,239.99
			+ 8.2%	+ 19.2%	+ 18.7%
TOTAL JAI-ALAI FRONTONS					
1971-1972	762	1,101	3,075,476	129,247,826	7,033,460.66
1972-1973	770	1,110	3,368,573	156,462,037	8,457,483.49
	+ 8	+ 9	+ 293,097	+ 27,214,211	+ 1,424,022.83
			+ 9.5%	+ 21.1%	+ 20.2%

	<u>Days</u>	<u>Perf.</u>	<u>Paid Attendance</u>	<u>Pari-Mutuel Handle</u>	<u>Revenue To State</u>
TOTAL ALL TRACKS AND FRONTONS					
1971-1972	2,959	3,896	12,769,157	864,502,920	60,822,002.48
1972-1973	3,019	4,019	13,747,714	978,174,354	68,411,783.78
	+ 60	+ 123	+ 978,557	+113,671,434	+ 7,589,781.30
			+ 7.7%	+ 13.1%	+ 12.5%

This report does not include the Horse, Harness, Quarter Horse Purse Fund Breakage or Charity and Scholarship Day Amounts.

PERMIT HOLDERS

There are thirty-five valid permits to conduct pari-mutuel wagering in the varied fields of thoroughbred harness horse, quarter horse and greyhound racing, and jai-alai, all under the jurisdiction of the Division of Pari-Mutuel Wagering.

During the year in review, pari-mutuel activities were conducted by thirty-three of these permit holders under annual licenses issued by the Division for operating dates granted by the Board of Business Regulation. Seventeen permit holders operated greyhound tracks, eight operated jai-alai frontons, five operated thoroughbred horse tracks, two operated harness tracks, and one conducted quarter horse racing. Detailed statistical analyses of each are included in this report.

In accordance with action of the Board of Business Regulation on July 21, 1972, a Jai-Alai Permit was issued by the Division on July 25, 1972 to Fort Pierce Jai-Alai, Inc., and this was ratified by the electorate of St. Lucie County on August 29, 1972.

Ocala Jai-Alai, Inc., a new fronton permittee located at Orange Lake, began its first season on June 11, 1973.

On the 29th of June, application was received from the Panhandle Fronton, Inc. for a permit to conduct jai-alai operations in Okaloosa County. This was to appear on the next agenda of the Board of Business Regulation.

CHARITY DAYS

Thirty-three tracks and frontons operated a total of 170 extra performances during the fiscal year for approved charitable organizations and schools.

SCHOLARSHIP FUND

Pursuant to Chapter 550.08, Florida Statutes, the Legislature authorized the various tracks and frontons to operate additional days for the express purpose of creating and producing State Scholarships for qualified applicants. These funds are the net proceeds derived from these extra days. This Scholarship Fund is administered by the State Board of Regents for Institutions of Higher Learning. A record total of \$733,734.71 was deposited to this fund during the past fiscal year. Exhibit "H" of this report shows the amounts raised by the industry.

Since their inception twenty-three years ago these extra days have raised over nine million dollars for our State supported colleges.

1950 - \$	165,830.00	1963 -	393,641.10
1951 -	247,260.75	1964 -	399,898.11
1952 -	239,147.74	1965 -	474,937.22
1953 -	232,907.36	1966 -	462,441.03
1954 -	280,506.70	1967 -	419,499.49
1955 -	279,227.97	1968 -	541,389.12
1956 -	299,070.54	1969 -	447,133.37
1957 -	349,514.06	1970 -	495,387.58
1958 -	366,481.60	1971 -	619,538.80
1959 -	293,901.79	1972 -	717,037.13
1960 -	364,819.43	1973 -	733,734.71
1961 -	316,021.21		
1962 -	408,652.45	Total -	\$9,547,979.26

ABANDONED PARI-MUTUEL TICKETS

Pursuant to Chapter 550.164, Florida Statutes, it was declared by the legislature that all abandoned pari-mutuel tickets over one year old should escheat to the State for deposit to the Principal of the State School Fund. These funds are used for the support and maintenance of our public schools. A total of \$943,267.65 was received from this source by the Division during the fiscal year and related audits were made. Exhibit "I" of this report shows in detail the amounts remitted by the individual associations.

Yearly receipts dating from 1957, when the Division first began collecting these funds, are itemized below:

1957 - \$	3,992.20	1966 -	425,130.20
1958 -	204,449.30	1967 -	381,857.30
1959 -	240,545.15	1968 -	448,161.00
1960 -	311,045.10	1969 -	513,254.45
1961 -	403,903.95	1970 -	590,891.25
1962 -	273,272.60	1971 -	666,405.35
1963 -	265,045.70	1972 -	706,391.10
1964 -	292,193.60	1973 -	943,267.65
1965 -	320,530.50		
		Total -	\$6,990,336.40

LEGISLATION

The 1973 Session of the Florida State Legislature enacted the following bills pertaining to the pari-mutuel industry:

Chapter 73-23, Laws of Florida 1973, amended §550.083 by substituting the words "racing season" for "fiscal year" and defining "racing season" as "... that period of time extending from September 5 of each year through September 4 of the following year, commencing with September 5, 1973."

Chapter 73-121, Laws of Florida 1973, repealed §550.20 which had provided for all pari-mutuel licenses to be issued by the County Judge and the payment of a license fee of 25 cent to the County Judge for each such license.

Chapter 73-21, Laws of Florida 1973, changed the age of majority from 21 years to 18 years thereby generally amending each section of the pari-mutuel law requiring a person to have attained 21 years of age in order to perform certain acts.

LITIGATION

During the fiscal year ending June 30, 1973, the Division of Pari-Mutuel Wagering was party to the following litigation:

1. *Hialeah Race Course, Inc. v. Board of Business Regulation*, District Court of Appeal, Third District #72-755; Florida Supreme Court #42,949—On June 16, 1972, Hialeah filed a Petition for Writ of Certiorari to the Third District Court of Appeal from an order of the Board of Business Regulation awarding the middle dates to Gulfstream for the 1972-1973 winter thoroughbred racing season. The Third District Court of Appeal, without dissent, affirmed the Board's award. Hialeah filed a Petition for Writ of Certiorari to the Florida Supreme Court and the Supreme Court of November 10, 1972, reversed the Third District Court of Appeal, and the Board's Order and awarded the middle dates to Hialeah.

2. *Joseph Leitner v. Department of Business Regulation*, Circuit Court, Fifteenth Judicial Circuit, #72,7371; District Court of Appeal, Third District, #72-991—Joseph Leitner, a licensed trainer, was suspended by the Stewards at Pompano Park for a period of thirty days when a horse trained by him had been found to have a prohibited drug subsequent to a winning race. Leitner sought and was granted a temporary injunction by the Circuit Court, enjoining enforcement of the suspension order until a full hearing before the Division. The Division held a hearing and entered an order of suspension for one year. The Circuit Court refused to extend the Temporary Injunction and Leitner filed a Petition in the District Court of Appeal, which granted a supersedeas pending the appeal. The Court on the Division's Motion to Set Aside the Supersedeas entered an order dissolving the Supersedeas and thereby placing back into effect the order of suspension. Mr. Leitner has since abandoned his appeal.

3. *West Flagler Associates and Biscayne Kennel Club v. Board of Business Regulation*, Florida Supreme Court #43,407—West Flagler and Biscayne Kennel Club filed a Petition for Writ of Mandamus in the Supreme Court to determine if the Board of Business Regulation was required to award the greyhound dates on a fiscal year season, on the basis of a 1972 decision of the District Court of Appeal, rather than the traditional September to September season. The Supreme Court ruled that the Board could award dates on the traditional September to September season. In addition, the Supreme Court also awarded the greyhound racing dates in Dade County for the 1973-1974 season.

4. *Churruca v. Board of Business Regulation, et al.*, Federal District Court, Southern District of Florida #72-2045-Civ-JLK—Sixteen former jai alai players filed an action against the Board and many of the jai alai frontons arising out of a dispute between the jai alai frontons and the jai alai players and a ruling by the former Racing Commission during the 1968-1969 season. The Plaintiffs allege that the jai alai fronton violated the Sherman and Clayton Acts in refusing employment to the jai alai players, and further allege that the former Racing Commission conspired with these Defendant jai alai frontons to violate such act. The suit is for triple damages and is in excess of \$300,000.00. All of the party defendants have filed Motions to Dismiss and the matter is pending on

such Motions, which have not yet been heard. There is a collateral suit in the state court, the outcome of which might have a decisive effect upon this suit. In the state court the jai alai players had had an adverse decision in the Circuit Court, and the District Court of Appeal, and the matter is now pending before the Supreme Court of Florida.

5. *Lonnie Ray v. Board of Business Regulation*, Circuit Court, Eleventh Circuit, #73-2112—Lonnie Ray, a jockey, was suspended by the Division for 60 days for using a battery on a horse at Tropical Park. Ray filed for and received a Temporary Injunction in Circuit Court, without notice against the Board, enjoining enforcement of the suspension. The Board filed a Motion to Dissolve the Temporary Injunction, which motion was granted, so that Lonnie Ray continued to be denied the privilege of riding. Ray did nothing further in the case and his suspension was carried out.

6. *Gulfstream Park v. Board of Business Regulation*, Third District Court of Appeal #73-205—Gulfstream Park failed to account for approximately \$1,896 in winning tickets and the Division ordered such sum be escheated to the State. Gulfstream appealed to the Board of Business Regulation claiming that the money should not escheat to the State, based upon verbal proof that these winning tickets had been paid. The Board upheld the decision of the Division. Gulfstream appealed to the Third District Court of Appeal and the District Court of Appeal affirmed the decision of the Division and the Board. Gulfstream did not appeal the matter any further, and such sum has been paid by Gulfstream.

7. *Hialeah Park v. Board of Business Regulation*, Florida Supreme Court #43,947—Hialeah appealed to the Supreme Court from an order of the Board of Business Regulation which awarded the middle 40 winter thoroughbred dates for the 1973-1974 winter thoroughbred racing season to Gulfstream. On July 10, 1973, the Supreme Court affirmed the decision of the Board awarding the middle dates to Gulfstream.

8. *Jefferson County Kennel Club v. Board of Business Regulation*, Florida Supreme Court #44,123—The Jefferson County Kennel Club filed a Petition for Writ of Mandamus in the Supreme Court from an order of the Board of Business Regulation denying the application of the Jefferson County Kennel Club to run certain dates which would have granted them more than the 105 day statutory limitation. In order for the Kennel Club to have received relief the Supreme Court would have had to hear the matter prior to the month of August 1973. The Supreme Court has not issued an Alternative Writ of Mandamus and for all practical purposes this particular action is at an end.

9. *H. C. Vandervoort, Jr. v. Department of Business Regulation and the Division of Pari-Mutuel Wagering*, Circuit Court, Eleventh Judicial Circuit, Dade County, Florida #70-3543—In 1969 the Racing Commission (now Division of Pari-Mutuel Wagering) promulgated a rule requiring the payment of minimum jockey fees, in absence of a specific contract with the jockies. The Horsemen's Benevolent Protective Association filed suit in the Circuit Court in Dade County seeking to have the rule declared unconstitutional. On September 8, 1970, the Circuit Court declared the rule to be unconstitutional. The Supreme Court on December 20, 1972, affirmed the judgment of the Circuit Court.

10. *Nick O. Palermo and Robert VanWorp, Sr., Board of Business Regulation* #71-73R—The horse "Manny L" was moved down from first to second following the 9th race at Florida Downs on March 4, 1972, for violation of Rule

7E-1.09(49) which provides that if a horse or a jockey jostles another horse, the aggressor may be disqualified. The owner of "Manny L" lodged a claim against the jockey of the horse moved from second to first place, which claim was disallowed by the Stewards. The Division Director affirmed the order of the Stewards. An appeal was filed with the Board of Business Regulation. On September 14, 1972, an order was entered affirming the Division of Pari-Mutuel Wagering.

11. *Heardsdale, Inc. v. Department of Business Regulation*, Circuit Court, Dade County #73-5927—The Plaintiff, a training center for thoroughbred horses filed a Petition to Temporarily Enjoin the enforcement of a rule of the Division of Pari-Mutuel Wagering relating to official clocked workouts prior to the entry into a race. The Circuit Court granted a Temporary Injunction; however, a conference was held between the Plaintiff, the Division and other interested parties, and a rule acceptable to all persons was promulgated. The Complaint was thereupon voluntarily dismissed.

12. *In re: Phillip Lovering*, Board of Business Regulation #73-145—This matter involved an application for a license to be employed at a pari-mutuel establishment. Evidence was adduced at the hearing before the Division that the Applicant had set at least two fires at two different tracks, one of which he pled guilty to setting and the Division Director denied his application. The matter is now on appeal to the Board of Business Regulation.

13. *Daniel M. Gallegos v. Division of Pari-Mutuel Wagering*, Board of Business Regulation—Daniel M. Gallegos was a jockey at Calder Race Course on July 7, 1972, and was found to have an electronic device in his possession while riding the horse "Family Charm" in the first race at Calder on July 7, 1972. As a result, the Division revoked his jockey's license. Gallegos appealed to the Board but voluntarily dismissed his appeal when the Division agreed to remove certain conditions to his re-applying for a new license in the future.

14. *Daniel M. Gallegos v. Division of Pari-Mutuel Wagering*, Board of Business Regulation #73-133—Subsequent to the dismissal of the appeal in #13, Daniel M. Gallegos re-applied for another jockey's license. On June 4, 1973, the Division found Daniel M. Gallegos ineligible for licensing for a period of two years from the date of his original suspension. This order has now been appealed to the Board.

15. *Ralph H. Farris v. Division of Pari-Mutuel Wagering*, Board of Business Regulation #70-67R—Ralph H. Farris appealed an order of the Director of the Division of Pari-Mutuel Wagering to the Board of Business Regulation to have said Board review an order of the Division which had denied Mr. Farris' request for reinstatement as a patron for violation of Rule 7E-2.22(18) (cashing perfecta ticket and charging 10%). The Board remanded the cause back to the Division of Pari-Mutuel Wagering with instructions to re-open the hearing so that Mr. Farris might have an opportunity to present additional documentary evidence and oral argument. Mr. Farris had failed to bring any evidence with him to the Division's hearing based on some mistaken or misunderstood information that such was not necessary.

16. *William Sterling and Richard Mellon, d/b/a Sugar Mill Farm v. Department of Business Regulation*, Circuit Court, Eleventh Circuit, #72-7797, Board of Business Regulation #72-79R, Third District Court of Appeal #73-261—Sterling was the trainer and Mellon the owner of the horse "Seminole Joe", which horse was disqualified by the Stewards at Hialeah Race Course after having been found to have run with prohibited medication in its system. The

Stewards' Order redistributed the purse and suspended Sterling's license for a period of 30 days. On April 14, 1972, suit to enjoin the enforcement of the suspension and redistribution of the purse was filed in Circuit Court. The suit, in addition, sought to have declared as unconstitutional Rule 7E-1.07(7). The Circuit Court denied the Injunction and the Division Director immediately held a hearing, which hearing affirmed the Stewards' ruling with certain modifications. Sterling dismissed his suit in Circuit Court and appealed to the Board. The Board affirmed the ruling of the Division of Pari-Mutuel Wagering. Richard Mellon and William Sterling then appealed to the Third District Court of Appeal to have said orders reviewed. Subsequently, William Sterling and Richard Mellon voluntarily dismissed said appeal.

17. *Anthony Ferraiuolo v. Division of Pari-Mutuel Wagering*, Board of Business Regulation #73-139—Anthony Ferraiuolo has appealed an order of the Director of the Division of Pari-Mutuel Wagering dated July 19, 1973, to the Board of Business Regulation. The Order of July 19, 1973, declared Anthony Ferraiuolo ineligible to be licensed in the State of Florida by the Division of Pari-Mutuel Wagering for having failed to give proper care to the horse in his care. The matter is now pending before the Board.

NATIONAL COORDINATION

The State of Florida is a member of the National Association of State Racing Commissioners, an organization made up of all of the various States having legalized pari-mutuel activities. Through the exchange of information and ideas, the National Association is of great benefit to each member of the Association. Under a reciprocity agreement, each state recognizes rulings made by another state racing board.

The 1973 convention was held in Miami the first week in January, with Florida being the host state. At its official opening, Richard A. Pallot, Chairman of the Florida Board of Business Regulation, gave the welcoming remarks. Other members of the Board and the Division attended.

The Association of Official Racing Chemists also held their convention in Miami, in conjunction with the National Association of State Racing Commissioners. Florida's Laboratory was represented by Dr. P. H. Dougherty and Clarence Rich.

CONCLUSION

On behalf of my employees, and myself, I assure you that this Division shall continue to dedicate itself to the interest of the public and the State of Florida by seeing that pari-mutuel activities are conducted only in the highest possible manner.

Respectfully,

J. PATRICK McCANN
Director

EXHIBIT "A"
 DEPARTMENT OF BUSINESS REGULATION
 DIVISION OF PARI-MUTUEL WAGERING
 COMBINED BALANCE SHEET—ALL FUNDS
 JUNE 30, 1973

	<i>Operating Trust Fund</i>	<i>Additional Harness & Dog Track Trust Fund</i>	<i>Florida Horse Racing Promotional Trust Fund</i>	<i>General Revenue Fund</i>	<i>Harness Horse Racing Promotional Trust Fund</i>	<i>Quarter Horse Racing Promotional Trust Fund</i>	<i>Racing Scholarship Trust Fund</i>	<i>Principal State School Trust Fund</i>	<i>Bicentennial Trust Fund</i>	<i>General Fixed Assets</i>	<i>Total All Funds</i>
Assets:											
Cash on Hand	25,870.34			13,922.76				81.60			39,874.70
Cash in Revolving Fund	50.00										50.00
Cash in Depository Bank	434,578.82	242,997.33		298,817.13	1,002.87	2,927.62	3,858.79	97,416.10			1,081,598.66
Cash with State Treasury	270,216.45	79,996.98	53,300.26								403,513.69
Cash in Cancellation & Restoration Acct.	90.16										90.16
Accounts Receivable—Returned Checks	125.75										125.75
Accounts Receivable—Revenue	455,402.84	243,646.17	19,152.21	599,326.51	1,618.91	2,780.17	14,479.43	28,936.20	11,907.46		1,377,249.90
Prepaid Expense	1,259.31										1,259.31
Furniture and Equipment										187,824.06	187,824.06
TOTAL ASSETS	1,187,593.67	566,640.48	72,452.47	912,066.40	2,621.78	5,707.79	18,338.22	126,433.90	11,907.46	187,824.06	3,091,586.23
Liabilities											
Accounts Payable—Employee Salaries	18,316.02										18,316.02
Accounts Payable—Employee Travel	668.60										668.60
Accounts Payable—Employees—OPS	42,891.77										42,891.77
Accounts Payable—Vendors	6,413.76										6,413.76
Accounts Payable—Payment of Awards			72,452.47								72,452.47
Accounts Payable—Dept. of Transportation	48.45										48.45
Accounts Payable—Gen. Rev. Fund—Service Charge	325,370.94	123,208.07									448,579.01
Accounts Payable—Dist. to Gen. Revenue	752,980.97	443,432.41		912,066.40							2,108,479.78
Accounts Payable—Dept. of Agriculture					2,621.78	5,707.79					8,329.57
Accounts Payable—Dept. of Education							18,338.22	126,433.90			144,772.12
Accounts Payable—Dept. of Commerce									11,907.46		11,907.46
TOTAL LIABILITY	1,146,690.51	566,640.48	72,452.47	912,066.40	2,621.78	5,707.79	18,338.22	126,433.90	11,907.46		2,862,859.01
Reserves and Fund Balances											
Reserve for Encumbrances	763.00										763.00
Reserve for Restricted or Non-Operating Cash	140.16										140.16
Investment in Fixed Assets										187,824.06	187,824.06
Fund Balance	40,000.00										40,000.00
	40,903.16									187,824.06	228,727.22
TOTAL LIABILITIES, RESERVES AND FUND BALANCE	1,187,593.67	566,640.48	72,452.47	912,066.40	2,621.78	5,707.79	18,338.22	126,433.90	11,907.46	187,824.06	3,091,586.23

EXHIBIT "B"
DEPARTMENT OF BUSINESS REGULATION
DIVISION OF PARI-MUTUEL WAGERING
STATEMENT OF CASH RECEIPTS AND DISBURSEMENTS
FOR THE FISCAL YEAR 1972-73

	<i>Operating Trust Fund</i>	<i>Additional Harness & Dog Track Trust Fund</i>	<i>Horse Racing Promotional Trust Fund</i>
Cash Balance July 1, 1972	2,043,915.14	884,259.22	29,166.51
Receipts:			
Registration Fees	24,550.00		
Licenses	204,550.45		
Taxes	28,435,007.42	11,031,910.51	255,712.23
Miscellaneous Revenue	12,444.56		
Investment Income	13,914.46	4,249.08	
Investments Redeemed	300,000.00	100,000.00	
Breaks			
Breaks Under Chapter 29810			
Refundable Receipts	35,070.41		
Charity Performances			
Escheat Tickets			
Refunds to Prior Year Expense	489.00		
TOTAL RECEIPTS	<u>29,026,026.30</u>	<u>11,136,159.59</u>	<u>255,712.23</u>
TOTAL AVAILABLE	31,069,941.44	12,020,418.81	284,878.74
Disbursements:			
Salaries	348,387.55		
Other Personal Services	750,954.92		
Expenses	920,375.76	308,518.42	187,208.86
Operating Capital Outlay	1,344.74		
Refunds	35,070.41		
Accts. Payable Certified Forward	357,463.88	123,310.68	44,369.62
Trans.—Dept. of Insurance	9,500.00		
Trans.—Office of Exec. Dir.	165,368.00		
Trans.—Gen. Revenue Fund	6,712,810.57	2,388,095.40	
Trans.—Dept. of Agriculture			
Trans.—Dept. of Education			
Trans.—Dept. of Commerce			
Aid to Counties	21,038,000.00	8,877,500.00	
TOTAL DISBURSEMENTS:	<u>30,339,275.83</u>	<u>11,697,424.50</u>	<u>231,578.48</u>
CASH BALANCE JUNE 30, 1973	<u>730,665.61</u>	<u>322,994.31</u>	<u>53,300.26</u>

<i>General Revenue Fund</i>	<i>Harness Horse Racing Promotional Trust Fund</i>	<i>Quarter Horse Racing Promotional Trust Fund</i>	<i>Racing Scholarship Trust Fund</i>	<i>Principal State School Trust Fund</i>	<i>Bicentennial Trust Fund</i>	<i>Total All Funds</i>
						2,957,340.87
						24,550.00
						204,550.45
25,021,167.86						64,743,798.02
225.00						12,669.56
						18,163.54
						400,000.00
3,006,102.90	89,856.22	24,246.06				3,120,205.18
541,013.95						541,013.95
10,500.00						45,570.41
			719,255.28		647,085.14	1,366,340.42
				914,331.45		914,331.45
						489.00
<u>28,579,009.71</u>	<u>89,856.22</u>	<u>24,246.06</u>	<u>719,255.28</u>	<u>914,331.45</u>	<u>647,085.14</u>	<u>71,391,681.98</u>
28,579,009.71	89,856.22	24,246.06	719,255.28	914,331.45	647,085.14	74,349,022.85
						348,387.55
						750,954.92
						1,416,103.04
						1,344.74
						35,070.41
						525,144.18
						9,500.00
						165,368.00
28,266,269.82						37,367,175.79
	88,853.35	21,318.44				110,171.79
			715,396.49	816,833.75		1,532,230.24
					647,085.14	647,085.14
						<u>29,915,500.00</u>
<u>28,266,269.82</u>	<u>88,853.35</u>	<u>21,318.44</u>	<u>715,396.49</u>	<u>816,833.75</u>	<u>647,085.14</u>	<u>72,824,035.80</u>
<u>312,739.89</u>	<u>1,002.87</u>	<u>2,927.62</u>	<u>3,858.79</u>	<u>97,497.70</u>		<u>1,524,987.05</u>

EXHIBIT "C"
DEPARTMENT OF BUSINESS REGULATION
DIVISION OF PARI-MUTUEL WAGERING
STATEMENT OF CHANGES IN FUND BALANCE
FISCAL YEAR ENDED JUNE 30, 1973

	<i>Operating Trust Fund</i>	<i>Additional Harness & Dog Track Trust Fund</i>	<i>Horse Racing Promotional Trust Fund</i>
Fund Balance—July 1, 1972	600,584.01	277,699.43	.02
Adjustment to Fund Balance	550.00*		
	<u>600,034.01</u>	<u>277,699.43</u>	<u>.02</u>
Add:			
Revenue			
Registration Fees	24,550.00		
Licenses	204,545.95		
Taxes	28,591,580.94	11,099,886.14	259,661.31
Miscellaneous Revenue	12,444.56		
Investment Income	13,914.46	2,220.19	
Breaks			
Breaks Under Chapter 29810			
Refundable Receipts	35,070.41		
Charity Performances			
Escheat Tickets			
	<u>28,882,106.32</u>	<u>11,102,106.33</u>	<u>259,661.31</u>
TOTAL ADDITIONS:	28,882,106.32	11,102,106.33	259,661.31
Fund Balance and Additions	29,482,140.33	11,379,805.76	259,661.33
Deduct:			
Expenditures:			
Salaries	366,703.57		
Other Personal Services	793,846.69		
Expenses	1,252,061.53	431,726.49	259,661.33
Operating Capital Outlay	1,344.74		
Refunds	35,010.41		
Transfers to Dept. of Insurance	9,500.00		
Transfers to Office of Ex. Director	165,368.00		
Transfers to General Revenue Fund	5,780,213.79	2,070,579.27	
Transfers to Department of Agriculture			
Transfers to Department of Education			
Transfers to Department of Commerce			
Aid to Counties	21,038,000.00	8,877,500.00	
Reserve for Encumbrances— June 30, 1973	763.00		
Adjustments to Prior Year Expenses	(671.40)		
	<u>29,442,140.33</u>	<u>11,379,805.76</u>	<u>259,661.33</u>
TOTAL DEDUCTIONS:	29,442,140.33	11,379,805.76	259,661.33
Fund Balance—June 30, 1973	<u>40,000.00</u>		

*Revolving Fund—Not carried as a reserve.

<u>General Revenue Fund</u>	<u>Harness Horse Racing Promo. Trust Fund</u>	<u>Quarter Horse Racing Promo. Trust Fund</u>	<u>Racing Scholarship Trust Fund</u>	<u>Principal State School Trust Fund</u>	<u>Bicentennial Trust Fund</u>	<u>Total All Funds</u>
						878,283.46
						550.00
						<u>877,733.46</u>
						24,550.00
						204,545.95
25,156,140.28						65,107,268.67
225.00						12,669.56
						16,134.65
3,020,383.49	91,475.13	25,934.35				3,137,792.97
543,825.48						543,825.48
10,500.00						45,570.41
			733,734.71		658,992.60	1,392,727.31
				943,267.65		943,267.65
<u>28,731,074.25</u>	<u>91,475.13</u>	<u>25,934.35</u>	<u>733,734.71</u>	<u>943,267.65</u>	<u>658,992.60</u>	<u>71,428,352.65</u>
28,731,074.25	91,475.13	25,934.35	733,734.71	943,267.65	658,992.60	72,306,086.11
						366,703.57
						793,846.69
						1,943,449.35
						1,344.74
10,500.00						45,510.41
						9,500.00
						165,368.00
28,720,574.25						36,571,367.31
	91,475.13	25,934.35				117,409.48
			733,734.71	943,267.65		1,677,002.36
					658,992.60	658,992.60
						29,915,500.00
						763.00
						(671.40)
<u>28,731,074.25</u>	<u>91,475.13</u>	<u>25,934.35</u>	<u>733,734.71</u>	<u>943,267.65</u>	<u>658,992.60</u>	<u>72,266,086.11</u>
						40,000.00

EXHIBIT "D"
DEPARTMENT OF BUSINESS REGULATION
DIVISION OF PARI-MUTUEL WAGERING

DETAIL OF EXPENDITURES AND ENCUMBRANCES—TOTAL ALL FUNDS
FOR THE FISCAL YEAR ENDED JUNE 30, 1973

Operating Expenditures and Encumbrances

Administrative Salaries:

General Office	169,330.72	
Laboratory	83,889.52	
Professional Fees	<u>12,945.22</u>	266,165.46

Track Supervision Salaries:

Track/Fronton Chief Auditors . . .	101,465.61	
Greyhound Racing Associations . .	385,246.44	
Jai-Alai Frontons	130,521.85	
Horse Racing Association	174,151.88	
Harness Track Association	45,655.04	
Quarter Horse Track Association . .	<u>24,873.17</u>	861,913.99

Retirement and Social Security

Matching Amounts	30,497.76	
Health Insurance	<u>1,973.05</u>	<u>32,470.81</u>

TOTAL SALARY EXPENSE 1,160,550.26

Traveling Expenses:

Employees	21,804.42	
TOTAL TRAVEL EXPENSE		21,804.42

Miscellaneous Laboratory Expenses:

Chemicals and Supplies	14,061.56	
Freight, Express and Cartage	701.96	
Insurance and Surety Bonds	913.23	
Laundry Service	374.40	
Maintenance Contracts	95.25	
Miscellaneous Laboratory Services .	186.00	
Personnel Board Expense	373.20	
Postage	2,601.85	
Printing	714.00	
Rental	7,452.00	
Repairs to Equipment	853.10	
Stationery, Office Supplies	95.16	
Telephone, Laboratory	<u>177.76</u>	28,599.47

Miscellaneous Administrative Expenses:

Credit Information	4.00	
Detention Barn Supplies	864.08	
Film Supplies	1,823.53	

Fingerprint Supplies	242.59	
Freight Express and Cartage	214.18	
Insurance and Surety Bond	9,806.44	
Judge's Fees—Occupational Licenses	5,641.00	
Maintenance Contracts	9,257.28	
Miscellaneous Office Services	7,844.00	
Miscellaneous Office Supplies	535.45	
Miscellaneous Other Expenses	76.53	
Personnel Board Expense	2,426.80	
Photocopy Supplies	13.30	
Photo Processing	347.67	
Postage	5,361.78	
Printing	4,407.00	
Rental—Miami Office	16,272.00	
Rental Equipment	569.98	
Rental—Reproduction Equipment	1,062.63	
Reproduction Services	925.93	
Repairs of Equipment	624.35	
Stationery, Office Supplies	4,672.45	
Telephone, Office	7,365.75	
Telephone, Tracks—Frontons	301.21	
Unemployment Compensation Expense	<u>1,716.76</u>	<u>82,376.69</u>
TOTAL MISCELLANEOUS EXPENSES		110,976.16
 Capital Outlay:		
Laboratory	409.94	
Office Furniture and Equipment	1,242.80	
Books	<u>17.00</u>	<u>1,669.74</u>
TOTAL CAPITAL OUTLAY		<u>1,669.74</u>
TOTAL DIVISION OPERATING EXPENSES:		1,295,000.58
 Non-Operating Expenditures and Adjustments:		
Refunds	45,510.41	
Transfer to Office of Executive Director	165,368.00	
Transfer to General Revenue Fund	36,571,367.31	
Transfer to Dept. of Agriculture	117,409.48	
Transfer to Dept. of Education	1,677,002.36	
Transfer to Dept. of Commerce	658,992.60	
Distribution to Counties	29,915,500.00	
Adjustments to Prior Year Expenses	(671.40)	
Service Charge to General Revenue	1,560,945.44	
Payment of Awards	<u>259,661.33</u>	
TOTAL NON-OPERATING EXPENDITURES AND ADJUSTMENTS		<u>70,971,085.53</u>
TOTAL EXPENDITURES, ENCUMBRANCES AND ADJUSTMENTS		<u>72,266,086.11</u>

EXHIBIT "E"

DEPARTMENT OF BUSINESS REGULATION
 DIVISION OF PARI-MUTUEL WAGERING
 STATEMENT OF EXPENDITURES AND ENCUMBRANCES
 COMPARED WITH AUTHORIZATIONS
 FOR THE FISCAL YEAR ENDED JUNE 30, 1973

	<i>1972-73 Authorized Budget</i>	<i>Revisions</i>	<i>1972-73 Revised Budget</i>	<i>1971-72 Reserve For Encum- brances</i>
<u>Operating Fund</u>				
Salaries	371,795.00	24,031.00	395,826.00	
Other Personal Services	793,554.00	12,000.00	805,554.00	
Expense	1,171,318.00	115,502.00	1,286,820.00	
Operating Capital Outlay	5,000.00		5,000.00	
Refunds	3,500.00	35,060.00	38,560.00	
Transfers to Department of Insurance		9,500.00	9,500.00	
Transfers to Office of Ex. Director	165,368.00	891.00	166,259.00	
Distribution: General Revenue Fund	5,500,000.00	1,800,000.00	7,300,000.00	
Distribution: Aid to Counties	21,038,000.00		21,038,000.00	
TOTAL FUND:	<u>29,048,535.00</u>	<u>1,996,984.00</u>	<u>31,045,519.00</u>	
<u>Additional Harness & Dog Track Tr. Fund</u>				
Expense	400,672.00	50,000.00	450,672.00	
Distribution: General Revenue Fund	1,500,000.00	1,100,000.00	2,600,000.00	
Distribution: Aid to Counties	8,877,500.00		8,877,500.00	
TOTAL FUND:	<u>10,778,172.00</u>	<u>1,150,000.00</u>	<u>11,928,172.00</u>	
<u>Florida Horse Racing Promotional Trust Fund</u>				
Expense	275,000.00		275,000.00	
TOTAL FUND:	<u>275,000.00</u>		<u>275,000.00</u>	
TOTAL ALL FUNDS:	<u>40,101,707.00</u>	<u>3,146,984.00</u>	<u>43,248,691.00</u>	

<u>Total Available Budget</u>	<u>1972-73 Expenditures</u>	<u>1972-73 Encumbrances</u>	<u>71-72 Reserve For Encumbrances Unexpended 12/31/72</u>	<u>71-72 Expense Paid From 72-73 Budget</u>	<u>Prepaid Expense</u>		<u>1972-73 Unencumbered Balance</u>
					<u>From Prior Year Expended in 72-73</u>	<u>For Future Year Paid in 72-73</u>	
395,826.00	366,703.57						29,122.43
805,554.00	793,846.69						11,707.31
1,286,820.00	1,252,061.53	438.00		706.26	(1,149.59)	1,259.31	33,504.49
5,000.00	1,344.74	325.00					3,330.26
38,560.00	35,010.41			60.00			3,489.59
9,500.00	9,500.00						
166,259.00	165,368.00						891.00
7,300,000.00	5,780,213.79			1,685,577.75			(165,791.54)
21,038,000.00	21,038,000.00						
<u>31,045,519.00</u>	<u>29,442,048.73</u>	<u>763.00</u>		<u>1,686,344.01</u>	<u>(1,149.59)</u>	<u>1,259.31</u>	<u>(83,746.46)</u>
450,672.00	431,726.49						18,945.51
2,600,000.00	1,627,146.86			760,948.54			211,904.60
8,877,500.00	8,877,500.00						
<u>11,928,172.00</u>	<u>10,936,373.35</u>			<u>760,948.54</u>			<u>230,850.11</u>
275,000.00	259,661.33						15,338.67
<u>275,000.00</u>	<u>259,661.33</u>						<u>15,338.67</u>
<u>43,248,691.00</u>	<u>40,638,083.41</u>	<u>763.00</u>		<u>2,447,292.55</u>	<u>(1,149.59)</u>	<u>1,259.31</u>	<u>162,442.32</u>

EXHIBIT "F"

DEPARTMENT OF BUSINESS REGULATION
DIVISION OF PARI-MUTUEL WAGERINGSTATEMENT OF REVENUE - ESTIMATED AND ACTUAL
FOR THE FISCAL YEAR ENDED JUNE 30, 1973

	<i>Estimated Revenue</i>	<i>Actual Revenue</i>	<i>Actual Over (Under) Estimate</i>
Operating Trust Fund			
Pari-Mutuel Taxes	26,611,875.00	28,591,580.94	1,979,705.94
Licenses	175,000.00	204,545.95	29,545.95
Fees	20,000.00	24,550.00	4,550.00
Miscellaneous Revenue	15,000.00	12,444.56	(2,555.44)
Investment Income		13,914.46	13,914.46
TOTAL OPERATING TRUST FUND	26,821,875.00	28,847,035.91	2,025,160.91
Additional Dog and Harness Trust Fund			
Pari-Mutuel Taxes	10,580,625.00	11,099,886.14	519,261.14
Investment Income		2,220.19	2,220.19
TOTAL ADDITIONAL DOG & HARNESS TRUST FUND	10,580,625.00	11,102,106.33	521,481.33
Horse Racing Promotional Trust Fund			
Pari-Mutuel Taxes	225,000.00	259,661.31	34,661.31
General Revenue Fund			
Pari-Mutuel Taxes	23,405,625.00	25,156,140.28	1,750,515.28
Breaks	3,000,325.00	3,020,383.49	20,058.49
Breaks-(Chapter 29810)	526,550.00	543,825.48	17,275.48
Miscellaneous Revenue	5,000.00	225.00	(4,775.00)
TOTAL GENERAL REVENUE FUND	26,937,500.00	28,720,574.25	1,783,074.25
Other Agency Funds			
Harness Horse Racing Promotional Trust Fund	80,000.00	91,475.13	11,475.13
Quarter Horse Racing Promotional Trust Fund	25,000.00	25,934.35	934.35
Racing Scholarship Trust Fund	725,000.00	733,734.71	8,734.71
Principal State School Trust Fund	705,000.00	943,267.65	238,267.65
Bicentennial Trust Fund	400,000.00	658,992.60	258,992.60
TOTAL ALL FUNDS:	66,500,000.00	71,382,782.24	4,882,782.24

Track / Fronton Revenues						
& se no 1-	Fla. Horse Tracks Purse Pools	Track Allowance Up To \$170. Per Race	Net Track Commission & Sliding Scale 10/17	Fronton Breakage	Total Track Revenue from P/M Handle	Distributed To Public from P/M Handle
	\$ 299,540.00	\$ 4,308,388.70			\$ 4,607,928.70	\$ 37,035,882.32
	144,670.00	3,532,700.00			3,677,370.00	29,891,204.02
	307,700.00	1,367,084.00			1,674,784.00	12,781,777.28
	301,580.00	2,826,994.50			3,128,574.50	24,828,451.91
	277,780.00	3,083,946.70			3,361,726.70	26,822,922.58
	307,700.00	4,919,378.10			5,227,078.10	42,121,155.71
	245,820.00	2,287,430.90			2,533,250.90	20,105,120.50
	251,260.00	876,872.80			1,128,132.80	8,458,210.34
	209,404.98	229,986.62			439,391.60	2,758,150.78
	256,360.00	2,740,221.60			2,996,581.60	23,868,910.14
	239,530.00	1,721,910.80			1,961,440.80	15,385,777.72
	311,270.00	1,445,005.10			1,756,275.10	13,443,300.98
	299,540.00	5,757,125.50			6,056,665.50	49,001,717.82
	307,700.00	2,577,806.00			2,885,506.00	22,791,774.53
	301,410.00	2,903,601.40			3,205,011.40	25,457,606.40
	259,420.00	734,794.10			994,214.10	7,322,259.55
	450,500.00	9,320,670.00			9,771,170.00	79,149,399.18
	\$4,771,184.98	\$50,633,916.82			\$ 55,405,101.80	\$441,223,621.76
		12% Comm.	50%			
		\$ 2,908,175.28	\$ 34,051.02	\$ 2,942,226.30	\$ 20,046,759.66	
		1,717,899.12	17,540.11	1,735,439.23	11,847,053.04	
		1,996,221.48	19,271.99	2,015,493.47	13,768,653.80	
		5,188,859.40	49,620.59	5,238,479.99	35,790,366.22	
		163,417.08	1,767.43	165,184.51	1,126,762.18	
		1,358,673.00	12,962.45	1,371,635.45	9,371,562.50	
		3,164,661.24	31,218.72	3,195,879.96	21,826,468.60	
		2,277,537.84	20,392.22	2,297,930.06	15,712,184.70	
		\$18,775,444.44	\$186,824.53	\$ 18,962,268.97	\$129,489,810.70	
6		\$ 526,288.66		\$ 526,288.66	\$ 2,618,943.64	
7		2,418,680.11		2,418,680.11	17,868,392.48	
3		\$ 2,944,968.77		\$ 2,944,968.77	\$ 20,487,336.12	
35		\$ 929,062.25		\$ 929,062.25	\$ 5,216,493.87	
		1%, 2%, 4% Comm. & 100% Breakage				
	\$1,549,585.34	\$ 7,019,372.11		\$ 8,568,957.45	\$ 63,788,468.38	
	105,427.38	1,852,168.72		1,957,596.10	10,402,219.90	
	2,665,708.50	2,399,137.54		5,064,846.04	43,747,634.85	
	3,485,257.60	3,136,731.74		6,621,989.34	57,259,145.30	
	2,137,173.00	1,923,455.57		4,060,628.57	35,207,557.70	
	\$9,943,151.82	\$16,330,865.68		\$26,274,017.50	\$210,405,026.13	
18	\$9,943,151.82	\$4,771,184.98	\$89,614,257.96	\$186,824.53	\$104,515,419.29	\$806,822,288.58

P

EXHIBIT "G" FISCAL YEAR 1972-1973 SUMMARY OF RACING REVENUES

Table with columns: Sources of Racing Revenues, No. Days Racing, No. Performances Held, Paid Attendance, Pari-Mutuel Handle, Tax on Attendance, Net Commission & Sliding Scale on P/M Handle 3/17, Net Commission & Sliding Scale on P/M Handle 2/17, 2/17 of Net Commission P/M Handle, Breakage 25%, Breakage 75%, Total State Tax Revenue, Trust Fund Revenues (Fla. Horse Racing Promotion Trust Fund - Breakage, Fla. Harness & Quarter Horse Racing Promos Trust Fund - Breakage), Track / Fronton Revenues (Fla. Horse Tracks Purse Pools, Track Allowance Up To \$170. Per Race, Net Track Commission & Sliding Scale 10/17, Fronton Breakage, Total Track Revenue from P/M Handle), Distributed To Public from P/M Handle.

In addition to Grand Total Receipts See Exhibits "H," "I," and "J" for other funds collected.

OTHER INCOME: Occupational Licenses \$ 204,696.20 Stable/Kennel Name Registrations 24,550.00 Miscellaneous 28,804.21 TOTAL OTHER INCOME 258,050.41 GRAND TOTAL RECEIPTS \$68,669,834.19

EXHIBIT "G" FISCAL YEAR 1972-1973 SUMMARY OF RACING REVENUES

Sources of Racing Revenues	No. Days Racing	No. Races Performed Held	Paid Attendance	Pari-Mutuel Handle	Tax on Attendance	Net Commission & Sliding Scale		2/17 of Net Commission P/M Handle	Breakage 25%	Breakage 75%	Total State Tax Revenue	Trust Fund Revenues		Track / Fronton Revenues			Total Track Revenue from P/M Handle	Distributed To Public from P/M Handle	
						on P/M Handle 3/17	on P/M Handle 2/17					Fla. Horse Racing Promotion Trust Fund— Breakage	Fla. Harness & Quarter Horse Racing Promotion Trust Fund— Breakage	Fla. Horse Tracks Purse Pools	Track Allowance Up To \$170. Per Race	Net Track Commission & Sliding Scale 10/17			Fronton Breakage
GRAND TOTAL RECEIPTS \$68,669,834.19																			
						OTHER INCOME:													
						Occupational Licenses \$ 204,696.20													
						Stable/Kennel Name Registrations 24,550.00													
						Miscellaneous 28,804.21													
						TOTAL OTHER INCOME 258,050.41													
In addition to Grand Total Receipts See Exhibits "H," "I," and "J" for other funds collected.																			
GRAND TOTAL RECEIPTS \$68,669,834.19																			
ALL TRACKS AND FRONTONS 3,019 4,019 13,747,714 \$978,174,354.00 \$1,952,208.44 \$26,639,340.15 \$25,156,140.28 \$10,556,060.66 \$543,825.43 \$3,564,208.82 \$68,411,783.78 \$259,661.31 \$117,409.48 \$9,943,151.82 \$4,771,184.98 \$89,614,257.96 \$186,824.53 \$104,515,419.29 \$806,822,288.58																			
HORSE TRACKS 290 290 2,040,654 \$255,901,865.00 \$ 546,755.21 \$ 5,926,438.05 \$11,408,288.88 \$1,628,433.13 \$19,509,915.27 \$259,661.31 \$9,943,151.82 \$16,330,865.68 \$26,274,017.50 \$210,405,026.13																			
RACING ASSOCIATIONS																			
Park, Inc. at Calder 40 40 282,642 42,743,460.00 81,339.49 1,282,303.80 1,923,455.83 269,514.10 3,556,613.22 2,137,173.00 1,923,455.57 4,060,628.57 35,207,557.70																			
Park, Inc. 40 40 482,544 69,705,152.00 177,840.55 2,091,154.56 3,136,731.94 596,130.86 6,001,857.91 3,485,257.60 3,136,731.74 6,621,989.34 57,259,145.30																			
Am Park Racing Assn., Inc. 40 40 469,473 53,314,170.00 146,529.80 1,599,425.10 2,399,137.76 503,126.25 4,648,218.91 2,665,708.50 2,399,137.54 5,064,846.04 43,747,634.85																			
Stable and Turf Club, Inc. 50 50 161,282 12,659,816.00 30,078.18 225,000.00 75,000.00 330,078.18 105,427.38 1,852,168.72 1,957,596.10 10,402,219.90																			
Race Course, Inc. 120 120 644,713 \$ 77,479,267.00 \$ 110,967.19 \$ 728,554.59 \$ 3,873,963.35 259,661.92 \$ 4,973,147.05 \$259,661.31 \$1,549,585.34 \$ 7,019,372.11 \$ 8,568,957.45 \$ 63,788,468.38																			
HARNESSTRAK 155 155 441,261 \$ 25,247,415.00 \$ 68,445.95 \$ 729,390.03 \$ 463,010.02 \$ 439,760.02 \$ 91,474.91 \$ 1,792,080.93 \$ 91,475.13 \$ 2,944,968.77 \$ 2,944,968.77 \$ 20,487,336.12																			
FRONTONS																			
Stables, Inc. 103 103 381,050 21,988,001.00 57,867.55 659,640.03 439,760.02 439,760.02 80,884.17 1,677,911.79 80,884.17 2,418,680.11 2,418,680.11 17,868,392.48																			
Park & Fairgrounds, Inc. 52 52 60,211 \$ 3,259,414.00 \$ 10,578.40 \$ 69,750.00 \$ 23,250.00 \$ 10,590.74 \$ 114,169.14 \$ 10,590.96 \$ 526,288.66 \$ 526,288.66 \$ 2,618,943.64																			
JAI-ALAI FRONTONS 770 1,110 3,368,573 \$156,462,037.00 447,526.16 \$ 4,693,861.11 \$ 3,129,240.74 \$ 186,855.48 \$ 8,457,483.49 \$18,775,444.44 \$186,824.53 \$ 18,962,268.97 \$129,489,810.70																			
FLA. GREYHOUND TRACKS 1,748 2,408 7,769,858 534,215,612.00 872,407.90 15,177,150.96 10,118,100.64 10,116,300.64 543,825.43 \$1,631,510.77 \$38,459,296.34 \$4,771,184.98 \$50,633,916.82 \$ 55,405,101.80 \$441,223,621.76																			
FLA. HOUND RACING ASSOCIATIONS																			
Belmont Kennel Club, Inc. 105 155 268,515 15,480,840.00 32,557.80 410,125.20 273,416.80 273,416.80 16,829.39 50,490.53 1,056,836.52 1,674,784.00 12,781,777.28																			
Myers Corporation 105 155 485,880 32,473,467.00 53,192.91 925,184.01 616,789.34 616,789.34 32,513.22 97,541.81 2,342,010.63 3,361,726.70 26,822,922.58																			
Beach Kennel Club, Inc. 102 152 434,978 30,043,945.00 51,337.81 848,098.35 565,398.90 565,398.90 27,005.06 81,017.38 2,138,256.40 3,128,574.50 24,828,451.91																			
Palm Beach Kennel Club, Inc. 105 139 485,880 32,473,467.00 53,192.91 925,184.01 616,789.34 616,789.34 32,513.22 97,541.81 2,342,010.63 3,361,726.70 26,822,922.58																			
South Florida Kennel Club, Inc. 105 155 717,461 51,003,781.00 83,047.44 1,475,813.43 983,875.62 983,875.62 52,995.07 158,987.45 3,738,594.63 5,227,078.10 42,121,155.71																			
Orange County Kennel Club, Inc. 104 122 369,556 24,320,309.00 39,494.41 686,229.27 457,486.18 457,486.18 20,183.53 60,552.44 1,721,432.01 2,533,250.90 20,105,120.50																			
Seminole County Kennel Club, Inc. 102 124 163,085 10,246,728.00 17,904.98 263,061.84 175,374.56 175,374.56 11,643.03 34,930.87 678,289.84 1,128,132.80 8,458,210.34																			
Brexit Association, Ltd. 105 119 58,236 3,342,310.00 6,089.97 55,971.90 37,314.60 35,514.60 3,991.30 11,975.22 150,857.59 439,391.60 2,758,150.78																			
Beach Kennel Club, Inc. 100 128 420,837 28,910,216.00 47,419.89 822,066.48 548,044.32 548,044.32 31,642.00 94,927.14 2,092,144.15 2,996,581.60 23,868,910.14																			
Park Kennel Club, Inc. 100 119 291,496 18,628,108.00 33,010.01 516,573.24 344,382.16 344,382.16 18,887.54 56,664.38 1,313,899.49 1,961,440.80 15,385,777.72																			
Greyhound Racing, Inc. 106 157 242,149 16,281,051.00 30,468.22 433,501.53 289,001.02 289,001.02 17,492.24 52,479.11 1,111,943.14 1,756,275.10 13,443,300.98																			
Sarasota Kennel Club, Inc. 101 151 860,774 59,333,255.00 97,492.07 1,727,137.65 1,151,425.10 1,151,425.10 61,220.32 183,663.51 4,372,363.75 6,056,665.50 49,001,717.82																			
Orlando Kennel Club, Inc. 105 155 394,055 27,588,060.00 43,884.44 773,341.80 515,561.20 515,561.20 26,578.26 79,737.01 1,954,663.91 2,885,506.00 22,791,774.53																			
Kennel Club, Inc. 101 152 433,867 30,809,014.00 49,191.85 871,080.42 580,720.28 580,720.28 28,468.29 85,406.93 2,195,588.05 3,205,011.40 25,457,606.40																			
Alachua County Kennel Club, Inc. 106 129 170,555 8,873,941.00 17,524.36 220,438.23 146,958.82 146,958.82 10,777.35 32,334.13 574,991.71 994,214.10 7,322,259.55																			
Glen Associates, Ltd. 152 227 1,341,077 95,856,700.00 147,765.22 2,796,201.00 1,864,134.00 1,864,134.00 102,914.61 308,747.21 7,083,896.04 9,771,170.00 79,149,399.18																			




EXHIBIT "H"
DIVISION OF PARI-MUTUEL WAGERING
FROM EXTRA DAYS OF RACING FOR
BOARD OF REGENTS - SCHOLARSHIP FUND

Associated Outdoor Clubs, Inc.	\$ 28,363.67
Bonita-Ft. Myers Corp.	13,220.69
Calder Race Course, Inc.	99,238.20
Dania Jai-Alai Palace, Inc.	12,795.20
Daytona Beach Kennel Club, Inc.	14,350.21
Florida Downs & Turf Club	15,300.07
Florida Jai-Alai	7,497.26
The Fronton, Inc.	9,031.49
Hialeah Race Course, Inc.	71,864.06
Investment Corporation of Palm Beach	19,263.32
Investment Corporation of South Florida	42,673.60
Jacksonville Kennel Club, Inc.	16,765.04
Jefferson County Kennel Club, Inc.	5,985.89
Keys Racing Association, Ltd.	1,830.66
Miami Beach Kennel Club, Inc.	20,755.96
Miami Jai-Alai, Inc.	58,153.97
Orange Park Kennel Club, Inc.	13,948.67
Pensacola Greyhound Racing, Inc.	8,021.34
St. Petersburg Kennel Club, Inc.	39,889.92
Sanford-Orlando Kennel Club, Inc.	11,493.90
Sarasota Kennel Club, Inc.	20,484.89
Sports Palace, Inc.	6,400.00
Tampa Jai-Alai, Inc.	12,987.17
Tourists Attractions, Inc.	12,954.17
Tropical Park, Inc. at Calder	70,348.03
Volusia Jai-Alai, Inc.	7,700.00
Washington County Kennel Club, Inc.	3,858.79
West Flagler Associates, Ltd.	88,558.54
TOTAL RECEIPTS DEPOSITED TO	
SCHOLARSHIP FUND	<u>\$733,734.71</u>

EXHIBIT "I"
DIVISION OF PARI-MUTUEL WAGERING
FROM ESCHEATED PARI-MUTUEL TICKETS FOR
PRINCIPAL OF STATE SCHOOL FUND

	From 1970-71 Season	From 1971-1972 Season	Grand Total
Associated Outdoor Clubs, Inc.	\$	\$ 37,292.80	\$
Biscayne Kennel Club, Inc.		45,277.40	
Bonita-Ft. Myers Corp.	17,672.30	20,157.20	
Calder Race Course, Inc.	54,720.00		
Dania Jai-Alai, Inc.		37,051.10	
Daytona Beach Kennel Club, Inc.	31,195.90		
Florida Downs and Turf Club		14,453.45	
Florida Jai-Alai, Inc.		14,770.90	
The Fronton, Inc.		22,965.00	
Gator Downs Racing	4,398.00		
Hialeah Park, Inc.		50,953.80	
Investment Corporation of Palm Beach, Inc.		30,672.90	
Investment Corporation of South Florida		42,866.70	
Jacksonville Kennel Club, Inc.		16,407.60	
Jefferson County Kennel Club, Inc.	7,238.80		
Keys Racing Association, Ltd.		4,930.60	
Miami Beach Kennel Club, Inc.		26,287.00	
Miami Jai-Alai, Inc.	45,079.50	60,365.00	
Orange Park Kennel Club, Inc.		16,564.20	
Pensacola Greyhound Racing, Inc.	17,325.20		
St. Petersburg Kennel Club, Inc.		61,547.80	
Sanford-Orlando Kennel Club, Inc.		25,546.80	
Sarasota Kennel Club, Inc.	27,058.30		
Sports Palace, Inc.		15,431.80	
Tampa Jai-Alai, Inc.	21,755.30	28,936.20	
Tourists Attractions, Inc.		30,469.30	
Tropical Park, Inc.		29,952.90	
Volusia Jai-Alai, Inc.	21,022.60		
Washington County Kennel Club, Inc.	11,384.70		
West Flagler Associates, Ltd.	51,516.60		
TOTAL RECEIPTS DEPOSITED TO SCHOOL FUND	<u>\$310,367.20</u>	<u>\$632,900.45</u>	<u>\$943,267.65</u>

EXHIBIT "J"
DIVISION OF PARI-MUTUEL WAGERING
FROM EXTRA DAYS OF RACING TO
BICENTENNIAL COMMISSION

Associated Outdoor Clubs, Inc.	\$ 18,408.09
Biscayne Kennel Club, Inc.	25,317.56
Bonita Ft. Myers Corp.	15,678.72
Calder Race Course, Inc.	50,679.11
Dania Jai-Alai Palace, Inc.	35,878.68
Florida Downs & Turf Club, Inc.	12,079.87
Florida Jai-Alai, Inc.	10,061.82
The Fronton, Inc.	24,209.75
Gulfstream Park Racing Association, Inc.	54,943.00
Hialeah Park, Inc.	63,767.02
Investment Corporation of South Florida	92,780.78
Miami Beach Kennel Club, Inc.	16,496.43
Miami Jai-Alai, Inc.	10,813.77
Pensacola Greyhound Racing, Inc.	6,972.48
St. Petersburg Kennel Club, Inc.	31,540.39
Sanford Orlando Kennel Club, Inc.	16,500.68
Sarasota Kennel Club, Inc.	12,897.33
Sports Palace, Inc.	7,200.00
Tampa Jai-Alai, Inc.	1,746.20
Tropical Park Inc. at Calder	62,731.99
Volusia Jai-Alai, Inc.	9,550.00
West Flagler Associates, Ltd.	78,738.93
TOTAL RECEIPTS DEPOSITED	<u><u>\$658,992.60</u></u>

EXHIBIT "K"
 DIVISION OF PARI-MUTUEL WAGERING
 RACING REVENUE COLLECTED BY
 GEOGRAPHICAL LOCATION

Brevard County	\$	\$		
Sports Palace, Inc.			608,682.13	.89%
Broward County				
Gator Downs at Pompano Park . . .	193,007.75			
Gulfstream Park Racing Assn, Inc.	4,648,218.91			
Investment Corp. of South Florida	3,738,594.63			
Dania Jai-Alai, Inc.	1,350,482.47			
Tourist Attractions, Inc.	<u>1,677,911.79</u>		11,608,215.55	16.90%
Clay County				
Orange Park Kennel Club, Inc. . . .			1,313,899.49	1.91%
Dade County				
Gen. Office—Misc. Receipts and Licenses	258,050.41			
Biscayne Kennel Club, Inc.	2,658,924.17			
Calder Race Course	4,973,147.05			
Hialeah Park, Inc.	6,001,857.91			
Miami Beach Kennel Club, Inc. . . .	2,092,144.15			
Miami Jai-Alai, Inc.	2,335,945.09			
Tropical Park, Inc. at Calder	3,556,613.22			
West Flagler Assoc., Ltd.	<u>7,083,896.04</u>		28,960,578.04	42.17%
Duval County				
Jacksonville Kennel Club, Inc. . . .			1,721,432.01	2.51%
Escambia County				
Pensacola Greyhound Racing, Inc.			1,111,943.14	1.62%
Hillsborough County				
Associated Outdoor Clubs, Inc. . . .	3,274,604.31			
Florida Downs and Turf Club, Inc.	330,078.18			
Tampa Jai-Alai, Inc.	<u>1,413,128.81</u>		5,017,811.30	7.31%
Jefferson County				
Jefferson County Kennel Club, Inc.			678,289.84	.99%
Lee County				
Bonita-Ft. Myers Corporation			1,056,836.52	1.53%
Marion				
Ocala Jai Alai, Inc.			75,158.07	.11%
Monroe County				
Keys Racing Assoc., Ltd.			150,857.59	.22%

Palm Beach County			
The Fronton, Inc.	897,458.45		
Investment Corp. of Palm Beach . .	<u>2,342,010.63</u>	3,239,469.08	4.72%
Pinellas County			
St. Petersburg Kennel Club, Inc. . .		4,372,363.75	6.37%
Sarasota County			
Sarasota Kennel Club, Inc.		2,195,588.05	3.20%
Seminole County			
Florida Jai-Alai, Inc.	767,054.09		
Sanford-Orlando Kennel Club, Inc.	1,954,663.91		
Seminole Park & Fairgrounds, Inc.	<u>114,169.14</u>	2,835,887.14	4.13%
Volusia County			
Daytona Beach Kennel Club, Inc. . .	2,138,256.40		
Volusia Jai-Alai, Inc.	<u>1,009,574.38</u>	3,147,830.78	4.58%
Washington County			
Washington County Kennel Club, Inc.		<u>574,991.71</u>	.84%
TOTAL FISCAL YEAR RECEIPTS		<u>\$68,669,834.19</u>	<u>100.00%</u>

NOTE: These figures do not include any Scholarship/Charity Day, or Breakage Trust Fund amounts.

EXHIBIT "L"
DIVISION OF PARI-MUTUEL WAGERING
PAID ATTENDANCE, PARI-MUTUEL HANDLE, STATE REVENUE
Season 1931-32 Thru Season 1972-73

Season	Number of Racing Days	Total Paid Attendance	Total Pari-Mutuel Handle	State Revenue as a Per Cent of Handle	Total State Revenue
1931-1932 . . .	462	1,157,161 \$	17,365,424.00	4.24% \$	737,300.70
1932-1933 . . .	550	1,281,017	19,146,938.00	3.99	763,877.09
1933-1934 . . .	609	1,591,024	27,549,567.00	3.89	1,072,364.22
1934-1935 . . .	775	2,024,636	36,577,493.00	3.83	1,401,176.87
1935-1936 . . .	906	1,854,292	38,826,132.00	3.70	1,436,957.07
1936-1937 . . .	1,029	2,330,964	50,121,647.00	3.67	1,838,338.53
1937-1938 . . .	1,053	2,401,367	54,047,114.00	3.64	1,969,740.68
1938-1939 . . .	1,025	2,373,271	55,272,416.00	3.62	2,000,758.63
1939-1940 . . .	1,057	2,517,436	64,388,377.00	3.58	2,302,834.13
1940-1941 . . .	902	2,695,464	68,280,202.00	3.57	2,436,374.09
1941-1942 . . .	972	2,195,080	63,601,585.00	6.91	4,392,861.86
1942-1943 . . .	734	854,256	26,658,646.00	4.00	1,066,087.70
1943-1944 . . .	982	2,458,933	109,561,969.00	6.23	6,824,272.72
1944-1945 . . .	333	945,341	35,171,557.00	5.71	2,007,853.08
1945-1946 . . .	1,442	4,448,084	211,571,289.00	7.35	15,554,033.94
1946-1947 . . .	1,298	4,444,543	194,710,333.00	7.54	14,680,730.51
1947-1948 . . .	1,318	4,344,479	180,647,561.00	7.50	13,542,407.27
1948-1949 . . .	1,404	4,641,038	178,171,736.00	7.42	13,222,461.84
1949-1950 . . .	1,377	4,539,742	178,842,858.00	7.33	13,101,521.89
1950-1951 . . .	1,378	4,643,293	204,385,597.00	7.34	14,997,486.10
1951-1952 . . .	1,432	5,279,674	248,728,380.00	7.27	18,090,497.77
1952-1953 . . .	1,549	5,732,369	272,696,059.00	7.24	19,734,513.61
1953-1954 . . .	1,722	5,812,577	276,681,999.00	7.24	20,026,021.78
1954-1955 . . .	1,731	5,809,467	284,044,131.00	7.22	20,521,462.81
1955-1956 . . .	1,879	5,915,941	310,681,432.00	7.78	24,180,833.82
1956-1957 . . .	1,907	6,035,932	322,948,073.00	7.73	24,969,496.52
1957-1958 . . .	2,012	5,626,152	315,546,506.00	7.70	24,306,949.76
1958-1959 . . .	2,055	5,966,709	329,141,335.00	7.64	25,157,459.81
1959-1960 . . .	2,180	6,209,688	347,947,488.00	7.65	26,609,331.64
1960-1961 . . .	2,216	6,328,535	344,173,946.00	7.60	26,163,297.64
1961-1962 . . .	2,273	6,735,583	363,082,896.00	7.55	27,420,986.32
1962-1963 . . .	2,276	6,919,691	374,598,480.00	7.58	28,392,064.52
1963-1964 . . .	2,335	7,878,991	418,056,340.00	7.54	31,503,458.39
1964-1965 . . .	2,318	8,537,248	462,298,032.00	7.57	34,984,262.18
1965-1966 . . .	2,498	8,969,589	500,471,936.00	7.53	37,667,499.22
1966-1967 . . .	2,596	9,020,232	515,430,636.00	7.45	38,408,241.36
1967-1968 . . .	2,537	9,459,239	563,772,040.00	7.45	41,980,547.50
1968-1969 . . .	2,623	9,912,630	630,034,977.00	7.42	46,743,699.90
1969-1970 . . .	2,678	10,735,962	712,244,838.00	7.28	51,882,798.39
1970-1971 . . .	2,873	11,737,046	778,550,830.00	7.18	55,876,621.72
1971-1972 . . .	2,959	12,769,157	864,502,920.00	7.06	61,038,724.52
1972-1973 . . .	3,019	13,747,714	978,174,354.00	7.02	68,669,716.49
Totals	69,274	228,881,547	\$12,028,706,069.00	7.23%	\$869,677,924.59

Distribution of State Revenue:

To Counties	425,098,035.31
To State General Fund	407,421,330.86
To State General Fund—Service Charges	17,007,958.40
Operating Expenses	20,110,550.02
Cash Reserve as of June 30, 1973	40,050.00
TOTAL	\$869,677,924.59

NOTE: These figures do not include Board of Regents Scholarship, Escheat Ticket, Educational Survey or Horse, Quarter Horse and Harness Racing Promotion Trust Fund Receipts.

EXHIBIT "M"
DIVISION OF PARI-MUTUEL WAGERING
SUMMARY OF ADDITIONAL DAYS OF RACING HELD FOR
CHARITABLE PURPOSES DURING FISCAL PERIOD

	<i>Date</i>	<i>Statutory Authority</i>	<i>Beneficiary</i>	<i>Paid Attendance</i>	<i>Pari-Mutuel Handle</i>
Associated Outdoor Clubs, Inc.	9-11-72	550-035	Bicentennial Fund	2,445	\$ 169,512.00
	9-12-72	63-738	Scholarship	4,033	242,054.00
	9-19-72	550.03	Univ. of Tampa Charity	3,585	217,064.00
	9-26-72	550.08	Bd. of Regents	3,526	226,322.00
Biscayne Kennel Club, Inc.	5-31-73	550.03	Barry College	6,030	509,442.00
Bonita-Ft. Myers Corporation	12-05-72	550.03	Charity	1,222	78,456.00
	12-12-72	550.08	Bd. of Regents	952	60,772.00
	12-14-72	550.035	Bicentennial Fund	1,029	63,590.00
	1-02-73	550.03	Edison Jr. Coll.	1,572	89,791.00
Calder Race Course, Inc.	8-17-72	550.41	Charity	3,797	465,728.00
	8-24-72	550.41	Charity	3,741	473,600.00
	8-31-72	550.035	Bicentennial Fund	3,493	457,497.00
	9-21-72	550.41	Bd. of Regents	3,418	399,431.00
	9-28-72	550.41	Bd. of Regents	3,541	444,850.00
	9-29-72	550.41	Bd. of Regents	3,575	452,235.00
	10-05-72	550.41	Bd. of Regents	3,591	449,466.00
	10-06-72	65-1049	Bd. of Public Instruction	3,957	514,334.00
	10-12-72	550.035	Bicentennial Fund	3,444	445,463.00
	10-13-72	67-658	Barry College Continuing Educ.	4,011	482,587.00
	10-19-72	550.41	Charity	3,937	504,852.00
	10-26-72	550.41	Charity	3,846	478,233.00
	Dania Jai-Alai Palace, Inc.	1-02-73	550.08	Bd. of Regents	4,670
1-04-73		550.03	Charity	4,155	163,768.00
1-09-73		550.03	Charity	4,043	164,037.00
1-11-72		550.035	Bicentennial Fund	3,953	175,017.00
4-10-73		550.035	Bicentennial Fund	2,672	127,585.00
Daytona Beach Kennel Club, Inc.	9-05-72	550.03	Charity	1,970	131,268.00
	9-12-72	550.03	Charity	2,238	141,782.00
	9-19-72	550.08	Bd. of Regents	1,931	131,103.00
Florida Downs and Turf Club, Inc.	1-22-73	67-620	Arts Council	2,352	222,752.00
	2-05-73	63-738	Scholarship U. of Tampa	2,546	214,868.00
	3-02-73	550.03	Charity	2,208	204,314.00
	3-16-73	550.03	Charity	2,254	211,675.00
	3-19-73	61-995	Athletic U. of Tampa	3,055	238,961.00
	3-20-73	550.035	Bicentennial Fund	2,698	224,622.00
	3-23-73	550.08	Bd. of Regents	2,754	257,165.00
Florida Jai-Alai, Inc.	1-02-73	68-60	Seminole Jr. Coll.	1,641	91,029.00
	1-09-73	550.03	Charity	1,275	68,701.00
	1-10-73	550.08	Bd. of Regents	1,174	61,386.00

	Date	Statutory Authority	Beneficiary	Paid Attendance	Pari-Mutuel Handle
	1-17-73	550.035	Bicentennial Fund	1,414	75,248.00
	1-24-73	550.03	Charity	1,419	71,427.00
The Fronton, Inc.	1-09-73	550.08	Bd. of Regents	1,684	79,385.00
	1-10-73	550.03	Fla. Atlantic U. Palm Bch. Jr. College & Marymount College	1,937	92,551.00
	1-16-73	550.03	Charity	1,828	81,349.00
	1-17-73	550.03	Charity	1,821	88,491.00
	1-23-73	550.035	Bicentennial Fund	2,122	92,449.00
	1-24-73	550.035	Bicentennial Fund	2,109	98,645.00
Gulfstream Park Racing Assn., Inc.	4-20-73*	65-1049	Miami-Dade Charity	5,475	892,499.00
	4-23-73*	550.03	Charity	6,100	935,833.00
	4-24-73*	550.035	Bicentennial Fund	5,248	837,877.00
	4-25-73	550.08	Bd. of Regents	6,386	919,150.00
	4-26-73*	550.08	Bd. of Regents	5,173	782,426.00
	4-27-73	550.035	Bicentennial Fund	5,052	813,539.00
	4-28-73	550.03	Nova Univ. et al.	9,834	1,444,758.00
	4-30-73	550.03	Univ. Miami & Charity	6,891	1,039,860.00
Investment Corporation of Palm Beach	1-09-73	550.08	Bd. of Regents	2,790	176,968.00
	1-16-73	550.03	Fla. Atlantic Univ., West Palm Beach College	3,226	207,270.00
	1-23-73	550.03	Charity	2,806	199,738.00
	1-25-73	550.03	Charity	3,178	201,331.00
Investment Corporation of South Florida	12-27-72	550.03	United Fund of Broward County	5,148	290,935.00
	12-28-72	550.03	Nova Univ.	6,838	353,750.00
	1-01-73	550.08	Bd. of Regents	5,385	322,252.00
	1-02-73	550.035	Bicentennial Fund	5,477	344,263.00
	1-03-73	550.035	Bicentennial Fund	5,650	358,981.00
Jacksonville Kennel Club, Inc.	2-06-73	550.08	Bd. of Regents	2,247	137,777.00
	2-13-73	550.03	Charity	2,490	155,867.00
Jefferson County Kennel Club, Inc.	8-21-72	550.03	Charity	1,229	70,861.00
	8-22-72	550.08	Bd. of Regents	1,027	58,962.00
	9-05-72	550.03	Charity	879	49,241.00
Keys Racing Assn., Inc.	3-13-73	57-854	United Fund	586	28,728.00
	3-20-73	550.03	Fla. Keys Jr. College	542	27,878.00
	3-27-73	550.08	Bd. of Regents	440	27,626.00
Miami Beach Kennel Club, Inc.	4-17-73	65-1049	Bd. Pub. Inst.	2,972	195,158.00
	4-19-73	550.03	Charity	3,177	213,342.00
	4-24-73	550.08	Bd. of Regents	2,951	198,760.00
	4-26-73	550.03	Charity	2,910	207,104.00
	5-02-73	550.035	Bicentennial Fund	1,771	139,184.00
Miami Jai-Alai, Inc.	1-02-73	550.08	Bd. of Regents	6,773	272,096.00
	1-03-73	550.03	Univ. Miami et. al.	6,589	283,204.00
	1-04-73	550.03	Univ. Miami et. al.	6,974	292,474.00
	1-09-73	67-658	Bd. Pub. Inst.	6,121	272,241.00
	1-10-73	550.035	Bicentennial Fund	6,680	284,220.00
	1-11-73	550.03	Univ. Miami Dade St. Univ.	6,715	303,067.00

	<i>Date</i>	<i>Statutory Authority</i>	<i>Beneficiary</i>	<i>Paid Attendance</i>	<i>Pari-Mutuel Handle</i>
	1-16-73	550.035	Bicentennial Fund	6,300	271,894.00
	1-17-73	65-1049	Miami-Dade Jr. College	7,059	295,262.00
Ocala Jai-Alai, Inc.	6-12-73	550.03	Charity	1,245	44,069.00
	6-14-73	550.03	Charity	1,327	42,766.00
	6-19-73	550.035	Bicentennial Fund	1,389	53,892.00
	6-21-73	550.08	Bd. of Regents	1,216	56,709.00
Orange Park Kennel Club, Inc.	10-03-72	550.08	Bd. of Regents	2,072	121,047.00
	11-07-72	550.03	Jacksonville Univ. Ed Walters College, Fla. Jr. College	2,167	138,471.00
Pensacola Greyhound Racing, Inc.	5-08-73	550.03	Greyhound Park Foundation	1,294	88,717.00
	5-15-73	550.08	Bd. of Regents	1,389	95,884.00
	5-22-73	550.03	Charity	1,345	91,325.00
	5-29-73	550.035	Bicentennial Fund	1,334	95,356.00
St. Petersburg Kennel Club, Inc.	1-09-73	550.03	United Fund	3,617	303,550.00
	1-11-73	550.08	Bd. of Regents	3,913	327,210.00
	1-16-73	550.03	St. Petersburg Jr. College & Fla. Presbyterian College	4,549	339,594.00
	1-22-73	550.035	Bicentennial Fund	3,390	275,984.00
Sanford-Orlando Kennel Club, Inc.	12-19-72	550.08	Bd. of Regents	1,541	106,497.00
	1-02-73	68-60	Seminole Jr. College	1,988	135,081.00
	1-04-73	550.035	Bicentennial Fund	2,156	142,649.00
	1-25-73	550.03	Charity	2,173	145,374.00
	3-27-73	550.03	Charity	2,598	171,940.00
Sarasota Kennel Club, Inc.	5-15-73	550.03	Charity	2,787	190,890.00
	5-21-73	550.035	Bicentennial Fund	1,747	154,309.00
	5-22-73	550.08	Bd. of Regents	2,457	166,435.00
	5-29-73	550.03	Manatee Jr. College & New College of Sarasota	2,233	170,537.00
Seminole Park and Fairgrounds, Inc.	5-24-73	550.03	Charity	1,091	59,620.00
Sports Palace, Inc.	12-06-72	550.03	Charity	814	51,274.00
	12-13-72	550.03	Charity	1,125	68,797.00
	1-10-73	550.08	Bd. of Regents	1,140	63,133.00
	1-24-73	550.035	Bicentennial Fund	1,394	65,399.00
Tampa Jai-Alai, Inc.	1-09-73	61-995	Univ. Tampa Athletic Sch.	2,912	136,234.00
	1-16-73	550.03	Charity	3,288	152,287.00
	1-23-73	550.03	Charity	3,432	146,746.00
	1-30-73	63-738	U. of Tampa Academic Sch.	3,378	155,445.00
	4-03-73	550.035	Bicentennial	3,133	161,816.00
	4-10-73	550.08	Bd. of Regents	2,722	130,515.00
	4-17-73	67-620	Tampa Arts Council	3,124	143,504.00
	4-24-73	550.035	Bicentennial Fund	3,070	136,180.00
	5-01-73	67-620	St. Leo's College	2,723	141,429.00

	<i>Date</i>	<i>Statutory Authority</i>	<i>Beneficiary</i>	<i>Paid Attendance</i>	<i>Pari-Mutuel Handle</i>
Tourists Attractions Inc.	1-03-73	550.03	Charity	3,171	190,217.00
	1-10-73	550.03	Charity	2,668	167,236.00
	4-18-73	550.08	Bd. of Regents	2,968	164,051.00
Tropical Park, Inc. at Calder	11-18-72	550.03	Charity	10,682	1,166,336.00
	11-20-72	67-658	Bd. Pub. Inst.	6,291	725,666.00
	11-22-72	65-1049	Bd. Pub. Inst.	6,813	808,096.00
	11-23-72*	550.03	Nova Univ. & Charity	6,592	788,972.00
	11-24-72*	550.08	Bd. of Regents	7,505	894,584.00
	11-25-72	550.03	Charity	9,688	1,220,280.00
	11-27-72	550.08	Bd. of Regents	6,314	839,796.00
	1-29-72	67-540	Univ. of Miami	7,246	926,745.00
			Dade St. Univ. Bicentennial		
	11-30-72	550.035		5,917	746,365.00
Volusia Jai-Alai Inc.	6-05-73	550.03	Charity	1,624	90,431
	6-06-73	550.03	Charity	1,449	809.07
	6-12-73	550.035	Bicentennial Fund	1,633	86,772
	6-13-73	550.08	Bd. of Regents	1,665	92,517
Washington County Kennel Club, Inc.	5-08-73	550.08	Bd. of Regents	695	42,978
	5-15-73	550.03	Bay Cnty. & Washington Cnty. Cancer Fund	818	44,945
	5-22-73	550.03	Chipley Quarterback Club	836	47,129
West Flagler Associates, Ltd.	7-25-72	550.08	Bd. of Regents	6,096	410,358
	8-2-72	550.035	Bicentennial Fund	3,087	217,454
	8-9-72	550.035	Bicentennial Fund	3,065	221,874
	8-15-72	550.03	Charity	6,749	456,903
	8-22-72	550.03	Charity	5,689	399,461
	8-29-72	65-1049	Bd. Pub. Inst.	5,215	377,477
	12-26-72	550.08	Bd. of Regents	4,408	309,968
	12-27-72	550.03	Charity	4,429	315,688
	12-28-72	550.03	Charity	4,936	303,839
	1-01-73	550.035	Bicentennial	3,591	252,415
1-02-73	65-1049	Bd. Pub. Inst.	4,454	324,008	

*Denotes Days Held for Hialeah Park, Inc.

NOTE: These figures are not included in the various statistical exhibits presented elsewhere in this report.

ASSOCIATED OUTDOOR CLUBS, INC.
P. O. Box 8096, Tampa, Florida 33604

Officers

William H. Johnston, Sr., *Chairman of the Board*
John H. Hater, *President* C. W. Bidwill, Jr., *Asst. Treasurer*
James J. Patton, *Vice-President* Harry J. Hater, Jr., *Treasurer*
Robert E. Hater, Sr., *Assistant Secretary* Robert J. Hart, Sr., *Secretary*
Frank L. Cowles, *Assistant Treasurer* C. W. Bidwell, Jr., *Assistant Treasurer*

Directors

C. W. Bidwill, Jr. John H. Hater W. H. Johnston, Sr.
R. J. Hart, Sr. Robert E. Hater, Sr. James J. Patton
Harry J. Hater, Jr.

Dog Track - Tampa

Racing Days - 101, Sept. 6, 1972 to January 4, 1973, Incl. - 151 Performances

Pari-Mutuel Handle	\$44,845,887.00
Average Performance	296,992.63
Average Wager per Capita	66.35
<i>(Based on Taxable Admissions)</i>	
Total Paid Attendance	675,903
Average Paid Attendance per Performance	6,476
<i>Net Commission = 17% of P-M Handle less \$170.00</i>	
<i>Track Allowance per Race</i>	

STATE REVENUE

3/17 of Net Commission (Counties)	\$ 1,292,516.61
2/17 of Net Commission (Old Age Assistance)	861,677.74
2/17 of Net Commission (Counties)	861,677.74
25% of Breaks (Counties)	46,550.42
75% of Breaks (Old Age Assistance)	139,653.47
Admission Tax (Counties)	72,528.33
	<hr/>
	\$ 3,274,604.31
Occupational Licenses (Counties)	3,194.50
Total State Revenue	<hr/> <u>\$ 3,277,798.81</u>

TRACK REVENUE

1762 Races @ \$170.00 Allowance per Race	\$ 299,540.00
10/17 of Net Commission	4,308,388.70
Total Track Revenue (10.27%)	<hr/> <u>\$ 4,607,928.70</u>

MISCELLANEOUS

Distributed to Public from P-M Handle (82.58%)	\$37,035,882.32
Distributed to Public from Track for Minus Pool	32.28
Total Distributed to Public	<hr/> <u>\$37,035,914.60</u>

Seating Capacity: 5,575 - Parking: 2,040 spaces
Overall Length of Track: 1,440 feet
Length of Stretch: 210 feet - Width of Track: 18 feet
Equipment: Single, Outside Lure; American Totalisator

BISCAYNE KENNEL CLUB, INC.
817 Dade Federal Building, Miami, Florida 33131

Officers

James C. Knight, *President* Ellen K. Whiteside, *Exec. Vice-President & Secretary*
 Charles E. Jordon, *Treasurer* Charles N. Leigh, *Vice-President*
 Eliz D. Grisillo, *Asst. Secretary*

Directors

Marilyn A. West	James C. Knight	Robert M. McDonald
Jack Q. Cleveland	Charles N. Leigh	Ellen W. Spitzer
Charles E. Jordon		Ellen K. Whiteside

Dog Track – Miami

Racing Days – 48, May 5, 1973 to June 30, 1973, Incl. – 73 Performances

Pari-Mutuel Handle	\$36,178,000.00
Average Performance	495,589.00
Average Wager per Capita	81.95
<i>(Based on Taxable Admissions)</i>	
Total Paid Attendance	441,434
Average Paid Attendance per Performance	6,047
<i>Net Commission = 17% of P-M Handle less \$170.00</i>	
<i>Track Allowance per Race</i>	

STATE REVENUE

3/17 of Net Commission (Counties)	\$ 1,059,810.00
2/17 of Net Commission (Old Age Assistance)	706,540.00
2/17 of Net Commission (Counties)	706,540.00
25% of Breaks (Counties)	34,133.80
75% of Breaks (Old Age Assistance)	102,402.18
Admission Tax (Counties)	49,498.19
	\$ 2,658,924.17
Occupational Licenses (Counties)	3,655.50
Kennel Names (Counties)	50.00
Total State Revenue	\$ 2,662,629.67

TRACK REVENUE

851 Races @ \$170.00 Allowance per Race	\$ 144,670.00
10/17 of Net Commission	3,532,700.00
Total Track Revenue (10.34%)	\$ 3,677,370.00

MISCELLANEOUS

Distributed to Public from P-M Handle (82.61%)	\$29,891,204.02
Distributed to Public from Track for Minus Pool	6,168.58
Total Distributed to Public	\$29,897,372.60

Seating Capacity: 8,500 – Parking: 6,500 spaces
 Overall Length of Track: 1,485 feet
 Length of Stretch: 352 feet – Width of Track: 19 feet
 Equipment: Double, Inside Lure; American Totalisator

BONITA-FT. MYERS CORPORATION
P. O. Box 250, Bonita Springs, Florida 33923

Officers

Sam Posner, *President* David Hecht, *Vice-President*
Pete Wedeles, *Asst. Treasurer*

Directors

Sam Posner David Hecht Pete Wedeles

Dog Track – Bonita Springs

Racing Days – 105, Nov. 22, 1972 to April 2, 1973, Incl. – 155 Performances

Pari-Mutuel Handle	\$15,480,840.00
Average Performance	99,876.38
Average Wager per Capita	57.65
<i>(Based on Taxable Admissions)</i>	
Total Paid Attendance	268,515
Average Paid Attendance per Performance	1,732
<i>Net Commission = 17% of P-M Handle less \$170.00</i>	
<i>Track Allowance per Race</i>	

STATE REVENUE

3/17 of Net Commission (Counties)	\$ 410,125.20
2/17 of Net Commission (Old Age Assistance)	273,416.80
2/17 of Net Commission (Counties)	273,416.80
25% of Breaks (Counties)	16,829.39
75% of Breaks (Old Age Assistance)	50,490.53
Admission Tax (Counties)	32,557.80
	\$ 1,056,836.52
Occupational Licenses (Counties)	1,639.25
Kennel Names (Counties)	100.00
Total State Revenue	\$ 1,058,575.77

TRACK REVENUE

1810 Races @ \$170.00 Allowance per Race	\$ 307,700.00
10/17 of Net Commission	1,367,084.00
Total Track Revenue (10.81%)	\$ 1,674,784.00

MISCELLANEOUS

Distributed to Public from P-M Handle (82.56%)	\$12,781,777.28
Distributed to Public from Track for Minus Pool	35.32
Total Distributed to Public	\$12,781,812.60

Seating Capacity: 1,500 – Parking: 1,500 spaces
Overall Length of Track: 1,650 feet
Length of Stretch: 250 feet – Width of Track: 18 feet
Equipment: Single, Inside Lure; American Totalisator

DAYTONA BEACH KENNEL CLUB, INC.
P. O. Box 2360, Daytona Beach, Florida 32015

Officers

John G. Masoni, <i>President</i>	F. D. Littlefield, <i>Asst. Secretary-Treasurer</i>
Robert Entis, <i>Secretary</i>	J. M. Jacobs, <i>First Vice-President</i>
Max W. Jacobs, <i>Treasurer</i>	

Directors

John G. Masoni	Max W. Jacobs	Jeremy M. Jacobs
	Robert Entis	Carl Zipfel

Dog Track – Daytona Beach

Racing Days – 76, July 1, 1972 to Sept. 30, 1972, Incl. –	114 Performances
Racing Days – 26, June 1, 1973 to June 30, 1973, Incl. –	38 Performances
102	152
Pari-Mutuel Handle	\$30,043,945.00
Average Performance	197,657.00
Average Wager per Capita	69.07
<i>(Based on Taxable Admissions)</i>	
Total Paid Attendance	434,978
Average Paid Attendance per Performance	2,861
<i>Net Commission = 17% of P-M Handle less \$170.00</i>	
<i>Track Allowance per Race</i>	

STATE REVENUE

3/17 of Net Commission (Counties)	\$ 848,098.35
2/17 of Net Commission (Old Age Assistance)	565,398.90
2/17 of Net Commission (Counties)	565,398.90
25% of Breaks (Counties)	27,005.06
75% of Breaks (Old Age Assistance)	81,017.38
Admission Tax (Counties)	51,337.81
	\$ 2,138,256.40
Occupational Licenses (Counties)	4,036.25
Kennel Names (Counties)	200.00
Total State Revenue	\$ 2,142,492.65

TRACK REVENUE

1774 Races @ \$170.00 Allowance per Race	\$ 301,580.00
10/17 of Net Commission	2,826,994.50
Total Track Revenue (10.42%)	\$ 3,128,574.50

MISCELLANEOUS

Distributed to Public from P-M Handle (82.64%)	\$24,828,451.91
Distributed to Public from Track for Minus Pool	10.89
Total Distributed to Public	\$24,828,462.80

Seating Capacity: 3,600 – Parking: 2,800 spaces
Overall Length of Track: 1,320 feet
Length of Stretch: 475 feet – Width of Track: 22 feet
Equipment: Single, Inside Lure; Automatic Totalisators, Ltd.

INVESTMENT CORPORATION OF PALM BEACH
P. O. Box 790, West Palm Beach, Florida 33402

Officers

John E. Boggiano, <i>President</i>	John J. Rooney, <i>Treasurer</i>
Timothy J. Rooney, <i>Vice-President</i>	Patrick J. Rooney, <i>Secretary</i>
George W. Green, <i>Assistant Secretary</i>	

Directors

Arthur J. Rooney, Sr.	John J. Rooney	Patrick J. Rooney
Timothy J. Rooney	Dan M. Rooney	Arthur J. Rooney, Jr.
John E. Boggiano		Phil O'Connell, Sr.

Dog Track – West Palm Beach

Racing Days – 105, Jan. 4, 1973 to May 14, 1973, Incl. – 139 Performances

Pari-Mutuel Handle	\$32,473,467.00
Average Performance	233,622.06
Average Wager per Capita	63.83
<i>(Based on Taxable Admissions)</i>	
Total Paid Attendance	485,880
Average Paid Attendance per Performance	3,496
<i>Net Commission = 17% of P-M Handle less \$170.00</i>	
<i>Track Allowance per Race</i>	

STATE REVENUE

3/17 of Net Commission (Counties)	\$ 925,184.01
2/17 of Net Commission (Old Age Assistance)	616,789.34
2/17 of Net Commission (Counties)	616,789.34
25% of Breaks (Counties)	32,513.22
75% of Breaks (Old Age Assistance)	97,541.81
Admission Tax (Counties)	53,192.91
	<u>\$ 2,342,010.63</u>
Occupational Licenses (Counties)	3,625.75
Kennel Names (Counties)	100.00
Total State Revenue	<u>\$ 2,345,736.38</u>

TRACK REVENUE

1634 Races @ \$170.00 Allowance per Race	\$ 277,780.00
10/17 of Net Commission	3,083,946.70
Total Track Revenue (10.20%)	<u>\$ 3,361,726.70</u>

MISCELLANEOUS

Distributed to Public from P-M Handle (82.60%)	\$26,822,922.58
Distributed to Public from Track for Minus Pool	188.52
Total Distributed to Public	<u>\$26,823,111.10</u>

Seating Capacity: 4,400 – Parking: 2,700 spaces
Overall Length of Track: 1,320 feet
Length of Stretch: 250 feet – Width of Track: 18 feet
Equipment: Single, Inside Lure; Automatic Totalisators, Ltd.

INVESTMENT CORPORATION OF SOUTH FLORIDA
P. O. Box 2007, Hollywood, Florida 33022

Officers

Frederick L. Van Lennep, *Chairman of the Board*
Marion E. Sibley, *President* Perrine Palmer, *Secretary-Treasurer*
Thomas M. Lynch, III *Vice-President*

Directors

Marion E. Sibley Thomas M. Lynch, III, Perrine Palmer

Dog Track – Hollywood

Racing Days – 105, Dec. 28, 1972 to May 2, 1973, Incl. – 155 Performances

Pari-Mutuel Handle	\$51,003,781.00
Average Performance	329,056.65
Average Wager per Capita	71.09
<i>(Based on Taxable Admissions)</i>	
Total Paid Attendance	717,461
Average Paid Attendance per Performance	4,628
<i>Net Commission = 17% of P-M Handle less \$170.00</i>	
<i>Track Allowance per Race</i>	

STATE REVENUE

3/17 of Net Commission (Counties)	\$ 1,475,813.43
2/17 of Net Commission (Old Age Assistance)	983,875.62
2/17 of Net Commission (Counties)	983,875.62
25% of Breaks (Counties)	52,995.07
75% of Breaks (Old Age Assistance)	158,987.45
Admission Tax (Counties)	83,047.44
	<u>\$ 3,738,594.63</u>
Occupational Licenses (Counties)	2,865.00
Total State Revenue	<u>\$ 3,741,459.63</u>

TRACK REVENUE

1810 Races @ \$170.00 Allowance per Race	\$ 307,700.00
10/17 of Net Commission	4,919,378.10
Total Track Revenue (10.25%)	<u>\$ 5,227,078.10</u>

MISCELLANEOUS

Distributed to Public from P-M Handle (82.58%)	\$42,121,155.71
Distributed to Public from Track for Minus Pool	117.09
Total Distributed to Public	<u>\$42,121,272.80</u>

Seating Capacity: 4,690 – Parking: 5,000 spaces
Overall Length of Track: 1,320 feet
Length of Stretch: 300 feet – Width of Track: 22 feet
Equipment: Single, Inside Lure; American Totalisator

**JACKSONVILLE KENNEL CLUB, INC.
P. O. Box 1895, Jacksonville, Florida 32201**

Officers

William H. Johnston, Sr. *Chairman of the Board*
James J. Patton, *President* R. J. Hart, Sr., *Secretary-Treasurer*
Donald W. Howell, *Vice-President* John A. Rush, Sr., *Asst. Secretary-Treasurer*

Directors

W. H. Johnston, Sr. R. J. Hart, Sr. John J. Patton
James J. Patton Carl T. Hoffman C. W. Bidwill
Donald W. Howell W. H. Johnston, Jr. John A. Rush, Sr.

Dog Track — Jacksonville

Racing Days — 104, Jan 29, 1973 to May 31, 1973, Incl. — 122 Performances

Pari-Mutuel Handle	\$24,320,309.00
Average Performance	199,346.80
Average Wager per Capita	65.81
<i>(Based on Taxable Admissions)</i>	
Total Paid Attendance	369,556
Average Paid Attendance per Performance	3,029
<i>Net Commission = 17% of P-M Handle less \$170.00</i>	
<i>Track Allowance per Race</i>	

STATE REVENUE

3/17 of Net Commission (Counties)	\$ 686,229.27
2/17 of Net Commission (Old Age Assistance)	457,486.18
2/17 of Net Commission (Counties)	457,486.18
25% of Breaks (Counties)	20,183.53
75% of Breaks (Old Age Assistance)	60,552.44
Admission Tax (Counties)	39,494.41
	<hr/>
	\$ 1,721,432.01
Occupational Licenses (Counties)	535.50
	<hr/>
Total State Revenue	<u>\$ 1,721,967.51</u>

TRACK REVENUE

1446 Races @ \$170.00 Allowance per Race	\$ 245,820.00
10/17 of Net Commission	2,287,430.90
	<hr/>
Total Track Revenue (10.42%)	<u>\$ 2,533,250.90</u>

MISCELLANEOUS

Distributed to Public from P-M Handle (82.67%)	<u>\$20,105,120.50</u>
--	------------------------

Seating Capacity: 2,700 — Parking: 2,500 spaces
Overall Length of Track: 1,410 feet
Length of Stretch: 350 feet — Width of Track: 19 feet
Equipment: Single, Outside Lure; American Totalisator

JEFFERSON COUNTY KENNEL CLUB, INC.
P. O. Box 400, Monticello, Florida 32344

Officers

Fred E. Deeb, *Chairman of the Board*
Steve Andris, *President & General Manager*
M. Howard Williams, *Vice-President*
Stuart Simpson, *Second Vice-President*
Andy Andris, *Secretary-Treasurer*

Directors

Andy Andris	Fred E. Deeb	Stuart Simpson
Steve Andris	W. C. Hawkins	M. Howard Williams

Dog Track – Monticello

Racing Days – 59, July 1, 1972 to Sept. 30, 1972, Incl. –	71 Performances
Racing Days – 43, June 1, 1973 to June 30, 1973, Incl. –	53 Performances
<u>102</u>	<u>124</u>

Pari-Mutuel Handle	\$10,246,728.00
Average Performance	82,634.90
Average Wager per Capita	62.83
<i>(Based on Taxable Admissions)</i>	
Total Paid Attendance	163,085
Average Paid Attendance per Performance	1,315
<i>Net Commission = 17% of P-M Handle less \$170.00</i>	
<i>Track Allowance per Race</i>	

STATE REVENUE

3/17 of Net Commission (Counties)	\$ 263,061.84
2/17 of Net Commission (Old Age Assistance)	175,374.56
2/17 of Net Commission (Counties)	175,374.56
25% of Breaks (Counties)	11,643.03
75% of Breaks (Old Age Assistance)	34,930.87
Admission Tax (Counties)	17,904.98
	<u>\$ 678,289.84</u>
Occupational Licenses (Counties)	2,314.00
Kennel Names (Counties)	100.00
Total State Revenue	<u>\$ 680,703.84</u>

TRACK REVENUE

1478 Races @ \$170.00 Allowance per Race	\$ 251,260.00
10/17 of Net Commission	876,872.80
Total Track Revenue (11.01%)	<u>\$ 1,128,132.80</u>

MISCELLANEOUS

Distributed to Public from P-M Handle (82.55%)	\$ 8,458,210.34
Distributed to Public from Track for Minus Pool	137.16
Total Distributed to Public	<u>\$ 8,458,347.50</u>

Seating Capacity: 2,000 – Parking: 1,000 spaces
Overall Length of Track: 1,590 feet
Length of Stretch: 300 feet – Width of Track: 20 feet
Equipment: Single, Inside Lure; American Totalisator

KEYS RACING ASSOCIATION., LTD.
P. O. Box 2451, Key West, Florida 33040

General Partner

Pensacola Greyhound Racing, Inc.

Limited Partners

George Coury Estate of Joseph E. Carney, Sr. George Kastenbaum

Officers

Joseph E. Carney, Jr., *President* Joshua J. Segal, *Vice-President*
James H. Look, *Secretary* Dr. Thomas F. Carney, *Treasurer*

Directors

Dr. Thomas F. Carney Joseph E. Carney, Jr. James H. Look
Abe Levin Joshua J. Segal

Dog Track – Key West

Racing Days – 105, Dec. 1, 1972 to April 12, 1973, Incl. – 119 Performances

Pari-Mutuel Handle	\$3,342,310.00
Average Performance	28,868.00
Average Wager per Capita	57.39
<i>(Based on Taxable Admissions)</i>	
Total Paid Attendance	58,236
Average Paid Attendance per Performance	489
<i>Net Commission = 17% of P-M Handle less \$170.00</i>	
<i>Track Allowance per Race</i>	

STATE REVENUE

3/17 of Net Commission (Counties)	\$ 55,971.90
2/17 of Net Commission (Old Age Assistance)	37,314.60
2/17 of Net Commission (Counties)	35,514.60
25% of Breaks (Counties)	3,991.30
75% of Breaks (Old Age Assistance)	11,975.22
Admission Tax (Counties)	6,089.97
	<u>\$ 150,857.59</u>
Occupational Licenses (Counties)	774.75
Total State Revenue	<u><u>\$ 151,632.34</u></u>

TRACK REVENUE

200 Races on a Sliding Scale	3,024.98
1214 Races @ \$170.00 Allowance per Race	\$ 206,380.00
10/17 of Net Commission	229,986.62
Total Track Revenue (13.14%)	<u><u>\$ 439,391.60</u></u>

MISCELLANEOUS

Distributed to Public from P-M Handle (82.51%)	\$2,758,150.78
Distributed to Public from Track for Minus Pool	50.82
Total Distributed to Public	<u><u>\$2,758,201.60</u></u>

Seating Capacity: 550 – Parking: 400 spaces
Overall Length of Track: 1,320 feet
Length of Stretch: 175 feet – Width of Track: 19 feet
Equipment: Single, Inside Lure; American Totalisator

MIAMI BEACH KENNEL CLUB, INC.
33 South Collins Avenue, Miami Beach, Florida 33139

Officers

William H. Johnston, Sr., *Chairman of the Board*
James J. Patton, *President* C. W. Bidwill, Jr., *Treasurer*
Carl T. Hoffman, *Assistant Secretary* Frank R. Anderson, *Vice-President*
William H. Johnston, Jr., *Secretary*

Directors

William H. Johnston, Sr. Carl T. Hoffman C. W. Bidwill, Jr.
James J. Patton William H. Johnston, Jr. Frank R. Anderson

Dog Track - Miami Beach

Racing Days - 100, Jan. 4, 1973 to May 4, 1973, Incl. - 128 Performances

Pari-Mutuel Handle	\$28,910,216.00
Average Performance	225,861.00
Average Wager per Capita	68.69
<i>(Based on Taxable Admissions)</i>	
Total Paid Attendance	420,837
Average Paid Attendance per Performance	3,287
<i>Net Commission = 17% of P-M Handle less \$170.00</i>	
<i>Track Allowance per Race</i>	

STATE REVENUE

3/17 of Net Commission (Counties)	\$ 822,066.48
2/17 of Net Commission (Old Age Assistance)	548,044.32
2/17 of Net Commission (Counties)	548,044.32
25% of Breaks (Counties)	31,642.00
75% of Breaks (Old Age Assistance)	94,927.14
Admission Tax (Counties)	47,419.89
	<hr/>
	\$ 2,092,144.15
Occupational Licenses (Counties)	1,512.75
Total State Revenue	<hr/> <hr/>
	\$ 2,093,656.90

TRACK REVENUE

1508 Races @ \$170.00 Allowance per Race	\$ 256,360.00
10/17 of Net Commission	2,740,221.60
Total Track Revenue (10.37%)	<hr/> <hr/>
	\$ 2,996,581.60

MISCELLANEOUS

Distributed to Public from P-M Handle (82.56%)	\$23,868,910.14
Distributed to Public from Track for Minus Pool	82.26
Total Distributed to Public	<hr/> <hr/>
	\$23,868,992.40

Seating Capacity: 5,652 - Parking: 2,680 spaces
Overall Length of Track: 1,060 feet
Length of Stretch: 214 feet - Width of Track: 19 feet
Equipment: Single, Outside Lure; American Totalisator

ORANGE PARK KENNEL CLUB, INC.
P. O. Box 1895, Jacksonville, Florida 32201

Officers

William H. Johnston, Sr., <i>Chairman of the Board</i>		
James J. Patton, <i>President</i>	John A. Rush, Sr., <i>Vice-President</i>	
D. W. Howell, <i>Secretary</i>	William H. Johnston, Jr., <i>Treasurer</i>	
John A. Rush, Sr., <i>Assistant Secretary-Treasurer</i>		

Directors

D. W. Howell	William H. Johnston, Sr.	John J. Patton
William H. Johnston, Jr.	James J. Patton	John A. Rush, Sr.
C. W. Bidwill	Carl T. Hoffman	R. J. Hart, Sr.

Dog Track – Jacksonville

Racing Days – 100, Oct. 2, 1972 to Jan. 27, 1973, Incl. – 119 Performances

Pari-Mutuel Handle	\$18,628,108.00
Average Performance	156,538.00
Average Wager per Capita	63.91
<i>(Based on Taxable Admissions)</i>	
Total Paid Attendance	291,496
Average Paid Attendance per Performance	2,450
<i>Net Commission = 17% of P-M Handle less \$170.00</i>	
<i>Track Allowance per Race</i>	

STATE REVENUE

3/17 of Net Commission (Counties)	\$ 516,573.24
2/17 of Net Commission (Old Age Assistance)	344,382.16
2/17 of Net Commission (Counties)	344,382.16
25% of Breaks (Counties)	18,887.54
75% of Breaks (Old Age Assistance)	56,664.38
Admission Tax (Counties)	33,010.01
	<u>\$ 1,313,899.49</u>
Occupational Licenses (Counties)	1,911.00
Total State Revenue	<u>\$ 1,315,810.49</u>

TRACK REVENUE

1409 Races @ \$170.00 Allowance per Race	\$ 239,530.00
10/17 of Net Commission	1,721,910.80
Total Track Revenue (10.52%)	<u>\$ 1,961,440.80</u>

MISCELLANEOUS

Distributed to Public from P-M Handle (82.59%)	\$15,385,777.72
Distributed to Public from Track for Minus Pool	12.58
Total Distributed to Public	<u>\$15,385,790.30</u>

Seating Capacity: 3,500 – Parking: 4,000 spaces
Overall Length of Track: 1,410 feet
Length of Stretch: 350 feet – Width of Track: 19 feet
Equipment: Single, Outside Lure; American Totalisator

PENSACOLA GREYHOUND RACING, INC.
P. O. Box 803, Pensacola, Florida 32502

Officers

Joseph E. Carney, Jr., <i>President</i>	Dr. Thomas E. Carney, <i>Treasurer</i>
James H. Look, <i>Secretary</i>	Kenneth Fulghum, Jr., <i>Secretary</i>
Joshua J. Segal, <i>Vice President</i>	

Directors

Joseph E. Carney, Jr.	James H. Look	Abe Levin
Dr. Thomas F. Carney		Joshua J. Segal

Dog Track - Pensacola

Racing Days - 47, July 1, 1972 to Oct. 9, 1972, Incl. -		68 Performances
Racing Days - 59, Apr. 27, 1973 to June 30, 1973, Incl. -		89 Performances
<u>106</u>		<u>157</u>

Pari-Mutuel Handle	\$16,281,051.00
Average Performance	103,700.00
Average Wager per Capita	67.24
<i>(Based on Taxable Admissions)-</i>	
Total Paid Attendance	242,149
Average Paid Attendance per Performance	1,542
<i>Net Commission = 17% of P-M Handle less \$170.00</i>	
<i>Track Allowance per Race</i>	

STATE REVENUE

3/17 of Net Commission (Counties)	\$ 433,501.53
2/17 of Net Commission (Old Age Assistance)	289,001.02
2/17 of Net Commission (Counties)	289,001.02
25% of Breaks (Counties)	17,492.24
75% of Breaks (Old Age Assistance)	52,479.11
Admission Tax (Counties)	<u>30,468.22</u>
	\$ 1,111,943.14
Occupational Licenses (Counties)	3,399.70
Kennel Names (Counties)	<u>100.00</u>
Total State Revenue	<u>\$ 1,115,442.84</u>

TRACK REVENUE

1831 Races @ \$170.00 Allowance per Race	\$ 311,270.00
10/17 of Net Commission	<u>1,445,005.10</u>
Total Track Revenue (10.78%)	<u>\$ 1,756,275.10</u>

MISCELLANEOUS

Distributed to Public from P-M Handle (82.52%)	\$13,443,300.98
Distributed to Public from Track for Minus Pool	40.22
Total Distributed to Public	<u>\$13,443,341.20</u>

Seating Capacity: 1,700 - Parking: 1,500 spaces
Overall Length of Track: 1,320 feet
Length of Stretch: 195 feet - Width of Track: 23 feet
Equipment: Single, Inside Lure; American Totalisator

ST. PETERSBURG KENNEL CLUB, INC.
10490 Gandy Boulevard, St. Petersburg, Florida 33702

Officers

Otto L. Weaver, <i>President</i>	Joyce W. Brooks, <i>Vice-President</i>
Mrs. Pearl Hankins, <i>Vice-President</i>	A. D. Weaver, <i>Secretary-Treasurer</i>
A. V. Weaver, Jr., <i>Vice-President</i>	

Directors

Joyce W. Brooks	Glenn E. Loughridge	A. D. Weaver
Paul A. Laughner	A. V. Weaver, Jr.	Otto L. Weaver
	Mrs. Pearl Hankins	

Dog Track – St. Petersburg

Racing Days – 101, Jan. 5, 1973 to May 7, 1973, Incl. – 151 Performances

Pari-Mutuel Handle	\$59,333,255.00
Average Performance	392,935.00
Average Wager per Capita	68.93
<i>(Based on Taxable Admissions)</i>	
Total Paid Attendance	860,774
Average Paid Attendance per Performance	5,700
<i>Net Commission = 17% of P-M Handle less \$170.00</i>	
<i>Track Allowance per Race</i>	

STATE REVENUE

3/17 of Net Commission (Counties)	\$ 1,727,137.65
2/17 of Net Commission (Old Age Assistance)	1,151,425.10
2/17 of Net Commission (Counties)	1,151,425.10
25% of Breaks (Counties)	61,220.32
75% of Breaks (Old Age Assistance)	183,663.51
Admission Tax (Counties)	97,492.07
	\$ 4,372,363.75
Occupational Licenses (Counties)	2,930.25
Total State Revenue	\$ 4,375,294.00

TRACK REVENUE

1762 Races @ \$170.00 Allowance per Race	\$ 299,540.00
10/17 of Net Commission	5,757,125.50
Total Track Revenue (10.21%)	\$ 6,056,665.50

MISCELLANEOUS

Distributed to Public from P-M Handle (82.58%)	\$49,001,717.82
Distributed to Public from Track for Minus Pool	50.28
Total Distributed to Public	\$49,001,768.10

Seating Capacity: 6,200 – Parking: 3,200 spaces
 Overall Length of Track: 1,320 feet
 Length of Stretch: 224 feet – Width of Track: 21 feet
 Equipment: Single, Inside Lure; Automatic Totalisators, Ltd.

SANFORD-ORLANDO KENNEL CLUB, INC.
 Longwood, Florida 32750

Officers

Jerry Collins, *Chairman of the Board*
 Mrs. Katherine M. Nichols, *President*
 Miss Mary M. Kelly, *Exec. Vice-President & Treasurer*
 Miss Catherine M. Kelly, *Asst. Secretary & Asst. Treasurer*
 Jack G. Collins, *Vice-President*

Directors

Miss Mary M. Kelly Mrs. Katherine M. Nichols Jerry Collins

Dog Track – Longwood

Racing Days – 105, Dec. 15, 1972 to April 21, 1973, Incl. – 155 Performances

Pari-Mutuel Handle	\$27,588,060.00
Average Performance	177,987.41
Average Wager per Capita	69.85
<i>(Based on Taxable Admissions)</i>	
Total Paid Attendance	394,055
Average Paid Attendance per Performance	2,542
<i>Net Commission = 17% of P-M Handle less \$170.00</i>	
<i>Track Allowance per Race</i>	

STATE REVENUE

3/17 of Net Commission (Counties)	\$ 773,341.80
2/17 of Net Commission (Old Age Assistance)	515,561.20
2/17 of Net Commission (Counties)	515,561.20
25% of Breaks (Counties)	26,578.26
75% of Breaks (Old Age Assistance)	79,737.01
Admission Tax (Counties)	43,884.44
	\$ 1,954,663.91
Occupational Licenses (Counties)	2,432.00
Kennel Names (Counties)	200.00
Total State Revenue	\$ 1,957,295.91

TRACK REVENUE

1810 Races @ \$170.00 Allowance per Race	\$ 307,700.00
10/17 of Net Commission	2,577,806.00
Total Track Revenue (10.46%)	\$ 2,885,506.00

MISCELLANEOUS

Distributed to Public from P-M Handle (82.61%)	\$22,791,774.53
Distributed to Public from Track for Minus Pool	342.57
Total Distributed to Public	\$22,792,117.10

Seating Capacity: 2,700 – Parking: 4,000 spaces
 Overall Length of Track: 1,320 feet
 Length of Stretch: 322 feet – Width of Track: 18 feet
 Equipment: Double, Inside Lure; Automatic Totalisators, Ltd.

SARASOTA KENNEL CLUB, INC.
5400 Bradenton Road, Sarasota, Florida 33580

Officers

Gus V. Widen, *President* Jack G. Collins, *Vice-President*
Jerry Collins, *Secretary-Treasurer*

Directors

Gus V. Widen Jerry Collins
Elon C. Robison Jack G. Collins
Lola Collins

Dog Track - Sarasota

Racing Days - 44, July 1, 1972 to Sept. 5, 1972, Incl. - 65 Performances
Racing Days - 57, May 8, 1973 to June 30, 1973, Incl. - 87 Performances
101 152

Pari-Mutuel Handle	\$30,809,014.00
Average Performance	202,690.00
Average Wager per Capita	71.00
<i>(Based on Taxable Admissions)</i>	
Total Paid Attendance	433,867
Average Paid Attendance per Performance	2,854
<i>Net Commission = 17% of P-M Handle less \$170.00</i>	
<i>Track Allowance per Race</i>	

STATE REVENUE

3/17 of Net Commission (Counties)	\$ 871,080.42
2/17 of Net Commission (Old Age Assistance)	580,720.28
2/17 of Net Commission (Counties)	580,720.28
25% of Breaks (Counties)	28,468.29
75% of Breaks (Old Age Assistance)	85,406.93
Admission Tax (Counties)	49,191.85
	<u>\$ 2,195,588.05</u>
Occupational Licenses (Counties)	5,106.00
Kennel Names (Counties)	300.00
Total State Revenue	<u><u>\$ 2,200,994.05</u></u>

TRACK REVENUE

1773 Races @ \$170.00 Allowance per Race	\$ 301,410.00
10/17 of Net Commission	2,903,601.40
Total Track Revenue (10.40%)	<u><u>\$ 3,205,011.40</u></u>

MISCELLANEOUS

Distributed to Public from P-M Handle (82.62%)	\$25,457,606.40
Distributed to Public from Track for Minus Pool	180.50
Total Distributed to Public	<u><u>\$25,457,786.90</u></u>

Seating Capacity: 3,000 - Parking: 2,500 spaces
Overall Length of Track: 1,320 feet
Length of Stretch: 330 feet - Width of Track: 22 feet
Equipment: Double, Inside Lure; American Totalisator

WASHINGTON COUNTY KENNEL CLUB, INC.
Ebro, Florida 32437

Officers

Luther F. Hess, *President* John H. Hater, *Vice-President*
Paul Dervaes, *Vice-President & Treasurer* Sidney Summers, *Secretary*

Directors

Luther F. Hess	John H. Hater	Dorothy Stevens
Paul Dervaes	Sidney Summers	Harry J. Hater, Jr.
Robert E. Hater		Stockton R. Hess

Dog Track – Ebro

Racing Days – 46, July 1, 1972 to Sept. 9, 1972, Incl. –	56 Performances
Racing Days – 60, May 3, 1973 to June 30, 1973, Incl. –	73 Performances
<u>106</u>	<u>129</u>

Pari-Mutuel Handle	\$8,873,941.00
Average Performance	68,790.00
Average Wager per Capita	52.02
<i>(Based on Taxable Admissions)</i>	
Total Paid Attendance	170,555
Average Paid Attendance per Performance	1,322
<i>Net Commission = 17% of P-M Handle less \$170.00</i>	
<i>Track Allowance per Race</i>	

STATE REVENUE

3/17 of Net Commission (Counties)	\$ 220,438.23
2/17 of Net Commission (Old Age Assistance)	146,958.82
2/17 of Net Commission (Counties)	146,958.82
25% of Breaks (Counties)	10,777.35
75% of Breaks (Old Age Assistance)	32,334.13
Admission Tax (Counties)	17,524.36
	<u>\$ 574,991.71</u>
Occupational Licenses (Counties)	2,495.00
Kennel Names (Counties)	100.00
Total State Revenue	<u>\$ 577,586.71</u>

TRACK REVENUE

1526 Races @ \$170.00 Allowance per Race	\$ 259,420.00
10/17 of Net Commission	734,794.10
Total Track Revenue (11.20%)	<u>\$ 994,214.10</u>

MISCELLANEOUS

Distributed to Public from P-M Handle (82.51%)	\$7,322,259.55
Distributed to Public from Track for Minus Pool	69.75
Total Distributed to Public	<u>\$7,322,329.30</u>

Seating Capacity: 1,460 – Parking: 950 spaces
Overall Length of Track: 1,344 feet
Length of Stretch: 333 feet – Width of Track: 18 feet
Equipment: Single, Inside Lure; American Totalisator

WEST FLAGLER ASSOCIATES, LTD.
P. O. Box 35-460, Miami, Florida 33135

General Partners

Isadore Hecht
Barbara Hecht

Florence Hecht
Sidney Lefcourt

David Hecht
Isabelle H. Amdur

Dog Track - Miami

Racing Days - 52, July 1, 1972 to Sept. 4, 1972, Incl. -	77 Performances
Racing Days - $\frac{100}{152}$, Sept. 5, 1972 to Jan. 3, 1973, Incl. -	$\frac{150}{227}$ Performances

Pari-Mutuel Handle	\$95,856,700.00
Average Performance	422,276.00
Average Wager per Capita	71.60
<i>(Based on Taxable Admissions)</i>	
Total Paid Attendance	1,341,077
Average Paid Attendance per Performance	5,907
<i>Net Commission = 17% of P-M Handle less \$170.00</i>	
<i>Track Allowance per Race</i>	

STATE REVENUE

3/17 of Net Commission (Counties)	\$ 2,796,201.00
2/17 of Net Commission (Old Age Assistance)	1,864,134.00
2/17 of Net Commission (Counties)	1,864,134.00
25% of Breaks (Counties)	102,914.61
75% of Breaks (Old Age Assistance)	308,747.21
Admission Tax (Counties)	147,765.22
	<u>\$ 7,083,896.04</u>
Occupational Licenses (Counties)	7,185.75
Kennel Names (Counties)	400.00
Total State Revenue	<u>\$ 7,091,481.79</u>

TRACK REVENUE

2650 Races @ \$170.00 Allowance per Race	\$ 450,500.00
10/17 of Net Commission	9,320,670.00
Total Track Revenue (10.19%)	<u>\$ 9,771,170.00</u>

MISCELLANEOUS

Distributed to Public from P-M Handle (82.57%)	\$79,149,399.18
Distributed to Public from Track for Minus Pool	7,542.52
Total Distributed to Public	<u>\$79,156,941.70</u>

Seating Capacity: 7,738 - Parking: 6,454 spaces
Overall Length of Track: 1,320 feet
Length of Stretch: 334 feet - Width of Track: 21 feet
Equipment: Double, Inside Lure; Automatic Totalisators, Ltd.

DANIA JAI-ALAI, INC.
P. O. Box 96, Dania, Florida 33004

Officers

	Clare M. McAndrews, <i>Chairman</i>	
Stephen F. Snyder, <i>President</i>	E. E. Brackebush, <i>Secretary-Comptroller</i>	
R. G. Warnhoff, <i>Vice-President</i>	Owen Bell, <i>Assistant Secretary</i>	

Directors

Stephen F. Snyder	Charles E. Zimmerman	Phillip E. Rollhaus
Thomas R. Green		

Jai-Alai - Dania

Playing Days - 105, Dec. 22, 1972 to April 28, 1973, Incl. - 155 Performances

Pari-Mutuel Handle	\$24,234,794.00
Average Performance	156,353.51
Average Wager per Capita	42.78
<i>(Based on Taxable Admissions)</i>	
Total Paid Attendance	566,536
Average Paid Attendance per Performance	3,655

STATE REVENUE

3% of P-M Handle (Counties)	\$ 727,043.82
2% of P-M Handle (Old Age Assistance)	484,695.88
50% of Breaks (Old Age Assistance)	34,068.34
Admission Tax (Counties)	104,674.43
	<u>\$ 1,350,482.47</u>
Occupational Licenses (Counties)	2,415.75
Total State Revenue	<u>\$ 1,352,898.22</u>

FRONTON REVENUE

12% of P-M Handle	\$ 2,908,175.28
50% of Breaks	34,051.02
Total Fronton Revenue (12.14%)	<u>\$ 2,942,226.30</u>

MISCELLANEOUS

Distributed to Public from P-M Handle (82.72%)	\$20,046,759.66
Distributed to Public from Fronton for Minus Pool	16.64
Total Distributed to Public	<u>\$20,046,776.30</u>

Seating Capacity: 4,343 - Parking: 1,600 spaces
Height of Overhead: 47 feet
Length of Court: 180 feet - Width of Court: 52 feet

FLORIDA JAI-ALAI, INC.
P. O. Box 107, Fern Park, Florida 32730

Officers

Stephen A. Calder, *President-Treasurer* Gordon E. Hulbert, *Vice-President-Secretary*

Directors

Stephen A. Calder Richard Stabell Andrew Carraway
Gordon E. Hulbert Joseph Murasko

Jai-Alai - Fern Park

Playing Days - 105, Oct. 2, 1972 to February 12, 1973, Incl. - 155 Performances

Pari-Mutuel Handle	\$14,315,826.00
Average Performance	92,360.17
Average Wager per Capita	50.51
<i>(Based on Taxable Admissions)</i>	
Total Paid Attendance	283,453
Average Paid Attendance per Performance	1,829

STATE REVENUE

3% of P-M Handle (Counties)	\$ 429,474.78
2% of P-M Handle (Old Age Assistance)	286,316.52
50% of Breaks (Old Age Assistance)	17,542.43
Admission Tax (Counties)	33,720.36
	<hr/>
	\$ 767,054.09
Occupational Licenses (Counties)	1,161.00
	<hr/>
Total State Revenue	\$ <u>768,215.09</u>

FRONTON REVENUE

12% of P-M Handle	\$ 1,717,899.12
50% of Breaks	17,540.11
	<hr/>
Total Fronton Revenue (12.13%)	\$ <u>1,735,439.23</u>

MISCELLANEOUS

Distributed to Public from P-M Handle (82.75%)	\$11,847,053.04
Distributed to Public from Fronton for Minus Pool	<hr/> 1.66
Total Distributed to Public	<u>\$11,847,054.70</u>

Seating Capacity: 2,038 - Parking: 1,200 spaces
Height of Overhead: 48 feet
Length of Court: 177 feet - Width of Court: 50 feet
Equipment: Automatic Totalisators, Ltd.

THE FRONTON, INC.
1415 West 45 Street, West Palm Beach, Florida 33407

Officers

Arthur W. Silvester, Sr., *President* Arthur W. Silvester, Jr., *Secretary*
William A. Lord, *Vice-President-Treasurer*

Directors

Arthur W. Silvester, Sr., *Chairman* William A. Lord
Arthur W. Silvester, Jr.

Jai-Alai - West Palm Beach

Playing Days - 105, Nov. 9, 1972 to March 17, 1973, Incl. - 142 Performances

Pari-Mutuel Handle	\$16,635,179.00
Average Performance	117,149.15
Average Wager per Capita	47.16
<i>(Based on Taxable Admissions)</i>	
Total Paid Attendance	352,736
Average Paid Attendance per Performance	2,484

STATE REVENUE

3% of P-M Handle (Counties)	\$ 499,055.37
2% of P-M Handle (Old Age Assistance)	332,703.58
50% of Breaks (Old Age Assistance)	19,272.78
Admission Tax (Counties)	46,426.72
	<u>\$ 897,458.45</u>
Occupational Licenses (Counties)	2,014.00
Total State Revenue	<u>\$ 899,472.45</u>

FRONTON REVENUE

12% of P-M Handle	\$ 1,996,221.48
50% of Breaks	19,271.99
Total Fronton Revenue (12.12%)	<u>\$ 2,015,493.47</u>

MISCELLANEOUS

Distributed to Public from P-M Handle (82.77%) \$13,768,653.80

Seating Capacity: 3,016 - Parking: 1,000 spaces
Height of Overhead: 40 feet
Length of Court: 172 feet - Width of Court: 50 feet
Equipment: American Totalisator

MIAMI JAI-ALAI, INC.
3500 N. W. 37 Avenue, Miami, Florida 33142

Officers

L. Stanley Berenson, *President*
Benjamin A. Trustman, *Chairman of the Board & Treasurer*
Louis S. Weinberg, *Secretary*
William C. Worley, *Asst. Secretary*
Theodore I. Libby, *Vice-President*

Directors

Theodore I. Libby	William C. Worley	L. Stanley Berenson
	Benjamin A. Trustman	Louis S. Weinberg

Jai-Alai – Miami

Playing Days – 105, Dec. 21, 1972 to May 1, 1973, Incl. – 155 Performances

Pari-Mutuel Handle	\$43,240,495.00
Average Performance	278,970.94
Average Wager per Capita	44.30
<i>(Based on Taxable Admissions)</i>	
Total Paid Attendance	976,060
Average Paid Attendance per Performance	6,297

STATE REVENUE

3% of P-M Handle (Counties)	\$ 1,297,214.85
2% of P-M Handle (Old Age Assistance)	864,809.90
50% of Breaks (Old Age Assistance)	49,624.04
Admission Tax (Counties)	124,296.30
	\$ 2,335,945.09
Occupational Licenses (Counties)	3,680.50
Total State Revenue	\$ 2,339,625.59

FRONTON REVENUE

12% of P-M Handle	\$ 5,188,859.40
50% of Breaks	49,620.59
Total Fronton Revenue (12.11%)	\$ 5,238,479.99

MISCELLANEOUS

Distributed to Public from P-M Handle (82.77%)	\$35,790,366.22
Distributed to Public from Fronton for Minus Pool	2.68
Total Distributed to Public	\$35,790,368.90

Seating Capacity: 5,102 – Parking: 4,000 spaces
Height of Overhead: 40 feet
Length of Court: 176 feet – Width of Court: 50 feet
Equipment: Automatic Totalisators, Ltd.

OCALA JAI ALAI, INC.
P. O. Box 548, Orange Lake, Florida 32681

Officers

L. Stanley Berenson, *President*
Benjamin A. Trustman, *Chairman of the Board & Secretary-Treasurer*

Directors

L. Stanley Berenson
Benjamin A. Trustman
William C. Worley

Jai-Alai - Ocala

Playing Days - 14, June 11, 1973 to June 30, 1973, Incl. - 21 Performances

Pari-Mutuel Handle	\$1,361,809.00
Average Performance	64,848.00
Average Wager per Capita	44.10
<i>(Based on Taxable Admissions)</i>	
Total Paid Attendance	30,880
Average Paid Attendance per Performance	1,470

STATE REVENUE

3% of P-M Handle (Counties)	\$ 40,854.27
2% of P-M Handle (Old Age Assistance)	27,236.18
50% of Breaks (Old Age Assistance)	1,771.86
Admission Tax (Counties)	5,295.76
	\$ 75,158.07
Occupational Licenses (Counties)	775.50
Total State Revenue	\$ 75,933.57

FRONTON REVENUE

12% of P-M Handle	\$ 163,417.08
50% of Breaks	1,767.43
Total Fronton Revenue (12.13%)	\$ 165,184.51

MISCELLANEOUS

Distributed to Public from P-M Handle (82.79%)	\$1,126,762.18
Distributed to Public from Fronton for Minus Pool	4.32
Total Distributed to Public	\$1,126,766.50

Seating Capacity: 2,140 - Parking: 2,000 spaces
Height of Overhead: 40 feet
Length of Court: 176 feet - Width of Court: 51 feet
Equipment: Automatic Totalisators, Ltd.

SPORTS PALACE, INC.
P. O. Box 1990, Melbourne, Florida 32935

Officers

Vance Swartz, *President*

Max Jacobs, *Vice-President & Treasurer* Jerry Jacobs, *Secretary*

Directors

Vance Swartz Jerry Jacobs Max Jacobs

Jai-Alai - Melbourne

Playing Days - 105, Oct. 6, 1972 to March 12, 1973, Incl. - 155 Performances

Pari-Mutuel Handle	\$11,322,275.00
Average Performance	73,046.94
Average Wager per Capita	49.88
<i>(Based on Taxable Admissions)</i>	
Total Paid Attendance	226,994
Average Paid Attendance per Performance	1,464

STATE REVENUE

3% of P-M Handle (Counties)	\$ 339,668.25
2% of P-M Handle (Old Age Assistance)	226,445.50
50% of Breaks (Old Age Assistance)	12,963.30
Admission Tax (Counties)	29,605.08
	\$ 608,682.13
Occupational Licenses (Counties)	716.00
Total State Revenue	\$ 609,398.13

FRONTON REVENUE

12% of P-M Handle	\$ 1,358,673.00
50% of Breaks	12,962.45
Total Fronton Revenue (12.11%)	\$ 1,371,635.45

MISCELLANEOUS

Distributed to Public from P-M Handle (82.77%)

\$ 9,371,562.50

Seating Capacity: 2,525 - Parking: 1,700 spaces
Length of Court: 176 feet - Width of Court: 33 feet
Height of Overhead: 43 feet
Equipment: Automatic Totalisators, Ltd.

TAMPA JAI-ALAI, INC.
P. O. Box 13485, Tampa, Florida 33609

Officers

Benjamin A. Trustman, *Chairman of the Board, Treasurer*
L. Stanley Berenson, *President* Ernest Larsen, Jr., *Vice-President*
William C. Worley, *Assistant Secretary*
Theodore I. Libby, *Vice-President* Louis S. Weinberg, *Secretary*

Directors

L. Stanley Berenson Benjamin A. Trustman William C. Worley
Reuben B. Gryzmish Theodore I. Libby Louis S. Weinberg
Milton C. Green Edward Colpak

Jai-Alai - Tampa

Playing Days - 105, Dec. 27, 1972 to June 4, 1973, Incl. - 155 Performances

Pari-Mutuel Handle \$26,372,177.00
Average Performance 170,143.07
Average Wager per Capita 45.59
(Based on Taxable Admissions)
Total Paid Attendance 578,942
Average Paid Attendance per Performance 3,735

STATE REVENUE

3% of P-M Handle (Counties) \$ 791,165.31
2% of P-M Handle (Old Age Assistance) 527,443.54
50% of Breaks (Old Age Assistance) 31,219.59
Admission Tax (Counties) 63,300.37
\$ 1,413,128.81
Occupational Licenses (Counties) 1,884.25
Total State Revenue \$ 1,415,013.06

FRONTON REVENUE

12% of P-M Handle \$ 3,164,661.24
50% of Breaks 31,218.72
Total Fronton Revenue (12.11%) \$ 3,195,879.96

MISCELLANEOUS

Distributed to Public from P-M Handle (82.76%) \$21,826,468.60

Seating Capacity: 3,641 - Parking: 2,900 spaces
Height of Overhead: 40 feet
Length of Court: 176 feet - Width of Court: 50 feet
Equipment: American Totalisator

VOLUSIA JAI-ALAI, INC.
P. O. Box 1468, Daytona Beach, Florida 30215

Officers

Vance Schwartz, *President* Jerry Jacobs, *Secretary*
Max Jacobs, *Vice-President & Treasurer*

Directors

Vance Schwartz Jerry Jacobs Max Jacobs

Jai-Alai – Daytona Beach

Playing Days –	70, July 1, 1972 to August 31, 1972, Incl. –	95 Performances
Playing Days –	56, April 6, 1973 to June 30, 1973, Incl. –	77 Performances
	<u>126</u>	<u>172</u>

Pari-Mutuel Handle	\$18,979,482.00
Average Performance	110,345.83
Average Wager per Capita	53.77
<i>(Based on Taxable Admissions)</i>	
Total Paid Attendance	352,972
Average Paid Attendance per Performance	2,052

STATE REVENUE

3% of P-M Handle (Counties)	\$ 569,384.46
2% of P-M Handle (Old Age Assistance)	379,589.64
50% of Breaks (Old Age Assistance)	20,393.14
Admission Tax (Counties)	40,207.14
	<u>\$ 1,009,574.38</u>
Occupational Licenses (Counties)	2,122.50
Total State Revenue	<u>\$ 1,011,696.88</u>

FRONTON REVENUE

12% of P-M Handle	\$ 2,277,537.84
50% of Breaks	20,392.22
Total Fronton Revenue (12.11%)	<u>\$ 2,297,930.06</u>

MISCELLANEOUS

Distributed to Public from P-M Handle (82.78%)	<u>\$15,712,184.70</u>
--	------------------------

Seating Capacity: 3,465 – Parking: 2,079 spaces
 Height of Overhead: 43 feet
 Length of Court: 170 feet – Width of Court: 34 feet

SEMINOLE PARK & FAIRGROUNDS, INC.
P. O. Box 67, Casselberry, Florida 32707

Officers

Paul D. Bowlen, *President & Treasurer*
Allison A. Grillo, *Vice-President & Secretary*

Directors

Paul D. Bowlen Patrick B. Marks Allison A. Grillo

Harness Horse Track – Casselberry

Racing Days – 52, April 27, 1973 to June 30, 1973, Incl. – 52 Performances

Pari-Mutuel Handle	\$3,259,414.00
Average Daily Handle	62,681.03
Average Wager per Capita	54.13
<i>(Based on Taxable Admissions)</i>	
Total Paid Attendance	60,211
Average Daily Paid Attendance	1,159

STATE REVENUE

Daily License Fee Based on P-M Handle (Counties)	\$ 69,750.00
Daily License Fee Based on P-M Handle (Old Age Assistance)	23,250.00
50% of Breaks (Old Age Assistance)	10,590.74
Admission Tax (Counties)	10,578.40
	<u>\$ 114,169.14</u>
Occupational Licenses (Counties)	4,416.00
Stable Names (Counties)	100.00
Total State Revenue	<u>\$ 118,685.14</u>

TRACK REVENUE

Track Share of P-M Handle after License Fee to State is Deducted (16.15%)	<u>\$ 526,288.66</u>
--	----------------------

MISCELLANEOUS

Distributed to Public from P-M Handle (80.36%)	\$2,618,943.64
Distributed to Public from Track for Minus Pool	278.46
Total Distributed to Public	<u>\$2,619,222.10</u>
Florida Harness-Horse Promotion Fund	<u>\$ 10,590.96</u>

TOURIST ATTRACTIONS, INC.
1800 S. W. 3rd Street, Pompano Beach, Florida 33060

Officers

Frederick L. Van Lennep, <i>Chairman</i>	Thomas M. O'Leary, <i>Treasurer</i>
Woodford Lawlis, <i>President</i>	Mary Ann Trees, <i>Secretary</i>
Hector Van Lennep, <i>Vice-President & General Manager</i>	

Directors

Frederick L. Van Lennep	Thomas O'Leary	J. Donald Orth
	Marion E. Sibley	

Harness Horse Track – Pompano Beach

Racing Days – 103, December 15, 1972 to April 21, 1973, Incl. – 103 Performances

Pari-Mutuel Handle	\$21,988,001.00
Average Performance	213,475.00
Average Wager per Capita	57.70
<i>(Based on Taxable Admissions)</i>	
Total Paid Attendance	381,050
Average Daily Paid Attendance	3,700

STATE REVENUE

3/17 of Net Commission (Counties)	\$ 659,640.03
2/17 of Net Commission (Old Age Assistance)	439,760.02
2/17 of Net Commission (Counties)	439,760.02
50-75% of Breaks (Old Age Assistance)	80,884.17
Admission Tax (Counties)	57,867.55
	\$ 1,677,911.79
Occupational Licenses (Counties)	21,258.75
Kennel Names (Counties)	2,750.00
Total State Revenue	\$ 1,701,920.54

TRACK REVENUE

10/17 of Net Commission	\$ 2,418,680.11
-------------------------------	-----------------

MISCELLANEOUS

Distributed to Public from P-M Handle (81.26%)	\$17,868,392.48
Distributed to Public from Track for Minus Pool	403.22
Total Distributed to Public	\$17,868,795.70
Florida Harness Promotion Fund	\$ 80,884.17

Seating Capacity: 8,360 – Parking: 9,000 spaces
 Overall Length of Track: 5/8 Mile
 Length of Stretch: 650 feet – Width of Track: 80 feet
 Equipment: Automatic Totalisators, Ltd.

CALDER RACE COURSE, INC.
210th Street & N. W. 27th Avenue, Miami, Florida 33054

Officers

William L. McKnight, *Chairman of the Board*
 Stephan A. Calder, *President* Elmer F. Vickers, *Executive Vice-President*
 Henry H. Taylor, Jr., *Secretary* Charles Hess, *Treasurer*

Directors

Fred W. Hooper William L. McKnight Stephen A. Calder
 Charles V. McAdam Harry P. Cain Henry H. Taylor, Jr.
 Elmer F. Vickers, Jr.

Horse Track – North Dade County

Racing Days – 77, July 1, 1972 to Nov. 11, 1972, Incl. –	77 Performances
Racing Days – 43, May 7, 1973 to June 30, 1973, Incl. –	43 Performances
<u>120</u>	<u>120</u>

Pari-Mutuel Handle	\$77,479,267.00
Average Daily Handle	645,660.56
Average Wager per Capita (Based on Taxable Admissions)	120.19
Total Paid Attendance	644,713
Average Daily Paid Attendance	5,372

STATE REVENUE

3% on Excess of \$400,000. Daily Average	\$ 728,554.59
5% of P-M Handle (Old Age Assistance)	3,873,963.35
50% of Breaks (Old Age Assistance)	259,661.92
Admission Tax (Counties)	110,967.19
	<u>\$ 4,973,147.05</u>
Occupational Licenses (Counties)	43,338.00
Stable Names (Counties)	7,950.00
Total State Revenue	<u>\$ 5,024,435.05</u>

TRACK REVENUE

Track Share of P-M Handle after Amount to State is Deducted (9.10%)	<u>\$ 7,019,372.11</u>
--	------------------------

MISCELLANEOUS

2% of P-M Handle Distributed for Purses	\$ 1,549,585.34
Distributed to Public from P-M Handle (82.33%)	\$63,788,468.38
Distributed to Public from Track for Minus Pool	49.47
Total Distributed to Public	<u>\$63,788,517.85</u>
Florida Horse Racing Promotion Fund	<u>\$ 259,661.31</u>

Seating Capacity: 17,228 – Parking: 8,000 spaces
 Overall Length of Track: 1 Mile; 7/8 Mile Turf course
 Length of Stretch: 990 feet – Width of Track: 90 feet
 Equipment: Automatic Totalisators, Ltd.

FLORIDA DOWNS & TURF CLUB, INC.
 P. O. Box "E", Oldsmar, Florida 33557

Officers

Sam F. Davis, *President* M. L. Peace, *Vice-President*
Marian Woofter, *Secretary-Treasurer*

Directors

J. O. Alston Sam F. Davis D. Burke Kibler, III

Horse Track – Tampa

Racing Days – 50, January 5, 1973 to March 24, 1973, Incl. – 50 Performances

Pari-Mutuel Handle	\$12,659,816.00
Average Daily Handle	253,196.00
Average Wager per Capita	78.50
<i>(Based on Taxable Admissions)</i>	
Total Paid Attendance	161,282
Average Daily Paid Attendance	3,226

STATE REVENUE

3% of P-M Handle (Counties)	
(Flat Rate of \$4500. per Day)	\$ 225,000.00
5% of P-M Handle (Old Age Assistance)	
(Flat Rate of \$1500. per Day)	75,000.00
Admission Tax (Counties)	30,078.18
	<u>\$ 330,078.18</u>
Occupational Licenses (Counties)	10,830.00
Stable Names (Counties)	700.00
Total State Revenue	<u>\$ 341,608.18</u>

TRACK REVENUE

100% of Breaks	<u>\$ 105,427.38</u>
Track Share of P-M Handle after Flat Rate to State is	
Deducted	1,852,168.72
Total Track Revenue (15.47%)	<u>1,957,596.10</u>

MISCELLANEOUS

Distributed to Public from P-M Handle (82.17%)

	\$10,402,219.90
--	-----------------

Seating Capacity: 5,650 – Parking: 3,000 spaces
 Overall Length of Track: 1 Mile – Length of Stretch: 976 feet
 Width of Track: 76 feet
 Equipment: American Totalisator

GULFSTREAM PARK RACING ASSOCIATION, INC.
Hallandale, Florida 33009

Officers

James Donn, Jr., <i>President & Asst. Treasurer</i>	Harry L. Freyn, <i>Vice-President</i>
Marc Cunningham, <i>Vice-President</i>	Jack Blair, <i>Vice-President</i>
Arthur I. Appleton, <i>Vice-President</i>	Fred C. Flipse, <i>Secretary-Treasurer</i>
Leonard Romanik, <i>Assistant Secretary</i>	

Directors

Arthur I. Appleton	M. E. Cunningham	Harrison Eiteljorg
James Donn, Jr.	Fred C. Flipse	Frank J. Pepper, Jr.
Martha O. Appleton	Harry L. Freyn	Jack Blair
	Maurice A. Hutcheson	Leonard Romanik

Horse Track – Hallandale

Racing Days – 40, March 5, 1973 to April 21, 1973, Incl. – 40 Performances

Pari-Mutuel Handle	\$53,314,170.00
Average Daily Handle	1,332,854.25
Average Wager per Capita	113.56
<i>(Based on Taxable Admissions)</i>	
Total Paid Attendance	469,473
Average Daily Paid Attendance	11,737

STATE REVENUE

3% of P-M Handle (Counties)	\$ 1,599,425.10
4½% of P-M Handle (Old Age Assistance)	2,399,137.76
100% of Breaks (Old Age Assistance)	503,126.25
Admission Tax (Counties)	146,529.80
	<u>\$ 4,648,218.91</u>
Occupational Licenses (Counties)	5,085.00
Stable Names (Counties)	1,100.00
Total State Revenue	<u>\$ 4,654,403.91</u>

TRACK REVENUE

4½% of P-M Handle	<u>\$ 2,399,137.54</u>
-----------------------------	------------------------

MISCELLANEOUS

1% of P-M Handle Distributed for Purses	<u>\$ 533,141.70</u>
4% of P-M Handle – Common Purse Pool – To be Distributed for Next Season Purses	<u>\$ 2,132,566.80</u>
Distributed to Public From P-M Handle (82.05%)	<u>\$43,747,634.85</u>

Seating Capacity: 19,900 – Parking: 13,300 spaces
Overall Length of Track: 1 mile; 4,702 feet Turf course
Length of Stretch: 952 feet – Width of Track: 90 feet
Equipment: American Totalisator

HIALEAH PARK, INC.
P. O. Box 158, Hialeah, Florida 33011

Officers

John W. Galbreath, *President* William C. Fisher, *Secretary-Treasurer*
Walter F. O'Connell, *Vice-President & Treasurer*

Directors

John W. Galbreath Walter F. O'Connell John W. Hanes

Horse Track – Hialeah

Racing Days – 40, Jan. 17, 1973 to March 3, 1973, Incl. – 40 Performances

Pari-Mutuel Handle	\$69,705,152.00
Average Daily Handle	1,742,628.80
Average Wager per Capita	144.45
(Based on Taxable Admissions)	
Total Paid Attendance	482,544
Average Daily Paid Attendance	12,064

STATE REVENUE

3% of P-M Handle (Counties)	\$ 2,091,154.56
4½% of P-M Handle (Old Age Assistance)	3,136,731.94
100% of Breaks (Old Age Assistance)	596,130.86
Admission Tax (Counties)	<u>177,840.55</u>
	\$ 6,001,857.91
Occupational Licenses (Counties)	9,634.00
Stable Names (Counties)	<u>2,350.00</u>
Total State Revenue	<u>\$ 6,013,841.91</u>

TRACK REVENUE

4½% of P-M Handle	<u>\$ 3,136,731.74</u>
-------------------------	------------------------

MISCELLANEOUS

1% of P-M Handle Distributed for Purses	<u>\$ 697,051.52</u>
4% of P-M Handle – Common Purse Pool – To be Distributed for Next Season Purses	<u>\$ 2,788,206.08</u>
Distributed to Public from P-M Handle (82.14%)	<u>\$57,259,145.30</u>

Seating Capacity: 20,000 – Parking: 14,000 spaces
Overall Length of Track: one and one-eighth miles; one mile Turf course
Length of Stretch: 1,075 feet – Width of Track: 80 feet
Equipment: American Totalisator

TROPICAL PARK, INC. (AT CALDER)
 210 Street & N. W. 27th Ave., Miami, Florida 33054

Officers

Lillian R. Silberman, *President*
 Elmer F. Vickers, Jr., *Executive Vice-President*
 Lee M. Worley, *Secretary* Henry H. Taylor, Jr., *Assistant Secretary*
 Charles J. Hess, *Treasurer*

Directors

E. F. Vickers, Jr. Lillian R. Silberman Henry H. Taylor, Jr.
 Lee M. Worley

Horse Track — North Dade County

Racing Days — 40, Dec. 1, 1972 to Jan. 16, 1973, Incl. — 40 Performances

Pari-Mutuel Handle	\$42,743,460.00
Average Daily Handle	1,068,586.50
Average Wager per Capita	151.19
<i>(Based on Taxable Admissions)</i>	
Total Paid Attendance	282,642
Average Daily Paid Attendance	7,066

STATE REVENUE

3% of P-M Handle (Counties)	\$ 1,282,303.80
4½% of P-M Handle (Old Age Assistance)	1,923,455.83
100% of Breaks (Old Age Assistance)	269,514.10
Admission Tax (Counties)	81,339.49
	<u>\$ 3,556,613.22</u>
Occupational Licenses (Counties)	27,109.25
Stable Names (Counties)	7,450.00
Total State Revenue	<u>\$ 3,591,172.47</u>

TRACK REVENUE

4½% of P-M Handle	<u>\$ 1,923,455.57</u>
-----------------------------	------------------------

MISCELLANEOUS

1% of P-M Handle Distributed for Current Season Purses	<u>\$ 427,434.60</u>
4% of P-M Handle — Common Purse Pool — To be Distributed for Next Season Purses	<u>\$ 1,709,738.40</u>
Distributed to Public from P-M Handle (82.37%)	\$35,207,557.70
Distributed to Public from Track for Minus Pool	<u>1,111.85</u>
Total Distributed to Public	<u>\$35,208,669.55</u>

Seating Capacity: 17,228 — Parking: 8,000 spaces
 Overall Length of Track: 1 Mile; 7/8 Mile Turf course
 Length of Stretch: 990 feet — Width of Track: 90 feet
 Equipment: Automatic Totalisators, Ltd.

GATOR DOWNS RACING, INC.
1800 S. W. 3rd Street, Pompano Beach, Florida 33060

Officers

Woodford Lawlis, *President* Edward Smith, *Vice-President*
A. J. Musselman, Jr., *Secretary-Treasurer*

Directors

Woodford Lawlis Edward Smith A. J. Musselman, Jr.
Devlin G. Miller

Quarter Horse Track – Pompano Park

Racing Days – 36, July 1, 1972 to August 1, 1972, Incl. – 36 Performances
Racing Days – 20, June 8, 1973 to June 30, 1973, Incl. – 20 Performances
56 56

Pari-Mutuel Handle \$6,347,425.00
Average Daily Handle 113,346.87
Average Wager per Capita 49.82
(Based on Taxable Admissions)
Total Paid Attendance 127,368
Average Daily Paid Attendance 2,274

STATE REVENUE

Daily License Fee Based on P-M Handle (Counties) \$ 112,500.00
Daily License Fee Based on P-M Handle
(Old Age Assistance) 37,500.00
50% of Breaks (Old Age Assistance) 25,934.33
Admission Tax (Counties) 17,073.22
\$ 193,007.75
Occupational Licenses (Counties) 18,007.75
Stable Names (Counties) 500.00
Total State Revenue \$ 211,515.50

TRACK REVENUE

Track Share of P-M Handle after License Fee to State is
Deducted (14.63%) \$ 929,062.25

MISCELLANEOUS

Distributed to Public from P-M Handle (82.19%) \$5,216,493.87
Distributed to Public from Track for Minus Pool 90.93
Total Distributed to Public \$5,216,584.80
Florida Quarter-Horse Promotion Fund \$ 25,934.35

Seating Capacity: 8,630 – Parking: 9,000 spaces

Length of Track: 5/8 Mile

Length of Chute: 800 feet

Length of Stretch: 850 feet – Width of Track: 90 feet

Equipment: Automatic Totalisators, Ltd.

Timer: Jones Precision Camera, Inc.

