

43rd  
**Annual Report**  
*of the*  
**DEPARTMENT OF BUSINESS REGULATION**  
**DIVISION OF PARI-MUTUEL WAGERING**  
*to the*  
**HONORABLE REUBIN O'D. ASKEW**  
*Governor of Florida*  
**FOR THE FISCAL YEAR ENDING**  
**June 30, 1974**




F351.76s

W131


43rd

**FLORIDA STATE LIBRARY**





GOVERNOR REUBIN O'D. ASKEW





**43rd**  
**Annual Report**  
*of the*  
**DEPARTMENT OF BUSINESS REGULATION**  
**DIVISION OF PARI-MUTUEL WAGERING**  
*to the*  
**HONORABLE REUBIN O'D. ASKEW**  
*Governor of Florida*  
**FOR THE FISCAL YEAR ENDING**  
**June 30, 1974**



## TABLE OF CONTENTS

	Page
COMMENTARY .....	3-19
COMBINED BALANCE SHEET — ALL FUNDS (Exhibit A).....	20-21
STATEMENT OF CHANGES IN FUND BALANCE (Exhibit B) .....	22-23
STATEMENT OF CASH RECEIPTS AND DISBURSEMENTS (Exhibit C) .....	24-25
SUMMARY OF RACING REVENUES (Exhibit D) .....	Insert
DETAIL OF REVENUE — ESTIMATED AND ACTUAL (Exhibit E) .....	27
STATEMENT OF EXPENDITURES AND ENCUMBRANCES COMPARED WITH AUTHORIZATIONS (Exhibit F) .....	28-29
SCHOLARSHIP FUND DAY RECEIPTS (Exhibit G) .....	30
ESCHEAT PARI-MUTUEL TICKETS RECEIPTS (Exhibit H) .....	31
BICENTENNIAL COMMISSION DAY RECEIPTS (Exhibit I) .....	32
PAID ATTENDANCE — PARI-MUTUEL HANDLE (Exhibit J) .....	33
PARI-MUTUEL REVENUES COLLECTED BY GEOGRAPHIC LOCATION (Exhibit K) .....	34-35
ADDITIONAL DAYS GRANTED FOR CHARITABLE PURPOSES (Exhibit L) .....	36-39
LIST OF OFFICERS, DIRECTORS AND STATISTICAL SUMMARIES OF ASSOCIATIONS:	
Greyhound Tracks .....	40-56
Jai-Alai Frontons .....	57-65
Harness Tracks .....	66-67
Horse Tracks .....	68-72
Quarter Horse Tracks .....	73-74

Pursuant to Section 283.27 FS, this public document was promulgated at an annual cost of \$3,503.00 in compliance with Section 550.02(2) FS.

# **FORTY-THIRD ANNUAL REPORT**

*to the*

**GOVERNOR OF FLORIDA**

*from the*

## **DEPARTMENT OF BUSINESS REGULATION Division of Pari-Mutuel Wagering**

**July 1, 1973 through June 30, 1974**

July 1, 1974

His Excellency Reubin O'D. Askew  
Governor of Florida  
Tallahassee, Florida

Dear Sir:

The Division of Pari-Mutuel Wagering hereby submits this Forty-Third Annual Report for the period beginning July 1, 1973, and ending with the close of business June 30, 1974, in compliance with the requirements of Chapter 550.02, Subsection 2 of the Florida Statutes.

This Division is one of five in the Department of Business Regulation, under the Board of Business Regulation. J. Patrick McCann is the Director, administering the varied activities of the Division.

The able assistance of T. G. Ozmer, Jr., who served as Pari-Mutuel Operations Co-ordinator until he retired in December, 1973; D. W. MacPherson, who replaced Mr. Ozmer; Dr. Patrick H. Dougherty, Racing Research and Laboratory Manager; Thomas P. Garvey, Chief Investigator; Mrs. Lillian Meisner, Administrative Assistant, and Mrs. Dolores Feeney, Licensing Administrator, is hereby acknowledged.

Mr. Ozmer died shortly after his retirement and this Division and the State of Florida are ever indebted to him.

Legal services were provided by the Legal Section of the Department of Business Regulation.

This Division, at this time, wishes to express its thanks and gratitude for the assistance of Judson A. Samuels, Esq., who died on April 29, 1974. Mr. Samuels served as Special Counsel representing the Attorney General's office.

The Thoroughbred Advisory Committee, under the direction of Chairman Robert F. Mackle, also ably assisted the Division on thoroughbred racing matters; and their assistance is gratefully acknowledged.

The records of all pari-mutuel activities in this state are maintained at the Division office, located in the State Office Building, 1350 N.W. 12th Avenue, Suite 510, Miami, Florida 33136. Since this report contains but a small fraction of these records, any additional information will gladly be furnished upon request.

During this fiscal year, twenty-four persons worked in the Division office; eight regular and four Other Personal Services (O.P.S.) people were employed in the laboratory; thirty-four Chief Auditors and four hundred thirty-five Division O.P.S. employees worked at the tracks and frontons in the state offices provided by the pari-mutuel associations. Of these employees, the Chief Inspectors supervised the issuance of licenses and activities at the tracks and frontons. Ticket auditors were employed at the state's jai-alai frontons this fiscal year to supervise more efficiently telebet and advance wagering.

The Division held fifteen formal meetings to hear appeals and matters concerning reinstatement, licensing, and rule amendments on the following dates in Miami: July 17; August 21; September 25; October 24; November 2, 9, 27; December 28; January 25; February 20; March 1; April 18; May 23; and June 10. On April 30 a meeting was conducted in Tampa.

### **INVESTIGATION SECTION**

The investigative section works closely with local, state and federal law enforcement agencies and the pari-mutuel associations' security forces to promote and correlate effectively investigations of all illegal activities at the race tracks and frontons within the state.

The late J. Edgar Hoover once stated: ". . . Cooperation is the backbone of law enforcement." This Division adheres closely to the principles of that statement. Mutual exchanges of information pertaining to pari-mutuel installations occur on an almost daily basis between this Division and local, state and federal law enforcement agencies.

All matters regarding positive specimen reports are assigned immediately, and logical investigation is conducted on a priority basis. The goal of the investigation is to bring responsible persons before the stewards and judges for appropriate action. As a result of investigations conducted by Division personnel, our investigators appeared at forty-five stewards /judges hearings. Investigators from the Division work very closely with the stewards and judges at the various associations.

A substantial amount of time is spent in background investigations in connection with referrals, reinstatements, licensing, license denials, and license pickups. Each of these matters involves the preparation of a report. In the past year reports were prepared in

ninety-six matters heard at Division hearings.

Because of the recurrent allegations on an almost daily basis of the infiltration of organized crime into successful enterprises, the Division is alert to such possibility in a pari-mutuel installation. It maintains close liaison with criminal intelligence sections of state and federal enforcement agencies. An investigator from this Division is a member of the Tri-County Organized Crime Group in South Florida and meets on a regular basis with that group.

In the past year, three hundred thirty-two persons were ejected from the state's pari-mutuel associations.

Numerous patron complaints were investigated.

Investigators attend roll calls at all the associations and assist in the licensing procedures. They visit periodically the associations and, over all, assist in any way possible:

Investigations opened	649
Hearing files prepared	96
Polygraph tests given	3
Inquiries exchanged	173.

#### LICENSE SECTION

Florida Statutes require that all persons employed in the industry by licensed, fingerprinted, and photographed. The Licensing Section is responsible for the supervision of this activity and, through the use of data processing equipment, maintains a complete up-to-date record of each person. During the past season, 30,702 occupational licenses were issued. A total of 12,079 persons were fingerprinted, making a total of approximately 81,000 on file. This was an increase of 1,296 over last year.

This section also concerns itself with the enforcement of Florida Statute 550.27, commonly called the "85% Law," which requires that at least this percentage of the employees at each track or fronton be bona fide Florida residents and that such a percentage of the weekly payroll be paid them. This Law assures local residents of a fair opportunity for employment at the pari-mutuel establishments.

A record of rulings from all jurisdictions is kept: 1,368 rulings were processed in 1973-1974.

#### LABORATORY

The Division Laboratory, which is the oldest of its kind in the United States, enjoys a reputation of high esteem among the racing laboratories of the world. Its function is to detect micro quantities of drugs in samples of blood, saliva, or urine, which might affect the performances of racing animals. These samples are taken under the supervision of licensed veterinarians employed by the Division.

During this period, a record 33,090 samples were received, with a total of 50,861

analyses performed on them. The cost per analysis was \$2.29. Of these samples, twenty were identified as chemically positive, and appropriate investigative and disciplinary action was taken.

In addition to its analytical purposes, the laboratory also maintains an active and continuous research program of new drugs. It also conducts evaluations of new analytical methods of metabolite excretion studies.

This year, the Division implemented its controlled medication program, which permits the use of certain therapeutic drugs under controlled conditions. This program has put an additional testing burden on the laboratory, and it has been necessary to purchase additional equipment and to hire one additional laboratory employee.

#### **SCOPE OF PARI-MUTUELS**

Once again all existing records were broken. State pari-mutuel tax revenue increased 11.3%, attendance increased 9.6%, and gross pari-mutuel wagering increased 11.7%.

Florida had a record number of 4,212 pari-mutuel performances during the past fiscal year, far outdistancing any state in the country in this category.

The sum of \$79,621,815.67 was collected from all sources by the Division during the fiscal year. Of this amount 2.1% was expended in controlling, directing, and supervising the operation of the entire industry.

The sum of \$29,915,500.00 was distributed to the 67 counties, each receiving \$446,500.00. This is the maximum amount permitted because of a ceiling placed on such distribution by the 1971 Legislature.

An additional amount of \$11,654,111.66, which, under the former statute would have been distributed to the counties, was deposited in the State General Revenue Fund.

In addition, in excess of \$31,000,000.00 was deposited in the State General Revenue Fund to support the varied functions of our state government.

Other monies were distributed to the Racing Promotional Trust Fund, Racing Scholarship Trust Fund, State School Trust Fund, and the Bicentennial Trust Fund, as enumerated elsewhere in this report.

A recapitulation of the pari-mutuel handle, attendance, and tax revenue amounts, along with the percentages of increase and/or decrease for each licensee, is as follows:

**STATE OF FLORIDA  
DEPARTMENT OF BUSINESS REGULATION  
DIVISION OF PARI-MUTUEL WAGERING**

**COMPARATIVE DATA**

July 1, 1973 thru June 30, 1974

	DAYS	PERF	PAID ATTENDANCE	PARI-MUTUEL HANDLE	REVENUE TO STATE
<b>HORSE TRACK</b>					
<b>CALDER RACE COURSE, INC.</b>					
1972-1973	120	120	644,713	\$ 77,479,267	\$ 4,973,147.05
1973-1974	119	119	747,160	89,867,648	6,067,217.29
	- 1	- 1	+ 112,447	+ 12,388,381	+ 1,094,070.24
			+ 17.4%	+ 16%	+ 22.0%
<b>FLORIDA DOWNS &amp; TURF CLUB, INC.</b>					
1972-1973	50	50	161,282	12,659,816	330,078.18
1973-1974	50	50	145,395	13,136,334	477,774.82
			- 15,887	+ 476,518	+ 147,696.64
			- 9.9%	+ 3.8%	+ 44.7%
<b>GULFSTREAM PARK RACING ASSOC., INC.</b>					
1972-1973	40	40	469,473	53,314,170	4,648,218.91
1973-1974	40	40	482,467	70,738,305	6,082,009.84
			+ 12,994	+ 17,424,135	+ 1,433,790.93
	+ 1		2.8%	+ 32.7%	+ 30.8%
<b>HIALEAH PARK, INC.</b>					
1972-1973	40	40	482,544	69,705,152	6,001,857.91
1973-1974	40	40	322,705	46,320,479	3,998,058.37
			- 159,839	- 23,384,673	- 2,003,799.54
			- 33.1%	- 33.5%	- 33.3%
<b>TROPICAL PARK, INC.</b>					
1972-1973	40	40	282,642	42,743,460	3,556,613.22
1973-1974	40	40	291,533	43,847,237	3,640,557.12
			+ 8,891	+ 1,103,777	+ 83,943.90
			+ 3.1%	+ 2.6%	+ 2.3%
<b>TOTAL HORSE TRACKS</b>					
1972-1973	290	290	2,040,654	255,901,865	19,509,915.27
1973-1974	289	289	1,999,260	263,910,003	20,265,617.44
	- 1	- 1	- 41,394	+ 8,008,138	+ 755,702.17
			- 2.0	+ 3.1%	+ 3.9%



**COMPARATIVE DATA**

**July 1, 1973 thru June 30, 1974**

	DAYS	PERF	PAID ATTENDANCE	PARI-MUTUEL HANDLE	REVENUE TO STATE
--	------	------	--------------------	-----------------------	---------------------

**HARNESS TRACKS**

SEMINOLE PARK & FAIRGROUNDS, INC.

1972-1973	52	52	60,211	\$ 3,259,414	\$ 114,169.14
1973-1974	99	99	151,521	7,905,201	250,124.33

CHANGE IN OPERATING DATES

TOURIST ATTRACTIONS, INC.

1972-1973	103	103	381,050	21,988,001	1,677,911.79
1973-1974	101	101	480,983	27,812,008	2,106,455.98
	- 2	- 2	+ 99,933	+ 5,824,007	+ 428,544.19
			+ 26.2%	+ 26.5%	+ 25.5%

**TOTAL HARNESS TRACKS**

1972-1973	155	155	441,261	25,247,415	1,792,080.93
1973-1974	200	200	632,504	35,717,209	2,356,580.31

CHANGE IN OPERATING DATES

**QUARTER HORSE  
TRACKS**

GATOR DOWNS (BAYARD)

1972-1973			DID NOT OPERATE		
1973-1974	43	43	37,086	2,473,482	81,752.39

GATOR DOWNS (POMPANO)

1972-1973	56	56	127,368	6,347,425	193,007.75
1973-1974	55	55	113,943	6,064,292	182,752.86
	- 1	- 1	- 13,425	- 283,133	- 10,254.89
			- 10.5%	- 4.5%	- 5.3%

**TOTAL QUARTER HORSE TRACKS**

1972-1973	56	56	127,368	6,347,425	193,007.75
1973-1974	98	98	151,029	8,537,774	264,505.25

CHANGE IN OPERATING DATES

**GREYHOUND TRACKS**

ASSOCIATED OUTDOOR CLUBS, INC.

1972-1973	101	151	675,903	44,845,887	3,274,604.31
1973-1974	101	150	829,666	59,542,934	4,340,415.01
		- 1	+ 153,763	+ 14,697,047	+ 1,065,810.70
			+ 22.7%	+ 32.8%	+ 32.5%



**COMPARATIVE DATA**

**July 1, 1973 thru June 30, 1974**

	DAYS	PERF	PAID ATTENDANCE	PARI-MUTUEL HANDLE	REVENUE TO STATE
<b>BISCAYNE KENNEL CLUB, INC.</b>					
1972-1973	48	73	441,434	\$ 36,178,000	\$ 2,658,924.17
1973-1974	107	156	1,055,726	79,224,302	5,807,911.35
CHANGE IN OPERATING DATES					
<b>BONITA-FT. MYERS CORPORATION</b>					
1972-1973	105	155	268,515	15,480,840	1,056,836.52
1973-1974	105	155	279,739	17,846,090	1,222,776.68
			+ 11,224	+ 2,365,250	+ 165,940.16
			+ 4.2%	+ 15.3%	+ 15.7%
<b>DAYTONA KENNEL CLUB, INC.</b>					
1972-1973	102	152	434,978	30,043,945	2,138,256.40
1973-1974	100	148	467,982	32,335,646	2,309,841.30
	- 2	- 4	+ 33,004	+ 2,291,701	+ 171,584.90
			+ 7.6%	+ 7.6%	+ 8.0%
<b>INVESTMENT CORP. OF PALM BEACH</b>					
1972-1973	105	139	485,880	32,473,467	2,342,010.63
1973-1974	105	139	516,421	35,982,325	2,595,635.89
			+ 30,541	+ 3,508,858	+ 253,625.26
			+ 6.3%	+ 10.8%	+ 10.8%
<b>INVESTMENT CORP. OF SOUTH FLORIDA</b>					
1972-1973	105	155	717,461	51,003,781	3,738,594.63
1973-1974	105	155	769,181	50,282,360	3,694,976.92
			+ 51,720	- 721,421	- 43,617.71
			+ 7.2%	- 1.4%	- 1.2%
<b>JACKSONVILLE KENNEL CLUB, INC.</b>					
1972-1973	104	122	369,556	24,320,309	1,721,432.01
1973-1974	102	120	418,340	28,621,202	2,042,470.68
	- 2	- 2	+ 48,784	+ 4,300,893	+ 321,038.67
			+ 13.2%	+ 17.7%	+ 18.6%
<b>JEFFERSON COUNTY KENNEL CLUB, INC.</b>					
1972-1973	102	124	163,085	10,246,728	678,289.84
1973-1974	94	114	168,290	11,165,962	753,834.35
	- 8	- 10	+ 5,205	+ 919,234	+ 75,544.51
			+ 3.2%	+ 9.0%	+ 11.1%

### COMPARATIVE DATA

July 1, 1973 thru June 30, 1974

	DAYS	PERF	PAID ATTENDANCE	PARI-MUTUEL HANDLE	REVENUE TO STATE
<b>KEYS RACING ASSOCIATION, LTD.</b>					
1972-1973	105	119	58,236	\$ 3,342,310	\$ 150,857.59
1973-1974	105	120	68,644	3,567,900	170,230.45
		+1	+ 10,408	+ 225,590	+ 19,372.86
			+ 17.9%	+ 6.7%	+ 12.9%
<b>MIAMI BEACH KENNEL CLUB, INC.</b>					
1972-1973	100	128	420,837	28,910,216	2,092,144.15
1973-1974	105	130	416,934	28,834,430	2,076,920.00
	+5	+2	- 3,903	- 75,786	- 15,224.15
			- 1.0%	- 0.3%	- 0.7%
<b>ORANGE PARK KENNEL CLUB, INC.</b>					
1972-1973	100	119	291,496	18,628,108	1,313,899.49
1973-1974	102	120	335,949	23,548,348	1,676,520.78
	+2	+1	+ 44,453	+ 4,920,240	+ 362,621.29
			+ 15.2%	+ 26.4%	+ 27.6%
<b>PENSACOLA GREYHOUND RACING, INC.</b>					
1972-1973	106	157	242,149	16,281,051	1,111,943.14
1973-1974	105	153	236,264	16,290,552	1,111,409.88
	- 1	- 4	- 5,885	+ 9,501	- 533.26
			- 2.4%	+ 0.1%	- 0.05%
<b>ST. PETERSBURG KENNEL CLUB, INC.</b>					
1972-1973	101	151	860,774	59,333,255	4,372,363.75
1973-1974	101	151	894,901	62,026,659	4,578,638.64
			+ 34,127	+ 2,693,404	+ 206,274.89
			+ 4.0%	+ 4.5%	+ 4.7%
<b>SANFORD-ORLANDO KENNEL CLUB, INC.</b>					
1972-1973	105	155	394,055	27,588,060	1,954,663.91
1973-1974	95	155	400,349	28,449,828	2,010,804.30
	-10		+ 6,294	+ 861,768	+ 56,140.39
			+ 1.6%	+ 3.1%	+ 2.9%
<b>SARASOTA KENNEL CLUB, INC.</b>					
1972-1973	101	152	433,867	30,809,014	2,195,588.05
1973-1974	100	149	462,665	34,543,267	2,475,422.19
	- 1	- 3	+ 28,798	+ 3,734,253	+ 279,834.14
			+ 6.6%	+ 12.1%	+ 12.7%

**COMPARATIVE DATA**

**July 1, 1973 thru June 30, 1974**

	DAYS	PERF	PAID ATTENDANCE	PARI-MUTUEL HANDLE	REVENUE TO STATE
<b>WASHINGTON COUNTY KENNEL CLUB, INC.</b>					
1972-1973	106	129	170,555	\$ 8,873,941	\$ 574,991.71
1973-1974	105	131	192,751	10,527,151	699,153.52
	- 1	+ 2	+ 22,196	+ 1,653,210	+ 124,161.81
			+ 13.0%	+ 18.6%	+ 21.6%

**WEST FLAGLER ASSOCIATES**

1972-1973	152	227	1,341,077	95,856,700	7,083,896.04
1973-1974	103	152	1,012,724	79,824,254	5,857,266.88

**CHANGE IN OPERATING DATES**

**TOTAL GREYHOUND TRACKS**

1972-1973	1,748	2,408	7,769,858	534,215,612	38,459,296.34
1973-1974	1,740	2,398	8,526,526	602,613,210	43,424,228.82
	- 8	- 10	+ 756,668	+ 68,397,598	+ 4,964,932.48
			+ 9.7%	+ 12.8%	+ 12.9%

**JAI-ALAI FRONTONS**

**DANIA JAI-ALAI PALACE, INC.**

1972-1973	105	155	566,536	24,234,794	1,350,482.47
1973-1974	105	155	585,841	26,082,998	1,449,725.00
			+ 19,305	+ 1,848,204	+ 99,242.53
			+ 3.4%	+ 7.6%	+ 7.3%

**FLORIDA JAI-ALAI, INC.**

1972-1973	105	155	283,453	14,315,826	767,054.09
1973-1974	105	155	360,106	18,931,027	1,007,663.13
			+ 76,653	+ 4,615,201	+ 240,609.04
			+ 27.0%	+ 32.2%	+ 31.4%

**FT. PIERCE JAI-ALAI, INC.**

1972-1973			DID NOT OPERATE		
1973-1974	24	24	57,117	2,867,356	154,392.61

**THE FRONTON INC.**

1972-1973	105	142	352,736	16,635,179	897,458.45
1973-1974	105	155	422,837	22,710,976	1,215,300.88
	+ 13		+ 70,101	+ 6,075,797	+ 317,842.43
			+ 19.9%	+ 36.5%	+ 35.4%

**COMPARATIVE DATA**

**July 1, 1973 thru June 30, 1974**

	<b>DAYS</b>	<b>PERF</b>	<b>PAID ATTENDANCE</b>	<b>PARI-MUTUEL HANDLE</b>	<b>REVENUE TO STATE</b>
<b>MIAMI JAI-ALAI, INC.</b>					
1972-1973	105	155	976,060	\$ 43,240,495	\$ 2,335,945.09
1973-1974	105	155	977,661	43,455,551	2,370,246.48
			+ 1,601	+ 215,056	+ 34,301.39
			+ 0.2%	+ 0.5%	+ 1.5%
<b>OCALA JAI-ALAI, INC.</b>					
1972-1973	14	21	30,880	1,361,809	75,158.07
1973-1974	101	149	242,511	12,014,346	644,709.67
CHANGE IN OPERATING DATES					
<b>SPORTS PALACE, INC.</b>					
1972-1973	105	155	226,994	11,322,275	608,682.13
1973-1974	119	176	273,711	14,173,939	759,858.99
CHANGE IN OPERATING DATES					
<b>TAMPA JAI-ALAI, INC.</b>					
1972-1973	105	155	578,942	26,372,177	1,413,128.81
1973-1974	105	155	630,529	30,847,778	1,657,629.69
			+ 51,587	+ 4,475,601	+ 244,500.88
			+ 8.9%	+ 17.0%	+ 17.3%
<b>VOLUSIA JAI-ALAI, INC.</b>					
1972-1973	126	172	352,972	18,979,482	1,009,574.38
1973-1974	64	93	203,752	10,459,472	557,713.58
SEE FOOTNOTE					
<b>TOTAL JAI-ALAI FRONTONS</b>					
1972-1973	770	1,110	3,368,573	156,462,037	8,457,483.49
1973-1974	833	1,227	3,754,125	181,543,443	9,817,240.03
	+63	+117	+385,552	+25,081,406	+1,359,756.54
			+ 6.1%	+ 10.2%	+ 10.3%
<b>TOTAL ALL TRACKS AND FRONTONS</b>					
1972-1973	3,019	4,019	13,747,714	978,174,354	68,411,783.78
1973-1974	3,160	4,212	15,063,444	1,092,321,639	76,128,171.85
	+141	+193	+1,315,730	+114,147,285	+7,716,388.07
			+ 9.6%	+ 11.7%	+ 11.3%

\* Destroyed by fire 4/11/74

## PERMIT HOLDERS

Thirty-six valid permits have been granted to conduct pari-mutuel wagering in the varied fields of horse racing, greyhound racing and jai-alai, all under the jurisdiction of the Division of Pari-Mutuel Wagering.

Pari-mutuel activities were conducted by thirty-four permit holders during the past fiscal year. Seventeen operated greyhound tracks, nine operated jai-alai frontons, five operated thoroughbred horse tracks, two operated harness tracks, and one conducted quarter horse racing. Detailed statistical analyses of each are included in the exhibits of this report.

A Quarter Horse Race Course permit was granted to Florida Downs on February 12, 1974.

Bayard Raceways, a permittee, requested and was granted approval by the Board of Business Regulation not to operate for the 1973-1974 fiscal year.

Volusia Jai-Alai, at Daytona Beach, opened on schedule; however, a fire on April 11, 1974, destroyed the building, and it was forced to close temporarily. The fronton is being rebuilt and will reopen when the new building is completed and new operating dates are granted.

Panhandle Fronton, Inc., was granted a permit in August, 1973; however, this was not ratified by the voters in Okaloosa County.

The following applications for permits were received by the Division in June, 1974:

<b>Fronton Trade Name</b>	<b>County</b>	<b>Filed by</b>
Lake Wales Jai Alai, Inc.	Polk	World Jai-Alai, Inc.
Polk County Jai Alai	Polk	The Fronton, Inc.
Columbia Amusement Co., Inc.	Columbia	Sportsystems Corporation
Highlands Jai-Alai, Inc.	Highlands	Sportsystems Corporation
Polk Centennial, Inc.	Polk	Sportsystems Corporation
Lake City Hi Li	Columbia	Suwannee Sports Center, Inc.
Latin American Jai-Alai, Inc.	Dade	Latin American Jai-Alai, Inc.

All applications were scheduled to appear on the August agenda of the Board of Business Regulation.

On the application received by this Division for the approval of racing dates, Mr. Woodford Lawlis was listed as the President of Tourist Attractions, Inc. Mr. Lawlis has since died, and Mr. Frederick L. Van Lennep has been appointed President as well as Chairman of the Board.

## CHARITY DAYS

Thirty tracks and frontons operated a total of 146 extra performances during the fiscal year for approved charitable organizations and schools.

### SCHOLARSHIP FUND

Pursuant to Chapter 550.08, Florida Statutes, the Legislature authorized the various tracks and frontons to operate additional days for the express purpose of creating and producing state scholarships for qualified applicants. These funds are the net proceeds derived from the extra days. This scholarship fund is administered by the State Board of Regents for institutions of higher learning. A record total of \$949,801.51 was deposited to this fund in the past fiscal year. Exhibit "G" of this report shows the amounts raised by the industry.

Since their inception twenty-four years ago, these extra days have raised over ten million dollars for our state-supported colleges.

1950 - \$	165,830.00	1963 - \$	393,641.10
1951 -	247,260.75	1964 -	399,898.11
1952 -	239,147.74	1965 -	474,937.22
1953 -	232,907.36	1966 -	462,441.03
1954 -	280,506.70	1967 -	419,499.49
1955 -	279,227.97	1968 -	541,389.12
1956 -	299,070.54	1969 -	447,133.37
1957 -	349,514.06	1970 -	495,387.58
1958	366,481.60	1971 -	619,538.80
1959 -	293,901.79	1972 -	717,037.13
1960 -	364,819.43	1973 -	733,734.71
1961 -	316,021.21	1974 -	949,801.51
1962 -	408,652.45	Total -	\$10,497,780.77

### ABANDONED PARI-MUTUEL TICKETS

Pursuant to Chapter 550.164, Florida Statutes, it was declared by the Legislature that all abandoned pari-mutuel tickets over one year old should escheat to the state for deposit to the Principal of the State School Fund. These funds are used for the support and maintenance of our public schools. A total of \$1,136,606.30 was received from this source by the Division throughout the fiscal year, and related audits were made. Exhibit "H" of this report shows in detail the amounts remitted by the individual associations.

Yearly receipts dating from 1957, when the Division first began collecting these funds, are itemized below:

1957 - \$	3,992.20	1966 - \$	425,130.20
1958 -	204,449.30	1967 -	381,857.30
1959 -	240,545.15	1968 -	448,161.00
1960 -	311,045.10	1969 -	513,254.45
1961 -	403,903.95	1970 -	590,891.25
1962 -	273,272.60	1971 -	666,405.35
1963 -	265,045.70	1972 -	706,391.10
1964 -	292,193.60	1973 -	943,267.65
1965 -	320,530.50	1974 -	1,136,606.30
		Total -	\$ 8,126,942.70

## LEGISLATION

Thirteen acts were passed during the 1974 Florida Legislative Session relating to racing and pari-mutuel wagering. Most of these affect Chapter 550, Florida Statutes. Eight were designated as additional charity racing days with recipients of the proceeds as listed below:

1. Chapter 74-94, Jai Alai Fronton, located in Seminole County, with proceeds allocated to Florida Agricultural and Mechanical University, (Fla. A&M).
2. Chapter 74-266, Jai Alai Fronton, proceeds allocated to the Civic Opera of Palm Beach.
3. Chapter 74-268, Summer Thoroughbred Horse Tracks, proceeds allocated to Florida State University.
4. Chapter 74-269, any track or fronton in Hillsborough County, proceeds allocated to the Brandon Cultural Center Civic Association.
5. Chapter 74-330, Jefferson County Kennel Club, with 50% of the proceeds allocated to the Monticello Opera Company of Monticello, Florida.
6. Chapter 74-331, horse tracks in Hillsborough County, proceeds allocated to Pasco-Hernando Community College.
7. Chapter 74-349, Florida Downs and Turf Club, Inc., 50% of the proceeds allocated to Hillsborough Community College and 50% allocated to the St. Petersburg Junior College Association, Inc.
8. Chapter 74-350, any track or fronton in St. Lucie County or Marion County, proceeds allocated to Indian River Community College or the Central Florida Community College.

### Other Legislation:

9. Chapter 74-19, Laws of Florida, 1974, amending §550.07; repealing §550.33(2) (c), Florida Statutes; and deleting authorization for the Division of Pari-Mutuel Wagering of the Department of Business Regulation to revoke the permit of a licensee who contributes to a political party or a political campaign.
10. Chapter 74-178, Laws of Florida, 1974, relates to horse racing, amending §550.33, Florida Statutes, by adding a new subsection (7) which authorizes substitute horse races other than quarter horses at a quarter horse meet, providing certain limitation on operation and limiting racing to twelve per day for quarter horse and harness racing.
11. Chapter 74-267, Laws of Florida, 1974, relates to greyhound racing; authorizing any holder of a valid outstanding permit for greyhound racing in a county in which there is only one such permit issued to move the location of said permit to another location within a thirty-mile radius within the county, provided that certain local conditions are met and the move is approved by the Board of Business Regulation, after a public hearing.



12. Chapter 74-379 relates to jurors; amending 921-141(1), Florida Statutes providing for a second jury or special juror at sentencing proceedings; and amending §550.181(1), Florida Statutes, 1973, prohibiting certain persons from holding racing permits, becoming effective as of October 1, 1974.

13. Chapter 74-600, Laws of Florida, 1974, provides, under specific formula, for distribution of pari-mutuel monies received by St. Lucie County among the District School Board of St. Lucie County, the Board of County Commissioners of St. Lucie County, and the District Board of Trustees of Indian River Community College.

### LITIGATION

During the fiscal year ending June 30, 1974, the Division of Pari-Mutuel Wagering was a party to the following proceedings:

#### CASES CONCLUDED, INITIATED OR PENDING:

1. **W. F. CAPLE v. DIVISION OF PARI-MUTUEL WAGERING**,  
Dade County Circuit Court.

Complaint was instituted for a temporary restraining order and an attack on the validity of Rule 7E-1.06(15) and (16) prohibiting any person from having any hypodermic syringe or hypodermic needle within a licensed establishment. It also requires that all medicines or drugs shall be kept or stored at all times in a securely locked cabinet. (Pending)

2. **W. F. CAPLE v. DIVISION OF PARI-MUTUEL WAGERING**,  
Board Appeal.

Appealing the Order of the Director of the Division of Pari-Mutuel Wagering suspending the license of W. F. Caple for violation of Rule 7E-1.06(15) and (16), as above stated.

3. **MARTIN TABAK v. ORANGE PARK KENNEL CLUB and the STATE OF FLORIDA**,  
Clay County Circuit Court.

Mr. Tabak is attempting to re-establish a cost-winning pari-mutuel ticket; but he does not have tickets to support his claim to the monies, because he threw them away prematurely. (Pending)

4. **IKE BAILEY v. DIVISION OF PARI-MUTUEL WAGERING and THEODORE T. ZORNOW, PRESIDENT OF THE U.S. TROTTING ASSOCIATION**, Federal District Court (Northern District).

Attaching Division's refusal to issue a license to Ike Bailey based on a rule which requires that the applicant must hold a current license with the United States Trotting Association.



5. **KENNETH D. WILKEY v. DIVISION OF PARI-MUTUEL WAGERING,**  
Board Appeal.

Mr. Wilkey appealed an order of the Director of the Division declaring him ineligible for licensing for a period of two years. The Board affirmed the Director's order but reduced the period of ineligibility to one year. The case resulted from having found that a horse owned and trained by Mr. Wilkey raced with medication in its system, and hypodermic needles, syringes, prohibited medicines, and instructions relative to their use in appellant's automobile.

6. **KENNETH D. WILKEY v. DIVISION OF PARI-MUTUEL WAGERING,**  
1st District Court of Appeal.

Appealing the order of the Board revoking Mr. Wilkey's trainer's license for one year, as above stated.

7. **VOLUSIA JAI-ALAI v. DIVISION OF PARI-MUTUEL WAGERING,**  
1st District Court of Appeal.

Appealing an order of the Director suspending the license and permit of Volusia Jai-Alai, Inc., and Sports Palace, Inc., where Emprise Corporation had an interest in both plants and had been convicted of a felony in the Federal Court in the State of California. (Pending)

8. **WEST FLAGLER ASSOCIATES v. JACK B. COOPER,**  
Circuit Court.

Requesting an interpretation of Section 550.181, Florida Statutes, and attacking its validity. (Pending)

9. **JOSEPH G. WISEMAN v. DIVISION OF PARI-MUTUEL WAGERING,**  
Board Appeal.

Appealing an adverse decision of the Director to the Board, Mr. Wiseman was denied a license at a Division Hearing because he had been suspended by the United States Thoroughbred Association. (pending)

10. **DAYTONA BEACH KENNEL CLUB v. DIVISION OF PARI-MUTUEL WAGERING,**  
Board Appeal.

Appealing an order of the Director suspending Daytona's permit and license because of its affiliation with Emprise Corporation, which has been convicted of a felony in the Federal Court in the State of California. (Pending)

11. **RICHARD D. KIPER v. DIVISION OF PARI-MUTUEL WAGERING,**  
Board Appeal.

Appealing an adverse decision of the Director to the Board, which upheld denial of a license on January 5, 1974, but ruled that appellant would subsequently be eligible for licensing. The Board affirmed the decision of the Director.

12. **PATSY PASSERO v. DIVISION OF PARI-MUTUEL WAGERING,**  
Board Appeal.

Appealing an adverse decision of the Director to the Board, the Division, after a hearing, revoked appellant's license for associating with bookmakers. (Pending)

13. **JOE RINGLER v. DIVISION OF PARI-MUTUEL WAGERING,**  
Board Appeal.

Appealing an adverse decision of the Director to the Board, the Division denied Mr. Ringler patron reinstatement after a hearing, for alleged cashing of tickets for another patron for a fee. (Pending)

14. **CLYDE ST. LEON v. DIVISION OF PARI-MUTUEL WAGERING,**  
Board Appeal.

Appealing an adverse decision of the Director to the Board, Mr. St. Leon protested a claim, and the stewards denied the protest. The Division, after a hearing, upheld the stewards' ruling. (Pending)

15. **LATIN AMERICAN JAI-ALAI, INC. v. DIVISION OF PARI-MUTUEL WAGERING,**  
Board Appeal.

An appeal of the Director's decision which refused to accept Latin American Jai-Alai, Inc.'s permit application, because said fronton would be within a fifty mile radius of other pari-mutuel plants.

16. **BILLY ROSE v. DIVISION OF PARI-MUTUEL WAGERING,**  
Board Appeal.

Appealing an adverse decision of the Director to the Board, Mr. Rose's license was revoked by the Division after a hearing, for possession of a hypodermic syringe and a revolver on the grounds of an association. (Pending)

17. **CHURRUCA v. BOARD OF BUSINESS REGULATION et al.,**  
Federal District Court, Southern District of Florida #72-2045 - Div. - JLK

Sixteen former jai-alai players filed an action against the Board arising from a dispute between the jai-alai frontons and the jai-alai players and a ruling by a former racing commission during the 1968-1969 season. The plaintiffs allege that the jai-alai fronton violated the Sherman and Clayton Acts in refusing employment to the jai-alai players, and further allege that the former racing commission conspired with these defendant jai-alai frontons to violate such act. The suit is for triple damages and is in excess of \$300,000. (Pending)

### **NATIONAL COORDINATION**

The State of Florida is a member of the National Association of State Racing Commissioners (NASRC), an organization made up of all of the various states having legalized pari-mutuel activities. Through the exchange of information and ideas, the National Association is of great benefit to each member of the association. Under a reciprocity agreement, each state recognizes rulings made by another state racing board.

The 1974 Convention was held during the third week in March, in Mexico City, where the NASRC enjoyed the outstanding hospitality of the Mexican Racing Commission.

The Association of Official Racing Chemists also held their convention in Mexico City in conjunction with the National Association of State Racing Commissioners.

### **CONCLUSION**

In behalf of my employees and myself, please be assured that this Division shall continue to dedicate itself to the best interests of the public and the State of Florida by seeing that pari-mutuel activities are conducted with complete integrity.

Respectfully submitted,

J. PATRICK McCANN  
Director

**EXHIBIT "A"**  
**DEPARTMENT OF BUSINESS REGULATION**  
**DIVISION OF PARI-MUTUEL WAGERING**  
**COMBINED BALANCE SHEET — ALL FUNDS**  
**JUNE 30, 1974**

★ Totals are used for management purposes

	<i>Operating Trust Fund</i>	<i>Additional Harness &amp; Dog Track Trust Fund</i>	<i>Florida Horse Racing Promotional Trust Fund</i>	<i>General Revenue Fund</i>
<b>Assets:</b>				
Cash in Transit . . . . .	90			
	178,838.00	119,189.29		130,162.27
Cash in Revolving Fund . . . . .	100.00			
Cash in Cancellation and Restoration . . . . .	16,733.82	5,750.00		
Cash with State Treasury . . . . .	260,923.45	57,256.02	36,251.82	
Accounts Receivable - Returned Checks . . . . .	118.00			
Accounts Receivable-Revenue . . .	626,956.63	289,527.36	19,955.20	739,087.31
Prepaid Expense . . . . .	484.34			
Laboratory Furniture and Equipment - Office Furniture and Equipment				
<b>TOTAL ASSETS:</b>	<u>1,084,155.14</u>	<u>471,722.67</u>	<u>56,207.02</u>	<u>869,249.58</u>
<b>Liabilities:</b>				
<b>Accounts Payable</b>				
Salaries . . . . .	1,770.24			
Other Personal Services . . . . .	6,728.00			
Expenses . . . . .	339,742.89	147,484.98		
Operating Capital Outlay . . . . .	995.00			
Due Gen. Revenue Surplus . . . . .	667,244.28	318,487.69		869,249.58
Interdepartmental . . . . .	319.79			
Department of Education . . . . .				
Department of Commerce . . . . .				
Department of Agriculture . . . . .				
Payment of Awards . . . . .			56,207.02	
<b>TOTAL LIABILITIES:</b>	<u>1,016,800.20</u>	<u>465,972.67</u>	<u>56,207.02</u>	<u>869,249.58</u>
<b>Reserves &amp; Fund Balance:</b>				
Reserve for Encumbrances . . . . .	10,621.12			
Reserve for Restricted or Non-Operating Cash . . . . .	16,733.82	5,750.00		
Investment in Fixed Assets . . . . .				
Fund Balance . . . . .	40,000.00			
	<u>67,354.94</u>	<u>5,750.00</u>		
<b>TOTAL LIABILITIES, RESERVES AND FUND BALANCE:</b>	<u>1,084,155.14</u>	<u>471,722.67</u>	<u>56,207.02</u>	<u>869,249.58</u>

Harness Racing Promotional Trust Fund	Horse Racing Promotional Trust Fund	Quarter Horse Racing Promotional Trust Fund	Racing Scholarship Trust Fund	Principal State School Trust Fund	Bicentennial Trust Fund	Insurance Replacement Fund	General Fixed Assets	Total All Funds
								.90
								428,189.56
								100.00
						2,268.40		24,752.22
								354,431.29
								118.00
2,115.38	1,368.03			84,526.90				1,763,536.81
								484.34
							40,586.23	40,586.78
							140,129.98	140,129.98
<u>2,115.38</u>	<u>1,368.03</u>	<u>      </u>	<u>      </u>	<u>84,526.90</u>	<u>      </u>	<u>2,268.40</u>	<u>180,716.21</u>	<u>2,752,329.33</u>
								1,770.24
								6,728.00
								487,227.87
								995.00
								1,854,981.55
								319.79
				84,526.90				84,526.90
2,115.38	1,368.03							3,483.41
								56,207.02
<u>2,115.38</u>	<u>1,368.03</u>	<u>      </u>	<u>      </u>	<u>84,526.90</u>	<u>      </u>	<u>      </u>	<u>      </u>	<u>2,496,239.78</u>
								10,621.12
							180,716.21	203,200.03
						2,268.40		42,268.40
						2,268.40	180,716.21	256,089.55
<u>2,115.38</u>	<u>1,368.03</u>	<u>      </u>	<u>      </u>	<u>84,526.90</u>	<u>      </u>	<u>2,268.40</u>	<u>180,716.21</u>	<u>2,752,329.33</u>

**EXHIBIT "B"**  
**DEPARTMENT OF BUSINESS REGULATION**  
**DIVISION OF PARI-MUTUEL WAGERING**  
**STATEMENT OF CHANGES IN FUND BALANCE**  
**FISCAL YEAR ENDED JUNE 30, 1974**

	<i>Operating Trust Fund</i>	<i>Additional Harness &amp; Dog Track Trust Fund</i>	<i>Horse Racing Promotional Fund</i>	<i>General Revenue Fund</i>
Fund Balance - July 1, 1973 . . . . .	40,000.00			
<b>Add:</b>				
Revenue				
Registration Fees . . . . .	19,350.00			
Licenses . . . . .	167,065.03			
Taxes . . . . .	32,258,062.58	12,607,822.09	300,412.11	27,617,554.01
Miscellaneous Revenue . . . . .	421.42			200.00
Investment Income . . . . .				
Breaks . . . . .				3,070,057.05
Breaks Under Chapter 29810 . . . . .				574,680.85
Refundable Receipts . . . . .				
Charity Performances . . . . .				
Escheat Tickets . . . . .				
Adj. to Prior Yr. Revenue . . . . .	(10.25)			
Reserve for Encumbrances June 30, 1973 . . . . .	763.00			
<b>TOTAL ADDITIONS:</b> . . . . .	<u>32,445,651.78</u>	<u>12,607,822.09</u>	<u>300,412.11</u>	<u>31,262,491.91</u>
Fund Balance & Additions . . . . .	32,485,651.78	12,607,822.09	300,412.11	31,262,491.91
<b>Deduct:</b>				
Expenditures:				
Salaries . . . . .	431,098.13			
Other Personal Services . . . . .	949,132.85			
Expenses . . . . .	1,437,139.93	507,429.96	300,412.11	
Operating Capital Outlay . . . . .	9,035.49			
Refunds . . . . .	98.00			
Trans. to General Revenue . . . . .	8,431,219.53	3,222,892.13		31,262,491.91
Trans. to Dept. of Agriculture . . . . .				
Trans. to Dept. of Education . . . . .				
Trans. to Dept. of Commerce . . . . .				
Trans. to Office of Ex. Director . . . . .	148,649.00			
Trans. to Dept. of Law Enforcement . . . . .	18,000.00			
Aid to Counties . . . . .	21,038,000.00	8,877,500.00		
Reserve for Encumbrances June 30, 1974 . . . . .	10,621.12			
Adjustments to Prior Year Expense . . . . .	(27,342.27)			
<b>TOTAL DEDUCTIONS:</b> . . . . .	<u>32,445,651.78</u>	<u>12,607,822.09</u>	<u>300,412.11</u>	<u>31,262,491.91</u>
Fund Balance - June 30, 1974 . . . . .	<u>40,000.00</u>			

<i>Harness Horse Racing Promotional Trust Fund</i>	<i>Quarter Horse Racing Promotional Trust Fund</i>	<i>Racing Scholarship Trust Fund</i>	<i>Principal State School Trust Fund</i>	<i>Bicentennial Trust Fund</i>	<i>Total All Funds</i>
					40,000.00
					19,350.00
					167,065.03
					72,783,850.79
					621.42
108,989.20	29,241.72				3,208,287.97
					574,680.85
		949,801.51		781,549.80	1,731,351.31
			1,136,608.30		1,136,608.30
					(10.25)
					763.00
<u>108,989.20</u>	<u>29,241.72</u>	<u>949,801.51</u>	<u>1,136,608.30</u>	<u>781,549.80</u>	<u>79,662,568.42</u>
108,989.20	29,241.72	949,801.51	1,136,608.30	781,549.80	79,662,568.42
					431,098.13
					949,132.85
					2,244,982.00
					9,035.49
					98.00
108,989.20	29,241.72				42,916,603.57
					138,230.92
		949,801.51	1,136,608.30		2,086,409.81
				781,549.80	781,549.80
					148,649.00
					18,000.00
					29,915,500.00
					10,621.12
					(27,342.27)
<u>108,989.20</u>	<u>29,241.72</u>	<u>949,801.51</u>	<u>1,136,608.30</u>	<u>781,549.80</u>	<u>79,622,568.42</u>
					40,000.00

**EXHIBIT "C"**  
**DEPARTMENT OF BUSINESS REGULATION**  
**DIVISION OF PARI-MUTUEL WAGERING**  
**STATEMENT OF CASH RECEIPTS & DISBURSEMENTS**  
**FOR THE FISCAL YEAR 1973-1974**


	<i>Operating Trust Fund</i>	<i>Additional Harness &amp; Dog Track Trust Fund</i>	<i>Horse Racing Promotional Trust Fund</i>	<i>General Revenue Fund</i>
Cash Balance - July 1, 1973 . . . . .	730,665.61	322,994.31	53,300.26	312,739.89
<b>Receipts:</b>				
Registration Fees . . . . .	19,350.00			
Licenses . . . . .	167,062.53			
Taxes . . . . .	32,086,508.79	12,561,940.90	299,609.12	27,488,442.97
Miscellaneous Revenue . . . . .	421.42			200.00
Investment Income . . . . .				
Investment Redeemed . . . . .				
Breaks . . . . .				3,061,912.46
Breaks Under Chapter 29810 . . . . .				572,175.68
Refundable Receipts . . . . .				
Charity Performances . . . . .				
Escheat Tickets . . . . .				
Refunds to Prior Year Expense . . . . .	29,482.86			
<b>TOTAL RECEIPTS</b> . . . . .	<u>32,302,825.60</u>	<u>12,561,940.90</u>	<u>299,609.12</u>	<u>31,122,731.11</u>
<b>TOTAL AVAILABLE</b> . . . . .	33,033,491.21	12,884,935.21	352,909.38	31,435,471.00
<b>Disbursements:</b>				
Salaries . . . . .	429,128.24			
Other Personal Services . . . . .	942,404.85			
Expenses . . . . .	1,098,111.72	359,944.98	247,727.91	
Operating Capital Outlay . . . . .	8,040.49			
Refunds . . . . .	98.00			
Accounts Payable				
-Certified Forward . . . . .	394,340.34	123,208.07	68,929.65	
Trans. to General Revenue . . . . .	8,516,956.22	3,347,836.85		31,435,471.00
Trans. - Dept. Agriculture . . . . .				
Trans. - Dept. of Education . . . . .				
Trans. - Dept. of Commerce . . . . .				
Trans. - Off. Ex. Director . . . . .	148,649.00			
Trans. - Dept. Law Enforcement . . . . .	18,000.00			
Aid to Counties . . . . .	21,038,000.00	8,877,500.00		
<b>TOTAL DISBURSEMENTS</b> . . . . .	<u>32,593,728.86</u>	<u>12,708,489.90</u>	<u>316,657.56</u>	<u>31,435,471.00</u>
Cash Balance - June 30, 1974 . . . . .	<u>439,762.35</u>	<u>176,445.31</u>	<u>36,251.82</u>	

\* Includes 4% Service Charge to General Revenue Fund  
 Actual Operating Expenses - \$132,556.



<u>Harness Horse Racing Promotional Trust Fund</u>	<u>Quarter Horse Racing Promotional Trust Fund</u>	<u>Racing Scholarship Trust Fund</u>	<u>Principal State School Trust Fund</u>	<u>Bicentennial Trust Fund</u>	<u>Total All Funds</u>
1,002.87	2,927.62	3,858.79	97,497.70		1,524,987.05
					19,350.00
					167,062.53
					72,436,501.78
					621.42
110,608.11	32,021.89				3,204,542.46
					572,175.68
		964,280.94			964,280.94
			1,081,017.60	793,457.26	1,874,474.86
					29,482.86
<u>110,608.11</u>	<u>32,021.89</u>	<u>964,280.94</u>	<u>1,081,017.60</u>	<u>793,457.26</u>	<u>79,268,492.53</u>
111,610.98	34,949.51	968,139.73	1,178,515.30	793,457.26	80,793,479.58
					429,128.24
					942,404.85
					1,705,784.61
					8,040.49
					98.00
					586,478.06
					43,300,264.07
109,495.60	33,581.48				143,077.08
		968,139.73	1,178,515.30		2,146,655.03
				793,457.26	793,457.26
					148,649.00
					18,000.00
					29,915,500.00
<u>109,495.60</u>	<u>33,581.48</u>	<u>968,139.73</u>	<u>1,178,515.30</u>	<u>793,457.26</u>	<u>80,137,536.69</u>
<u>2,115.38</u>	<u>1,368.03</u>				<u>655,942.89</u>

e Fund.



Business & Horse Promo. Fund Age	Track / Fronton Revenues					Distributed To Public from P/M Handle
	Fla. Horse Tracks Purse Pools	Track Allowance Up to \$170. Per Race	Net Track Commission & Sliding Scale 10/17	Fronton Breakage	Total Track Revenue from P/M Handle	
\$	\$ 306,000.00	\$ 5,774,293.40	\$	\$ 6,080,293.40	\$ 49,210,805.92	
	315,180.00	7,737,030.20		8,052,210.20	65,481,937.16	
	316,200.00	1,598,609.00		1,914,809.00	14,741,432.24	
	298,860.00	3,057,764.60		3,356,624.60	26,724,306.00	
	283,390.00	3,431,532.50		3,714,922.50	29,728,249.54	
	316,200.00	4,842,236.00		5,158,436.00	41,518,369.81	
	244,800.00	2,718,120.20		2,962,920.20	23,660,317.34	
	231,540.00	980,396.20		1,211,936.20	9,218,608.38	
	221,708.22	238,922.70		460,630.92	2,944,162.58	
	265,200.00	2,727,443.00		2,992,643.00	23,811,350.26	
	244,800.00	2,210,834.80		2,455,634.80	19,454,655.60	
	309,910.00	1,446,755.20		1,756,665.20	13,452,199.92	
	308,040.00	6,021,465.90		6,329,505.90	51,219,871.00	
	316,200.00	2,658,982.80		2,975,182.80	23,508,150.62	
	299,030.00	3,278,426.70		3,577,456.70	28,543,212.16	
	266,050.00	896,215.10		1,162,265.10	8,685,514.48	
	310,080.00	7,800,025.40		8,110,105.40	65,967,066.16	
	4,853,188.22	57,419,053.70		62,272,241.92	497,870,209.17	
		12% Comm.	50%			
		3,129,959.76	37,061.07	3,167,020.83	21,574,752.18	
		2,271,723.24	20,271.76	2,291,995.00	15,672,208.10	
		344,082.72	3,512.43	347,595.15	2,372,880.50	
		2,725,317.12	24,660.36	2,749,977.48	18,800,788.50	
		5,214,666.12	51,696.70	5,266,362.82	35,964,680.19	
		1,441,721.52	13,999.53	1,455,721.05	9,943,903.66	
		1,700,872.68	16,045.05	1,716,917.73	11,732,278.40	
		3,701,733.36	36,342.51	3,738,075.87	25,530,969.90	
		1,255,136.64	11,629.13	1,266,765.77	8,658,103.00	
		21,785,213.16	215,218.54	22,000,431.70	150,250,564.43	
8.87		1,297,988.19		1,297,988.19	6,359,315.08	
0.19		3,059,320.88		3,059,320.88	22,627,766.18	
9.06		4,357,309.07		4,357,309.07	28,987,081.26	
5.29		350,491.94		350,491.94	2,038,659.48	
6.43		885,929.64		885,929.64	4,989,209.50	
1.72		1,236,421.58		1,236,421.58	7,027,868.98	
	1%, 2%, 4% Comm. & 100% Breakage					
	1,797,352.96	7,850,837.15		9,648,190.11	73,989,323.02	
	101,947.27	1,783,176.78		1,885,124.05	10,801,209.95	
	3,536,915.25	3,183,223.62		6,720,138.87	58,119,161.14	
	2,316,023.95	2,084,421.46		4,400,445.41	38,044,417.98	
	2,192,361.85	1,973,125.58		4,165,487.43	36,121,673.25	
	9,944,601.28	16,874,784.59		26,819,385.87	217,075,785.34	
0.78	9,944,601.28	4,853,188.22	101,672,782.10	215,218.54	116,685,790.14	901,211,509.18

**EXHIBIT "D" FISCAL YEAR 1973-1974 SUMMARY OF RACING REVENUES**

Sources of Racing Revenues	No. Days Racing	No. Performances Held	Paid Attendance	Pari-Mutuel Handle	Tax on Attendance	Net Commission & Sliding Scale on P/M Handle 3/17	Net Commission & Sliding Scale on P/M Handle 2/17	2/17 of Net Commission P/M Handle	Breakage 25%	Breakage 75%	Total State Tax Revenue	Trust Fund Revenues		Track / Fronton Revenues				Distributed To Public from P/M Handle	
												Fla. Horse Racing Promotion Trust Fund Breakage	Fla. Harness & Quarter Horse Racing Promo. Trust Fund Breakage	Fla. Horse Tracks Purse Pools	Track Allowance Up to \$170. Per Race	Net Track Commission & Sliding Scale 10/17	Fronton Breakage		Total Track Revenue from P/M Handle
<b>GREYHOUND RACING ASSOCIATIONS</b>																			
Associated Outdoor Clubs, Inc.	101	150	829,666	\$ 59,542,934.00	\$ 88,580.33	\$ 1,732,288.02	\$ 1,154,858.68	\$ 1,154,858.68	\$ 52,456.80	\$ 157,372.50	\$ 4,340,415.01	\$	\$	\$	\$ 306,000.00	\$ 5,774,293.40	\$	\$ 6,080,293.40	\$ 49,210,805.92
Biscayne Kennel Club, Inc.	107	156	1,055,726	79,224,302.00	117,756.71	2,321,109.06	1,547,406.04	1,547,406.04	68,557.96	205,675.54	5,807,911.35				315,180.00	7,737,030.20		8,052,210.20	65,481,937.16
Bonita-Ft. Myers Corp.	105	155	279,739	17,846,090.00	32,927.92	479,582.70	319,721.80	319,721.80	17,705.30	53,117.16	1,222,776.68				316,200.00	1,598,609.00		1,914,809.00	14,741,432.24
Daytona Kennel Club, Inc.	100	148	467,982	32,335,646.00	55,125.90	917,329.38	611,552.92	611,552.92	28,569.49	85,710.69	2,309,841.30				298,860.00	3,057,764.60		3,356,624.60	26,724,306.00
Investment Corp. of Palm Beach	105	139	516,421	35,982,325.00	56,482.93	1,029,459.75	686,306.50	686,306.50	34,269.52	102,810.69	2,595,635.89				283,390.00	3,431,532.50		3,714,922.50	29,728,249.54
Investment Corp. of So. Florida	105	155	769,181	50,282,360.00	89,422.73	1,452,670.80	968,447.20	968,447.20	53,996.73	161,992.26	3,694,976.92				316,200.00	4,842,236.00		5,158,436.00	41,518,369.81
Jacksonville Kennel Club, Inc.	102	120	418,340	28,621,202.00	44,506.22	815,436.06	543,624.04	543,624.04	23,819.61	71,460.71	2,042,470.68				244,800.00	2,718,120.20		2,962,920.20	23,660,317.34
Jefferson County Kennel Club, Inc.	94	114	168,290	11,165,962.00	18,416.93	294,118.86	196,079.24	196,079.24	12,284.56	36,855.52	753,834.35				231,540.00	980,396.20		1,211,936.20	9,218,608.38
Keys Racing Association, Ltd.	105	120	68,644	3,567,900.00	7,123.95	63,022.32	42,014.88	42,014.88	4,298.32	12,896.10	170,230.45				221,708.22	238,922.70		460,630.92	2,944,162.58
Miami Beach Kennel Club, Inc.	105	130	416,934	28,834,430.00	46,483.26	818,232.90	545,488.60	545,488.60	30,306.30	90,920.34	2,076,920.00				265,200.00	2,727,443.00		2,992,643.00	23,811,350.26
Orange Park Kennel Club, Inc.	102	120	335,949	23,548,348.00	38,463.18	663,250.44	442,166.96	442,166.96	22,617.81	67,855.43	1,676,520.78				244,800.00	2,210,834.80		2,455,634.80	19,454,655.60
Pensacola Greyhound Racing, Inc.	105	153	236,264	16,290,552.00	29,723.00	434,026.56	289,351.04	289,351.04	17,239.04	51,719.20	1,111,409.88				309,910.00	1,446,755.20		1,756,665.20	13,452,199.92
St. Petersburg Kennel Club, Inc.	101	151	894,901	62,026,659.00	101,356.54	1,806,439.77	1,204,293.18	1,204,293.18	65,563.46	196,692.51	4,578,638.64				308,040.00	6,021,465.90		6,329,505.90	51,219,871.00
Sanford-Orlando Kennel Club, Inc.	95	155	400,349	28,449,828.00	44,309.72	797,694.84	531,796.56	531,796.56	26,301.06	78,905.56	2,010,804.30				316,200.00	2,658,982.80		2,975,182.80	23,508,150.62
Sarasota Kennel Club, Inc.	100	149	462,665	34,543,267.00	52,824.05	983,528.01	655,685.34	655,685.34	31,924.33	95,775.12	2,475,422.19				299,030.00	3,278,426.70		3,577,456.70	28,543,212.16
Washington County Kennel Club, Inc.	105	131	192,751	10,527,151.00	19,782.10	268,864.53	179,243.02	179,243.02	13,004.67	39,016.18	699,153.52				266,050.00	896,215.10		1,162,265.10	8,685,514.48
West Flagler Associates, Ltd.	103	152	1,012,724	79,824,254.00	110,184.44	2,340,007.62	1,560,005.08	1,560,005.08	71,765.75	215,298.91	5,857,266.88				310,080.00	7,800,025.40		8,110,105.40	65,967,066.16
<b>TOTAL GREYHOUND TRACKS</b>	<b>1,740</b>	<b>2,398</b>	<b>8,526,526</b>	<b>602,613,210.00</b>	<b>953,469.91</b>	<b>17,217,061.62</b>	<b>11,478,041.08</b>	<b>11,478,041.08</b>	<b>574,680.71</b>	<b>1,724,074.42</b>	<b>43,424,228.82</b>				<b>4,853,188.22</b>	<b>57,419,053.70</b>		<b>62,272,241.92</b>	<b>497,870,209.17</b>
<b>JAI-ALAI FRONTONS</b>																			
Dania Jai-Alai Palace, Inc.	105	155	585,841	26,082,998.00	108,500.01	3% Comm. 782,489.94	2% Comm. 521,659.96			50% 37,075.09	1,449,725.00				12% Comm. 3,129,959.76	37,061.07		3,167,020.83	21,574,752.18
Florida Jai-Alai, Inc.	105	155	360,106	18,931,027.00	40,839.23	567,930.81	378,620.54			20,272.55	1,007,663.13				2,271,723.24	20,271.76		2,291,995.00	15,672,208.10
Fort Pierce Jai-Alai, Inc.	24	34	57,117	2,867,356.00	7,512.26	86,020.68	57,347.12			3,512.55	154,392.61				344,082.72	3,512.43		347,595.15	2,372,880.50
The Fronton, Inc.	105	155	422,837	22,710,976.00	55,090.86	681,329.28	454,219.52			24,661.22	1,215,300.88				2,725,317.12	24,660.36		2,749,977.48	18,800,788.50
Miami Jai-Alai, Inc.	105	155	977,661	43,455,551.00	145,738.49	1,303,666.53	869,111.02			51,730.44	2,370,246.48				5,214,666.12	51,696.70		5,266,362.82	35,964,680.19
Ocala Jai-Alai, Inc.	101	149	242,511	12,014,346.00	29,988.38	360,430.38	240,286.92			14,003.99	644,709.67				1,441,721.52	13,999.53		1,455,721.05	9,943,903.66
Sports Palace, Inc.	119	176	273,771	14,173,939.00	35,116.12	425,218.17	283,478.78			16,045.92	759,858.99				1,700,872.68	16,045.05		1,716,917.73	11,732,278.40
Tampa Jai-Alai, Inc.	105	155	630,529	30,847,778.00	78,897.46	925,433.34	616,955.56			36,343.33	1,657,629.69				3,701,733.36	36,342.51		3,738,075.87	25,530,969.90
Volusia Jai-Alai, Inc.	64	93	203,752	10,459,472.00	23,110.35	313,784.16	209,189.44			11,629.63	557,713.58				1,255,136.64	11,629.13		1,266,765.77	8,658,103.00
<b>TOTAL JAI-ALAI FRONTONS</b>	<b>833</b>	<b>1,227</b>	<b>3,754,125</b>	<b>181,543,443.00</b>	<b>524,793.16</b>	<b>5,446,303.29</b>	<b>3,630,868.86</b>			<b>215,274.72</b>	<b>9,817,240.03</b>				<b>21,785,213.16</b>	<b>215,218.54</b>		<b>22,000,431.70</b>	<b>150,250,564.43</b>
<b>HARNESS RACING ASSOCIATIONS</b>																			
Seminole Park & Fairgrounds, Inc.	99	99	151,521	7,905,201.00	22,175.47	3% Comm. & Flat Rate 156,000.00	2% Comm. & Flat Rate 52,000.00			50% 19,948.86	250,124.33				19,948.87			1,297,988.19	1,297,988.19
Tourist Attractions, Inc.	101	101	480,983	27,812,008.00	70,575.23	834,360.24	556,240.16			556,240.16	89,040.19				89,040.19			3,059,320.88	3,059,320.88
<b>TOTAL HARNESS TRACKS</b>	<b>200</b>	<b>200</b>	<b>632,504</b>	<b>35,717,209.00</b>	<b>92,750.70</b>	<b>990,360.24</b>	<b>608,240.16</b>			<b>556,240.16</b>	<b>108,989.05</b>				<b>108,989.06</b>			<b>4,357,309.07</b>	<b>4,357,309.07</b>
<b>QUARTER HORSE RACING ASSOCIATIONS</b>																			
Gator Downs Racing, Inc. — Bayard	43	43	37,086	2,473,482.00	4,587.10	52,500.00	17,500.00			7,165.29	81,752.39				7,165.29			350,491.94	350,491.94
Gator Downs Racing, Inc. — Pompano	55	55	113,943	6,064,292.00	15,676.43	108,750.00	36,250.00			22,076.43	182,752.86				22,076.43			885,929.64	885,929.64
<b>TOTAL QUARTER HORSE TRACKS</b>	<b>98</b>	<b>98</b>	<b>151,029</b>	<b>8,537,774.00</b>	<b>20,263.53</b>	<b>161,250.00</b>	<b>53,750.00</b>			<b>29,241.72</b>	<b>264,505.25</b>				<b>29,241.72</b>			<b>1,236,421.58</b>	<b>1,236,421.58</b>
<b>HORSE RACING ASSOCIATIONS</b>																			
Calder Race Course, Inc.	119	119	757,160	89,867,648.00	137,494.53	3% Comm. & Flat Rate 1,135,927.65	5% & 4 1/4 % & Flat Rate 4,493,382.40			50% 300,412.71	6,067,217.29			50% 300,412.11	1,797,352.96			7,850,837.15	9,648,190.11
Florida Downs and Turf Club, Inc.	50	50	145,395	13,136,334.00	27,774.82	337,500.00	112,500.00				477,774.82				101,947.27			1,783,176.78	1,885,124.05
Gulfstream Park Racing Assn., Inc.	40	40	482,467	70,738,305.00	183,004.85	2,122,149.15	3,183,223.83			593,632.01	6,082,009.84				3,536,915.25			3,183,223.62	6,720,138.87
Hialeah Park, Inc.	40	40	322,705	46,320,479.00	122,442.76	1,389,614.37	2,084,421.65			401,579.59	3,998,058.37				2,316,023.95			2,084,421.46	4,400,445.41
Tropical Park, Inc. at Calder	40	40	291,533	43,847,237.00	80,480.80	1,315,417.11	1,973,125.75			271,533.46	3,640,557.12				2,192,361.85			1,973,125.58	4,165,487.43
<b>TOTAL HORSE TRACKS</b>	<b>289</b>	<b>289</b>	<b>1,999,260</b>	<b>263,910,003.00</b>	<b>551,197.76</b>	<b>6,300,608.28</b>	<b>11,846,653.63</b>			<b>1,567,157.77</b>	<b>20,265,617.44</b>			<b>300,412.11</b>	<b>9,944,601.28</b>			<b>16,874,784.59</b>	<b>26,819,385.87</b>
<b>TOTAL ALL TRACKS AND FRONTONS</b>	<b>3,160</b>	<b>4,212</b>	<b>15,063,444</b>	<b>1,092,321,639.00</b>	<b>2,142,475.06</b>	<b>30,115,583.43</b>	<b>27,617,553.73</b>	<b>12,033,141.24</b>	<b>574,680.71</b>	<b>3,644,737.68</b>	<b>76,128,171.85</b>			<b>300,412.11</b>	<b>4,853,188.22</b>			<b>101,672,782.10</b>	<b>116,685,790.14</b>
<b>OTHER INCOME</b>																			
																			Occupational Licenses 167,091.03
																			Stable / Kennel Name Registrations 19,350.00
																			Miscellaneous 621.42
																			<b>Total Other Income 187,062.45</b>
																			<b>GRAND TOTAL RECEIPTS = 76,315,234.30</b>

In addition to Grand Total Receipts See Exhibits' Grand Total Receipts for other funds collected.



**EXHIBIT "D" FISCAL YEAR 1973-1974 SUMMARY OF RACING REVENUES**

Sources of Racing Revenues	No. Days Racing	No. Performances Held	Paid Attendance	Pari-Mutuel Handle	Tax on Attendance	Net Commission & Sliding Scale on P/M Handle 3/17	Net Commission & Sliding Scale on P/M Handle 2/17	2/17 of Net Commission P/M Handle	Breakage 25%	Breakage 75%	Total State Tax Revenue	Trust Fund Revenues		Track / Fronton Revenues				
												Fla. Horse Racing Promotion Trust Fund Breakage	Fla. Harness & Quarter Horse Racing Promo. Trust Fund Breakage	Fla. Horse Tracks Purse Pools	Track Allowance Up to \$170. Per Race	Net Track Commission & Sliding Scale 10/17	Fronton Breakage	Total Track Revenue from P/M Handle
<b>GREYHOUND RACING ASSOCIATIONS</b>																		
Associated Outdoor Clubs, Inc.	101	150	829,666	\$ 59,542,934.00	\$ 88,580.33	\$ 1,732,288.02	\$ 1,154,858.68	\$ 1,154,858.68	\$ 52,456.80	\$ 157,372.50	\$ 4,340,415.01	\$	\$	\$	\$ 306,000.00	\$ 5,774,293.40	\$ 6,080,293.40	
Biscayne Kennel Club, Inc.	107	156	1,055,726	79,224,302.00	117,756.71	2,321,109.06	1,547,406.04	1,547,406.04	68,557.96	205,675.54	5,807,911.35				315,180.00	7,737,030.20	8,052,210.20	
Bonita-Ft. Myers Corp.	105	155	279,739	17,846,090.00	32,927.92	479,582.70	319,721.80	319,721.80	17,705.30	53,117.16	1,222,776.68				316,200.00	1,598,609.00	1,914,809.00	
Daytona Kennel Club, Inc.	100	148	467,982	32,335,646.00	55,125.90	917,329.38	611,552.92	611,552.92	28,569.49	85,710.69	2,309,841.30				298,860.00	3,057,764.60	3,356,624.60	
Investment Corp. of Palm Beach	105	139	516,421	35,982,325.00	56,482.93	1,029,459.75	686,306.50	686,306.50	34,269.52	102,810.69	2,595,635.89				283,390.00	3,431,532.50	3,714,922.50	
Investment Corp. of So. Florida	105	155	769,181	50,282,360.00	89,422.73	1,452,670.80	968,447.20	968,447.20	53,996.73	161,992.26	3,694,976.92				316,200.00	4,842,236.00	5,158,436.00	
Jacksonville Kennel Club, Inc.	102	120	418,340	28,621,202.00	44,506.22	815,436.06	543,624.04	543,624.04	23,819.61	71,460.71	2,042,470.68				244,800.00	2,718,120.20	2,962,920.20	
Jefferson County Kennel Club, Inc.	94	114	168,290	11,165,962.00	18,416.93	294,118.86	196,079.24	196,079.24	12,284.56	36,855.52	753,834.35				231,540.00	980,396.20	1,211,936.20	
Keys Racing Association, Ltd.	105	120	68,644	3,567,900.00	7,123.95	63,022.32	42,014.88	42,014.88	4,298.32	12,896.10	170,230.45				221,708.22	238,922.70	460,630.92	
Miami Beach Kennel Club, Inc.	105	130	416,934	28,834,430.00	46,483.26	818,232.90	545,488.60	545,488.60	30,306.30	90,920.34	2,076,920.00				265,200.00	2,727,443.00	2,992,643.00	
Orange Park Kennel Club, Inc.	102	120	335,949	23,548,348.00	38,463.18	663,250.44	442,166.96	442,166.96	22,617.81	67,855.43	1,676,520.78				244,800.00	2,210,834.80	2,455,634.80	
Sarasota Greyhound Racing, Inc.	105	153	236,264	16,290,552.00	29,723.00	434,026.56	289,351.04	289,351.04	17,239.04	51,719.20	1,111,409.88				309,910.00	1,446,755.20	1,756,665.20	
St. Petersburg Kennel Club, Inc.	101	151	894,901	62,026,659.00	101,356.54	1,806,439.77	1,204,293.18	1,204,293.18	65,563.46	196,692.51	4,578,638.64				308,040.00	6,021,465.90	6,329,505.90	
Sanford-Orlando Kennel Club, Inc.	95	155	400,349	28,449,828.00	44,309.72	797,694.84	531,796.56	531,796.56	26,301.06	78,905.56	2,010,804.30				316,200.00	2,658,982.80	2,975,182.80	
Sarasota Kennel Club, Inc.	100	149	462,665	34,543,267.00	52,824.05	983,528.01	655,685.34	655,685.34	31,924.33	95,775.12	2,475,422.19				299,030.00	3,278,426.70	3,577,456.70	
Washington County Kennel Club, Inc.	105	131	192,751	10,527,151.00	19,782.10	268,864.53	179,243.02	179,243.02	13,004.67	39,016.18	699,153.52				266,050.00	896,215.10	1,162,265.10	
West Flagler Associates, Ltd.	103	152	1,012,724	79,824,254.00	110,184.44	2,340,007.62	1,560,005.08	1,560,005.08	71,765.75	215,298.91	5,857,266.88				310,080.00	7,800,025.40	8,110,105.40	
<b>TOTAL GREYHOUND TRACKS</b>	<b>1,740</b>	<b>2,398</b>	<b>8,526,526</b>	<b>602,613,210.00</b>	<b>953,469.91</b>	<b>17,217,061.62</b>	<b>11,478,041.08</b>	<b>11,476,901.08</b>	<b>574,680.71</b>	<b>1,724,074.42</b>	<b>43,424,228.82</b>				<b>4,853,188.22</b>	<b>57,419,053.70</b>	<b>62,272,241.92</b>	
<b>JAI-ALAI FRONTONS</b>																		
Dania Jai-Alai Palace, Inc.	105	155	585,841	26,082,998.00	108,500.01	3% Comm. 782,489.94	2% Comm. 521,659.96			50% 37,075.09	1,449,725.00				12% Comm. 3,129,959.76	50% 37,061.07	3,167,020.83	
Florida Jai-Alai, Inc.	105	155	360,106	18,931,027.00	40,839.23	567,930.81	378,620.54			20,272.55	1,007,663.13				2,271,723.24	20,271.76	2,291,995.00	
Fort Pierce Jai-Alai, Inc.	24	34	57,117	2,867,356.00	7,512.26	86,020.68	57,347.12			3,512.55	154,392.61				344,082.72	3,512.43	347,595.15	
The Fronton, Inc.	105	155	422,837	22,710,976.00	55,090.86	681,329.28	454,219.52			24,661.22	1,215,300.88				2,725,317.12	24,660.36	2,749,977.48	
Miami Jai-Alai, Inc.	105	155	977,661	43,455,551.00	145,738.49	1,303,666.53	869,111.02			51,730.44	2,370,246.48				5,214,666.12	51,696.70	5,266,362.82	
Ocala Jai-Alai, Inc.	101	149	242,511	12,014,346.00	29,988.38	360,430.38	240,286.92			14,003.99	644,709.67				1,441,721.52	13,999.53	1,455,721.05	
Sports Palace, Inc.	119	176	273,771	14,173,939.00	35,116.12	425,218.17	283,478.78			16,045.92	759,858.99				1,700,872.68	16,045.05	1,716,917.73	
Tampa Jai-Alai, Inc.	105	155	630,529	30,847,778.00	78,897.46	925,433.34	616,955.56			36,343.33	1,657,629.69				3,701,733.36	36,342.51	3,738,075.87	
Volusia Jai-Alai, Inc.	64	93	203,752	10,459,472.00	23,110.35	313,784.16	209,189.44			11,629.63	557,713.58				1,255,136.64	11,629.13	1,266,765.77	
<b>TOTAL JAI-ALAI FRONTONS</b>	<b>833</b>	<b>1,227</b>	<b>3,754,125</b>	<b>181,543,443.00</b>	<b>524,793.16</b>	<b>5,446,303.29</b>	<b>3,630,868.86</b>			<b>215,274.72</b>	<b>9,817,240.03</b>				<b>21,785,213.16</b>	<b>215,218.54</b>	<b>22,000,431.70</b>	
<b>HARNESS RACING ASSOCIATIONS</b>																		
Seminole Park & Fairgrounds, Inc.	99	99	151,521	7,905,201.00	22,175.47	3% Comm. & Flat Rate 156,000.00	2% Comm. & Flat Rate 52,000.00	2% Comm. 19,948.86		50% 250,124.33					19,948.87	1,297,988.19	1,297,988.19	
Tourist Attractions, Inc.	101	101	480,983	27,812,008.00	70,575.23	834,360.24	556,240.16	556,240.16		89,040.19	2,106,455.98				89,040.19	3,059,320.88	3,059,320.88	
<b>TOTAL HARNESS TRACKS</b>	<b>200</b>	<b>200</b>	<b>632,504</b>	<b>35,717,209.00</b>	<b>92,750.70</b>	<b>990,360.24</b>	<b>608,240.16</b>	<b>556,240.16</b>		<b>108,989.05</b>	<b>2,356,580.31</b>				<b>108,989.06</b>	<b>4,357,309.07</b>	<b>4,357,309.07</b>	
<b>QUARTER HORSE RACING ASSOCIATIONS</b>																		
Gator Downs Racing, Inc. — Bayard	43	43	37,086	2,473,482.00	4,587.10	52,500.00	17,500.00			7,165.29	81,752.39				7,165.29	350,491.94	350,491.94	
Gator Downs Racing, Inc. — Pompano	55	55	113,943	6,064,292.00	15,676.43	108,750.00	36,250.00			22,076.43	182,752.86				22,076.43	885,929.64	885,929.64	
<b>TOTAL QUARTER HORSE TRACKS</b>	<b>98</b>	<b>98</b>	<b>151,029</b>	<b>8,537,774.00</b>	<b>20,263.53</b>	<b>161,250.00</b>	<b>53,750.00</b>			<b>29,241.72</b>	<b>264,505.25</b>				<b>29,241.72</b>	<b>1,236,421.58</b>	<b>1,236,421.58</b>	
<b>HORSE RACING ASSOCIATIONS</b>																		
Calder Race Course, Inc.	119	119	757,160	89,867,648.00	137,494.53	3% Comm. & Flat Rate 1,135,927.65	5% & 4 1/2 % & Flat Rate 4,493,382.40			50% & 100% 300,412.71	6,067,217.29	50% 300,412.11			1%, 2%, 4% Comm. & 100% Breakage 1,797,352.96	7,850,837.15	9,648,190.11	
Florida Downs and Turf Club, Inc.	50	50	145,395	13,136,334.00	27,774.82	337,500.00	112,500.00				477,774.82				101,947.27	1,783,176.78	1,885,124.05	
Gulfstream Park Racing Assn., Inc.	40	40	482,467	70,738,305.00	183,004.85	2,122,149.15	3,183,223.83			593,632.01	6,082,009.84				3,536,915.25	3,183,223.62	6,720,138.87	
Hialeah Park, Inc.	40	40	322,705	46,320,479.00	122,442.76	1,389,614.37	2,084,421.65			401,579.59	3,998,058.37				2,316,023.95	2,084,421.46	4,400,445.41	
Tropical Park, Inc. at Calder	40	40	291,533	43,847,237.00	80,480.80	1,315,417.11	1,973,125.75			271,533.46	3,640,557.12				2,192,361.85	1,973,125.58	4,165,487.43	
<b>TOTAL HORSE TRACKS</b>	<b>289</b>	<b>289</b>	<b>1,999,260</b>	<b>263,910,003.00</b>	<b>551,197.76</b>	<b>6,300,608.28</b>	<b>11,846,653.63</b>			<b>1,567,157.77</b>	<b>20,265,617.44</b>	<b>300,412.11</b>			<b>9,944,601.28</b>	<b>16,874,784.59</b>	<b>26,819,385.87</b>	
<b>TOTAL ALL TRACKS AND FRONTONS</b>	<b>3,160</b>	<b>4,212</b>	<b>15,063,444</b>	<b>1,092,321,639.00</b>	<b>2,142,475.06</b>	<b>30,115,583.43</b>	<b>27,617,553.73</b>	<b>12,033,141.24</b>	<b>574,680.71</b>	<b>3,644,737.68</b>	<b>76,128,171.85</b>	<b>300,412.11</b>	<b>138,230.78</b>	<b>9,944,601.28</b>	<b>4,853,188.22</b>	<b>101,672,782.10</b>	<b>215,218.54</b>	<b>116,685,790.14</b>
												<b>OTHER INCOME</b>						
												Occupational Licenses	167,091.03					
												Stable / Kennel Name Registrations	19,350.00					
												Miscellaneous	621.42					
												<b>Total Other Income</b>	<b>187,062.45</b>					
												<b>GRAND TOTAL RECEIPTS</b>	<b>= 76,315,234.30</b>					

In addition to Grand Total Receipts See Exhibits' Grand Total Receipts for other funds collected.

**EXHIBIT "D" FISCAL YEAR 1973-1974 SUMMARY OF RACING REVENUES**

Racing Revenues	No. Days Racing	No. Performances Held	Paid Attendance	Pari-Mutuel Handle	Tax on Attendance	Net Commission & Sliding Scale on P/M Handle 3/17	Net Commission & Sliding Scale on P/M Handle 2/17	2/17 of Net Commission P/M Handle	Breakage 25%	Breakage 75%	Total State Tax Revenue	Trust Fund Revenues		Track / Fronton Revenues				Distributed To Public from P/M Handle	
												Fla. Horse Racing Promotion Trust Fund Breakage	Fla. Harness & Quarter Horse Racing Promo. Trust Fund Breakage	Fla. Horse Tracks Purse Pools	Track Allowance Up to \$170. Per Race	Net Track Commission & Sliding Scale 10/17	Fronton Breakage		Total Track Revenue from P/M Handle
<b>RACING ASSOCIATIONS</b>																			
Door Clubs, Inc.	101	150	829,666	\$ 59,542,934.00	\$ 88,580.33	\$ 1,732,288.02	\$ 1,154,858.68	\$1,154,858.68	\$ 52,456.80	\$ 157,372.50	\$ 4,340,415.01	\$	\$	\$	\$ 306,000.00	\$ 5,774,293.40	\$	\$ 6,080,293.40	\$ 49,210,805.92
Club, Inc.	107	156	1,055,726	79,224,302.00	117,756.71	2,321,109.06	1,547,406.04	1,547,406.04	68,557.96	205,675.54	5,807,911.35				315,180.00	7,737,030.20		8,052,210.20	65,481,937.16
Corp.	105	155	279,739	17,846,090.00	32,927.92	479,582.70	319,721.80	319,721.80	17,705.30	53,117.16	1,222,776.68				316,200.00	1,598,609.00		1,914,809.00	14,741,432.24
Club, Inc.	100	148	467,982	32,335,646.00	55,125.90	917,329.38	611,552.92	611,552.92	28,569.49	85,710.69	2,309,841.30				298,860.00	3,057,764.60		3,356,624.60	26,724,306.00
of Palm Beach	105	139	516,421	35,982,325.00	56,482.93	1,029,459.75	686,306.50	686,306.50	34,269.52	102,810.69	2,595,635.89				283,390.00	3,431,532.50		3,714,922.50	29,728,249.54
of So. Florida	105	155	769,181	50,282,360.00	89,422.73	1,452,670.80	968,447.20	968,447.20	53,996.73	161,992.26	3,694,976.92				316,200.00	4,842,236.00		5,158,436.00	41,518,369.81
Club, Inc.	102	120	418,340	28,621,202.00	44,506.22	815,436.06	543,624.04	543,624.04	23,819.61	71,460.71	2,042,470.68				244,800.00	2,718,120.20		2,962,920.20	23,660,317.34
Kennel Club, Inc.	94	114	168,290	11,165,962.00	18,416.93	294,118.86	196,079.24	196,079.24	12,284.56	36,855.52	753,834.35				231,540.00	980,396.20		1,211,936.20	9,218,608.38
Association, Ltd.	105	120	68,644	3,567,900.00	7,123.95	63,022.32	42,014.88	40,874.88	4,298.32	12,896.10	170,230.45				221,708.22	238,922.70		460,630.92	2,944,162.58
Club, Inc.	105	130	416,934	28,834,430.00	46,483.26	818,232.90	545,488.60	545,488.60	30,306.30	90,920.34	2,076,920.00				265,200.00	2,727,443.00		2,992,643.00	23,811,350.26
Club, Inc.	102	120	335,949	23,548,348.00	38,463.18	663,250.44	442,166.96	442,166.96	22,617.81	67,855.43	1,676,520.78				244,800.00	2,210,834.80		2,455,634.80	19,454,655.60
ound Racing, Inc.	105	153	236,264	16,290,552.00	29,723.00	434,026.56	289,351.04	289,351.04	17,239.04	51,719.20	1,111,409.88				309,910.00	1,446,755.20		1,756,665.20	13,452,199.92
Club, Inc.	101	151	894,901	62,026,659.00	101,356.54	1,806,439.77	1,204,293.18	1,204,293.18	65,563.46	196,692.51	4,578,638.64				308,040.00	6,021,465.90		6,329,505.90	51,219,871.00
Kennel Club, Inc.	95	155	400,349	28,449,828.00	44,309.72	797,694.84	531,796.56	531,796.56	26,301.06	78,905.56	2,010,804.30				316,200.00	2,658,982.80		2,975,182.80	23,508,150.62
Club, Inc.	100	149	462,665	34,543,267.00	52,824.05	983,528.01	655,685.34	655,685.34	31,924.33	95,775.12	2,475,422.19				299,030.00	3,278,426.70		3,577,456.70	28,543,212.16
nty Kennel Club, Inc.	105	131	192,751	10,527,151.00	19,782.10	268,864.53	179,243.02	179,243.02	13,004.67	39,016.18	699,153.52				266,050.00	896,215.10		1,162,265.10	8,685,514.48
ociates, Ltd.	103	152	1,012,724	79,824,254.00	110,184.44	2,340,007.62	1,560,005.08	1,560,005.08	71,765.75	215,298.91	5,857,266.88				310,080.00	7,800,025.40		8,110,105.40	65,967,066.16
<b>HOUND TRACKS</b>	<b>1,740</b>	<b>2,398</b>	<b>8,526,526</b>	<b>602,613,210.00</b>	<b>953,469.91</b>	<b>17,217,061.62</b>	<b>11,478,041.08</b>	<b>11,476,901.08</b>	<b>574,680.71</b>	<b>1,724,074.42</b>	<b>43,424,228.82</b>				<b>4,853,188.22</b>	<b>57,419,053.70</b>		<b>62,272,241.92</b>	<b>497,870,209.17</b>
<b>FRONTS</b>																			
Palace, Inc.	105	155	585,841	26,082,998.00	108,500.01	782,489.94	521,659.96			37,075.09	1,449,725.00					3,129,959.76	37,061.07	3,167,020.83	21,574,752.18
Inc.	105	155	360,106	18,931,027.00	40,839.23	567,930.81	378,620.54			20,272.55	1,007,663.13					2,271,723.24	20,271.76	2,291,995.00	15,672,208.10
Lai, Inc.	24	34	57,117	2,867,356.00	7,512.26	86,020.68	57,347.12			3,512.55	154,392.61					344,082.72	3,512.43	347,595.15	2,372,880.50
	105	155	422,837	22,710,976.00	55,090.86	681,329.28	454,219.52			24,661.22	1,215,300.88					2,725,317.12	24,660.36	2,749,977.48	18,800,788.50
Inc.	105	155	977,661	43,455,551.00	145,738.49	1,303,666.53	869,111.02			51,730.44	2,370,246.48					5,214,666.12	51,696.70	5,266,362.82	35,964,680.19
Inc.	101	149	242,511	12,014,346.00	29,988.38	360,430.38	240,286.92			14,003.99	644,709.67					1,441,721.52	13,999.53	1,455,721.05	9,943,903.66
Inc.	119	176	273,771	14,173,939.00	35,116.12	425,218.17	283,478.78			16,045.92	759,858.99					1,700,872.68	16,045.05	1,716,917.73	11,732,278.40
Inc.	105	155	630,529	30,847,778.00	78,897.46	925,433.34	616,955.56			36,343.33	1,657,629.69					3,701,733.36	36,342.51	3,738,075.87	25,530,969.90
Inc.	64	93	203,752	10,459,472.00	23,110.35	313,784.16	209,189.44			11,629.63	557,713.58					1,255,136.64	11,629.13	1,266,765.77	8,658,103.00
<b>LAI FRONTS</b>	<b>833</b>	<b>1,227</b>	<b>3,754,125</b>	<b>181,543,443.00</b>	<b>524,793.16</b>	<b>5,446,303.29</b>	<b>3,630,868.86</b>			<b>215,274.72</b>	<b>9,817,240.03</b>					<b>21,785,213.16</b>	<b>215,218.54</b>	<b>22,000,431.70</b>	<b>150,250,564.43</b>
<b>RACING ASSOCIATIONS</b>																			
Fairgrounds, Inc.	99	99	151,521	7,905,201.00	22,175.47	156,000.00	52,000.00			19,948.86	250,124.33					1,297,988.19		1,297,988.19	6,359,315.08
ons, Inc.	101	101	480,983	27,812,008.00	70,575.23	834,360.24	556,240.16			89,040.19	2,106,455.98					3,059,320.88		3,059,320.88	22,627,766.18
<b>NESS TRACKS</b>	<b>200</b>	<b>200</b>	<b>632,504</b>	<b>35,717,209.00</b>	<b>92,750.70</b>	<b>990,360.24</b>	<b>608,240.16</b>			<b>556,240.16</b>	<b>108,989.05</b>					<b>108,989.06</b>		<b>4,357,309.07</b>	<b>28,987,081.26</b>
<b>QUARTER HORSE RACING ASSOCIATIONS</b>																			
acing, Inc.—Bayard	43	43	37,086	2,473,482.00	4,587.10	52,500.00	17,500.00			7,165.29	81,752.39					350,491.94		350,491.94	2,038,659.48
acing, Inc.—Pompano	55	55	113,943	6,064,292.00	15,676.43	108,750.00	36,250.00			22,076.43	182,752.86					885,929.64		885,929.64	4,989,209.50
<b>QUARTER HORSE TRACKS</b>	<b>98</b>	<b>98</b>	<b>151,029</b>	<b>8,537,774.00</b>	<b>20,263.53</b>	<b>161,250.00</b>	<b>53,750.00</b>			<b>29,241.72</b>	<b>264,505.25</b>					<b>1,236,421.58</b>		<b>1,236,421.58</b>	<b>7,027,868.98</b>
<b>FRONTS</b>																			
ourse, Inc.	119	119	757,160	89,867,648.00	137,494.53	1,135,927.65	4,493,382.40			300,412.71	6,067,217.29					1,797,352.96		7,850,837.15	9,648,190.11
and Turf Club, Inc.	50	50	145,395	13,136,334.00	27,774.82	337,500.00	112,500.00				477,774.82					101,947.27		1,783,176.78	1,885,124.05
rk Racing Assn., Inc.	40	40	482,467	70,738,305.00	183,004.85	2,122,149.15	3,183,223.83			593,632.01	6,082,009.84					3,536,915.25		3,183,223.62	6,720,138.87
Inc.	40	40	322,705	46,320,479.00	122,442.76	1,389,614.37	2,084,421.65			401,579.59	3,998,058.37					2,316,023.95		2,084,421.46	38,044,417.98
Inc. at Calder	40	40	291,533	43,847,237.00	80,480.80	1,315,417.11	1,973,125.75			271,533.46	3,640,557.12					2,192,361.85		1,973,125.58	4,165,487.43
<b>FRONTS</b>	<b>289</b>	<b>289</b>	<b>1,999,260</b>	<b>263,910,003.00</b>	<b>551,197.76</b>	<b>6,300,608.28</b>	<b>11,846,653.63</b>			<b>1,567,157.77</b>	<b>20,265,617.44</b>					<b>9,944,601.28</b>		<b>16,874,784.59</b>	<b>26,819,385.87</b>
<b>FRONTS AND FRONTS</b>	<b>3,160</b>	<b>4,212</b>	<b>15,063,444</b>	<b>1,092,321,639.00</b>	<b>2,142,475.06</b>	<b>30,115,583.43</b>	<b>27,617,553.73</b>	<b>12,033,141.24</b>	<b>574,680.71</b>	<b>3,644,737.68</b>	<b>76,128,171.85</b>				<b>300,412.11</b>	<b>138,230.78</b>		<b>9,944,601.28</b>	<b>4,853,188.22</b>
<b>OTHER INCOME</b>																			
											Occupational Licenses	167,091.03							
											Stable / Kennel Name Registrations	19,350.00							
											Miscellaneous	621.42							
											<b>Total Other Income</b>	<b>187,062.45</b>							
											<b>GRAND TOTAL RECEIPTS</b>	<b>= 76,315,234.30</b>							

In addition to Grand Total Receipts See Exhibits' Grand Total Receipts for other funds collected.

INDEX	PAGE	REMARKS
1	1	
2	2	
3	3	
4	4	
5	5	
6	6	
7	7	
8	8	
9	9	
10	10	
11	11	
12	12	
13	13	
14	14	
15	15	
16	16	
17	17	
18	18	
19	19	
20	20	
21	21	
22	22	
23	23	
24	24	
25	25	
26	26	
27	27	
28	28	
29	29	
30	30	
31	31	
32	32	
33	33	
34	34	
35	35	
36	36	
37	37	
38	38	
39	39	
40	40	
41	41	
42	42	
43	43	
44	44	
45	45	
46	46	
47	47	
48	48	
49	49	
50	50	
51	51	
52	52	
53	53	
54	54	
55	55	
56	56	
57	57	
58	58	
59	59	
60	60	
61	61	
62	62	
63	63	
64	64	
65	65	
66	66	
67	67	
68	68	
69	69	
70	70	
71	71	
72	72	
73	73	
74	74	
75	75	
76	76	
77	77	
78	78	
79	79	
80	80	
81	81	
82	82	
83	83	
84	84	
85	85	
86	86	
87	87	
88	88	
89	89	
90	90	
91	91	
92	92	
93	93	
94	94	
95	95	
96	96	
97	97	
98	98	
99	99	
100	100	

Op  
 P  
 L  
 F  
 M  
 T  
 Ad  
 D  
 T  
 Ho  
 T  
 Ge  
 T  
 M  
 E  
 E  
 T  
 Of  
 H  
 C  
 P  
 I



## EXHIBIT "E"

DEPARTMENT OF BUSINESS REGULATION  
DIVISION OF PARI-MUTUEL WAGERING  
**STATEMENT OF REVENUE - ESTIMATED & ACTUAL  
FOR THE FISCAL YEAR ENDED JUNE 30, 1974**

	<i>Estimated Revenue</i>	<i>Actual Revenue</i>	<i>Actual Over (Under) Estimate</i>
<b>Operating Trust Fund</b>			
Pari-Mutuel Taxes .....	27,932,405.00	32,258,062.58	4,325,657.58
Licenses .....	180,000.00	167,065.03	(12,934.97)
Fees .....	20,000.00	19,350.00	(650.00)
Miscellaneous Revenue .....	20,000.00	421.42	(19,578.58)
<b>TOTAL OPERATING TRUST FUND</b> .....	<u>28,152,405.00</u>	<u>32,444,899.03</u>	<u>4,292,494.03</u>
<b>Additional Harness &amp; Dog Track Trust Fund</b>			
Taxes .....	<u>11,105,655.00</u>	<u>12,607,822.09</u>	<u>1,502,167.09</u>
<b>Horse Racing Promotional Trust Fund</b>			
Taxes .....	<u>235,000.00</u>	<u>300,412.11</u>	<u>65,412.11</u>
<b>General Revenue Fund</b>			
Taxes .....	24,072,055.00	27,617,554.01	3,545,499.01
Miscellaneous Revenue .....	5,000.00	200.00	(4,800.00)
Breaks .....	3,131,885.00	3,070,057.05	(61,827.95)
Breaks Under Chapter 29810 .....	570,000.00	574,680.85	4,680.85
<b>TOTAL GENERAL REVENUE FUND</b> .....	<u>27,778,940.00</u>	<u>31,262,491.91</u>	<u>3,483,551.91</u>
<b>Other Agency Funds</b>			
Harness Horse Racing Promotional Trust Fund .....	85,000.00	108,989.20	23,989.20
Quarter Horse Racing Promotional Trust Fund .....	30,000.00	29,241.72	(758.28)
Racing Scholarship Trust Fund .....	730,000.00	949,801.51	219,801.51
Principal State School Trust Fund .....	715,000.00	1,136,608.30	421,608.30
Bicentennial Trust Fund .....	498,000.00	781,549.80	283,549.80
<b>TOTAL OTHER AGENCY FUNDS</b> .....	<u>2,058,000.00</u>	<u>3,006,190.53</u>	<u>948,190.53</u>
<b>TOTAL ALL FUNDS</b> .....	<u>69,330,000.00</u>	<u>79,621,815.67</u>	<u>10,291,815.67</u>



**EXHIBIT "F"**  
**DEPARTMENT OF BUSINESS REGULATION**  
**DIVISION OF PARI-MUTUEL WAGERING**  
**STATEMENT OF EXPENDITURES & ENCUMBRANCES**  
**COMPARED WITH AUTHORIZATIONS**  
**FOR THE FISCAL YEAR ENDED JUNE 30, 1974**

	1973-74 Authorized Budget	Revisions	1973-74 Revised Budget	1972-73 Reserve For Encum- brances	Total Available Budget
<b>Operating Fund</b>					
Salaries . . . . .	438,100.00	5,315.00	443,415.00		443,415.00
Other Personal Services . . . . .	962,743.00	6,000.00	968,743.00		968,743.00
Expenses . . . . .	1,264,515.00	3,980.00	1,268,495.00	438.00	1,268,933.00
Operating Capital Outlay	5,650.00	10,000.00	15,650.00	325.00	15,975.00
Refunds . . . . .	3,500.00		3,500.00		3,500.00
Transfers to Ex. Director	143,819.00	4,830.00	148,649.00		148,649.00
Tran. — Dept. of Law Enforcement		18,000.00	18,000.00		18,000.00
Distr. — Gen. Revenue Fund. . .	5,500,000.00	4,200,000.00	9,700,000.00		9,700,000.00
Distr. — Aid to Counties . . . . .	21,038,000.00		21,038,000.00		21,038,000.00
<b>TOTAL FUND: . . .</b>	<u>29,356,327.00</u>	<u>4,248,125.00</u>	<u>33,604,452.00</u>	<u>763.00</u>	<u>33,605,215.00</u>
<b>Additional Harness &amp; Dog Track</b>					
<b>Trust Fund:</b>					
Expense . . . . .	444,226.00		444,226.00		444,226.00
Distr. — Aid to Counties . . . . .	8,877,500.00		8,877,500.00		8,877,500.00
Transfer to Gen. Revenue . . . . .	1,500,000.00	2,500,000.00	4,000,000.00		4,000,000.00
<b>TOTAL FUND: . . .</b>	<u>10,821,726.00</u>	<u>2,500,000.00</u>	<u>13,321,726.00</u>		<u>13,321,726.00</u>
<b>Florida Horse Racing Promotional Trust Fund:</b>					
Expense . . . . .	275,000.00	50,000.00	325,000.00		325,000.00
<b>TOTAL FUND: . . .</b>	<u>275,000.00</u>	<u>50,000.00</u>	<u>325,000.00</u>		<u>325,000.00</u>

1973-74  
 STATE OF CALIFORNIA  
 DEPARTMENT OF GENERAL SERVICES  
 BUDGETARY CONTROL SYSTEM

1973-74 Expenditure	1973-74 Encum- brances	1972-73 Reserve For Encum- brances Unex- pended	1972-73 Expense Paid From 73-74 Budget	Prepaid Expense		1973-74 Unencumbered Balance
				From Prior Year Expended in 73-74	For Future Year Paid In 73-74	
431,098.13						12,316.87
949,132.85	3,078.00					16,532.15
1,437,139.93	4,577.41		2,609.87	(1,594.20)	484.34	(174,284.35)
9,035.49	2,965.71					3,973.80
98.00						3,402.00
148,649.00						
18,000.00						
8,431,219.53			752,980.97			515,799.50
<u>21,038,000.00</u>						
<u>32,462,372.93</u>	<u>10,621.12</u>		<u>755,590.84</u>	<u>(1,594.20)</u>	<u>484.34</u>	<u>377,739.97</u>
507,429.96						(63,203.96)
8,877,500.00						
<u>3,222,892.13</u>			<u>443,432.41</u>			<u>333,675.46</u>
<u>12,607,822.09</u>			<u>443,432.41</u>			<u>270,471.50</u>
300,412.11			3,522.82			21,065.07
<u>300,412.11</u>			<u>3,522.82</u>			<u>21,065.07</u>

**EXHIBIT "G"**  
**DIVISION OF PARI-MUTUEL WAGERING**  
**FROM EXTRA DAYS OF RACING FOR**  
**BOARD OF REGENTS - SCHOLARSHIP FUND**

Associated Outdoor Clubs, Inc. ....	\$ 46,984.46
Biscayne Kennel Club .....	77,941.00
Calder Race Course, Inc. ....	136,960.20
Dania Jai-Alai Palace, Inc. ....	24,772.30
Daytona Beach Kennel Club, Inc. ....	18,067.05
Florida Jai-Alai, Inc. ....	18,177.13
The Fronton, Inc. ....	11,807.74
Gulfstream Park Racing Association, Inc. ....	162,996.58
Hialeah Race Course, Inc. ....	65,894.00
Investment Corp. of Palm Beach .....	30,479.04
Investment Corp. of South Florida .....	51,140.22
Jacksonville Kennel Club, Inc. ....	23,318.05
Jefferson County Kennel Club, Inc. ....	9,435.21
Keys Racing Association Ltd. ....	2,272.83
Miami Beach Kennel Club, Inc. ....	7,012.78
Miami Jai-Alai, Inc. ....	38,503.05
Ocala Jai-Alai, Inc. ....	4,075.07
Orange Park Kennel Club, Inc. ....	19,795.43
Pensacola Greyhound Racing, Inc. ....	11,056.88
St. Petersburg Kennel Club, Inc. ....	38,916.47
Sanford-Orlando Kennel Club, Inc. ....	13,576.47
Sarasota Kennel Club, Inc. ....	19,940.04
Tampa Jai-Alai, Inc. ....	14,537.93
Tourists Attractions, Inc. ....	15,250.36
Tropical Park, Inc. at Calder .....	70,679.14
Volusia Jai-Alai, Inc. ....	12,100.00
Washington County Kennel Club, Inc. ....	4,112.08
Total Receipts Deposited to Scholarship Fund .....	\$949,801.51

**EXHIBIT "H"**  
**DIVISION OF PARI-MUTUEL WAGERING**

**FROM ESCHEATED PARI-MUTUEL TICKETS FOR  
PRINCIPAL OF STATE SCHOOL FUND**

	<u>From 1971-72 Season</u>	<u>From 1972-73 Season</u>	<u>Grand Total</u>
Associated Outdoor Clubs, Inc. . . . .		\$ 43,446.70	\$
Bonita - Ft. Myers Corp. . . . .		20,698.50	
Calder Race Course . . . . .	83,475.70		
Dania Jai - Alai, Inc. . . . .		34,184.70	
Daytona Beach Kennel Club, Inc. . . . .	38,532.20		
Florida Downs & Turf Club . . . . .		23,574.95	
Florida Jai - Alai, Inc. . . . .		23,402.20	
The Fronton, Inc. . . . .		33,129.40	
Gator Downs Racing at Pompano . . . . .	11,315.30		
Gulfstream Pk. Racing Assoc., Inc. . . . .	73,782.90	61,569.10	
Hialeah Park, Inc. . . . .		72,727.05	
Investment Corporation of Palm Beach, Inc. . . . .		32,868.30	
Investment Corporation of South Florida . . . . .		56,739.80	
Jacksonville Kennel Club, Inc. . . . .		21,108.40	
Jefferson County Kennel Club, Inc. . . . .	8,764.30		
Keys Racing Association, Ltd. . . . .		5,075.40	
Miami Beach Kennel Club, Inc. . . . .		26,957.80	
Miami Jai - Alai, Inc. . . . .		84,526.90	
Orange Park Kennel Club, Inc. . . . .		21,703.90	
Pensacola Greyhound Racing, Inc. . . . .	19,898.90		
St. Petersburg Kennel Club, Inc. . . . .		67,857.70	
Sanford-Orlando Kennel Club, Inc. . . . .		34,883.40	
Sarasota Kennel Club, Inc. . . . .	28,877.30		
Sports Palace, Inc. . . . .		15,914.70	
Tourists Attractions, Inc. . . . .		38,632.30	
Tropical Park, Inc. . . . .		62,514.10	
Volusia Jai - Alai, Inc. . . . .	23,424.90		
Washington County Kennel Club, Inc. . . . .	13,462.20		
West Flagler Associates, Ltd. . . . .	53,557.30		
<b>TOTAL RECEIPTS DEPOSITED TO SCHOOL FUND. . . . .</b>	<b>\$ 355,091.00</b>	<b>\$ 781,515.30</b>	<b>\$ 1,136,606.30</b>

EXHIBIT "I"

DIVISION OF PARI-MUTUEL WAGERING  
FROM EXTRA DAYS OF RACING TO  
BICENTENNIAL COMMISSION

Associated Outdoor Clubs .....	\$ 31,968.37
Biscayne Kennel Club, Inc. ....	28,059.08
Calder Race Course, Inc. ....	69,404.22
Dania Jai-Alai Palace, Inc. ....	36,666.87
Daytona Beach Kennel Club, Inc. ....	12,258.10
Florida Jai-Alai, Inc. ....	16,454.70
The Fronton, Inc. ....	9,114.85
Gulfstream Park Racing Association, Inc. ....	163,359.41
Hialeah Park, Inc. ....	71,248.00
Investment Corp. of So. Florida .....	68,141.04
Miami Jai-Alai, Inc. ....	76,422.52
Ocala Jai-Alai, Inc. ....	3,944.89
Pensacola Greyhound Racing, Inc. ....	10,674.10
St. Petersburg Kennel Club Inc. ....	29,693.82
Sanford-Orlando Kennel Club, Inc. ....	15,121.62
Sarasota Kennel Club, Inc. ....	18,306.73
Tampa Jai-Alai, Inc. ....	36,094.66
Tropical Park, Inc. at Calder .....	73,616.82
Volusia Jai-Alai, Inc. ....	11,000.00
Total Receipts Deposited .....	<u>\$781,549.80</u>

## EXHIBIT "J"

## DIVISION OF PARI-MUTUEL WAGERING

## PAID ATTENDANCE, PARI-MUTUEL HANDLE, STATE REVENUE

## Season 1931-32 Thru Season 1973-74

Season	Number of Racing Days	Total Paid Attendance	Total Pari-Mutuel Handle	State Revenue as a Per Cent of Handle	Total State Revenue
1931-1932	462	1,157,161 \$	17,365,424.00	4.24%	\$ 737,300.70
1932-1933	550	1,281,017	19,146,938.00	3.99	763,877.09
1933-1934	609	1,591,024	27,549,567.00	3.89	1,072,364.22
1934-1935	775	2,024,636	36,577,493.00	3.83	1,401,176.87
1935-1936	906	1,854,292	38,826,132.00	3.70	1,436,957.07
1936-1937	1,029	2,330,964	50,121,647.00	3.67	1,838,338.53
1937-1938	1,053	2,401,367	54,047,114.00	3.64	1,969,740.68
1938-1939	1,025	2,373,271	55,272,416.00	3.62	2,000,758.63
1939-1940	1,057	2,517,436	64,388,377.00	3.58	2,302,834.13
1940-1941	902	2,695,464	68,280,202.00	3.57	2,436,374.09
1941-1942	972	2,195,080	63,601,585.00	6.91	4,392,861.86
1942-1943	734	854,256	26,658,646.00	4.00	1,066,087.70
1943-1944	982	2,458,933	109,561,969.00	6.23	6,824,272.72
1944-1945	333	945,341	35,171,557.00	5.71	2,007,853.08
1945-1946	1,442	4,448,084	211,571,289.00	7.35	15,554,033.94
1946-1947	1,298	4,444,543	194,710,333.00	7.54	14,680,730.51
1947-1948	1,318	4,344,479	180,647,561.00	7.50	13,542,407.27
1948-1949	1,404	4,641,038	178,171,736.00	7.42	13,222,461.84
1949-1950	1,377	4,539,742	178,842,858.00	7.33	13,101,521.89
1950-1951	1,378	4,643,293	204,385,597.00	7.34	14,997,486.10
1951-1952	1,432	5,279,674	248,728,380.00	7.27	18,090,497.77
1952-1953	1,549	5,732,369	272,696,059.00	7.24	19,734,513.61
1953-1954	1,722	5,812,577	276,681,999.00	7.24	20,026,021.78
1954-1955	1,731	5,809,467	284,044,131.00	7.22	20,521,462.81
1955-1956	1,879	5,915,941	310,681,432.00	7.78	24,180,833.82
1956-1957	1,907	6,035,932	322,948,073.00	7.73	24,969,496.52
1957-1958	2,012	5,626,152	315,546,506.00	7.70	24,306,949.76
1958-1959	2,055	5,966,709	329,141,335.00	7.64	25,157,459.81
1959-1960	2,180	6,209,688	347,947,488.00	7.65	26,609,331.64
1960-1961	2,216	6,328,535	344,173,946.00	7.60	26,163,297.64
1961-1962	2,273	6,735,583	363,082,896.00	7.55	27,420,986.32
1962-1963	2,276	6,919,691	374,598,480.00	7.58	28,392,064.52
1963-1964	2,235	7,878,991	418,056,340.00	7.54	31,503,458.39
1964-1965	2,318	8,537,248	462,298,032.00	7.57	34,984,262.18
1965-1966	2,498	8,969,589	500,471,936.00	7.53	37,667,499.22
1966-1967	2,596	9,020,232	515,430,636.00	7.45	38,408,241.36
1967-1968	2,537	9,459,239	563,772,040.00	7.45	41,980,547.50
1968-1969	2,623	9,912,630	630,034,977.00	7.42	46,743,699.90
1969-1970	2,678	10,735,962	712,244,838.00	7.28	51,882,798.39
1970-1971	2,873	11,737,046	778,550,830.00	7.18	55,876,621.72
1971-1972	2,959	12,769,157	864,502,920.00	7.06	61,038,724.52
1972-1973	3,019	13,747,714	978,174,354.00	7.02	68,669,716.49
1973-1974	3,160	14,883,698	1,083,208,538.00	7.05	76,315,213.03
Totals	72,434	243,765,245 \$	13,111,914,607.00	7.21%	\$945,993,137.62

**EXHIBIT "K"**  
**DIVISION OF PARI-MUTUEL WAGERING**  
**RACING REVENUE COLLECTED BY**  
**GEOGRAPHICAL LOCATION**

<b>Brevard County</b>	\$	\$	
Sports Palace, Inc. ....		760,716.99	1.00%
<b>Broward County</b>			
Gator Downs at Pompano Pk. ....	190,186.86		
Gulfstream Pk. Racing Assn. Inc.	6,094,580.34		
Investment Corp. of South Florida..	3,697,511.42		
Dania Jai-Alai, Inc. ....	1,452,159.00		
Tourist Attractions, Inc. ....	<u>2,127,939.26</u>	13,562,376.88	17.77%
<b>Clay County</b>			
Orange Pk. Kennel Club, Inc. ....		1,678,503.78	2.20%
<b>Dade County</b>			
Gen. Office—Misc. Receipts and Licenses .....	904.17		
Biscayne Kennel Club, Inc. ....	5,812,851.10		
Calder Race Course .....	6,094,012.79		
Hialeah Park, Inc. ....	4,004,052.37		
Miami Beach Kennel Club, Inc. ....	2,078,187.00		
Miami Jai-Alai, Inc. ....	2,373,793.48		
Tropical Pk. Inc. at Calder .....	3,662,214.62		
West Flagler Assoc. Ltd. ....	<u>5,859,919.88</u>	29,885,935.41	39.16%
<b>Duval County</b>			
Jacksonville Kennel Club, Inc. ....		2,042,966.68	2.67%
<b>Escambia County</b>			
Pensacola Greyhound Racing, Inc. .		1,115,061.88	1.46%
<b>Hillsborough County</b>			
Associated Outdoor Clubs, Inc. ....	4,343,796.01		
Florida Downs and Turf Club, Inc. ....	491,603.82		
Tampa Jai-Alai .....	<u>1,659,449.69</u>	6,494,849.52	8.51%
<b>Jefferson County</b>			
Jefferson County Kennel Club, Inc. ....		756,589.60	.99%
<b>Lee County</b>			
Bonita - Ft. Myers Corp. ....		1,225,355.18	1.61%
<b>Marion County</b>			
Ocala Jai-Alai .....		646,088.67	.85%



<b>Monroe County</b>			
Keys Racing Assoc. Ltd. ....		171,189.70	.22%
<b>Palm Beach County</b>			
The Fronton, Inc. ....	1,217,360.88		
Investment Corp. of Palm Beach ...	<u>2,599,063.89</u>	3,816,424.77	5.00%
<b>Pinellas County</b>			
St. Petersburg Kennel Club Inc.		4,581,589.64	6.01%
<b>St. Johns County</b>			
Gator Downs at Bayard .....		87,115.14	.11%
<b>St. Lucie County</b>			
Ft. Pierce Jai-Alai, Inc. ....		154,724.61	.20%
<b>Sarasota County</b>			
Sarasota Kennel Club, Inc. ....		2,479,538.94	3.25%
<b>Seminole County</b>			
Florida Jai-Alai, Inc. ....	1,008,638.13		
Sanford-Orlando Kennel Club, Inc. .	2,012,895.55		
Seminole Park & Fairgrounds, Inc. . .	<u>259,838.33</u>	3,281,372.01	4.30%
<b>Volusia County</b>			
Daytona Beach Kennel Club, Inc. . .	2,314,178.30		
Volusia Jai-Alai, Inc. ....	<u>559,475.58</u>	2,873,653.88	3.77%
<b>Washington County</b>			
Washington County Kennel Club, Inc. ....		701,181.02	.92%
<b>TOTAL FISCAL YEAR RECEIPTS</b>			
		<b>\$76,315,234.30</b>	<b>100.00%</b>

**Note:** These figures do not include any Scholarship/Charity Day, or Breakage Trust Fund amounts.



**EXHIBIT "L"**  
**DIVISION OF PARI-MUTUEL WAGERING**  
**SUMMARY OF ADDITIONAL DAYS OF RACING HELD FOR**  
**CHARITABLE PURPOSES DURING FISCAL PERIOD**

	Date	Statutory Authority	Beneficiary	Paid Attendance	Pari-Mutuel Handle
Associated Outdoor Clubs, Inc.	9-10-73	550.035	Bicentennial Fund	3,627	\$ 272,793.00
	9-11-73	550.03	Charity	5,001	340,261.00
	9-18-73	550.08	Bd. of Regents	4,820	349,049.00
	9-25-73	63-738	Univ. of Tampa Scholarship	4,518	321,575.00
Biscayne Kennel Club, Inc.	7-05-73	550.03	U. of Miami Un. Fund	7,784	611,628.00
	8-09-73	550.035	Bicentennial Fund	3,375	241,774.00
	8-16-73	550.08	Bd. of Regents	8,209	562,676.00
	8-23-73	65-1049	Dade County Board Public Instruction	6,909	529,434.00
Bonita-Ft. Myers Corporation	12-13-73	550.03	Charity	1,364	80,984.00
	12-20-73	550.08	Bd. of Regents	1,189	81,380.00
	12-27-73	550.03	Charity	2,852	129,878.00
	12-31-73	550.035	Bicentennial Fund	2,003	106,158.00
Calder Race Course, Inc.	8-16-73	550.41 (4)	Charity	5,116	542,840.00
	8-23-73	550.41 (4)	Charity	4,733	536,527.00
	8-30-73	550.41 (5)	Bd. of Regents	4,726	561,865.00
	9-20-73	550.41 (5)	Bd. of Regents	4,581	516,057.00
	9-27-73	550.41 (5)	Bd. of Regents	4,695	561,089.00
	10-04-73	550.41 (5)	Bd. of Regents	4,614	568,456.00
	10-05-73	72-457	Bd. of Pub. Instruction	4,493	578,386.00
	10-11-73	550.035	Bicentennial Fund	4,624	538,479.00
	10-12-73	550.41 (4)	Charity	4,944	590,182.00
	10-18-73	550.035	Bicentennial Fund	4,670	574,080.00
	10-19-73	550.41 (4)	Charity	4,167	535,232.00
	10-25-73	65-1049	Bd. Pub. Instruction	4,874	557,854.00
Dania Jai-Alai Palace, Inc.	4-02-74	550.08	Bd. of Regents	12,638	131,577.00
	4-04-74	550.03	Charity	3,012	143,701.00
	4-09-74	550.03	Charity	4,562	190,042.00
	4-18-74	550.035	Bicentennial Fund	3,895	166,293.00
	4-23-74	550.035	Bicentennial Fund	3,135	162,911.00
Daytona Beach Kennel Club, Inc.	9-10-73	550.035	Bicentennial Fund	1,404	120,489.00
	9-11-73	550.08	Bd. of Regents	2,417	154,696.00
	9-18-73	550.03	Charity	2,568	178,005.00
	9-25-73	550.03	Charity	2,081	141,595.00
Florida Downs and Turf Club, Inc.	1-10-74	67-620	Tampa Arts Council	4,130	281,140.00
	1-17-74	63-738	University of Tampa Acad. Scholarship	3,703	267,465.00
	1-24-74	550.03	Charity	4,041	291,673.00
	1-31-74	550.03	Charity	3,430	268,072.00
	2-7-74	61-995	Univ. of Tampa Athletic Scholarship	3,329	259,797.00
	2-14-74	550.035	Bicentennial Fund	4,131	298,622.00
	2-21-74	550.08	Bd. of Regents	4,035	285,367.00

	Date	Statutory Authority	Beneficiary	Paid Attendance	Pari-Mutuel Handle
Florida Jai-Alai, Inc.	12-19-73	550.08	Bd. of Regents Seminole	2,285	128,499.00
	1-02-74	68-60	Junior College	2,049	99,073.00
	1-08-74	550.03	Charity	1,603	81,694.00
	1-09-74	550.03	Charity	1,737	88,284.00
	1-30-74	550.035	Bicentennial Fund	1,938	97,282.00
Fort Pierce Jai-Alai, Inc.	6-04-74	550.035	Bicentennial Fund	1,086	48,469.00
	6-06-74	550.03	Charity	1,314	62,470.00
	6-11-74	550.03	Charity	1,221	60,076.00
	6-13-74	550.08	Bd. of Regents	1,532	83,420.00
The Fronton, Inc.	1-15-74	550.03	Charity	2,142	110,635.00
	1-17-74	550.03	Charity	2,498	128,321.00
	1-22-74	550.08	Bd. of Regents	2,097	108,340.00
	1-24-74	550.03	Fla. Atlantic Univ. Palm Beach Jr. Coll. & Marymount Coll.	2,663	141,719.00
	1-29-74	550.035	Bicentennial Fund	1,893	94,040.00
Hialeah Park, Inc.	4-22-74	550.03	University of Miami Fla. Internatl. Univ. Univ. of Miami	5,199	815,862.00
	4-23-74 *	550.03	et. al.	6,528	731,224.00
	4-24-74	72-457	Bd. Pub. Instruction Nova University	5,257	725,488.00
	4-25-74 *	550.03	et. al.	5,286	755,679.00
	4-26-74	550.035	Bicentennial Fund	4,724	708,056.00
	4-27-74	550.03	Charity	9,302	1,297,414.00
	4-29-74	550.08	Bd. of Regents	5,153	770,332.00
	4-30-74	65-1049	Dade County Board of Pub. Instruction	6,046	751,256.00
	5-01-74	550.03	Charity	5,945	901,965.00
Investment Corporation of Palm Beach	1-08-74	550.08	Bd. of Regents Florida Atlantic University	3,929	243,435.00
	1-15-74	550.03	West Palm Beach Jr. College and Mary- mount Coll. Charity	2,955	202,110.00
	1-22-74	550.03	Charity	3,004	224,961.00
	1-24-74	550.03	Charity	3,275	224,465.00
Investment Corporation of South Florida	12-27-73	550.08	Bd. of Regents	7,376	375,220.00
	12-31-73	550.035	Bicentennial Fund	4,509	254,224.00
	1-01-74	550.035	Bicentennial Fund United Fund of Broward County	5,242	303,236.00
	1-02-74	550.03	& Univ. of Miami	5,731	340,905.00
	1-03-74	550.03	Nova University	5,147	330,158.00
Jacksonville Kennel Club, Inc.	2-05-74	550.08	Bd. of Regents Jacksonville	2,776	180,943.00
	2-07-74	550.03	University, Ed. Waters College & Fla. Junior College	2,833	189,764.00

	Date	Statutory Authority	Beneficiary	Paid Attendance	Pari-Mutuel Handle
Jefferson Cty. Kennel Club, Inc.	8-21-73	550.03	Charity	1,616	94,073.00
	8-22-73	550.03	Bd. of Regents	1,259	80,600.00
Keys Racing Association, Ltd.	3-06-74	57-854	United Fund	446	27,412.00
	3-13-74	550.03	Florida Keys Community College	482	25,810.00
	3-20-74	550.08	Bd. of Regents	440	22,840.00
Miami Beach Kennel Club, Inc.	12-26-73	65-1049	Bd. of Public Instruction	2,655	140,862.00
	12-27-73	550.03	Charity	2,650	144,006.00
	12-31-73	550.08	Bd. of Regents	1,709	91,482.00
	1-01-74	550.03	Charity	2,030	114,450.00
Miami Jai-Alai, Inc.	4-09-74	550.08	Bd. of Regents	5,906	250,799.00
	4-10-74	550.03	Univ. of Miami et. al.	6,362	272,314.00
	4-11-74	72-457	Bd. of Public Instruction	7,172	297,942.00
	4-16-74	550.03	Univ. of Miami et. al.	5,381	254,812.00
	4-17-74	550.035	Bicentennial Fund	5,616	281,025.00
	4-18-74	550.03	Univ. of Miami & Fla. Intl. Univ.	6,217	290,665.00
	4-23-74	550.035	Bicentennial Fund	5,242	254,281.00
	4-24-74	65-1049	Miami Dade Jr. Col.	5,437	270,652.00
	Orange Park Kennel Club, Inc.	10-02-73	550.08	Bd. of Regents	2,527
10-09-73		550.03	Jacksonville Univ., Ed Waters Col. & Fla. Jr. College	2,017	149,644.00
Pensacola Greyhound Racing, Inc.	5-07-74	550.03	Greyhound Park Foundation	1,199	78,054.00
	5-14-74	550.08	Bd. of Regents	1,324	90,230.00
	5-21-74	550.03	Charities	1,178	81,024.00
	5-28-74	550.035	Bicentennial Fund	1,116	75,448.00
St. Petersburg Kennel Club, Inc.	1-08-74	550.08	Bd. of Regents	4,953	323,378.00
	1-10-74	550.03	United Fund	5,802	408,926.00
	1-15-74	550.03	St. Petersburg Jr. College & Eckerd College	5,764	387,730.00
	1-21-74	550.035	Bicentennial Fund	3,788	267,789.00
Sanford-Orlando Kennel Club, Inc.	1-01-74	550.08	Bd. of Regents	2,610	141,054.00
	1-08-74	550.03	Seminole Junior College	1,971	134,694.00
	1-15-74	550.03	Charity	2,011	146,205.00
	1-22-74	550.035	Bicentennial Fund	1,977	137,085.00
	1-24-74	550.03	Sentinel Star Comm. Assn.	2,302	159,901.00
Sarasota Kennel Club, Inc.	5-14-74	550.03	Charity	2,724	202,646.00
	5-20-74	550.035	Bicentennial Fund	2,136	173,265.00
	5-21-74	550.08	Bd. of Regents	2,765	198,598.00
	5-28-74	550.03	Manatee Junior College & New College of Sarasota	2,487	176,942.00

	Date	Statutory Authority	Beneficiary	Paid Attendance	Pari-Mutuel Handle
Seminole Park & Fairgrounds, Inc.	6-04-74	550.03	Sentinel Star	1,722	93,052.00
Sports Palace, Inc.	10-10-73	550.035	Bicentennial Fund	1,459	81,384.00
	12-05-73	550.03	Charity	1,330	80,129.00
	12-06-73	550.08	Bd. of Regents	1,545	76,917.00
	12-12-73	550.035	Bicentennial Fund	1,184	67,956.00
	12-13-73	550.03	Charity	1,372	73,555.00
Tampa Jai-Alai, Inc.	1-29-74	550.03	Charity	4,097	183,015.00
	3-19-74	550.03	Charity	3,803	165,984.00
	3-26-74	63-738	Univ. of Tampa Academic Fund	3,680	171,313.00
	4-02-74	61-995	Univ. of Tampa Athletic Fund	3,083	168,585.00
	4-09-74	550.035	Bicentennial Fund	3,468	169,683.00
	4-16-74	550.035	Bicentennial Fund	3,532	159,895.00
	4-23-74	67-620	St. Leo's College	3,328	162,772.00
	4-30-74	550.08	Bd. of Regents	2,798	149,949.00
	5-07-74	67-620	Tampa Arts Council	2,815	151,880.00
Tourists Attractions, Inc.	1-02-74	550.03	Charity	3,568	220,964.00
	1-08-74	550.03	Charity	3,201	188,425.00
	4-09-74	550.08	Bd. of Regents	3,282	187,863.00
Tropical Park Inc. at Calder	11-17-73	550.03	Charity	10,814	1,327,584.00
	11-19-73	550.035	Bicentennial Fund	6,575	890,016.00
	11-21-73	72-457	Board of Public Instruction	7,290	964,367.00
	11-23-73 *	550.035	Bicentennial Fund	8,338	1,014,196.00
	11-24-73	550.03	Charity	10,502	1,282,832.00
	11-26-73 *	550.08	Bd. of Regents	7,173	984,364.00
	11-28-73	550.03	Univ. of Miami & Fla. Intl. Univ.	8,052	1,007,074.00
	11-29-73	550.08	Bd. of Regents	6,545	862,933.00
	11-30-73	65-1049	Board of Public Instruction	6,281	940,494.00
Washington County Kennel Club, Inc.	5-07-74	550.08	Bd. of Regents	712	46,219.00
	5-14-74	550.03	Bay County & Washington Cty. Cancer Fd.	816	56,803.00
	5-21-74	550.03	Chipley Quarterback Club & Vernon High School	915	58,521.00
West Flagler Associates, Ltd.	12-13-73	550.035	Bicentennial Fund	3,281	263,044.00
	12-31-73	550.03	Charity	3,352	232,226.00
	1-02-74	550.08	Bd. of Regents	3,783	301,202.00
	1-03-74	65-1049	Bd. of Public Instruction	4,033	318,552.00
	1-08-74	550.03	Charity	3,722	288,842.00
	5-02-74	550.035	Bicentennial Fund	2,692	221,244.00

\* Denotes day held for Gulfstream Park Racing Assoc. Inc.

NOTE: These figures not included in the various statistical exhibits presented elsewhere in this report.

**ASSOCIATED OUTDOOR CLUBS, INC.**  
**P. O. Box 8096, Tampa, Florida 33604**

**Officers**

William H. Johnston, Sr., Chairman of the Board

John H. Hater, President	C. W. Bidwill, Jr., Asst. Treasurer
James J. Patton, Vice-President	Harry J. Hater, Jr., Treasurer
Robert E. Hater, Sr., Assistant Secretary	Robert J. Hart, Sr., Secretary
Frank L. Cowles, Assistant Treasurer	C. W. Bidwill, Jr., Assistant Treasurer
Kenneth L. MacCready, Assistant Secretary	

**Directors**

C. W. Bidwill, Jr.	John H. Hater	W. H. Johnston, Sr.
R. J. Hart, Sr.	Robert E. Hater, Sr.	James J. Patton
	Harry J. Hater, Jr.	

**Dog Track — Tampa**

Racing Days-101	9/6/73 to 1/4/74	Incl.-Performances 150
Pari-Mutuel Handle .....		\$59,542,934.00
Average Performance .....		396,952.89
Average Wager per Capita .....		71.75
(Based on Taxable Admissions)		
Total Paid Attendance .....		829,866.00
Average Paid Attendance per Performance .....		5,532.00
Net Commission = 17% of P-M Handle less \$170.00		
Track Allowance per Race		

**STATE REVENUE**

3/17 of Net Commission (Counties) .....	\$ 1,732,288.02
2/17 of Net Commission (Old Age Assistance) .....	1,154,858.68
2/17 of Net Commission (Counties) .....	1,154,858.68
25% of Breaks (Counties) .....	52,456.80
75% of Breaks (Old Age Assistance) .....	157,372.50
Admission Tax (Counties) .....	88,580.33
	<u>\$ 4,340,415.01</u>
Occupational Licenses (Counties) .....	3,381.00
Kennel Names (Counties) .....	
Total State Revenue .....	<u>\$ 4,343,796.01</u>

**TRACK REVENUE**

1800 Races at \$170.00 Allowance per Race .....	\$ 306,000.00
10/17 of Net Commission .....	5,774,293.40
Total Trace Revenue (10.2%) .....	<u>\$ 6,080,293.40</u>

**MISCELLANEOUS**

Distributed to Public from P-M Handle (82.6%) .....	\$49,210,805.92
Distributed to Public from Track for Minus Pool .....	56.78
Total Distributed to Public .....	<u>\$49,210,862.70</u>

Seating capacity: 5,575 — Parking: 2,040 spaces  
 Overall Length of Track: 1,440 feet  
 Length of Stretch: 210 feet — Width of Track: 18 feet  
 Equipment: Single, Outside Lure; American Totalisator

**BISCAYNE KENNEL CLUB, INC.**  
**817 Dade Federal Building, Miami, Florida 33131**

**Officers**

James C. Knight, President	Ellen K. Whiteside, Exec. Vice President & Secretary
Charles E. Jordan, Treasurer	Charles N. Leigh, Vice-President
	Eliz D. Grisillo, Assistant Secretary

**Directors**

Marilyn A. West	James C. Knight	Robert M. McDonald
Jack Q. Cleveland	Charles N. Leigh	Ellen W. Spitzer
Charles E. Jordan	Nancy Adams	Ellen K. Whiteside

**Dog Track — Miami**

Racing Days - 107      7/1/73 to 11/6/73      Incl. - 156 Performances

Pari-Mutuel Handle . . . . .	\$79,224,302.00
Average Performance . . . . .	507,848.09
Average Wager per Capita . . . . .	75.04
(Based on Taxable Admissions)	
Total Paid Attendance . . . . .	1,055,726.00
Average Paid Attendance per Performance . . . . .	6,767.00
Net Commission = 17% of P-M Handle less \$170.00	
Track Allowance per Race	

**STATE REVENUE**

3/17 of Net Commission (Counties) . . . . .	\$ 2,321,109.06
2/17 of Net Commission (Old Age Assistance) . . . . .	1,547,406.04
2/17 of Net Commission (Counties) . . . . .	1,547,406.04
25% of Breaks (Counties) . . . . .	68,557.96
75% of Breaks (Old Age Assistance) . . . . .	205,675.54
Admission Tax (Counties) . . . . .	117,756.71
	<u>\$ 5,807,911.35</u>
Occupational Licenses (Counties) . . . . .	4,539.75
Kennel Names (Counties) . . . . .	400.00
Total State Revenue . . . . .	<u>\$ 5,812,851.10</u>

**TRACK REVENUE**

1751 Races at \$170.00 Allowance per Race . . . . .	\$ 315,180.00
10/17 of Net Commission . . . . .	7,737,030.20
Total Track Revenue (10.16%) . . . . .	<u>\$ 8,052,210.20</u>

**MISCELLANEOUS**

Distributed to Public from P-M Handle (82.7%) . . . . .	\$65,481,937.16
Distributed to Public from Track for Minus Pool . . . . .	7,157.24
Total Distributed to Public . . . . .	<u>\$65,489,094.40</u>

Seating Capacity: 8,500 — Parking: 6,500 spaces  
 Overall Length of Track: 1,485 feet  
 Length of Stretch: 352 feet — Width of Track: 19 feet  
 Equipment: Double, Inside Lure; American Totalisator





**DAYTONA BEACH KENNEL CLUB, INC.**  
**P. O. Box 2360, Daytona Beach, Florida 32015**

**Officers**

John G. Masoni, President  
 Robert Entis, Secretary

F. D. Littlefield, Assistant Secretary  
 J. M. Jacobs, Vice-President

Max W. Jacobs, Treasurer

**Directors**

John G. Masoni

Max W. Jacobs  
 Robert Entis

Jeremy M. Jacobs  
 Carl Zipfel

**Dog Track — Daytona Beach**

Racing Days - 75	July 1, 1973 to Sept. 9, 1973	Incl. - 112 Performances
Racing Days - 25	June 1, 1974 to June 30, 1974	Incl. - 36 Performances
<u>100</u>		<u>148</u>

Pari-Mutuel Handle .....	\$32,335,646.00
Average Performance .....	218,484.09
Average Wager per Capita .....	69.10
(Based on Taxable Admissions)	

Total Paid Attendance .....	467,982.00
Average Paid Attendance per Performance .....	3,162.00
Net Commission = 17% of P-M Handle less \$170.00	
Track Allowance per Race	

**STATE REVENUE**

3/17 of Net Commission (Counties) .....	\$ 917,329.38
2/17 of Net Commission (Old Age Assistance) .....	611,552.92
2/17 of Net Commission (Counties) .....	611,552.92
25% of Breaks (Counties) .....	28,569.49
75% of Breaks (Old Age Assistance) .....	85,710.69
Admission Tax (Counties) .....	55,125.90
	<u>\$ 2,309,841.30</u>
Occupational Licenses (Counties) .....	4,037.00
Kennel Names (Counties) .....	300.00
Total State Revenue .....	<u>\$ 2,314,178.30</u>

**TRACK REVENUE**

1758 Races at \$170.00 Allowance per Race .....	\$ 298,860.00
10/17 of Net Commission .....	3,057,764.60
Total Track Revenue (10.4%) .....	<u>\$ 3,356,624.60</u>

**MISCELLANEOUS**

Distributed to Public from P-M Handle (82.6%) .....	\$26,724,306.00
Distributed to Public from Track for Minus Pool .....	.60
Total Distributed to Public .....	<u>\$26,724,306.60</u>

Seating Capacity: 3,600 — Parking: 2,800 spaces  
 Overall Length of Track: 1,320 feet  
 Length of Stretch: 475 feet — Width of Track: 22 feet  
 Equipment: Single, Inside Lure; Automatic Totalisators, Ltd.



**INVESTMENT CORPORATION OF PALM BEACH  
P. O. Box 790, West Palm Beach, Florida 33402**

**Officers**

John E. Boggiano, President	John J. Rooney, Treasurer
Timothy J. Rooney, Vice-President	Patrick J. Rooney, Secretary
George W. Green, Assistant Secretary	

**Directors**

Arthur J. Rooney, Sr.	John J. Rooney	Patrick J. Rooney
Timothy J. Rooney	Dan M. Rooney	Arthur J. Rooney, Jr.
John E. Boggiano		Phil O'Connell, Sr.

**Dog Track — West Palm Beach**

Racing Days-105	Jan. 3, 1974 to May 13, 1974	Incl.-139 Performances
Pari-Mutuel Handle		\$35,982,325.00
Average Performance		258,865.65
Average Wager per Capita		69.68
(Based on Taxable Admissions)		
Total Paid Attendance		516,421.00
Average Paid Attendance per Performance		3,715.00
Net Commission = 17% of P-M Handle less \$170.00		
Track Allowance per Race		

**STATE REVENUE**

3/17 of Net Commission (Counties)	\$ 1,029,459.75
2/17 of Net Commission (Old Age Assistance)	686,306.50
2/17 of Net Commission (Counties)	686,306.50
25% of Breaks (Counties)	34,269.52
75% of Breaks (Old Age Assistance)	102,810.69
Admission Tax (Counties)	56,482.93
	<u>\$ 2,595,635.89</u>
Occupational Licenses (Counties)	3,328.00
Kennel Names (Counties)	100.00
Total State Revenue	<u>\$ 2,599,063.89</u>

**TRACK REVENUE**

1667 Races at \$170.00 Allowance per Race	\$ 283,390.00
10/17 of Net Commission	3,431,532.50
Total Track Revenue (10.3%)	<u>\$ 3,714,922.50</u>

**MISCELLANEOUS**

Distributed to Public from P-M Handle (82.6%)	\$29,728,249.54
Distributed to Public from Track for Minus Pool	356.06
Total Distributed to Public	<u>\$29,728,605.60</u>

Seating Capacity: 4,400 — Parking: 2,700 spaces  
 Overall Length of Track: 1,320 feet  
 Length of Stretch: 250 feet — Width of Track: 18 feet  
 Equipment: Single, Inside Lure; Automatic Totalisators, Ltd.



**JACKSONVILLE KENNEL CLUB, INC.**  
**P. O. Box 1895, Jacksonville, Florida 32201**

Officers

James J. Patton, President	R. J. Hart, Sr., Secretary-Treasurer
Donald W. Howell, Vice-President	John A. Rush, Sr., Asst. Secretary-Treasurer

Directors

W. H. Johnston, Sr.	R. J. Hart, Sr.	John J. Patton
James J. Patton	Carl T. Hoffman	C. W. Bidwill
Donald W. Howell	W. H. Johnston, Jr.	John A. Rush, Sr.

Dog Track — Jacksonville

Racing Days - 102      January 31, 1974 to May 31, 1974      Incl. - 120 Performances

Pari-Mutuel Handle .....	\$28,621,202.00
Average Performance .....	238,510.02
Average Wager per Capita .....	68.42
(Based on Taxable Admissions)	
Total Paid Attendance .....	418,340.00
Average Paid Attendance per Performance .....	3,486.00
Net Commission = 17% of P-M Handle less \$170.00	
Track Allowance per Race	

STATE REVENUE

3/17 of Net Commission (Counties) .....	\$ 815,436.06
2/17 of Net Commission (Old Age Assistance) .....	543,624.04
2/17 of Net Commission (Counties) .....	543,624.04
25% of Breaks (Counties) .....	23,819.61
75% of Breaks (Old Age Assistance) .....	71,460.71
Admission Tax (Counties) .....	44,506.22
	<u>\$ 2,042,470.68</u>
Occupational Licenses (Counties) .....	496.00
Total State Revenue .....	<u>\$ 2,042,966.68</u>

TRACK REVENUE

1440 Races at \$170.00 Allowance per Race .....	\$ 244,800.00
10/17 of Net Commission .....	2,718,120.20
Total Track Revenue (10.4%) .....	<u>\$ 2,962,920.20</u>

MISCELLANEOUS

Distributed to Public from P-M Handle (82.7%) .....	\$23,660,317.34
Distributed to Public from Track for Minus Pool .....	202.16
Total Distributed to Public .....	<u>\$23,660,519.50</u>

Seating Capacity: 2,700 — Parking: 2,500 spaces  
 Overall Length of Track: 1,410 feet  
 Length of Stretch: 350 feet — Width of Track: 19 feet  
 Equipment: Single, Outside Lure; American Totalisator

**JEFFERSON COUNTY KENNEL CLUB, INC.**  
**P. O. Box 400, Monticello, Florida 32344**

**Officers**

Steve Andris, President & General Manager  
 M. Howard Williams, Vice-President  
 Stuart Simpson, Second Vice-President  
 Andy Andris, Secretary-Treasurer

**Directors**

Andy Andris  
 Steve Andris

Fred E. Deeb  
 W. C. Hawkins

Stuart Simpson  
 M. Howard Williams

**Dog Track — Monticello**

Racing Days - 46  
 Racing Days - 28  
 Racing Days - 20  
94

July 2, 1973 to Sept. 4, 1973  
 Sept. 5, 1973 to Oct. 6, 1973  
 June 7, 1974 to June 29, 1974

Incl. 57 Performances  
 Incl. - 33 Performances  
 Incl. 24 Performances  
114

Pari-Mutuel Handle .....	\$11,165,962.00
Average Performance .....	97,947.04
Average Wager per Capita .....	66.35
(Based on Taxable Admissions)	
Total Paid Attendance .....	168,290.00
Average Paid Attendance per Performance .....	1,476.00
Net Commission = 17% of P-M Handle less \$170.00	
Track Allowance per Race	

**STATE REVENUE**

3/17 of Net Commission (Counties) .....	\$ 294,118.86
2/17 of Net Commission (Old Age Assistance) .....	196,079.24
2/17 of Net Commission (Counties) .....	196,079.24
25% of Breaks (Counties) .....	12,284.56
75% of Breaks (Old Age Assistance) .....	36,855.52
Admission Tax (Counties) .....	18,416.93
	<u>\$ 753,834.35</u>
Occupational Licenses (Counties) .....	2,755.25
Total State Revenue .....	<u>\$ 756,589.60</u>

**TRACK REVENUE**

1362 Races at \$170.00 Allowance per Race .....	\$ 231,540.00
10/17 of Net Commission .....	980,396.20
Total Track Revenue (10.9%) .....	<u>\$ 1,211,936.20</u>

**MISCELLANEOUS**

Distributed to Public from P-M Handle (82.6%) .....	\$ 9,218,608.38
Distributed to Public from Track for Minus Pool .....	116.32
Total Distributed to Public .....	<u>\$ 9,218,724.70</u>

Seating Capacity: 2,000 — Parking: 1,000 spaces  
 Overall Length of Track: 1,590 feet  
 Length of Stretch: 300 feet — Width of Track: 20 feet  
 Equipment: Single, Inside Lure; American Totalisator

**KEYS RACING ASSOCIATION, LTD.  
P. O. Box 2451, Key West, Florida 33040**

General Partner  
Pensacola Greyhound Racing, Inc.

Limited Partners  
George Coury                      Estate of Joseph E. Carney, Sr.                      George Kastenbaum

Officers  
Joseph E. Carney, Jr., President                      Joshua J. Segal, Vice-President  
James H. Look, Secretary                      Dr. Thomas F. Carney, Treasurer

Directors  
Dr. Thomas F. Carney                      Joseph E. Carney, Jr.                      James H. Look  
Abe Levin                      Joshua J. Segal

Dog Track — Key West  
Racing Days - 105                      December 6, 1973 to April 15, 1974                      Incl. - 120 Performances

Pari-Mutuel Handle .....	\$ 3,567,900.00
Average Performance .....	29,732.50
Average Wager per Capita .....	51.98
(Based on Taxable Admissions)	
Total Paid Attendance .....	68,644.00
Average Paid Attendance per Performance .....	572.00
Net Commission = 17% of P-M Handle less \$170.00	
Track Allowance per Race	

**STATE REVENUE**

3/17 of Net Commission (Counties) .....	\$ 63,022.32
2/17 of Net Commission (Old Age Assistance) .....	42,014.88
2/17 of Net Commission (Counties) .....	40,874.88
25% of Breaks (Counties) .....	4,298.32
75% of Breaks (Old Age Assistance) .....	12,896.10
Admission Tax (Counties) .....	7,123.95
	<u>\$ 170,230.45</u>
Occupational Licenses (Counties) .....	959.25
Total State Revenue .....	<u>\$ 171,189.70</u>
130 Races on a Sliding Sacle .....	\$ 1,558.22
1295 Races at \$170.00 Allowance per Race .....	220,150.00
10/17 of Net Commission .....	238,922.70
Total Track Revenue (12.9%) .....	<u>\$ 460,630.92</u>

**MISCELLANEOUS**

Distributed to Public from P-M Handle (82.5%) .....	\$ 2,944,162.58
Distributed to Public from Track for Minus Pool .....	32.62
Total Distributed to Public .....	<u>\$ 2,944,195.20</u>

Seating Capacity: 550 — Parking: 400 spaces  
Overall Length of Track: 1,320 feet  
Length of Stretch: 175 feet — Width of Track: 19 feet  
Equipment: Single, Inside Lure; American Totalisator

**MIAMI BEACH KENNEL CLUB, INC.**  
**33 South Collins Avenue, Miami Beach, Florida 33139**

**Officers**

William H. Johnston, Sr., Chairman of the Board

James J. Patton, President	C. W. Bidwill, Jr., Treasurer
Carl T. Hoffman, Assistant Secretary	Frank R. Anderson, Vice-President
William H. Johnston, Jr., Secretary	

**Directors**

William H. Johnston, Sr.	Carl T. Hoffman	C. W. Bidwill, Jr.
James J. Patton	William H. Johnston, Jr.	Frank R. Anderson

**Dog Track — Miami Beach**

Racing Days - 105      December 25, 1973 to April 30, 1974      Incl. - 130 Performances

Pari-Mutuel Handle .....	\$28,834,430.00
Average Performance .....	221,803.31
Average Wager per Capita .....	69.16
(Based on Taxable Admissions)	
Total Paid Attendance .....	416,934.00
Average Paid Attendance per Performance .....	3,207.00
Net Commission = 17% of P-M Handle less \$170.00	
Track Allowance per Race	

**STATE REVENUE**

3/17 of Net Commission (Counties) .....	\$ 818,232.90
2/17 of Net Commission (Old Age Assistance) .....	545,488.60
2/17 of Net Commission (Counties) .....	545,488.60
25% of Breaks (Counties) .....	30,306.30
75% of Breaks (Old Age Assistance) .....	90,920.34
Admission Tax (Counties) .....	46,483.26
	<u>\$ 2,076,920.00</u>
Occupational Licenses (Counties) .....	1,267.00
Total State Revenue .....	<u>\$ 2,078,187.00</u>

**TRACK REVENUE**

1560 Races at \$170.00 Allowance per Race .....	\$ 265,200.00
10/17 of Net Commission .....	2,727,443.00
Total Track Revenue (10.4%) .....	<u>\$ 2,992,643.00</u>

**MISCELLANEOUS**

Distributed to Public from P-M Handle (82.6%) .....	\$23,811,350.26
Distributed to Public from Track for Minus Pool .....	37.74
Total Distributed to Public .....	<u>\$23,811,388.00</u>

Seating Capacity: 5,652 — Parking: 2,680 spaces  
 Overall Length of Track: 1,060 feet  
 Length of Stretch: 214 feet — Width of Track: 19 feet  
 Equipment: Single, Outside Lure; American Totalisator



**ORANGE PARK KENNEL CLUB, INC.**  
**P. O. Box 1895, Jacksonville, Florida 32201**

**Officers**

William H. Johnston, Sr., Chairman of the Board

James J. Patton, President	John A. Rush, Sr., Vice-President
D. W. Howell, Secretary	William H. Johnston, Jr., Treasurer
John A. Rush, Sr., Assistant Secretary-Treasurer	

**Directors**

D. W. Howell	William H. Johnston, Sr.	John J. Patton
William H. Johnston, Jr.	James J. Patton	John A. Rush, Sr.
C. W. Bidwill	Carl T. Hoffman	R. J. Hart, Sr.

**Dog Track — Jacksonville**

Racing Days - 102      October 1, 1973 to January 30, 1974      Incl. - 120 Performances

Pari-Mutuel Handle	\$23,548,348.00
Average Performance	196,236.23
Average Wager per Capita	70.10
(Based on Taxable Admissions)	

Total Paid Attendance	335,949.00
Average Paid Attendance per Performance	2,800.00
Net Commission = 17% of P-M Handle less \$170.00	
Track Allowance per Race	

**STATE REVENUE**

3/17 of Net Commission (Counties)	\$ 663,250.44
2/17 of Net Commission (Old Age Assistance)	442,166.96
2/17 of Net Commission (Counties)	442,166.96
25% of Breaks (Counties)	22,617.81
75% of Breaks (Old Age Assistance)	67,855.43
Admission Tax (Counties)	38,463.18
	<u>\$ 1,676,520.78</u>
Occupational Licenses (Counties)	1,983.00
Total State Revenue	<u>\$ 1,678,503.78</u>

**TRACK REVENUE**

1440 Races at \$170.00 Allowance per Race	\$ 244,800.00
10/17 of Net Commission	2,210,834.80
Total Track Revenue (10.4%)	<u>\$ 2,455,634.80</u>

**MISCELLANEOUS**

Distributed to Public from P-M Handle (82.6%)	\$19,454,655.60
Distributed to Public from Track for Minus Pool	8.50
Total Distributed to Public	<u>\$19,454,664.10</u>

Seating Capacity: 3,500 — Parking: 4,000 spaces  
 Overall Length of Track: 1,410 feet  
 Length of Stretch: 350 feet — Width of Track: 19 feet  
 Equipment: Single, Outside Lure; American Totalisator

**PENSACOLA GREYHOUND RACING, INC.**  
**P. O. Box 803, Pensacola, Florida 32502**

**Officers**

Joseph E. Carney, Jr., President  
 James H. Look, Secretary

Dr. Thomas F. Carney, Treasurer  
 Joshua J. Segal, Vice President

**Directors**

Joseph E. Carney, Jr.  
 Dr. Thomas F. Carney

James H. Look

Abe Levin  
 Joshua J. Segal

**Dog Track — Pensacola**

Racing Days - 46	July 2, 1973 to Sept. 3, 1973	Incl. - 66 Performances
Racing Days - 16	Sept. 5, 1973 to Oct. 1, 1973	Incl. - 24 Performances
Racing Days - 43	April 26, 1974 to June 29, 1974	Incl. - 63 Performances
<u>105</u>		<u>153</u>

Pari-Mutuel Handle .....	\$16,290,552.00
Average Performance .....	106,474.20
Average Wager per Capita .....	68.95
(Based on Taxable Admissions)	

Total Paid Attendance .....	236,264.00
Average Paid Attendance per Performance .....	1,544.00
Net Commission = 17% of P-M Handle less \$170.00	
Track Allowance per Race	

**STATE REVENUE**

3/17 of Net Commission (Counties) .....	\$ 434,026.56
2/17 of Net Commission (Old Age Assistance) .....	289,351.04
2/17 of Net Commission (Counties) .....	289,351.04
25% of Breaks (Counties) .....	17,239.04
75% of Breaks (Old Age Assistance) .....	51,719.20
Admission Tax (Counties) .....	29,723.00
	<u>\$ 1,111,409.88</u>
Occupational Licenses (Counties) .....	3,452.00
Kennel Names (Counties) .....	200.00
Total State Revenue .....	<u>\$ 1,115,061.88</u>

**TRACK REVENUE**

1823 Races at \$170.00 Allowance per Race .....	\$ 309,910.00
10/17 of Net Commission .....	1,446,755.20
Total Track Revenue (10.8%) .....	<u>\$ 1,756,665.20</u>

**MISCELLANEOUS**

Distributed to Public from P-M Handle (82.6%) .....	\$13,452,199.92
Distributed to Public from Track for Minus Pool .....	130.08
Total Distributed to Public .....	<u>\$13,452,330.00</u>

Seating Capacity: 1,700 — Parking: 1,500 spaces  
 Overall Length of Track: 1,320 feet  
 Length of Stretch: 195 feet — Width of Track: 23 feet  
 Equipment: Single, Inside Lure; American Totalisator



**ST. PETERSBURG KENNEL CLUB, INC.**  
**10490 Gandy Boulevard, St. Petersburg, Florida 33702**

**Officers**

Otto L. Weaver, Chairman of the Board	A. D. Weaver, President
Mrs. Pearl Hankins, Vice-President	Joyce W. Brooks, Vice-President
A. V. Weaver, Jr., Vice-President & Secretary-Treasurer	
William B. Heindel, Controller & Assistant Secretary-Treasurer	

**Directors**

Joyce W. Brooks	Glenn E. Loughridge	A. D. Weaver
Paul A. Laughner	A. V. Weaver, Jr.	Otto L. Weaver
	Mrs. Pearl Hankins	

**Dog Track — St. Petersburg**

Racing Days - 101	January 5, 1974 to May 7, 1974	Incl. - 151 Performances
Pari-Mutuel Handle		\$62,026,659.00
Average Performance		410,772.58
Average Wager per Capita		69.31
(Based on Taxable Admissions)		
Total Paid Attendance		894,901.00
Average Paid Attendance per Performance		5,926.00
Net Commission = 17% of P-M Handle less \$170.00		
Track Allowance per Race		

**STATE REVENUE**

3/17 of Net Commission (Counties)	\$ 1,806,439.77
2/17 of Net Commission (Old Age Assistance)	1,204,293.18
2/17 of Net Commission (Counties)	1,204,293.18
25% of Breaks (Counties)	65,563.46
75% of Breaks (Old Age Assistance)	196,692.51
Admission Tax (Counties)	101,356.54
	<u>\$ 4,578,638.64</u>
Occupational Licenses (Counties)	2,951.00
Total State Revenue	<u><u>\$ 4,581,589.64</u></u>

**TRACK REVENUE**

1812 Races at \$170.00 Allowance per Race	\$ 308,040.00
10/17 of Net Commission	6,021,465.90
Total Track Revenue (10.2%)	<u><u>\$ 6,329,505.90</u></u>

**MISCELLANEOUS**

Distributed to Public from P-M Handle (82.6%)	\$51,219,871.00
Distributed to Public from Track for Minus Pool	34.60
Total Distributed to Public	<u><u>\$51,219,905.60</u></u>

Seating Capacity: 6,200 — Parking: 3,200 spaces  
 Overall Length of Track: 1,320 feet  
 Length of Stretch: 224 feet — Width of Track: 21 feet  
 Equipment: Single, Inside Lure; Automatic Totalisators, Ltd.

**SANFORD-ORLANDO KENNEL CLUB, INC.**  
**Longwood, Florida 32750**

**Officers**

Mrs. Katherine M. Nichols, President  
 Miss Mary M. Kelly, Exec. Vice-President & Treasurer  
 Miss Catherine M. Kelly, Asst. Secretary & Asst. Treasurer  
 Jack G. Collins, Vice-President & Secretary

**Directors**

Miss Mary M. Kelly                      Mrs. Katherine M. Nichols                      Jerry Collins

**Dog Track — Longwood**

Racing Days - 95                      December 31, 1973 to April 25, 1974                      Incl. - 155 Performances

Pari-Mutuel Handle .....	\$28,449,828.00
Average Performance .....	183,547.28
Average Wager per Capita .....	71.06
(Based on Taxable Admissions)	
Total Paid Attendance .....	400,349.00
Average Paid Attendance per Performance .....	2,583.00
Net Commission = 17% of P-M Handle less \$170.00	
Track Allowance per Race	

**STATE REVENUE**

3/17 of Net Commission (Counties) .....	\$ 797,694.84
2/17 of Net Commission (Old Age Assistance) .....	531,796.56
2/17 of Net Commission (Counties) .....	531,796.56
25% of Breaks (Counties) .....	26,301.06
75% of Breaks (Old Age Assistance) .....	78,905.56
Admission Tax (Counties) .....	44,309.72
	<u>\$ 2,010,804.30</u>
Occupational Licenses (Counties) .....	1,991.25
Kennel Names (Counties) .....	100.00
Total State Revenue .....	<u>\$ 2,012,895.55</u>

**TRACK REVENUE**

1860 Races at \$170.00 Allowance per Race .....	\$ 316,200.00
10/17 of Net Commission .....	2,658,982.80
Total Track Revenue (10.5%) .....	<u>\$ 2,975,182.80</u>

**MISCELLANEOUS**

Distributed to Public from P-M Handle (82.6%) .....	\$23,508,150.62
Distributed to Public from Track for Minus Pool .....	156.18
Total Distributed to Public .....	<u>\$23,508,306.80</u>

Seating Capacity: 2,700 — Parking: 4,000 spaces  
 Overall Length of Track: 1,320 feet  
 Length of Stretch: 322 feet — Width of Track: 18 feet  
 Equipment: Double, Inside Lure; Automatic Totalisators, Ltd.

**SARASOTA KENNEL CLUB, INC.**  
**5400 Bradenton Road, Sarasota, Florida 33580**

Officers

Gus V. Widen, President Jack G. Collins, Vice-President  
Jerry Collins, Secretary-Treasurer

Directors

Gus V. Widen Jerry Collins  
 Elon C. Robison Jack G. Collins

Dog Track — Sarasota

Racing Days - 57	July 1, 1973 to Sept. 5, 1973	Incl. - 86 Performances
Racing Days - 43	May 8, 1974 to June 30, 1974	Incl. - 63 Performances
<u>100</u>		<u>149</u>

Pari-Mutuel Handle .....	\$34,543,267.00
Average Performance .....	231,834.01
Average Wager per Capita .....	74.66
(Based on Taxable Admissions)	
Total Paid Attendance .....	462,665.00
Average Paid Attendance per Performance .....	3,105.00
Net Commission = 17% of P-M Handle less \$170.00	
Track Allowance per Race	

STATE REVENUE

3/17 of Net Commission (Counties) .....	\$ 983,528.01
2/17 of Net Commission (Old Age Assistance) .....	655,685.34
2/17 of Net Commission (Counties) .....	655,685.34
25% of Breaks (Counties) .....	31,924.33
75% of Breaks (Old Age Assistance) .....	95,775.12
Admission Tax (Counties) .....	52,824.05
	<u>\$ 2,475,422.19</u>
Occupational Licenses (Counties) .....	3,816.75
Kennel Names (Counties) .....	300.00
Total State Revenue .....	<u>\$ 2,479,538.94</u>

TRACK REVENUE

1759 Races at \$170.00 Allowance per Race .....	\$ 299,030.00
10/17 of Net Commission .....	3,278,426.70
Total Track Revenue (10.4%) .....	<u>\$ 3,577,456.70</u>

MISCELLANEOUS

Distributed to Public from P-M Handle (82.6%) .....	\$28,543,212.16
Distributed to Public from Track for Minus Pool .....	33.04
Total Distributed to Public .....	<u>\$28,543,245.20</u>

Seating Capacity: 3,000 — Parking: 2,500 spaces  
 Overall Length of Track: 1,320 feet  
 Length of Stretch: 330 feet — Width of Track: 22 feet  
 Equipment: Double, Inside Lure; American Totalisator

**WASHINGTON COUNTY KENNEL CLUB, INC.**  
**Ebro, Florida 32437**

**Officers**

Luther F. Hess, President  
 Paul Dervaes, Vice-President & Treasurer

John H. Hater, Vice-President  
 Sidney Summers, Secretary

**Directors**

Luther F. Hess  
 Paul Dervaes  
 Robert E. Hater

John H. Hater  
 Sidney Summers

Dorothy Stevens  
 Harry J. Hater, Jr.  
 Stockton R. Hess

**Dog Track — Ebro**

Racing Days - 58	July 1, 1973 to Sept. 8, 1973	Incl. - 71 Performances
Racing Days - 47	May 3, 1974 to June 29, 1974	Incl. - 60 Performances
<u>105</u>		<u>131</u>

Pari-Mutuel Handle .....	\$10,527,151.00
Average Performance .....	80,359.93
Average Wager per Capita .....	54.62
(Based on Taxable Admissions)	
Total Paid Attendance .....	192,751.00
Average Paid Attendance per Performance .....	1,471.00
Net Commission = 17% of P-M Handle less \$170.00	
Track Allowance per Race	

**STATE REVENUE**

3/17 of Net Commission (Counties) .....	268,864.53
2/17 of Net Commission (Old Age Assistance) .....	179,243.02
2/17 of Net Commission (Counties) .....	179,243.02
25% of Breaks (Counties) .....	13,004.67
75% of Breaks (Old Age Assistance) .....	39,016.18
Admission Tax (Counties) .....	19,782.10
	<u>\$ 699,153.52</u>
Occupational Licenses (Counties) .....	1,927.50
Kennel Names (Counties) .....	100.00
Total State Revenue .....	<u>\$ 701,181.02</u>

**TRACK REVENUE**

1565 Races at \$170.00 Allowance per Race .....	\$ 266,050.00
10/17 of Net Commission .....	896,215.10
Total Track Revenue (11.0%) .....	<u>\$ 1,162,265.10</u>

**MISCELLANEOUS**

Distributed to Public from P-M Handle (82.5%) .....	\$ 8,685,514.48
Distributed to Public from Track for Minus Pool .....	34.22
Total Distributed to Public .....	<u>\$ 8,685,548.70</u>

Seating Capacity: 1,460 — Parking: 950 spaces  
 Overall Length of Track: 1,344 feet  
 Length of Stretch: 333 feet — Width of Track: 18 feet  
 Equipment: Single, Inside Lure; American Totalisator

**WEST FLAGLER ASSOCIATES, LTD.**  
**P. O. Box 35-460, Miami, Florida 33135**

Isadore Hecht Barbara Hecht	General Partners Florence Hecht Sidney Lefcourt	David S. Hecht Isabelle H. Amdur
--------------------------------	---	-------------------------------------

	Dog Track — Miami	
Racing Days - 51	Nov. 7, 1973 to Jan. 9, 1974	Incl. - 73 Performances
Racing Days - 51	May 1, 1974 to June 29, 1974	Incl. - 79 Performances
<u>102</u>		<u>152</u>

Pari-Mutuel Handle .....	\$79,824,254.00
Average Performance .....	525,159.57
Average Wager per Capita .....	78.82
(Based on Taxable Admissions)	
Total Paid Attendance .....	1,012,724.00
Average Paid Attendance per Performance .....	6,663.00
Net Commission = 17% of P-M Handle less \$170.00	
Track Allowance per Race	

**STATE REVENUE**

3/17 of Net Commission (Counties) .....	\$ 2,340,007.62
2/17 of Net Commission (Old Age Assistance) .....	1,560,005.08
2/17 of Net Commission (Counties) .....	1,560,005.08
25% of Breaks (Counties) .....	71,765.75
75% of Breaks (Old Age Assistance) .....	215,298.91
Admission Tax (Counties) .....	110,184.44
	<u>\$ 5,857,266.88</u>
Occupational Licenses (Counties) .....	2,603.00
Kennel Names (Counties) .....	50.00
Total State Revenue .....	<u>\$ 5,859,919.88</u>

**TRACK REVENUE**

1824 Races at \$170.00 Allowance per Race .....	310,080.00
10/17 of Net Commission .....	7,800,025.40
Total Track Revenue (10.2%) .....	<u>\$ 8,110,105.40</u>

**MISCELLANEOUS**

Distributed to Public from P-M Handle (82.6%) .....	\$65,967,066.16
Distributed to Public from Track for Minus Pool .....	9,684.64
Total Distributed to Public .....	<u>\$65,976,750.80</u>

Seating Capacity: 7,738 — Parking: 6,454 spaces  
 Overall Length of Track: 1,320 feet  
 Length of Stretch: 334 feet — Width of Track: 21 feet  
 Equipment: Double, Inside Lure; Automatic Totalisators, Ltd.







**FORT PIERCE JAI ALAI**  
**P. O. Box 4045, Fort Pierce, Florida 33450**

**Officers**

L. Stanley Berenson, President	Louis S. Weinberg, Secretary
Benjamin A. Trustman, Treasurer & Chairman of the Board	Theodore I. Libby, Vice-President
	Frederick R. Wallace, Controller
William C. Worley, Vice-President	

**Directors**

Louis Stanley Berenson	Theodore I. Libby	Reuben B. Gryzmish
Benjamin A. Trustman	Louis S. Weinberg	Milton G. Green
William C. Worley	Edward A. Colpak	Thomas H. Lee
	Sumner Rogers	

**Jai-Alai — Fort Pierce**

Playing Days - 24	May 29, 1974 to June 29, 1974	Incl. - 34 Performances
Pari-Mutuel Handle .....		\$ 2,867,356.00
Average Performance .....		84,334.00
Average Wager per Capita .....		50.20
(Based on Taxable Admissions)		
Total Paid Attendance .....		57,117.00
Average Paid Attendance per Performance .....		1,680.00

**STATE REVENUE**

3% of P-M Handle (Counties) .....	\$ 86,020.68
2% of P-M Handle (Old Age Assistance) .....	57,347.12
50% of Breaks (Old Age Assistance) .....	3,512.55
Admission Tax (Counties) .....	7,512.26
	<u>\$ 154,392.65</u>
Occupational Licenses (Counties) .....	332.00
Total State Revenue .....	<u>\$ 154,724.61</u>

**FRONTON REVENUE**

12% of P-M Handle .....	\$ 344,082.72
50% of Breaks .....	3,512.43
Total Fronton Revenue (12.1%) .....	<u>\$ 347,595.15</u>

**MISCELLANEOUS**

Distributed to Public from P-M Handle (82.8%) .....	<u>\$ 2,372,880.50</u>
---	------------------------

Seating Capacity: 2,653 — Parking: 1,571 spaces  
 Height of Overhead: 40 feet  
 Length of Court: 175 feet 11 inches — Width of court: 50 feet  
 Equipment: Automatic Totalisators, Ltd.

**THE FRONTON, INC.**  
**1415 West 45th Street, West Palm Beach, Florida 33407**

Officers

Arthur W. Silvester, Sr., President      Arthur W. Silvester, Jr., Exec. Vice-Pres. & Sec.  
 William A. Lord, Vice-President-Treasurer

Directors

Arthur W. Silvester, Sr., Chairman

Arthur W. Silvester, Jr.      William A. Lord

Jai-Alai — West Palm Beach

Playing Days - 105      October 18, 1973 to March 9, 1974      Incl. - 155 Performances

Pari-Mutuel Handle .....	\$22,710,976.00
Average Performance .....	146,522.43
Average Wager per Capita .....	53.71
(Based on Taxable Admissions)	

Total Paid Attendance .....	422,837.00
Average Paid Attendance per Performance .....	2,728.00

STATE REVENUE

3% of P-M Handle (Counties) .....	\$ 681,329.28
2% of P-M Handle (Old Age Assistance) .....	454,219.52
50% of Breaks (Old Age Assistance) .....	24,661.22
Admission Tax (Counties) .....	<u>55,090.86</u>
	\$ 1,215,300.88
Occupational Licenses (Counties) .....	<u>2,060.00</u>
Total State Revenue .....	<u>\$ 1,217,360.88</u>

FRONTON REVENUE

12% of P-M Handle .....	\$ 2,725,317.12
50% of Breaks .....	<u>24,660.36</u>
Total Fronton Revenue (12.1%) .....	<u>\$ 2,749,977.48</u>

MISCELLANEOUS

Distributed to Public from P-M Handle (82.8%) .....	<u>\$18,800,788.50</u>
---	------------------------

Seating Capacity: 3,016 — Parking: 1,000 spaces  
 Height of Overhead: 40 feet  
 Length of Court: 172 feet — Width of Court: 50 feet  
 Equipment: American Totalisator

**MIAMI JAI-ALAI, INC.**  
**3500 N. W. 37th Avenue, Miami, Florida 33142**

**Officers**

L. Stanley Berenson, President  
 Benjamin A. Trustman, Chairman of the Board & Treasurer  
 Louis S. Weinberg, Secretary  
 William C. Worley, Asst. Secretary  
 Theodore I. Libby, Vice-President  
 Frederick R. Wallace, Controller

**Directors**

Theodore I. Libby	William C. Worley	L. Stanley Berenson
Sumner Rogers	Benjamin A. Trustman	Louis S. Weinberg
William H. Allen, Jr.	Thomas H. Lee	Edward A. Colpak
Reuben B. Gryzmish		Milton G. Green

**Jai-Alai — Miami**

Playing Days - 105	December 20, 1973 to April 30, 1974	Incl. - 155 Performances
Pari-Mutuel Handle .....		\$43,455,551.00
Average Performance .....		280,358.39
Average Wager per Capita .....		44.45
(Based on Taxable Admissions)		
Total Paid Attendance .....		977,661.00
Average Paid Attendance per Performance .....		6,307.00

**STATE REVENUE**

3% of P-M Handle (Counties) .....	\$ 1,303,666.53
2% of P-M Handle (Old Age Assistance) .....	869,111.02
50% of Breaks (Old Age Assistance) .....	51,730.44
Admission Tax (Counties) .....	145,738.49
	<u>\$ 2,370,246.48</u>
Occupational Licenses (Counties) .....	3,547.00
Total State Revenue .....	<u>\$ 2,373,793.48</u>

**FRONTON REVENUE**

12% of P-M Handle .....	\$ 5,214,666.12
50% of Breaks .....	51,696.70
Total Fronton Revenue (12.1%) .....	<u>\$ 5,266,362.82</u>

**MISCELLANEOUS**

Distributed to Public from P-M Handle (82.8%) .....	\$35,964,680.19
Distributed to Public from Fronton for Minus Pool .....	32.91
Total Distributed to Public .....	<u>\$35,964,713.10</u>

Seating Capacity: 6,823 — Parking: 4,000 spaces  
 Height of Overhead: 40 feet  
 Length of Court: 176 feet — Width of Court: 50 feet  
 Equipment: Automatic Totalisators, Ltd.



**SPORTS PALACE, INC.**  
**P. O. Box 1990, Melbourne, Florida 32935**

**Officers**

Vance Swartz, President

Max Jacobs, Vice-President & Treasurer

Jerry Jacobs, Secretary

**Directors**

Jerry Jacobs

Vance Swartz

Max Jacobs

**Jai-Alai — Melbourne**

Playing Days - 105

October 5, 1973 to March 11, 1974

Incl. - 155 Performances

Playing Days - 14

May 31, 1974 to June 29, 1974

Incl. - 21 Performances

119

176

Pari-Mutuel Handle .....	\$14,173,939.00
Average Performance .....	80,533.75
Average Wager per Capita .....	51.77
(Based on Taxable Admissions)	
Total Paid Attendance .....	273,771.00
Average Paid Attendance per Performance .....	1,556.00

**STATE REVENUE**

3% of P-M Handle (Counties) .....	\$ 425,218.17
2% of P-M Handle (Old Age Assistance) .....	283,478.78
50% of Breaks (Old Age Assistance) .....	16,045.92
Admission Tax (Counties) .....	<u>35,116.12</u>
	\$ 759,858.99
Occupational Licenses (Counties) .....	<u>858.00</u>
Total State Revenue .....	<u>\$ 760,716.99</u>

**FRONTON REVENUE**

12% of P-M Handle .....	\$ 1,700,872.68
50% of Breaks .....	<u>16,045.05</u>
Total Fronton Revenue (12.1%) .....	<u>\$ 1,716,917.73</u>

**MISCELLANEOUS**

Distributed to Public from P-M Handle (82.8%) .....	<u>\$11,732,278.40</u>
---	------------------------

Seating Capacity: 2,525 — Parking: 1,700 spaces  
 Length of Court: 176 feet — Width of Court: 33 feet  
 Height of Overhead: 43 feet  
 Equipment: Automatic Totalisators, Ltd.

**TAMPA JAI-ALAI, INC.**  
**P. O. Box 13485, Tampa, Florida 33609**

Officers

Benjamin A. Trustman, Chairman of the Board, Treasurer

L. Stanley Berenson, President Ernest Larsen, Jr., Vice-President

William C. Worley, Assistant Secretary

Theodore I. Libby, Vice-President Louis S. Weinberg, Secretary

Frederick R. Wallace, Controller

Directors

L. Stanley Berenson	Benjamin A. Trustman	William C. Worley
Reuben B. Gryzmish	Theodore I. Libby	Louis S. Weinberg
Thomas H. Lee	Milton G. Green	Edward Colpak
Sumner Rogers		William H. Allen, Jr.

Jai-Alai — Tampa

Playing Days - 105 January 7, 1974 to June 14, 1974 Incl. - 155 Performances

Pari-Mutuel Handle .....	\$30,847,778.00
Average Performance .....	199,017.92
Average Wager per Capita .....	48.93
(Based on Taxable Admissions)	
Total Paid Attendance .....	630,529.00
Average Paid Attendance per Performance .....	4,068.00

STATE REVENUE

3% of P-M Handle (Counties) .....	\$ 925,433.34
2% of P-M Handle (Old Age Assistance) .....	616,955.56
50% of Breaks (Old Age Assistance) .....	36,343.33
Admission Tax (Counties) .....	78,897.46
	\$ 1,657,629.69
Occupational Licenses (Counties) .....	1,820.00
Total State Revenue .....	\$ 1,659,449.69

FRONTON REVENUE

12% of P-M Handle .....	\$ 3,701,733.36
50% of Breaks .....	36,342.51
Total Fronton Revenue (12.1%) .....	\$ 3,738,075.87

MISCELLANEOUS

Distributed to Public from P-M Handle (82.8%) .....	\$25,530,969.90
---	-----------------

Seating Capacity: 4,678 — Parking: 4,000 spaces  
 Height of Overhead: 40 feet  
 Length of Court: 176 feet — Width of Court: 51 feet  
 Equipment: American Totalisator

**VOLUSIA JAI-ALAI, INC.**  
**P. O. Box 1468, Daytona Beach, Florida 30215**

Officers -

Vance Schwartz, President Jerry Jacobs, Secretary  
 Max Jacobs, Vice-President & Treasurer

Directors

Vance Schwartz Max Jacobs  
 Jerry Jacobs

Jai-Alai — Daytona Beach

Playing Days - 55	July 2, 1973 to September 3, 1973	Incl. - 80 Performances
Playing Days - <u>9</u>	March 29, 1974 to April 10, 1974	Incl. - <u>13</u> Performances
64		93

Pari-Mutuel Handle .....	\$10,459,472.00
Average Performance .....	112,467.44
Average Wager per Capita .....	51.33
(Based on Taxable Admissions)	
Total Paid Attendance .....	203,752.00
Average Paid Attendance per Performance .....	2,191.00

STATE REVENUE

3% of P-M Handle (Counties) .....	\$ 313,784.16
2% of P-M Handle (Old Age Assistance) .....	209,189.44
50% of Breaks (Old Age Assistance) .....	11,629.63
Admission Tax (Counties) .....	<u>23,110.35</u>
	\$ 557,713.58
Occupational Licenses (Counties) .....	<u>1,762.00</u>
Total State Revenue .....	<u><u>\$ 559,475.58</u></u>

FRONTON REVENUE

12% of P-M Handle .....	\$ 1,255,136.64
50% of Breaks .....	<u>11,629.13</u>
Total Fronton Revenue (12.1%) .....	<u><u>\$ 1,266,765.77</u></u>

MISCELLANEOUS

Distributed to Public from P-M Handle (82.8%) .....	<u><u>\$ 8,658,103.00</u></u>
---	-------------------------------

Seating Capacity: 3,465 — Parking: 2,079 spaces  
 Height of Overhead: 43 feet  
 Length of Court: 170 feet — Width of Court: 34 feet

Destroyed by fire April 11, 1974



**SEMINOLE PARK & FAIRGROUNDS, INC.**  
**P. O. Box 67, Casselberry, Florida 32707**

**Officers**

Paul D. Bowlen, Chairman of the Board  
 Allison A. Grillo, President & Managing Director  
 Bernard C. O'Neill, Jr., Secretary  
 Patrick B. Marks, Treasurer

**Directors**

Paul D. Bowlen	Patrick B. Marks	Allison A. Grillo
	Harness Horse Track — Casselberry	
Racing Days - 46	July 2, 1973 to September 3, 1973	46 Performances
Racing Days - <u>53</u>	April 26, 1974 to June 29, 1974	<u>53</u> Performances
99		99

Pari-Mutuel Handle .....	\$ 7,905,201.00
Average Daily Handle .....	79,850.52
Average Wager per Capita .....	52.17
(Based on Taxable Admissions)	
Total Paid Attendance .....	151,521.00
Average Daily Paid Attendance .....	1,530.00

**STATE REVENUE**

Daily License Fee Based on P-M Handle (Counties) .....	\$ 156,000.00
Daily License Fee Based on P-M Handle (Old Age Assistance) .....	52,000.00
50% of Breaks (Old Age Assistance) .....	19,948.86
Admission Tax (Counties) .....	22,175.47
	<u>\$ 250,124.33</u>
Occupational Licenses (Counties) .....	9,564.00
Stable Names (Counties) .....	150.00
Total State Revenue .....	<u>\$ 259,838.33</u>

**TRACK REVENUE**

Track Share of P-M Handle after License Fee to State is Deducted (16.4%) .....	<u>\$ 1,297,988.19</u>
---	------------------------

**MISCELLANEOUS**

Distributed to Public from P-M Handle (80.4%) .....	\$ 6,359,315.08
Distributed to Public from Track for Minus Pool .....	304.00
Total Distributed to Public .....	<u>\$ 6,359,619.08</u>
Florida Harness-Horse Promotion Fund .....	<u>\$ 19,948.87</u>

Seating Capacity: 2,800 — Parking: 2,500 spaces  
 Overall Length of Track: 3/4 mile  
 Length of Stretch: 546 feet — Width of Track: 70 feet  
 Equipment: Western Totalisators

**TOURIST ATTRACTIONS, INC.**  
**1800 S. W. 3rd Street, Pompano Beach, Florida 33060**

Officers

Frederick L. Van Lennep, Chairman & President  
 Hector Van Lennep, Vice-President & General Manager  
 Thomas M. O'Leary, Vice-President & Treasurer  
 Mary Ann Trees, Secretary

Directors

Frederick L. Van Lennep  
 Marion E. Sibley  
 J. Donald Orth

Harness Horse Track — Pompano Beach  
 December 14, 1973 to April 20, 1974  
 101 Performances

Pari-Mutuel Handle .....	\$27,812,008.00
Average Performance .....	275,366.42
Average Wager per Capita .....	57.82
(Based on Taxable Admissions)	
Total Paid Attendance .....	480,983.00
Average Daily Paid Attendance .....	4,762.00

STATE REVENUE

3/17 of Net Commission (Counties) .....	\$ 834,360.24
2/17 of Net Commission (Old Age Assistance) .....	556,240.16
2/17 of Net Commission (Counties) .....	556,240.16
50-75% of Breaks (Old Age Assistance) .....	89,040.19
Admission Tax (Counties) .....	<u>70,575.23</u>
	\$ 2,106,455.98
Occupational Licenses (Counties) .....	19,533.28
Kennel Names (Counties) .....	1,950.00
Total State Revenue .....	<u><u>\$ 2,127,939.26</u></u>

TRACK REVENUE

10/17 of Net Commission .....	\$ 3,059,320.88
-------------------------------	-----------------

MISCELLANEOUS

Distributed to Public from P-M Handle (81.4%) .....	\$22,627,766.18
Distributed to Public from Track for Minus Pool .....	394.62
Total Distributed to Public .....	<u>\$22,628,160.80</u>
Florida Harness Promotion Fund .....	<u><u>\$ 89,040.19</u></u>

Seating Capacity: 8,360 — Parking: 9,000 spaces  
 Overall Length of Track: 5/8 Mile  
 Length of Stretch: 650 feet — Width of Track: 80 feet  
 Equipment: Automatic Totallisators, Ltd.



**FLORIDA DOWNS & TURF CLUB, INC.**  
**P. O. Box "E", Oldsmar, Florida 33557**

**Officers**

Sam F. Davis, President

M. L. Peace, Vice-President

Marian Woofter, Secretary-Treasurer

**Directors**

J. O. Alston

Sam F. Davis

D. Burke Kibler, III

**Horse Track — Tampa**

Racing Days - 50

January 4, 1974 to March 23, 1974

Incl. - 50 Performances

Pari-Mutuel Handle .....	\$13,136,334.00
Average Daily Handle .....	262,726.68
Average Wager per Capita .....	90.35
(Based on Taxable Admissions)	
Total Paid Attendance .....	145,395.00
Average Daily Paid Attendance .....	29.08

**STATE REVENUE**

3% of P-M Handle (Counties) (Flat Rate of \$6750. per Day) .....	\$ 337,500.00
5% of P-M Handle (Old Age Assistance) (Flat Rate of \$2250 per Day) .....	112,500.00
Admission Tax (Counties) .....	27,774.82
	<u>\$ 477,774.82</u>
Occupational Licenses (Counties) .....	12,979.00
Stable Names (Counties) .....	850.00
Total State Revenue .....	<u><u>\$ 491,603.82</u></u>

**TRACK REVENUE**

100% of Breaks .....	<u>\$ 101,947.27</u>
Track Share of P-M Handle after Flat Rate to State is Deducted .....	1,783,176.78
Total Track Revenue (14.4%) .....	<u><u>1,885,124.05</u></u>

**MISCELLANEOUS**

Distributed to Public from P-M Handle (82.2%) .....	<u><u>\$10,801,209.95</u></u>
---	-------------------------------

Seating Capacity: 5,650 — Parking: 3,000 spaces  
 Overall Length of Track: 1 Mile — Length of Stretch: 976 feet  
 Width of Track: 76 feet  
 Equipment: American Totalisator

**GULFSTREAM PARK RACING ASSOCIATION, INC.**  
**Hallandale, Florida 33009**

**Officers**

James Donn, Jr., President & Asst. Treasurer	Harry L. Freyn, Vice-President
Marc Cunningham, Vice-President	Jack Blair, Vice-President
Arthur I. Appleton, Vice-President	Fred C. Flipse, Secretary-Treasurer
Leonard Romanik, Assistant Secretary	

**Directors**

Arthur I. Appleton	M. E. Cunningham	Harrison Eiteljorg
James Donn, Jr.	Fred C. Flipse	Frank J. Pepper, Jr.
Martha O. Appleton	Harry L. Freyn	Jack Blair
Robert Donn	Maurice A. Hutcheson	Leonard Romanik

Horse Track — Hallandale

Racing Days - 40 40 Performances

Pari-Mutuel Handle .....	\$70,738,305.00
Average Daily Handle .....	1,768,457.63
Average Wager per Capita .....	146.62
(Based on Taxable Admissions)	
Total Paid Attendance .....	482,467.00
Average Daily Paid Attendance .....	12,062.00

**STATE REVENUE**

3% of P-M Handle (Counties) .....	\$ 2,122,149.15
4½% of P-M Handle (Old Age Assistance) .....	3,183,223.83
100% of Breaks (Old Age Assistance) .....	593,632.01
Admission Tax (Counties) .....	183,004.85
	<u>\$ 6,082,009.84</u>
Occupational Licenses (Counties) .....	9,520.50
Stable Names (Counties) .....	3,050.00
Total State Revenue .....	<u>\$ 6,094,580.34</u>

**TRACK REVENUE**

4½% of P-M Handle .....	<u>\$ 3,183,223.62</u>
-------------------------	------------------------

**MISCELLANEOUS**

1% of P-M Handle for Current Season Purses .....	<u>\$ 707,383.05</u>
4% of P-M Handle - Common Purse Pool - To be Distributed for Next Season Purses .....	<u>\$ 2,829,532.20</u>
Distributed to Public from P-M Handle (82.2%) .....	\$58,119,161.14
Distributed to Public from Track for Minus Pool .....	333.06
Total Distributed to Public .....	<u>\$58,119,494.20</u>

Seating Capacity: 19,900 — Parking: 13,300 spaces  
 Overall Length of Track: 1 mile; 4,702 feet Turf course  
 Length of Stretch: 952 feet — Width of Track: 90 feet  
 Equipment: American Totalisator

**HIALEAH PARK, INC.**  
**P. O. Box 158, Hialeah, Florida 33011**

Officers

Lynn Stone, President  
 John W. Galbreath, Chairman of the Board  
 John W. Hanes, Vice-President  
 William C. Fisher, Secretary  
 Walter F. O'Connell, Vice-President & Treasurer

Directors

Walter F. O'Connell  
 William L. McKnight  
 Lynn Stone  
 John W. Hanes  
 Arthur A. Seeligson, Jr.  
 John W. Galbreath, Chairman of the Board  
 Daniel F. Rice  
 Robert Y. Dienst

Horse Track — Hialeah

Racing Days - 40                      March 5, 1974 thru April 20, 1974                      40 Performances

Pari-Mutuel Handle .....	\$46,320,479.00
Average Daily Handle .....	1,158,011.98
Average Wager per Capita .....	143.54
(Based on Taxable Admissions)	
Total Paid Attendance .....	322,705.00
Average Daily Paid Attendance .....	8,068.00

STATE REVENUE

3% of P-M Handle (Counties) .....	\$ 1,389,614.37
4½% of P-M Handle (Old Age Assistance) .....	2,084,421.65
100% of Breaks (Old Age Assistance) .....	401,579.59
Admission Tax (Counties) .....	122,442.76
	\$ 3,998,058.37
Occupational Licenses (Counties) .....	5,094.00
Stable Names (Counties) .....	900.00
Total State Revenue .....	\$ 4,004,052.37

TRACK REVENUE

4½% of P-M Handle .....	\$ 2,084,421.46
-------------------------	-----------------

MISCELLANEOUS

1% of P-M Handle for Current Season Purses .....	\$ 463,204.79
4% of P-M Handle - Common Purse Pool - To be Distributed for Next Season Purses .....	\$ 1,852,819.16
Distributed to Public from P-M Handle (82.1%) .....	\$38,044,417.98
Distributed to Public from Track for Minus Pool .....	2,252.12
Total Distributed to Public .....	\$38,046,670.10

Seating Capacity: 20,000 — Parking: 14,000 spaces  
 Overall Length of Track: one and one-eighth miles; one mile Turf course  
 Length of Stretch: 1,075 feet — Width of Track: 80 feet  
 Equipment: American Totalisator





**GATOR DOWNS RACING, INC.**  
**P. O. Box 102, Bayard, Florida 32224**

Officers

Woodford Lawlis, President Edward Smith, Vice-President  
A. J. Musselman, Jr., Secretary-Treasurer

Directors

Woodford Lawlis Edward Smith A. J. Musselman, Jr.  
Devlin G. Miller

Quarter Horse Track — Bayard  
 April 12, 1974 - June 29, 1974 43 Performances

43 Racing Days

Pari-Mutuel Handle .....	\$ 2,473,482.00
Average Daily Handle .....	57,522.84
Average Wager per Capita .....	66.70
(Based on Taxable Admissions)	
Total Paid Attendance .....	37,086.00
Average Daily Paid Attendance .....	862.00

STATE REVENUE

Daily License Fee Based on P-M Handle (Counties) .....	\$ 52,500.00
Daily License Fee Based on P-M Handle (Old Age Assistance) .....	17,500.00
50% of Breaks (Old Age Assistance) .....	7,165.29
Admission Tax (Counties) .....	4,587.10
	\$ 81,752.39
Occupational Licenses (Counties) .....	5,262.75
Stable Names (Counties) .....	100.00
Total State Revenue .....	\$ 87,115.14

TRACK REVENUE

Track Share of P-M Handle after License Fee to State is Deducted (14.2%) .....	\$ 350,491.94
---	---------------

MISCELLANEOUS

Distributed to Public from P-M Handle (82.4%) .....	\$ 2,038,659.48
Distributed to Public from Track for Minus Pool .....	218.52
Total Distributed to Public .....	\$ 2,038,878.00
Florida Harness-Horse Promotion Fund .....	\$ 7,165.29

Seating Capacity: 8,630 — Parking: 9,000 spaces  
 Length of Track: 5/8 Mile  
 Length of Chute: 800 feet  
 Length of Stretch: 850 feet — Width of Track: 90 feet  
 Equipment: Automatic Totalisators, Ltd.  
 Timer: Jones Precision Camera, Inc.

**GATOR DOWNS RACING, INC.**  
**1800 S. W. 3rd Street, Pompano Beach, Florida 33060**

**Officers**

Woodford Lawlis, President Edward Smith, Vice-President  
 A. J. Musselman, Jr., Secretary-Treasurer

**Directors**

Woodford Lawlis Edward Smith  
Devlin G. Miller A. J. Musselman, Jr.

Quarter Horse Track — Pompano Park  
 July 2, 1973 - September 3, 1973

55 Racing Days 55 Performances

Pari-Mutuel Handle .....	\$ 6,064,292.00
Average Daily Handle .....	110,259.85
Average Wager per Capita .....	53.22
(Based on Taxable Admissions)	
Total Paid Attendance .....	113,943.00
Average Daily Paid Attendance .....	2,072.00

**STATE REVENUE**

Daily License Fee Based on P-M Handle (Counties) .....	\$ 108,750.00
Daily License Fee Based on P-M Handle (Old Age Assistance) .....	36,250.00
50% of Breaks (Old Age Assistance) .....	22,076.43
Admission Tax (Counties) .....	<u>15,676.43</u>
	\$ 182,752.86
Occupational Licenses (Counties) .....	6,284.00
Stable Names (Counties) .....	<u>1,150.00</u>
Total State Revenue .....	<u>\$ 190,186.86</u>

**TRACK REVENUE**

Track Share of P-M Handle after License Fee to State is Deducted (14.6%) .....	<u>\$ 885,929.64</u>
---	----------------------

**MISCELLANEOUS**

Distributed to Public from P-M Handle (82.3%) .....	\$ 4,989,209.50
Distributed to Public from Track for Minus Pool .....	<u>370.50</u>
Total Distributed to Public .....	<u>\$ 4,989,580.00</u>
Florida Harness-Horse Promotion Fund .....	<u>\$ 22,076.43</u>

Seating Capacity: 8,630 — Parking: 9,000 spaces  
 Length of Track: 5/8 Mile  
 Length of Chute: 800 feet  
 Length of Stretch: 850 feet — Width of Track: 90 feet  
 Equipment: Automatic Totalisators, Ltd.  
 Timer: Jones Precision Camera, Inc.

