

44th
Annual Report
of the
DEPARTMENT OF BUSINESS REGULATION
DIVISION OF PARI-MUTUEL WAGERING
to the
HONORABLE REUBIN O'D. ASKEW
Governor of Florida
FOR THE FISCAL YEAR ENDING
June 30, 1975




F351.76s

W131

44th


s

FLORIDA STATE LIBRARY





GOVERNOR REUBIN O'D. ASKEW



44th
Annual Report
of the
DEPARTMENT OF BUSINESS REGULATION
DIVISION OF PARI-MUTUEL WAGERING
to the
HONORABLE REUBIN O'D. ASKEW
Governor of Florida
FOR THE FISCAL YEAR ENDING
June 30, 1975



TABLE OF CONTENTS

	Page
COMMENTARY	3-13
COMPARATIVE DATA	14-19
COMBINED BALANCE SHEET—ALL FUNDS (Exhibit A)	20-21
STATEMENT OF CHANGES IN FUND BALANCE (Exhibit B)	22
STATEMENT OF CASH RECEIPTS AND DISBURSEMENTS (Exhibit C)	23
SUMMARY OF RACING REVENUES (Exhibit D)	Fold-Out
SUPPLEMENTAL ANALYSIS OF REVENUES AND EXPENDITURES (Exhibit E)	25-26
STATEMENT OF REVENUES, EXPENDITURES, AND ENCUMBRANCES (Exhibit F)	27
SCHOLARSHIP FUND DAY RECEIPTS (Exhibit G)	28
ESCHEAT PARI-MUTUEL TICKETS RECEIPTS (Exhibit H)	29
BICENTENNIAL COMMISSION DAY RECEIPTS (Exhibit I)	30
PARI-MUTUEL REVENUE COLLECTED BY GEOGRAPHICAL LOCATION (Exhibit J)	31-32
PAID ATTENDANCE, PARI-MUTUEL HANDLE (Exhibit K)	33
ADDITIONAL DAYS GRANTED FOR CHARITABLE PURPOSES (Exhibit L)	34-37
LIST OF OFFICERS, DIRECTORS AND STATISTICAL SUMMARIES OF ASSOCIATIONS:	
Greyhound Tracks	38-56
Jai-Alai Frontons	57-67
Harness Tracks	68-69
Horse Tracks	70-74
Quarter Horse Tracks	75-77

Pursuant to Section 283.27 FS, this public document was promulgated at an annual cost of \$3,321.00 (\$5.11 per copy) in compliance with Section 550.02(2) FS.

Forty-Fourth Annual Report

to the

GOVERNOR OF FLORIDA

from

DEPARTMENT OF BUSINESS REGULATION

DIVISION OF PARI-MUTUEL WAGERING

July 1, 1974 through June 30, 1975

July 1, 1975

His Excellency Reubin O'D. Askew
Governor of Florida
Tallahassee, Florida

Dear Sir:

The Division of Pari-Mutuel Wagering hereby submits this Forty-Fourth Annual Report for the period beginning July 1, 1974, and ending with the close of business June 30, 1975, in compliance with the requirements of Chapter 550.02, Subsection 2 of the Florida Statutes.

This Division is one of five in the Department of Business Regulation, under the Board of Business Regulation. J. Patrick McCann is the Director, administering the varied activities of the Division.

The able assistance of Daniel W. MacPherson, Pari-Mutuel Operations Coordinator; Dr. W. Dale Snyder, Racing Research and Laboratory Manager; Mrs. Lillian Meisner, Administrative Assistant; Mr. Ernest L'Heureux, Chief Investigator; and Mrs. Dolores Wagner, Licensing Administrator, is hereby acknowledged.

Dr. P. H. Dougherty retired on November 8, 1974, as Racing Research and Laboratory Manager, after having served the Division and the State Racing Commission for ten years, and Mr. Thomas P. Garvey resigned as Chief Investigator on February 6, 1975. The assistance of both these individuals is also acknowledged.

Legal services were ably provided by the Legal Section of the Department of Business Regulation, under the direction of General Counsel William D. Moore. J. Riley Davis, of the legal staff, represents the State most capably at Division hearings. The Division also wishes to recognize the assistance given to this office on legal matters by Mr. James D. Whisenand, Assistant Attorney General.

The Governor's Thoroughbred Advisory Committee, under the direction of Chairman Robert F. Mackle, also ably assisted the Division on thoroughbred racing matters, and their assistance is gratefully acknowledged.

A Greyhound Advisory Committee, chaired by Dr. George Simmons, was appointed by Mr. Richard A. Pallot, Chairman of the Board of Business Regulation, on April 2, 1975, and have ably assisted the Division on problems relating to greyhound racing.

The records of all pari-mutuel activities in this state are maintained at the Division office, located in the State Office Building, 1350 N.W. 12th Avenue, Suite 510, Miami, Florida 33136. Since this report contains but a small fraction of these records, any additional information will gladly be furnished upon request.

The Division held twelve formal meetings to hear appeals and matters concerning reinstatement, licensing, and rule amendments on the following dates: July 16, August 13, September 18, September 26, October 22, November 26, 1974, and January 21, March 13, April 24, June 24, 1975 (all in Miami); October 25, 1974 (Ocala Jai-Alai, Inc.); and January 10, 1975 (in Tampa).

INVESTIGATION SECTION

The investigative section works closely with local, state and federal law enforcement agencies and the pari-mutuel associations' security forces to promote and correlate effectively investigations of any illegal activities at the race tracks and frontons within the state.

The late J. Edgar Hoover once stated: "... Cooperation is the backbone of law enforcement." This Division adheres closely to the principles of that statement. Mutual exchanges of information pertaining to pari-mutuel installations occur on an almost daily basis between this Division and local, state and federal law enforcement agencies.

All matters regarding positive specimen reports are assigned immediately, and logical investigation is conducted on a priority basis. The goal of the investigation is to bring responsible persons before the stewards and judges for appropriate action. As a result of investigations conducted by Division personnel, our investigators appeared at seventy-two stewards/judges hearings. Investigators from the Division work very closely with the stewards and judges at the various associations.

A substantial amount of time is spent in background investigations in connection with referrals, reinstatements, licensing, license denials, and license pickups. Each of these matters involves the preparation of a report. In the past year reports were prepared in one hundred forty-eight matters heard at Division hearings.

Because of the recurrent allegations on an almost daily basis, of the infiltration of organized crime into successful enterprises, the Division is alert to such possibility in a pari-mutuel installation. It maintains close liaison with criminal intelligence sections of state and federal enforcement agencies. An investigator from this Division is a member of the Tri-County Organized Crime Group in South Florida and meets on a regular basis with that group.

An investigation, conducted by track security, the Investigative Staff of the Division of Pari-Mutuel Wagering, and the Organized Crime Bureau of the Dade

County Public Safety Department, resulted in conviction of an individual for dog race fixing for which he was sentenced to three years in prison.

An investigation conducted by the Investigative Staff of the Division of Pari-Mutuel Wagering and local law enforcement agencies from Pinellas County resulted in charges against another individual on three counts of grand larceny for which subject was sentenced to five years on each count to run concurrently. This individual was also charged with arson by the Marion County authorities, was convicted, and sentenced to ten years. This case developed from an investigation of the apparent killing of 24 greyhound dogs at St. Petersburg Kennel Club.

In the past year, three hundred eighty-seven persons were ejected from the state's pari-mutuel associations.

Numerous patron complaints were investigated.

Investigators attend roll calls at all the associations and assist in the licensing procedures. They periodically visit the associations and, over all, assist in any way possible:

Investigations opened	611
Hearing files prepared	148
Polygraph tests given	22
Inquiries exchanged	187
Bute cases	227
Approved farms	52
Kennel inspections	47

LICENSE SECTION

Florida Statutes require that all persons in the industry be licensed, fingerprinted, and photographed. The Licensing Section is responsible for the supervision of this activity and, through the use of data processing equipment, maintains a complete up-to-date record of each person. During the past season, 31,093 occupational licenses were issued. A total of 10,608 persons were fingerprinted, making a total of approximately 93,000 on file.

This section also concerns itself with the enforcement of Florida Statute 550.27, commonly called the "85% Law," which requires that a least this percentage of the employees at each track or fronton be bona fide Florida residents and that such a percentage of the weekly payroll be paid to them. This Law assures local residents of a fair opportunity for employment at the pari-mutuel establishments.

A record of rulings from all jurisdictions is kept: 1,692 rulings were processed in 1974-1975.

LABORATORY

The Division Laboratory, which is the oldest of its kind in the United States, enjoys a reputation of high esteem among the racing laboratories of the world. Its function is to detect micro quantities of drugs in samples of blood, saliva, or urine, which might affect the performances of racing animals. These samples are taken under the supervision of licensed veterinarians employed by the Division.

During this period, a record 33,166 samples were received, with a total of 54,654 analyses performed on them. The cost per sample was \$4.38; per analysis was \$2.66. Of these samples, sixteen were identified as chemically positive, and appropriate investigative and disciplinary action was taken.

In addition to its analytical purposes, the laboratory also maintains an active and continuous research program of new drugs. It also conducts evaluations of new analytical methods of metabolite excretion studies.

The Division continued its controlled medication program, which permits the use of therapeutic drugs to be administered to horses under controlled conditions. This program continues to put an additional testing burden on the laboratory.

SCOPE OF PARI-MUTUELS

Once again all existing records were broken. State pari-mutuel tax revenue increased 5.5%, attendance increased 7.5%, and gross pari-mutuel wagering increased 5.8%.

Florida had a record number of 4,430 pari-mutuel performances during the past fiscal year, far outdistancing any state in the country in this category.

The sum of \$83,919,328.57 was collected from all sources by the Division during the fiscal year. Of this amount 2.1% was expended in controlling, directing, and supervising the operation of the entire industry.

The sum of \$29,915,500.00 was distributed to the 67 counties, each receiving \$446,500.00. This is the maximum amount permitted because of a ceiling placed on such distribution by the 1971 Legislature.

An additional amount of \$14,428,322.08, which, under the former statute would have been distributed to the counties, was deposited in the State General Revenue Fund.

In addition, in excess of \$32,544,174.41 was deposited in the State General Revenue Fund to support the varied functions of our state government.

Other monies were distributed to the Racing Promotional Trust Fund, Racing Scholarships Trust Fund, State School Trust Fund, and the Bicentennial Trust Fund, as enumerated elsewhere in this report.

A recapitulation of the pari-mutuel handle, attendance, and tax revenue amounts, along with the percentages of increase and/or decrease for each licensee, is found on page 14.

PERMIT HOLDERS

Thirty-six valid permits have been granted to conduct pari-mutuel wagering in the varied fields of horse racing, greyhound racing and jai-alai, all under the jurisdiction of the Division of Pari-Mutuel Wagering.

Pari-Mutuel activities were conducted by thirty-five permit holders during the past fiscal year. Seventeen operated greyhound tracks, nine operated jai-alai frontons, five operated thoroughbred horse tracks, two operated harness tracks, and two conducted quarter horse racing. Detailed statistical analyses of each are included in the exhibits of this report.

Bayard Raceways, a permittee, requested and was granted approval by the Board of Business Regulation not to operate for the 1974-1975 fiscal year.

Columbia Jai-Alai, Inc. was granted a permit on December 4, 1974; however, this was not ratified by the voters in Columbia County.

The following applications for permits were received by the Division in June, 1974, to be considered by the Board of Business Regulation in August:

<i>Fronton Trade Name</i>	<i>County</i>	<i>Filed by</i>
Big Bend Jai-Alai	Gadsden	Golden Crown Corporation
Lake Wales Jai-Alai, Inc.	Polk	Lake Wales Jai-Alai, Inc.
Polk County Jai-Alai	Polk	The Fronton, Inc.

CHARITY DAYS

Thirty-one tracks and frontons operated a total of 164 extra performances during the fiscal year for approved charitable organizations and schools.

SCHOLARSHIP FUND

Pursuant to Chapter 550.08, Florida Statutes, the Legislature authorized the various tracks and frontons to operate additional days for the express purpose of creating and producing state scholarships for qualified applicants. These funds are the net proceeds derived from the extra days. This scholarship fund is administered by the State Board of Regents for institutions of higher learning. A total of \$835,385.51 was deposited to this fund in the past fiscal year. Exhibit "C" of this report shows the amounts raised by the industry.

Since their inception twenty-five years ago, these extra days have raised over ten million dollars for our state-supported colleges.

1950 - \$	165,830.00	1963 - \$	393,641.10
1951 -	247,260.75	1964 -	399,898.11
1952 -	239,147.74	1965 -	474,937.22
1953 -	232,907.36	1966 -	462,441.03
1954 -	280,506.70	1967 -	419,499.49
1955 -	279,227.97	1968 -	541,389.12
1956 -	299,070.54	1969 -	447,133.37
1957 -	349,514.06	1970 -	495,387.58
1958 -	366,481.60	1971 -	619,538.80
1959 -	293,901.79	1972 -	717,037.13
1960 -	364,819.43	1973 -	733,734.71
1961 -	316,021.21	1974 -	949,801.51
1962 -	408,652.45	1975 -	835,385.51
		Total - \$11,333,166.28	

ABANDONED PARI-MUTUEL TICKETS

Pursuant to Chapter 550.164, Florida Statutes, it was declared by the Legislature that all abandoned pari-mutuel tickets over one year old should escheat to the state for deposit to the Principal of the State School Fund. These funds are used for the support and maintenance of our public schools. A total of \$1,288,317.65 was received from this source by the Division throughout the

fiscal year, and related audits were made. Exhibit "H" of this report shows in detail the amounts remitted by the individual associations.

Yearly receipts dating from 1957, when the Division first began collecting these funds, are itemized below:

1957 - \$	3,992.20	1967 - \$	381,857.30
1958 -	204,449.30	1968 -	448,161.00
1959 -	240,545.15	1969 -	513,254.45
1960 -	311,045.10	1970 -	590,891.25
1961 -	403,903.95	1971 -	666,405.35
1962 -	273,272.60	1972 -	706,391.10
1963 -	265,045.70	1973 -	943,267.65
1964 -	292,193.60	1974 -	1,136,606.30
1965 -	320,530.50	1975 -	1,288,317.65
1966 -	425,130.20		
		Total -	\$9,415,260.35

LEGISLATION

The following Bills were passed that relate to racing and pari-mutuel wagering:

1) Chapter 75-42, Laws of Florida 1975; amended Sections 550.16(2), 550.162(2), 550.42(3), and 551.09(2), Florida Statutes, to increase the commission on a pari-mutuel pool from 17 to 17.4 percent.

2) Chapter 75-43, Laws of Florida 1975; amended 550.081, 550.41 and created a new Section to Chapter 550, Florida Statutes; relating to special winter common purse pool, summer racing purse allowance, purse allowance, and extending winter thoroughbred racing dates.

3) Chapter 75-142, Laws of Florida 1975; amended 550.33(7) Florida Statutes; quarter horse racing; relating to the substitution of races of other breeds of horses.

4) Chapter 75-363 (Local Bill); amended Section 1 and repealed Sections 2, 3, and 4 of Chapter 61-802, Laws of Florida; provides for distribution of race track funds for certain counties.

5) Chapter 75-46, Laws of Florida 1975; created a new Section to Chapter 550, Florida Statutes; provides for increase of monies withheld from pools on harness horse racing for purposes of providing funds for daily operational expenses of said tracks.

6) Chapter 75-241, Laws of Florida 1975; added 550.41(7) Florida Statutes; summer thoroughbred horse racing; one additional day; funds to Juvenile Diabetes Research Foundation.

7) Chapter 75-44, Laws of Florida 1975; established Joint Interim Legislative and Executive Study Committee; study feasibility of creating Horse Racing Trust.

8) Chapter 75-45, Laws of Florida 1975; amended 550.12, Florida Statutes; to provide uniform reporting system for uniform operational and financial data by associations, and provides for appraisal of all associations.

LITIGATION

During the fiscal year ending June 30, 1975, the Division of Pari-Mutuel Wagering was party to the following litigation:

1. *W. F. Caple vs. Division of PMW*—Dade County Circuit Court, Complaint for a temporary restraining order and an attack on the validity of Rule 7E-1.06(15) and (16) prohibiting any person from having any hypodermic syringe or hypodermic needle within a licensed establishment and requires that all medicines or drugs shall be kept or stored at all times in a securely locked cabinet. Case is still pending.

2. *W. F. Caple vs. Division of PMW*—Board Appeal, appealing the Order of the Director of the Division of Pari-Mutuel Wagering suspending the license of W. F. Caple for violation of Rule 7E-1.06(15) and (16). Board affirmed Division.

3. *Martin Tabak vs. Orange Park Kennel Club and the State of Florida*—Clay County Circuit Court, Mr. Tabak is attempting to re-establish a lost winning pari-mutuel ticket. Circuit Court re-established ticket. Division did not appeal.

4. *Ike Bailey vs. Division of Pari-Mutuel Wagering and Theodore T. Zornow, President of the U.S. Trotting Association*—Federal District Court (Northern District), Attacking Division's refusal to issue a license to Ike Bailey based on rule which requires that the applicant must hold a current license with the United States Trotting Association. Suit still pending.

5. *Kenneth D. Wilkey vs. Division of Pari-Mutuel Wagering*—Board Appeal, Wilkey appealed an order of the Director of the Division suspending his license for two years to the Board. The Board affirmed the Director's order, but reduced the suspension to one year. Such case resulted from having found a horse owned and trained by Wilkey raced with a medication in its system.

6. *Kenneth D. Wilkey vs. Division of Pari-Mutuel Wagering*—First District Court of Appeal, Appealing the order of the Board suspending Mr. Wilkey's trainer's license for one year. (see above). First District Court of Appeal affirmed Division Director and Board, but remanded case to Board to reduce penalty. Board reduced penalty to ten months.

7. *Volusia Jai-Alai vs. Division of PMW*—First District Court of Appeal, appealing an order of the Director suspending the license and permit of Volusia Jai-Alai, Inc., and Sports Palace, Inc. where Emprise Corporation had an interest in both plants and had been convicted of a felony.

8. *Gator Downs Racing, Inc. vs. Division of Pari-Mutuel Wagering*—Board Appeal, attacking Division's adoption of a rule limiting the number of trifectas run in one day to one. Case settled and voluntarily dismissed.

9. *Tourist Attractions, Inc. vs. Division of PMW*—Board Appeal, attacking Division's adoption of a rule limiting the number of trifectas run in one day to one. Case settled and voluntarily dismissed.

10. *Biscayne Kennel Club vs. Division of Pari-Mutuel Wagering*—Board Appeal, attacking Division's adoption of a rule limiting the number of trifectas run in one day to one. Case settled and voluntarily dismissed.

11. *Lenny D. Jeffries vs. Division of PMW*—Board Appeal, appealing an order of the Director revoking his license. Board affirmed Director's Order, but reduced revocation to a 60-day suspension.

12. *West Flagler Association vs. Jack B. Cooper*—Circuit Court, requesting an interpretation of §550.188, F.S., and attacking its validity. Circuit Court declared statute unconstitutional. Division did not appeal.

13. *Joseph G. Wiseman vs. Division of Pari-Mutuel Wagering*—Board Appeal, appealing an adverse decision of the Director to the Board. Case dismissed.

14. *Daytona Beach Kennel Club vs. Division of PMW*—Board Appeal, appealing an order of the Director suspending Daytona's permit and license due to its affiliation with Emprise Corporation which has been convicted of a felony. Case dismissed by Board as a result of a Court decision.

15. *Patsy Passero vs. Division of PMW*—Board Appeal, appealing an adverse decision of the Director to the Board. Subject did not perfect his appeal. Case dismissed.

16. *Joe Ringler vs. Division of PMW*—Board Appeal, appealing an adverse decision of the Director to the Board. Subject ejected as patron for tenpercenting tickets. Case pending.

17. *Clyde St. Leon vs. Division of PMW*—Board Appeal, appealing an adverse decision of the Director to the Board. Motion to dismiss granted. No response from appellee. Case dismissed.

18. *Latin American Jai-Alai, Inc. vs. Division of PMW*—Board Appeal, appealing an order of the Director refusing to grant a permit or license to Latin American Jai-Alai because said fronton would be within a fifty mile radius of another fronton. Director's order affirmed.

19. *Billy Rose vs. Division of PMW*—Board Appeal, appealing an adverse decision of the Director to the Board. Case voluntarily dismissed.

20. *Churruca, et al. vs. Board of Business Regulation, et al.*—Federal District Court, Southern District of Florida, #72-2045-Civ-JLK, Sixteen former jai-alai players filed an action against the Board and many of the jai-alai frontons arising out of a dispute between the jai-alai frontons and the jai-alai players and a ruling by the former Racing Commission during the 1968-69 season. The Plaintiffs allege that the jai-alai fronton violated the Sherman and Clayton Acts in refusing employment to the jai-alai players, and further allege that the former Racing Commission conspired with these Defendant jai-alai frontons to violate such act. The suit is for triple damages and is in excess of \$300,000. Case dismissed.

21. *Churruca, et al. vs. Board of Business Regulation, et al.*—Circuit Court, Dade County, (same as above). Case dismissed by Court.

22. *Churruca, et al. vs. Board of Business Regulation, et al.*—Third District Court of Appeal, (same as above). Churruca appealed decision of Dade County Circuit Court dismissing suit. Appeal pending.

23. *Investment Corp. of South Florida, vs. J. P. McCann*—Circuit Court, Dade County, attacking the validity of Division's amendment to trifecta rule which limited the number of trifectas run in one day to one. Case voluntarily dismissed.

24. *Investment Corp. of South Florida vs. J. P. McCann and Board of Business Regulation*—Cir. Ct., Dade County—attacking the validity of Division's Uniform Reporting Rule. Rule declared invalid by Circuit Court.

25. *J. Patrick McCann and Board of Business Regulation vs. Investment Corp. of South Florida*—Third District Court of Appeal, Division appealing order of Circuit Court declaring Uniform Reporting Rule invalid. Appeal pending.

26. *General Sales Drivers and Allied Employers Union Local No. 198 vs. Dania Jai-Alai Palace, Inc. and Division of Pari-Mutuel Wagering*—Circuit Court, Broward County, attacking Division's authority to require 15 days notice prior to commencement of a strike and requests damages. Suit pending.

27. *Gulfstream Park Racing Association vs. Division of PMW*—Third District Court of Appeal, attacking the authority of the Director of the Division of PMW to waive a rule. Appeal voluntarily dismissed.

28. *Jefferson County Kennel Club and Division of PMW vs. Kennel Owners, JCKC*—Cir. Ct. and First District Court of Appeal, seeking mandatory injunction to order kennel owners back to tracks. Injunction issued. Case subsequently settled. Kennel owners returned to track.

29. *W. F. Caple vs. Division of Pari-Mutuel Wagering*—Third District Court of Appeal, attacking order of Division Director as affirmed by Board of Business Regulation, which had suspended trainer's license for having allowed a hypodermic syringe and needle to be in his tack room and for having allowed a medicine or drug to be left on the premises without being locked in a cabinet. Case pending.

30. *Gulfstream Park Racing Ass'n. vs. Board of Business Regulation*—First District Court of Appeal, attacking Board's allocation of racing dates for the three South Florida thoroughbred tracks. Case pending.

31. *Daytona Beach Kennel Club and Division of PMW vs. Kennel Owners of DBKC*—Circuit Court and First District Court of Appeal, seeking mandatory injunction to order kennel owners back to DBKC. Preliminary injunction denied. Case settled. Kennel owners returned to track.

32. *Charles DiRocco vs. Division of Pari-Mutuel Wagering*—Circuit Court, Seminole County, attempting to enjoin Division from suspending an occupational license of a Public Relations expert. Case voluntarily dismissed.

33. *Alderson vs. Division of PMW*—Circuit Court, Pinellas County, attempting to have a lost winning pari-mutuel ticket re-established. Suit pending.

34. *Florida Gaming, Inc. vs. State of Florida, et al.*—United States District Court, attempting to establish that pari-mutuel laws allow gambling casinos in the State of Florida without further legislation. Case pending.

35. *W. F. Caple vs. Division of Pari-Mutuel Wagering*—Board Appeal, trainer appealing order fining him \$200 and redistributing for horse having unauthorized bute in system after running of a race. Case pending.

36. *Nathan H. Kelly vs. Pari-Mutuel Wagering*—Board Appeal, horse owner appealing order of Director suspending owner's license for 60 days for financial irresponsibility. Director's order affirmed by Board of Business Regulation.

37. *Ruben Hernandez vs. Division of Pari-Mutuel Wagering*—Board Appeal, jockey appealing order of Director suspending his license for three days for careless riding, Board affirmed Director's order.

38. *Henry Perle vs. Division of PMW*—Board Appeal, appealing order of Director declaring Perle ineligible for reinstatement as a patron for having cashed a ticket for another. (ten percenting). Case pending.

39. *Marion Bragg vs. Division of PMW*—Board Appeal, appealing order of Director finding Bragg ineligible to be reinstated as a patron for having offered to cash tickets for other persons (ten percenting). Case pending.

40. *Edmond R. Wells vs. Division of Pari-Mutuel Wagering*—Board Appeal, appealing order of Director declaring Wells ineligible to be a patron as being an undesirable and having conducted himself in such a manner as to disturb the peace and make himself obnoxious. Case pending.

41. *Paul Powell vs. Division of Pari-Mutuel Wagering*—Board Appeal, appealing order of Director finding horse trainer had failed to show proper protection in the guarding of a horse under his care found to have an unauthorized medication in his system. Case pending.

42. *Solomon Maragle vs. Division of PMW*—Board Appeal, appealing order of Division Director revoking license for having carried and fired a deadly weapon on a licensed premises. Case pending.

43. *Edward Celestine vs. Division of PMW*—Board Appeal, appealing order of Director revoking a hot walker's license because of a narcotic conviction and for falsification of his license application. Case pending.

44. *Daniel J. Harbeck vs. Division of PMW*—Board Appeal, appealing adverse decision of Division Director, in that subject had falsified his license application by failing to disclose narcotic conviction. Case pending.

NATIONAL COORDINATION

The State of Florida is a member of the National Association of State Racing Commissioners (NASRC), an organization made up of all of the various states having legalized pari-mutuel activities. Through the exchange of information and ideas, the National Association is of great benefit to each member of the association. Under a reciprocity agreement, each state recognizes rulings made by another state racing board.

The 1975 Convention was held March 16-21, 1975 in New Orleans, where the NASRC enjoyed the outstanding hospitality of the Louisiana State Racing Commission.

The Association of Official Racing Chemists also held their convention in New Orleans in conjunction with the National Association of State Racing Commissioners.

The Division actively participates in meetings and conferences held by the NASRC regionally, and the Director is a member of the Executive Committee of the NASRC.

During the past fiscal year Florida went on line on the National Association of State Racing Information System (NASRIS). This permits the State of Florida to check a central computer located in Lexington, Kentucky, containing a record of all rulings issued against persons participating in racing in North America and data on their licensing status. This has been and will continue to be of invaluable assistance in excluding undesirables from racing.

CONCLUSION

In behalf of my employees and myself, please be assured that this Division shall continue to dedicate itself to the best interests of the public and the State of Florida by seeing that pari-mutuel activities are conducted with complete integrity.

Respectfully submitted,

J. PATRICK McCANN
Director

DIVISION OF PARI-MUTUEL WAGERING
COMPARATIVE DATA

July 1, 1974 thru June 30, 1975

<u>HORSE TRACKS</u>	<u>Days</u>	<u>Perf.</u>	<u>Paid Attendance</u>	<u>Pari-Mutuel Handle</u>	<u>Revenue to State</u>
CALDER RACE COURSE, INC.					
1973-1974	119	119	757,160	\$ 89,867,648	\$ 6,067,217.29
1974-1975	117	117	821,212	98,266,067	6,276,902.08
	- 2	- 2	+ 64,052	+ 8,398,419	+ 209,684.79
			+ 8.5%	+ 9.3%	+ 3.5%
FLORIDA DOWNS & TURF CLUB, INC.					
1973-1974	50	50	145,395	13,136,334	477,774.82
1974-1975	50	50	176,186	14,067,079	483,957.61
			+ 30,791	+ 930,745	+ 6,182.79
			+ 21.2%	+ 7.1%	+ 1.3%
GULFSTREAM PARK RACING ASSOCIATION, INC.					
1973-1974	40	40	482,467	70,738,305	6,082,009.84
1974-1975	40	40	375,138	49,802,192	4,349,391.98
			- 107,329	- 20,936,113	- 1,732,617.86
			- 22.2%	- 29.6%	- 28.5%
HIALEAH PARK, INC.					
1973-1974	40	40	322,705	46,320,479	3,998,058.37
1974-1975	40	40	500,393	66,767,960	5,767,633.57
			+ 177,688	+ 20,447,481	+ 1,769,575.20
			+ 55.1%	+ 44.1%	+ 44.3%
TROPICAL PARK, INC.					
1973-1974	40	40	291,533	43,847,237	3,640,557.12
1974-1975	40	40	312,837	42,992,050	3,562,104.13
			+ 21,304	- 855,187	- 78,452.99
			+ 7.3%	- 2.0%	- 2.2%
TOTAL HORSE TRACKS					
1973-1974	289	289	1,999,260	263,910,003	20,265,617.44
1974-1975	287	287	2,185,766	271,895,348	20,439,989.37
	- 2	- 2	+ 186,506	+ 7,985,345	+ 174,371.93
			+ 9.3%	+ 3.0%	+ 0.9%
HARNESS TRACKS					
SEMINOLE PARK & FAIRGROUNDS, INC.					
1973-1974	99	99	151,521	7,905,201	250,124.33
1974-1975	108	108	169,675	8,806,331	280,414.46
	+ 9	+ 9	+ 18,154	+ 901,130	+ 30,290.13
			+ 12.0%	+ 11.4%	+ 12.1%

	<u>Days</u>	<u>Perf.</u>	<u>Paid Attendance</u>	<u>Pari-Mutuel Handle</u>	<u>Revenue to State</u>
TOURIST ATTRACTIONS, INC.					
1973-1974	101	101	480,983	27,812,008	2,106,455.98
1974-1975	100	100	522,288	30,511,603	2,314,171.48
	- 1	- 1	+ 41,305	+ 2,699,595	+ 207,715.50
			+ 8.6%	+ 9.7%	+ 9.9%

TOTAL HARNESS TRACKS

1973-1974	200	200	632,504	35,717,209	2,356,580.31
1974-1975	208	208	691,963	39,317,934	2,594,585.94
	+ 8	+ 8	+ 59,459	+ 3,600,725	+ 238,005.63
			+ 9.4%	+ 10.1%	+ 10.1%

QUARTER HORSE TRACKS

GATOR DOWNS (BAYARD)

1973-1974	43	43	37,086	2,473,482	81,752.39
1974-1975	39	39	34,601	2,307,734	77,841.96
	- 4	- 4	- 2,485	- 165,748	- 3,910.43
			- 6.7%	- 6.7%	- 4.8%

GATOR DOWNS (POMPANO)

1973-1974	55	55	113,943	6,064,292	182,752.86
1974-1975	4	4	14,859	620,854	21,313.18

CHANGE IN OPERATING DATES

FLORIDA DOWNS & TURF CLUB, INC.

1973-1974			DID NOT OPERATE		
1974-1975	32	32	35,340	2,737,409	90,049.58

TOTAL QUARTER HORSE TRACKS

1973-1974	98	98	151,029	8,537,774	264,505.25
1974-1975	75	75	84,800	5,665,997	189,204.78
	- 23	- 23	- 66,229	- 2,871,777	- 75,300.47
			- 43.9%	- 33.6%	- 28.4%

GREYHOUND TRACKS

ASSOCIATED OUTDOOR CLUBS, INC.

1973-1974	101	150	829,666	59,542,934	4,340,415.01
1974-1975	101	150	847,389	60,470,301	4,413,948.14
			+ 17,723	+ 927,367	+ 73,533.13
			+ 2.1%	+ 1.6%	+ 1.7%

BISCAYNE KENNEL CLUB, INC.

1973-1974	107	156	1,055,726	79,224,302	5,807,911.35
1974-1975	154	329	1,495,622	120,451,312	8,918,708.47

CHANGE IN OPERATING DATES

	<u>Days</u>	<u>Perf.</u>	<u>Paid Attendance</u>	<u>Pari-Mutuel Handle</u>	<u>Revenue to State</u>
BONITA-FT. MYERS CORPORATION					
1973-1974	105	155	279,739	17,846,090	1,222,776.68
1974-1975	105	155	329,399	18,915,474	1,315,336.12
			+ 49,660	+ 1,069,384	+ 92,559.44
			+ 17.8%	+ 6.0%	+ 7.6%
DAYTONA KENNEL CLUB, INC.					
1973-1974	100	148	467,982	32,335,646	2,309,841.30
1974-1975	80	121	392,887	27,529,039	1,979,253.97
	- 20	- 27	- 75,095	- 4,806,607	- 330,587.33
			- 16.0%	- 14.9%	- 14.3%
INVESTMENT CORP. OF PALM BEACH					
1973-1974	105	139	516,421	35,982,325	2,595,635.89
1974-1975	105	139	580,179	37,808,788	2,734,254.08
			+ 63,758	+ 1,826,463	+ 138,618.19
			+ 12.3%	+ 5.1%	+ 5.3%
INVESTMENT CORP. OF SOUTH FLORIDA					
1973-1974	105	155	769,181	50,282,360	3,694,976.92
1974-1975	105	155	1,026,234	71,236,499	5,228,148.68
			+ 257,053	+ 20,954,139	+ 1,533,171.76
			+ 33.4%	+ 41.7%	+ 41.5%
JACKSONVILLE KENNEL CLUB, INC.					
1973-1974	102	120	418,340	28,621,202	2,042,470.68
1974-1975	100	118	453,445	31,049,644	2,232,037.04
	- 2	- 2	+ 35,105	+ 2,428,442	+ 189,566.36
			+ 8.4%	+ 8.5%	+ 9.3%
JEFFERSON COUNTY KENNEL CLUB, INC.					
1973-1974	94	114	168,290	11,165,962	753,834.35
1974-1975	88	106	167,482	11,844,910	808,047.67
	- 6	- 8	- 808	+ 678,948	+ 54,213.32
			- .01%	+ 6.1%	+ 7.2%
KEYS RACING ASSOCIATION, LTD.					
1973-1974	105	120	68,644	3,567,900	170,230.45
1974-1975	105	122	78,297	4,016,976	205,606.52
		+ 2	+ 9,653	+ 449,076	+ 35,376.07
			+ 14.1%	+ 12.6%	+ 20.8%
MIAMI BEACH KENNEL CLUB, INC.					
1973-1974	105	130	416,934	28,834,430	2,076,920.00
1974-1975	105	130	448,906	30,462,350	2,200,684.22
			+ 31,972	+ 1,627,920	+ 123,764.22
			+ 7.7%	+ 5.6%	+ 6.0%

	<u>Days</u>	<u>Perf.</u>	<u>Paid Attendance</u>	<u>Pari-Mutuel Handle</u>	<u>Revenue to State</u>
ORANGE PARK KENNEL CLUB, INC.					
1973-1974	102	120	335,949	23,548,348	1,676,520.78
1974-1975	104	123	398,829	28,889,244	2,065,143.37
	+ 2	+ 3	+ 62,880	+ 5,340,896	+ 388,622.59
			+ 18.7%	+ 22.7%	+ 23.2%
PENSACOLA GREYHOUND RACING, INC.					
1973-1974	105	153	236,264	16,290,552	1,111,409.88
1974-1975	104	154	217,331	15,002,653	1,028,772.41
	- 1	+ 1	- 18,933	- 1,287,899	- 82,637.47
			- 8.0%	- 8.0%	- 7.4%
ST. PETERSBURG KENNEL CLUB, INC.					
1973-1974	101	151	894,901	62,026,659	4,578,638.64
1974-1975	101	151	938,118	61,426,014	4,539,166.67
			+ 43,217	- 600,645	- 39,471.97
			+ 4.8%	- 1.0%	- 1.0%
SANFORD-ORLANDO KENNEL CLUB, INC.					
1973-1974	95	155	400,349	28,449,828	2,010,804.30
1974-1975	105	155	456,797	28,790,415	2,038,288.02
	+ 10		+ 56,448	+ 340,587	+ 27,483.72
			+ 14.1%	+ 1.2%	+ 1.4%
SARASOTA KENNEL CLUB, INC.					
1973-1974	100	149	462,665	34,543,267	2,475,422.19
1974-1975	101	152	481,253	34,421,016	2,504,729.09
	+ 1	+ 3	+ 18,588	- 122,251	+ 29,306.90
			+ 00.0%	- 4%	+ 1.2%
WASHINGTON COUNTY KENNEL CLUB, INC.					
1973-1974	105	131	192,751	10,527,151	699,153.52
1974-1975	105	139	208,827	12,096,503	823,793.32
		+ 8	+ 16,076	+ 1,569,352	+ 124,639.80
			+ 8.3%	+ 14.9%	+ 17.8%
WEST FLAGLER ASSOCIATES					
1973-1974	103	152	1,012,724	79,824,254	5,857,266.88
1974-1975	52	80	480,277	40,816,364	2,991,012.16

CHANGE IN OPERATING DATES

TOTAL GREYHOUND TRACKS

1973-1974	1,740	2,398	8,526,526	602,613,210	43,424,228.82
1974-1975	1,720	2,479	9,001,272	635,227,502	46,026,929.95
	- 20	+ 81	+ 474,746	+ 32,614,292	+ 2,602,701.13
			+ 5.6%	+ 5.4%	+ 6.0%

	<u>Days</u>	<u>Perf.</u>	<u>Paid Attendance</u>	<u>Pari-Mutuel Handle</u>	<u>Revenue to State</u>
JAI-ALAI FRONTONS					
DANIA JAI-ALAI PALACE, INC.					
1973-1974	105	155	585,841	26,082,998	1,449,725.00
1974-1975	106	155	666,363	26,814,613	1,498,908.35
	+ 1		+ 80,522	+ 731,615	+ 49,183.35
			+ 13.7%	+ 2.8%	+ 3.4%
FLORIDA JAI-ALAI, INC.					
1973-1974	105	155	360,106	18,931,027	1,007,663.13
1974-1975	105	155	385,802	18,891,690	1,014,592.04
			+ 25,696	- 39,337	+ 6,928.91
			+ 7.1%	- 0.2%	+ 0.7%
FT. PIERCE JAI-ALAI, INC.					
1973-1974	24	24	57,117	2,867,356	154,392.61
1974-1975	127	189	260,597	14,248,845	775,064.13
CHANGE IN OPERATING DATES					
THE FRONTON, INC.					
1973-1974	105	155	422,837	22,710,976	1,215,300.88
1974-1975	105	155	430,046	23,404,155	1,256,199.57
			+ 7,209	+ 693,179	+ 40,898.69
			+ 1.7%	+ 3.1%	+ 3.3%
MIAMI JAI-ALAI, INC.					
1973-1974	105	155	977,661	43,455,551	2,370,246.48
1974-1975	105	155	1,018,378	47,411,713	2,569,712.28
			+ 40,717	+ 3,956,162	+ 199,465.80
			+ 4.2%	+ 9.1%	+ 8.4%
OCALA JAI-ALAI, INC.					
1973-1974	101	149	242,511	12,014,346	644,709.67
1974-1975	126	186	323,958	16,886,495	909,208.83
CHANGE IN OPERATING DATES					
SPORTS PALACE, INC.					
1973-1974	119	176	273,771	14,173,939	759,858.99
1974-1975	89	132	219,307	11,288,009	604,992.31
CHANGE IN OPERATING DATES					
TAMPA JAI-ALAI, INC.					
1973-1974	105	155	630,529	30,847,778	1,657,629.69
1974-1975	105	155	669,175	32,307,706	1,763,273.21
			+ 38,646	+ 1,459,928	+ 105,643.52
			+ 6.1%	+ 4.7%	+ 6.4%

	<u>Days</u>	<u>Perf.</u>	<u>Paid Attendance</u>	<u>Pari-Mutuel Handle</u>	<u>Revenue to State</u>
VOLUSIA JAI-ALAI, INC.					
1973-1974	64	93	203,752	10,459,472	557,713.58
1974-1975	71	99	255,556	12,792,792	705,703.63
	+ 7	+ 6	+ 51,804	+ 2,333,320	+ 147,990.05
			+ 25.4%	+ 22.3%	+ 26.5%

TOTAL JAI-ALAI FRONTONS

1973-1974	833	1,217	3,754,125	181,543,443	9,817,240.03
1974-1975	939	1,381	4,229,182	204,046,018	11,097,654.35
	+ 106	+ 164	+ 475,057	+ 22,502,575	+ 1,280,414.32
			+ 12.7%	+ 12.4%	+ 13.0%

TOTAL ALL TRACKS AND FRONTONS

1973-1974	3,160	4,202	15,063,444	1,092,321,639	76,128,171.85
1974-1975	3,229	4,430	16,192,983	1,156,152,799	80,348,364.39
	+ 69	+ 228	+ 1,129,539	+ 63,831,160	+ 4,220,192.54
			+ 7.5%	+ 5.8%	+ 5.5%

EXHIBIT "A"
 DEPARTMENT OF BUSINESS REGULATION
 DIVISION OF PARI-MUTUEL WAGERING
 COMBINED BALANCE SHEET - ALL FUNDS
 JUNE 30, 1975

	<i>Special Revenue Funds</i>	
	<i>Operating Fund</i>	<i>Insurance Replacement Fund</i>
Assets:		
Cash in Transit		
Cash with State Treasurer		1,644.35
Cash in Revolving Fund	100.00	
Accounts Receivable:		
Returned Checks		
Revenues		
Due from Operating Trust Fund	73,797.30	
Due from Other State Funds	16,044.32	
Accounts Receivable but Uncollectable		
Laboratory Furniture and Equipment		
Office Furniture and Equipment		
TOTAL ASSETS	89,941.62	1,644.35
Liabilities, Reserves and Fund Balances:		
Liabilities:		
Accounts Payable:		
Salaries	4,099.32	
Other Personal Services	4,629.40	
Expenses	7,170.45	
Operating Capital Outlays	292.79	
Due Special Revenue Operating Fund		
Due General Revenue Unallocated		
Service Charge due General Revenue		
Due Other State Funds	185.54	
Due Calder Race Course— Payments and Dividends		
Cancelled Warrants		
TOTAL LIABILITIES	16,377.50	
Encumbrances Outstanding	33,564.12	
Investments in Fixed Assets		
Fund Balance	40,000.00	1,644.35
TOTAL LIABILITIES, RESERVES AND FUND BALANCE	89,941.62	1,644.35

<i>Agency Funds</i>				<i>General Fixed Assets</i>
<i>Operating Trust Fund</i>	<i>Additional Harness & Dog Track Trust Fund</i>	<i>Florida Horse Racing Promotional Trust Fund</i>	<i>Collections for Other Departments State of Florida</i>	
107,367.79	14,747.09		1,443.63	
411,750.07	129,795.40			
173.00				
1,373,560.28	311,512.88	28,229.64	90,025.38	
(1,750.00)				
<u>1,891,121.14</u>	<u>456,055.37</u>	<u>28,229.64</u>	<u>91,469.01</u>	39,972.69
				<u>129,642.58</u>
				<u>169,615.27</u>
73,797.30				
1,477,102.65	326,259.97			
340,020.92	129,795.40		91,469.01	
200.27		28,229.64		
<u>1,891,121.14</u>	<u>456,055.37</u>	<u>28,229.64</u>	<u>91,469.01</u>	
				169,615.27
<u>1,891,121.14</u>	<u>456,055.37</u>	<u>28,229.64</u>	<u>91,469.01</u>	<u>169,615.27</u>


EXHIBIT "B"
 DEPARTMENT OF BUSINESS REGULATION
 DIVISION OF PARI-MUTUEL WAGERING

SPECIAL REVENUE FUND
 STATEMENT OF CHANGES IN FUND BALANCE
 FOR THE FISCAL YEAR ENDED JUNE 30, 1975

	<i>Operating Fund</i>	<i>Insurance Replacement Fund</i>
Fund Balance July 1, 1974	40,000.00	2,268.40
Deduct: Excess of Expenditures and Encumbrances over Revenues for the year	-	624.05
Fund Balance June 30, 1975	40,000.00	1,644.35

EXHIBIT "C"
DEPARTMENT OF BUSINESS REGULATION
DIVISION OF PARI-MUTUEL WAGERING
AGENCY FUND
STATEMENT OF CASH RECEIPTS AND DISBURSEMENTS
FOR THE FISCAL YEAR ENDED JUNE 30, 1975

	Operating Trust Fund	Additional Harness & Dog Track Trust Fund	Florida Horse Racing Promotional Trust Fund	Collections for Other Departments State of Florida
Cash Balance July 1, 1975	569,924.62	176,445.31	36,251.82	0
Receipts:				
Registration Fees	21,800.00			
Licenses	192,612.22			
Taxes	63,206,165.14	13,314,512.29	317,282.29	
Breaks	3,204,345.65			141,802.89
Breaks under Chapter 29810	593,836.27			
Charity Performances				1,591,876.44
Escheat Tickets				1,289,086.15
Miscellaneous Revenues	6,142.86			
Refunds to Old Appropriations	30,825.45			
State Warranty Cancelled	16,747.07	5,750.00		
Total Receipts	67,272,474.66	13,320,262.29	317,282.29	3,022,765.48
Total Available	67,842,399.28	13,496,707.60	353,534.11	3,022,765.48
Disbursements:				
Transfers—Special Revenue Fund	1,762,292.83			
Service Charge to General Revenue	1,388,439.99	554,447.76		
Deposits to General Revenue Unallocated	32,630,469.09			
Transfers to General Revenue Unallocated	10,487,579.51	3,914,467.35		
Aid to Counties	21,038,000.00	8,877,500.00		
Payments and Awards			353,534.11	
Transfers to Department of Agriculture— Harness Horse Racing Promotional Trust Fund				121,127.81
Quarter Horse Racing Promotional Trust Fund				19,231.45
Transfers to Department of Education— Racing Scholarship Trust Fund				832,694.85
Principal State School Trust Fund				1,289,086.15
Transfers to Department of Commerce— Bicentennial Trust Fund				759,181.59
Cancelled Warrants Restored	16,500.00	5,750.00		
Total Disbursements	67,323,281.42	13,352,165.11	353,534.11	3,021,321.85
Cash Balance June 30, 1975	519,117.86	144,542.49	0	1,443.63



QUES

Revenues a. Harness & Quarter Horse Racing Promotion Trust Fund -Breakage	Track / Fronton Revenues					
	Fla. Horse Tracks Purse Pools	Track Allowance Up To \$170. Per Race	Net Track Commission & Sliding Scale 10/17	Fronton Breakage	Total Track Revenue from P/M Handle	Distributed to Public from P/M Handle
\$	\$ 306,000.00	\$ 5,867,030.10	\$	\$ 6,173,030.10	\$ 49,973,995.20	
	466,990.00	11,770,431.20		12,237,421.20	99,462,260.72	
	316,200.00	1,705,547.40		2,021,747.40	15,617,458.24	
	246,840.00	2,607,703.90		2,854,543.90	22,741,581.04	
	283,560.00	3,614,078.80		3,897,638.80	31,240,129.90	
	316,200.00	6,937,649.90		7,253,849.90	58,882,960.80	
	240,720.00	2,963,364.40		3,204,084.40	25,662,238.58	
	216,240.00	1,057,291.00		1,273,531.00	9,781,528.44	
	238,658.92	266,152.98		504,811.90	3,314,685.48	
	265,200.00	2,890,235.00		3,155,435.00	25,156,198.20	
	250,920.00	2,741,324.40		2,992,244.40	23,877,619.88	
	314,160.00	1,315,465.30		1,629,625.30	12,372,915.54	
	308,040.00	5,961,401.40		6,269,441.40	50,723,679.04	
	316,200.00	2,693,041.50		3,009,241.50	23,793,233.57	
	310,080.00	3,259,701.60		3,569,781.60	28,401,746.94	
	283,390.00	1,042,950.30		1,326,340.30	9,967,801.61	
	163,030.00	3,985,736.40		4,148,766.40	33,728,503.42	
	4,842,428.92	10,679,105.58		65,521,534.50	524,698,536.60	
		12% Comm.	50%			
		3,217,753.56	36,100.85	3,253,854.41	22,183,865.44	
		2,267,002.80	20,871.59	2,287,874.39	15,638,356.92	
		1,709,861.40	16,650.92	1,726,512.32	11,781,129.16	
		2,808,498.60	25,722.49	2,834,221.09	19,374,002.80	
		5,689,405.56	45,910.78	5,735,316.34	39,259,899.40	
		2,026,379.40	18,873.40	2,045,252.80	13,973,445.26	
		1,354,561.08	12,648.09	1,367,209.17	9,343,750.70	
		3,876,924.72	36,145.89	3,913,070.61	26,724,224.60	
		1,535,135.04	14,755.22	1,549,890.26	10,569,756.20	
		24,485,522.16	227,679.23	24,713,201.39	168,848,430.48	
20,577.35		1,437,202.89		1,437,202.89	7,091,973.16	
101,293.76		3,356,276.33		3,356,276.33	24,816,926.94	
121,871.11		4,793,479.22		4,793,479.22	31,908,900.10	
10,783.28		392,359.53		392,359.53	2,250,482.73	
7,080.14		326,314.78		326,314.78	1,901,258.94	
2,161.27		90,545.18		90,545.18	508,502.80	
20,024.69		809,219.49		809,219.49	4,660,244.47	
	1%, 2%, 4% Comm. & 100% Breakage	Daily Oper. & Purse Allowance				
	205,755.91	690,000.00	10,082,039.66	10,977,795.57	80,836,115.30	
	114,796.22		1,941,403.43	2,056,199.65	11,560,879.35	
	2,490,109.60		2,241,098.56	4,731,208.16	40,861,927.19	
	3,338,398.00		3,004,558.12	6,342,956.12	54,838,827.75	
	2,149,602.50		1,934,642.17	4,084,244.67	35,407,104.10	
	8,298,662.23	690,000.00	19,203,741.94	28,192,404.17	223,504,853.69	
141,895.80	\$8,298,662.23	\$5,532,428.92	\$109,971,068.39	\$227,679.23	\$124,029,838.77	\$953,620,965.34

EXHIBIT "D"

FISCAL YEAR 1974-1975

SUMMARY OF RACING REVENUES

Sources of Racing Revenues	No. Days Racing	No. Performances Held	Paid Attendance	Pari-Mutuel Handle	Tax on Attendance	Net Commission & Sliding Scale on P/M Handle 3/17	Net Commission & Sliding Scale on P/M Handle 2/17	Net Commission & Sliding Scale on P/M Handle .04 of 1%	2/17 of Net Commission P/M Handle	Breakage 25%	Breakage 75%	Total State Tax Revenue	Trust Fund Revenues		Track / Fronton Revenues					
													Fla. Horse Racing Promotion Trust Fund -Breakage	Fla. Harness & Quarter Horse Racing Promotion Trust Fund -Breakage	Fla. Horse Tracks Purse Pools	Track Allowance Up To \$170. Per Race	Net Track Commission & Sliding Scale 10/17	Fronton Breakage	Total Track Revenue from P/M Handle	Distributed to Public from P/M Handle
GREYHOUND RACING ASSOCIATIONS																				
Associated Outdoor Clubs, Inc.	101	150	847,389	\$ 60,470,301.00	\$ 90,672.44	\$ 1,760,109.03	\$ 1,173,406.02	\$	\$ 1,173,406.02	\$ 54,088.17	\$ 162,266.46	\$ 4,413,948.14	\$	\$	\$ 306,000.00	\$ 5,867,030.10	\$ 6,173,030.10	\$ 49,973,995.20		
Biscayne Kennel Club, Inc.	154	329	1,495,622	120,451,312.00	167,078.39	3,531,129.36	2,354,086.24	88,018.45	2,354,086.24	106,076.91	318,232.88	8,918,708.47			466,990.00	11,770,431.20	12,237,421.20	99,462,260.72		
Bonita-Ft. Myers Corporation	105	155	329,399	18,915,474.00	39,067.76	511,664.22	341,109.48		341,109.48	20,595.91	61,789.27	1,315,336.12			316,200.00	1,705,547.40	2,021,747.40	15,617,458.24		
Daytona Beach Kennel Club, Inc.	80	121	392,887	27,529,039.00	46,339.91	782,311.17	521,540.78	5,947.92	521,540.78	25,392.86	76,180.55	1,979,253.97			246,840.00	2,607,703.90	2,854,543.90	22,741,581.04		
Investment Corporation of Palm Beach	105	139	580,179	37,808,788.00	63,234.78	1,084,223.64	722,815.76		722,815.76	35,290.51	105,873.63	2,734,254.08			283,560.00	3,614,078.80	3,897,638.80	31,240,129.90		
Investment Corporation of South Florida	105	155	1,026,234	71,236,499.00	128,460.38	2,081,294.97	1,387,529.98		1,387,529.98	60,832.78	182,500.59	5,228,148.68			316,200.00	6,937,649.90	7,253,849.90	58,882,960.80		
Jacksonville Kennel Club, Inc.	100	118	453,445	31,049,644.00	48,716.02	889,009.32	592,672.88	4,251.52	592,672.88	26,178.10	78,536.32	2,232,037.04			240,720.00	2,963,364.40	3,204,084.40	25,662,238.58		
Jefferson County Kennel Club, Inc.	88	106	167,482	11,844,910.00	18,197.11	317,187.30	211,458.20	4,272.45	211,458.20	11,368.14	34,106.27	808,047.67			216,240.00	1,057,291.00	1,273,531.00	9,781,528.44		
Keys Racing Association, Ltd.	105	122	78,297	4,016,976.00	8,127.90	76,514.58	51,009.72		50,549.72	4,850.81	14,553.79	205,606.52			238,658.92	266,152.98	504,811.90	3,314,685.48		
Miami Beach Kennel Club, Inc.	105	130	448,906	30,462,350.00	49,967.42	867,070.50	578,047.00		578,047.00	31,887.77	95,664.53	2,200,684.22			265,200.00	2,890,235.00	3,155,435.00	25,156,198.20		
Orange Park Kennel Club, Inc.	104	123	398,829	28,889,244.00	45,763.65	822,397.32	548,264.88		548,264.88	25,112.72	75,339.92	2,065,143.37			250,920.00	2,741,324.40	2,992,244.40	23,877,619.88		
Pensacola Greyhound Racing, Inc.	104	154	217,331	15,002,653.00	28,660.25	394,639.59	263,093.06	13,880.86	263,093.06	16,350.82	49,054.77	1,028,772.41			314,160.00	1,315,465.30	1,629,625.30	12,372,915.54		
St. Petersburg Kennel Club, Inc.	101	151	938,118	61,426,014.00	106,273.11	1,788,420.42	1,192,280.28		1,192,280.28	64,977.55	194,935.03	4,539,166.67			308,040.00	5,961,401.40	6,269,441.40	50,723,679.04		
Sanford-Orlando Kennel Club, Inc.	105	155	456,797	28,790,415.00	50,348.09	807,912.45	538,608.30		538,608.30	25,702.16	77,108.72	2,038,288.02			316,200.00	2,693,041.50	3,009,241.50	23,793,233.57		
Sarasota Kennel Club, Inc.	101	152	481,253	34,421,016.00	55,241.63	977,910.48	651,940.32	37,896.16	651,940.32	32,449.48	97,350.70	2,504,729.09			310,080.00	3,259,701.60	3,569,781.60	28,401,746.94		
Washington County Kennel Club, Inc.	105	139	208,827	12,096,503.00	21,432.23	312,885.09	208,590.06	13,488.51	208,590.06	14,701.34	44,106.03	823,793.32			283,390.00	1,042,950.30	1,326,340.30	9,967,801.61		
West Flagler Associates, Ltd.	52	80	480,277	40,816,364.00	51,917.98	1,195,720.92	797,147.28		797,147.28	37,269.52	111,809.18	2,991,012.16			163,030.00	3,985,736.40	4,148,766.40	33,728,503.42		
TOTAL GREYHOUND TRACKS	1,720	2,479	9,001,272	635,227,502.00	1,019,499.05	18,200,400.36	12,133,600.24	167,755.87	12,133,140.24	593,125.55	1,779,408.64	46,026,929.95				4,842,428.92	10,679,105.58	65,521,534.50	524,698,536.60	
JAI-ALAI FRONTONS																				
						3% Comm.	2% Comm.													
Dania Jai-Alai Palace, Inc.	106	155	666,363	26,814,613.00	122,015.20	804,438.39	536,292.26					36,162.50	1,498,908.35			3,217,753.56	36,100.85	3,253,854.41	22,183,865.44	
Florida Jai-Alai, Inc.	105	155	385,802	18,891,690.00	49,133.35	566,750.70	377,833.80					20,874.19	1,014,592.04			2,267,002.80	20,871.59	2,287,874.39	15,638,356.92	
Fort Pierce Jai-Alai	127	189	260,597	14,248,845.00	33,860.61	427,465.35	284,976.90	12,103.97				16,657.30	775,064.13			1,709,861.40	16,650.92	1,726,512.32	11,781,129.16	
The Fronton, Inc.	105	155	430,046	23,404,155.00	60,268.46	702,124.65	468,083.10					25,723.36	1,256,199.57			2,808,498.60	25,722.49	2,834,221.09	19,374,002.80	
Miami Jai-Alai, Inc.	105	155	1,018,378	47,411,713.00	153,215.02	1,422,351.39	948,234.26					45,911.61	2,569,712.28			5,689,405.56	45,910.78	5,735,316.34	39,259,899.40	
Ocala Jai-Alai, Inc.	126	186	323,958	16,886,495.00	41,411.89	506,594.85	337,729.90	4,596.84				18,875.35	909,208.83			2,026,379.40	18,873.40	2,045,252.80	13,973,445.26	
Sports Palace, Inc.	89	132	219,307	12,288,009.00	27,943.18	338,640.27	225,760.18					12,648.68	604,992.31			1,354,561.08	12,648.09	1,367,209.17	9,343,750.70	
Tampa Jai-Alai, Inc.	105	155	669,175	32,307,706.00	92,862.42	969,231.18	646,154.12	18,878.85				36,146.64	1,763,273.21			3,876,924.72	36,145.89	3,913,070.61	26,724,224.60	
Volusia Jai-Alai, Inc.	71	99	255,556	12,792,792.00	32,558.09	383,783.76	255,855.84	18,750.28				14,755.66	705,703.63			1,535,135.04	14,755.22	1,549,890.26	10,569,756.20	
TOTAL JAI-ALAI FRONTONS	939	1,381	4,229,182	204,046,018.00	613,268.22	6,121,380.54	4,080,920.36	54,329.94				227,755.29	11,097,654.35				24,485,522.16	227,679.23	24,713,201.39	168,848,430.48
HARNESS RACING ASSOCIATIONS																				
						3% Comm. & Flat Rate	2% Comm. & Flat Rate	2% Comm.												
Seminole Park & Fairgrounds, Inc.	108	108	169,675	8,806,331.00	23,836.86	177,000.00	59,000.00					20,577.60	280,414.46			20,577.35	1,437,202.89	1,437,202.89	7,091,973.16	
Tourists Attractions, Inc.	100	100	522,288	30,511,603.00	77,065.51	915,348.09	610,232.06					101,293.76	2,314,171.48			101,293.76	3,356,276.33	3,356,276.33	24,816,926.94	
TOTAL HARNESS TRACKS	208	208	691,963	39,317,934.00	100,902.37	1,092,348.09	669,232.06					121,871.36	2,594,585.94			121,871.11	4,793,479.22	4,793,479.22	31,908,910.10	
QUARTER HORSE RACING ASSOCIATIONS																				
Florida Downs & Turf Club, Inc.	32	32	35,340	2,737,409.00	6,266.12	54,750.00	18,250.00					10,783.46	90,049.58			10,783.28	392,359.53	392,359.53	2,250,482.73	
Gator Downs Racing, Inc.-Bayard	39	39	34,601	2,307,734.00	4,761.82	49,500.00	16,500.00					7,080.14	77,841.96			7,080.14	326,314.78	326,314.78	1,901,258.94	
Gator Downs Racing, Inc.-Pompano	4	4	14,859	620,854.00	1,668.49	11,250.00	3,750.00	2,483.45				2,161.30	21,313.24			2,161.27	90,545.18	90,545.18	508,502.80	
TOTAL QUARTER HORSE TRACKS	75	75	84,800	5,665,997.00	12,696.43	115,500.00	38,500.00	2,483.45				20,024.90	189,204.78			20,024.69	809,219.49	809,219.49	4,660,244.47	
HORSE RACING ASSOCIATIONS																				
						3% Comm. & Flat Rate	5% & 4% & Flat Rate									1%, 2%, 4% Comm. & 100% Breakage	Daily Oper. & Purse Allowance			
Calder Race Course, Inc.	117	117	821,212	98,266,067.00	150,302.68	1,504,132.47	*4,223,303.35	73,606.31				325,557.27	6,276,902.08	325,556.73		205,755.91	690,000.00	10,082,039.66	10,977,795.57	80,836,115.30
Florida Downs & Turf Club, Inc.	50	50	176,186	14,067,079.00	33,957.61	337,500.00	112,500.00					483,957.61	114,796.22			1,941,403.43		2,056,199.65	11,560,879.35	
Gulfstream Park Racing Assn., Inc.	40	40	375,138	49,802,192.00	140,335.33	1,494,065.76	2,241,098.72					473,892.17	4,349,391.98			2,490,109.60		4,731,208.16	40,861,927.19	
Hialeah Park, Inc.	40	40	500,393	66,767,960.00	181,457.44	2,003,038.80	3,004,558.28					578,579.05	5,767,633.57			3,338,398.00		3,004,558.12	54,838,827.75	
Tropical Park, Inc. (at Calder)	40	40	312,837	42,992,050.00	61,402.90	1,289,761.50	1,934,642.33					276,297.40	3,562,104.13			2,149,602.50		1,934,642.17	35,407,104.10	
TOTAL HORSE TRACKS	287	287	2,185,766	271,895,348.00	567,455.96	6,628,498.53	11,516,102.68	73,606.31				1,654,325.89	20,439,989.37	325,556.73		8,298,662.23	690,000.00	19,203,741.94	28,192,404.17	223,504,853.69
TOTAL ALL TRACKS AND FRONTONS	3,229	4,430	16,192,983	\$1,156,152,799.00	\$2,313,822.03	\$32,158,127.52	\$28,438,355													

EXHIBIT "D"

FISCAL YEAR 1974-1975

SUMMARY OF RACING REVENUES

Sources of Racing Revenues	No. Days Racing	No. Performances Held	Paid Attendance	Pari-Mutuel Handle	Tax on Attendance	Net Commission & Sliding Scale on P/M Handle 3/17	Net Commission & Sliding Scale on P/M Handle 2/17	Net Commission & Sliding Scale on P/M Handle .04 of 1%	2/17 of Net Commission P/M Handle	Breakage 25%	Breakage 75%	Total State Tax Revenue	Trust Fund Revenues		Track / Fronton Revenues					
													Fla. Horse Racing Promotion Trust Fund -Breakage	Fla. Harness & Quarter Horse Racing Promotion Trust Fund -Breakage	Fla. Horse Tracks Purse Pools	Track Allowance Up To \$170. Per Race	Net Track Commission & Sliding Scale 10/17	Fronton Breakage	Total Track Revenue from P/M Handle	Dis P
GREYHOUND RACING ASSOCIATIONS																				
Associated Outdoor Clubs, Inc.	101	150	847,389	\$ 60,470,301.00	\$ 90,672.44	\$ 1,760,109.03	\$ 1,173,406.02	\$	\$ 1,173,406.02	\$ 54,088.17	\$ 162,266.46	\$ 4,413,948.14	\$	\$	\$ 306,000.00	\$ 5,867,030.10	\$ 6,173,030.10	\$ 4		
Biscayne Kennel Club, Inc.	154	329	1,495,622	120,451,312.00	167,078.39	3,531,129.36	2,354,086.24	88,018.45	2,354,086.24	106,076.91	318,232.88	8,918,708.47			466,990.00	11,770,431.20	12,237,421.20	9		
Bonita-Ft. Myers Corporation	105	155	329,399	18,915,474.00	39,067.76	511,664.22	341,109.48		341,109.48	20,595.91	61,789.27	1,315,336.12			316,200.00	1,705,547.40	2,021,747.40	1		
Daytona Beach Kennel Club, Inc.	80	121	392,887	27,529,039.00	46,339.91	782,311.17	521,540.78	5,947.92	521,540.78	25,392.86	76,180.55	1,979,253.97			246,840.00	2,607,703.90	2,854,543.90	2		
Investment Corporation of Palm Beach	105	139	580,179	37,808,788.00	63,234.78	1,084,223.64	722,815.76		722,815.76	35,290.51	105,873.63	2,734,254.08			283,560.00	3,614,078.80	3,897,638.80	3		
Investment Corporation of South Florida	105	155	1,026,234	71,236,499.00	128,460.38	2,081,294.97	1,387,529.98		1,387,529.98	60,832.78	182,500.59	5,228,148.68			316,200.00	6,937,649.90	7,253,849.90	5		
Jacksonville Kennel Club, Inc.	100	118	453,445	31,049,644.00	48,716.02	889,009.32	592,672.88	4,251.52	592,672.88	26,178.10	78,536.32	2,232,037.04			240,720.00	2,963,364.40	3,204,084.40	2		
Jefferson County Kennel Club, Inc.	88	106	167,482	11,844,910.00	18,197.11	317,187.30	211,458.20	4,272.45	211,458.20	11,368.14	34,106.27	808,047.67			216,240.00	1,057,291.00	1,273,531.00			
Keys Racing Association, Ltd.	105	122	78,297	4,016,976.00	8,127.90	76,514.58	51,009.72		50,549.72	4,850.81	14,553.79	205,606.52			238,658.92	266,152.98	504,811.90			
Miami Beach Kennel Club, Inc.	105	130	448,906	30,462,350.00	49,967.42	867,070.50	578,047.00		578,047.00	31,887.77	95,664.53	2,200,684.22			265,200.00	2,890,235.00	3,155,435.00	2		
Orange Park Kennel Club, Inc.	104	123	398,829	28,889,244.00	45,763.65	822,397.32	548,264.88		548,264.88	25,112.72	75,339.92	2,065,143.37			250,920.00	2,741,324.40	2,992,244.40	2		
Pensacola Greyhound Racing, Inc.	104	154	217,331	15,002,653.00	28,660.25	394,639.59	263,093.06	13,880.86	263,093.06	16,350.82	49,054.77	1,028,772.41			314,160.00	1,315,465.30	1,629,625.30	1		
St. Petersburg Kennel Club, Inc.	101	151	938,118	61,426,014.00	106,273.11	1,788,420.42	1,192,280.28		1,192,280.28	64,977.55	194,935.03	4,539,166.67			308,040.00	5,961,401.40	6,269,441.40	5		
Sanford-Orlando Kennel Club, Inc.	105	155	456,797	28,790,415.00	50,348.09	807,912.45	538,608.30		538,608.30	25,702.16	77,108.72	2,038,288.02			316,200.00	2,693,041.50	3,009,241.50	2		
Sarasota Kennel Club, Inc.	101	152	481,253	34,421,016.00	55,241.63	977,910.48	651,940.32	37,896.16	651,940.32	32,449.48	97,350.70	2,504,729.09			310,080.00	3,259,701.60	3,569,781.60	2		
Washington County Kennel Club, Inc.	105	139	208,827	12,096,503.00	21,432.23	312,885.09	208,590.06	13,488.51	208,590.06	14,701.34	44,106.03	823,793.32			283,390.00	1,042,950.30	1,326,340.30			
West Flagler Associates, Ltd.	52	80	480,277	40,816,364.00	51,917.98	1,195,720.92	797,147.28		797,147.28	37,269.52	111,809.18	2,991,012.16			163,030.00	3,985,736.40	4,148,766.40	3		
TOTAL GREYHOUND TRACKS	1,720	2,479	9,001,272	635,227,502.00	1,019,499.05	18,200,400.36	12,133,600.24	167,755.87	12,133,140.24	593,125.55	1,779,408.64	46,026,929.95			4,842,428.92	10,679,105.58	65,521,534.50	52		
JAI-ALAI FRONTONS																				
Dania Jai-Alai Palace, Inc.	106	155	666,363	26,814,613.00	122,015.20	804,438.39	536,292.26				36,162.50	1,498,908.35				3,217,753.56	36,100.85	3,253,854.41	2	
Florida Jai-Alai, Inc.	105	155	385,802	18,891,690.00	49,133.35	566,750.70	377,833.80				20,874.19	1,014,592.04				2,267,002.80	20,871.59	2,287,874.39	1	
Fort Pierce Jai-Alai	127	189	260,597	14,248,845.00	33,860.61	427,465.35	284,976.90	12,103.97			16,657.30	775,064.13				1,709,861.40	16,650.92	1,726,512.32	1	
The Fronton, Inc.	105	155	430,046	23,404,155.00	60,268.46	702,124.65	468,083.10				25,723.36	1,256,199.57				2,808,498.60	25,722.49	2,834,221.09	1	
Miami Jai-Alai, Inc.	105	155	1,018,378	47,411,713.00	153,215.02	1,422,351.39	948,234.26				45,911.61	2,569,712.28				5,689,405.56	45,910.78	5,735,316.34	3	
Ocala Jai-Alai, Inc.	126	186	323,958	16,886,495.00	41,411.89	506,594.85	337,729.90	4,596.84			18,875.35	909,208.83				2,026,379.40	18,873.40	2,045,252.80	1	
Sports Palace, Inc.	89	132	219,307	11,288,009.00	27,943.18	338,640.27	225,760.18				12,648.68	604,992.31				1,354,561.08	12,648.09	1,367,209.17		
Tampa Jai-Alai, Inc.	105	155	669,175	32,307,706.00	92,862.42	969,231.18	646,154.12	18,878.85			36,146.64	1,763,273.21				3,876,924.72	36,145.89	3,913,070.61	2	
Volusia Jai-Alai, Inc.	71	99	255,556	12,792,792.00	32,558.09	383,783.76	255,855.84	18,750.28			14,755.66	705,703.63				1,535,135.04	14,755.22	1,549,890.26	1	
TOTAL JAI-ALAI FRONTONS	939	1,381	4,229,182	204,046,018.00	613,268.22	6,121,380.54	4,080,920.36	54,329.94			227,755.29	11,097,654.35				24,485,522.16	227,679.23	24,713,201.39	16	
HARNESS RACING ASSOCIATIONS																				
Seminole Park & Fairgrounds, Inc.	108	108	169,675	8,806,331.00	23,836.86	177,000.00	59,000.00					20,577.60	280,414.46				1,437,202.89		1,437,202.89	
Tourists Attractions, Inc.	100	100	522,288	30,511,603.00	77,065.51	915,348.09	610,232.06					101,293.76	2,314,171.48				3,356,276.33		3,356,276.33	2
TOTAL HARNESS TRACKS	208	208	691,963	39,317,934.00	100,902.37	1,092,348.09	669,232.06					121,871.36	2,594,585.94				4,793,479.22		4,793,479.22	3
QUARTER HORSE RACING ASSOCIATIONS																				
Florida Downs & Turf Club, Inc.	32	32	35,340	2,737,409.00	6,266.12	54,750.00	18,250.00					10,783.46	90,049.58				392,359.53		392,359.53	
Gator Downs Racing, Inc.-Bayard	39	39	34,601	2,307,734.00	4,761.82	49,500.00	16,500.00					7,080.14	77,841.96				326,314.78		326,314.78	
Gator Downs Racing, Inc.-Pompano	4	4	14,859	620,854.00	1,668.49	11,250.00	3,750.00	2,483.45				2,161.30	21,313.24				90,545.18		90,545.18	
TOTAL QUARTER HORSE TRACKS	75	75	84,800	5,665,997.00	12,696.43	115,500.00	38,500.00	2,483.45				20,024.90	189,204.78				809,219.49		809,219.49	
HORSE RACING ASSOCIATIONS																				
Calder Race Course, Inc.	117	117	821,212	98,266,067.00	150,302.68	1,504,132.47	*4,223,303.35	73,606.31											10,977,795.57	8
Florida Downs & Turf Club, Inc.	50	50	176,186	14,067,079.00	33,957.61	337,500.00	112,500.00												2,056,199.65	1
Gulfstream Park Racing Assn., Inc.	40	40	375,138	49,802,192.00	140,335.33	1,494,065.76	2,241,098.72												4,731,208.16	4
Hialeah Park, Inc.	40	40	500,393	66,767,960.00	181,457.44	2,003,038.80	3,004,558.28												6,342,956.12	5
Tropical Park, Inc. (at Calder)	40	40	312,837	42,992,050.00	61,402.90	1,289,761.50	1,934,642.33												4,084,244.67	3
TOTAL HORSE TRACKS	287	287	2,185,766	271,895,348.00	567,455.96	6,628,498.53	11,516,102.68	73,606.31					1,654,325.89	20,439,989.37	325,556.73	8,298,662.23	690,000.00	19,203,741.94	28,192,404.17	22
TOTAL ALL TRACKS AND FRONTONS	3,229	4,430	16,192,983	\$1,156,152,799.00	\$2,313,822.03	\$32,158,127.52	\$28,438,355.34	\$298,175.57	\$12,743,372.30	\$593,125.55	\$3,803,386.08	\$80,348,364.39	\$325,556.73	\$141,895.80	\$8,298,662.23	\$5,532,428.92	\$109,971,068.39	\$227,679.23	\$124,029,838.77	\$95

*Less \$690,000 Purse and Daily Operational Allowance

In addition to Grand Total Receipts see Exhibits "H," "I," and "J" for other funds collected.

OTHER INCOME

Occupational Licenses	\$ 192,558.22
Stable/Kennel Name Registrations	21,800.00
Miscellaneous	6,142.86
TOTAL OTHER INCOME	\$ 220,501.08
GRAND TOTAL RECEIPTS	\$80,568,865.47




EXHIBIT "E"
DEPARTMENT OF BUSINESS REGULATION
DIVISION OF PARI-MUTUEL WAGERING
AGENCY FUNDS
SUPPLEMENTAL ANALYSIS OF REVENUES AND EXPENDITURES
FOR THE FISCAL YEAR ENDED JUNE 30, 1975

	<u>Estimated</u>	<u>Actual</u>	<i>Actual Over (under) Estimate</i>
Operating Trust Fund			
Revenues:			
Registration Fees	25,500.00	21,800.00	(3,700.00)
Licenses	205,500.00	192,687.22	(12,812.78)
Taxes—Trust Fund	31,594,000.00	34,471,946.01	2,877,946.01
5% Tax	25,650,000.00	28,438,355.62	2,788,355.62
4% Tax	—	298,176.03	298,176.03
Breaks	3,500,000.00	3,210,260.23	(289,739.77)
Breaks under Chapter 29810	550,000.00	593,125.51	43,125.51
Miscellaneous Revenues	11,500.00	6,142.86	(5,357.14)
Refunds to Old Appropriations	—	30,825.45	30,825.45
Permanent Cancellations and Outstanding Warrants	—	46.80	46.80
Total Revenues	<u>61,536,500.00</u>	<u>67,263,365.73</u>	<u>5,726,865.73</u>
Expenditures:			
Direct Deposits to General Revenue Unallocated	29,701,000.00	32,544,174.41	2,843,174.41
Transfers to General Revenue Unallocated	11,250,000.00	10,506,082.45	(743,917.55)
Distribution to Aid to Counties	21,038,000.00	21,038,000.00	—
Transfers to Special Revenue Fund for Operations	1,858,310.12	1,783,267.93	(75,042.19)
Service Charge to General Revenue Fund	1,577,145.00	1,391,840.94	(185,304.06)
Refunds	2,500.00	—	(2,500.00)
Total Expenditures	<u>65,426,955.12</u>	<u>67,263,365.73</u>	<u>1,836,410.61</u>
Excess (Deficiency) of Revenues over Expenditures	<u>(3,890,455.12)</u>	<u>—</u>	<u>3,890,455.12</u>
Additional Trust Fund			
Revenues:			
Taxes	11,500,000.00	13,336,497.81	1,836,497.81
Expenditures:			
Transfers to General Revenue Unallocated	4,500,000.00	3,922,239.63	(577,760.37)

	<i>Estimated</i>	<i>Actual</i>	<i>Actual Over (under) Estimate</i>
Distribution to Aid to Counties	8,877,500.00	8,877,500.00	—
Service Charges to General Revenue Fund	605,891.00	536,758.18	(69,132.82)
Total Expenditures	13,983,391.00	13,336,497.81	(646,893.19)
Florida Horse Racing Promotional Trust Fund			
Revenues:			
Taxes	275,000.00	325,556.73	50,556.73
Expenditures:			
Payments and Awards	350,000.00	325,556.73	(24,443.27)
Excess (deficiency) of Revenues over Expenditures	(75,000.00)	—	75,000.00
Collections for Other Departments— State of Florida			
Revenues:			
Breaks	118,000.00	141,895.80	23,895.80
Charity Performances	1,420,000.00	1,594,567.10	174,567.10
Escheat Tickets	950,000.00	1,288,317.65	338,317.65
Total Revenues	2,488,000.00	3,024,780.55	536,780.55
Expenditures:			
Transfer to Department of Education— Racing Scholarship Trust Fund	745,000.00	835,385.51	90,385.51
Principal State School Trust Fund	950,000.00	1,288,317.65	338,317.65
Transfer to Department of Agriculture— Harness Horse Racing Promotional Trust Fund	92,000.00	121,871.11	29,871.11
Quarter Horse Racing Promotional Trust Fund	26,000.00	20,024.69	(5,975.31)
Transfer to Department of Commerce— Bicentennial Trust Fund	675,000.00	759,181.59	84,181.59
Total Expenditures	2,488,000.00	3,024,780.55	536,780.55
Excess (Deficiency) of Revenues over Expenditures	—	—	—

EXHIBIT "F"
 DEPARTMENT OF BUSINESS REGULATION
 DIVISION OF PARI-MUTUEL WAGERING
 SPECIAL REVENUE FUNDS
 STATEMENT OF REVENUES, EXPENDITURES, AND ENCUMBRANCES
 FOR THE FISCAL YEAR ENDED JUNE 30, 1975

	<i>Budget</i>	<i>Expenditures</i>	<i>Encumbrances</i>	<i>Actual</i>	<i>Over (under) Budget</i>
<u>Operating Fund</u>					
Revenues:					
Transfer from Operating Trust Fund	1,858,310.12			1,783,267.93	(75,042.19)
Expenditures and Encumbrances:					
Salaries	583,778.00*	530,467.09		530,467.09	(53,310.91)
Other Personal Services	824,098.00	823,362.40		823,362.40	(735.60)
Expenses	208,225.00	198,812.22	5,915.37	204,727.59	(3,497.41)
Operating Capital Outlays	31,588.00	3,704.94	27,648.75	31,353.69	(234.31)
Transfers	200,000.00	183,955.68		183,955.68	(16,044.32)
Certifications Forward	10,621.12	9,401.48		9,401.48	(1,219.64)
Total Expenditures and Encumbrances	<u>1,858,310.12</u>	<u>1,749,703.81</u>	<u>33,564.12</u>	<u>1,783,267.93</u>	<u>(75,042.19)</u>
Excess (Deficiency) or Revenues over Expenditures and Encumbrances	<u>0</u>			<u>0</u>	<u>0</u>
<u>Insurance Replacement Fund</u>					
Revenues:					
Expenditures and Encumbrances-- Replacement Expense	<u>2,269.00</u>	<u>624.05</u>	<u>—</u>	<u>624.05</u>	<u>(1,644.95)</u>
Excess (Deficiency) or Revenues over Expenditures and Encumbrances	<u>(2,269.00)</u>			<u>(624.05)</u>	<u>1,644.95</u>

*Includes Revenue of \$40,186.00

EXHIBIT "G"
 DIVISION OF PARI-MUTUEL WAGERING
 FROM EXTRA DAYS OF RACING FOR
 BOARD OF REGENTS – SCHOLARSHIP FUND

Associated Outdoor Clubs, Inc.	\$ 39,539.41
Biscayne Kennel Club, Inc.	111,369.70
Bonita-Ft. Myers Corporation	6,117.10
Calder Race Course, Inc.	137,606.20
Dania Jai-Alai Palace, Inc.	14,082.21
Daytona Beach Kennel Club, Inc.	15,802.32
Florida Downs & Turf Club, Inc.	13,316.29
Florida Jai-Alai, Inc.	9,531.08
Fort Pierce Jai-Alai, Inc.	7,183.79
The Fronton, Inc.	12,963.36
Hialeah Park, Inc.	69,211.61
Investment Corporation of Palm Beach	24,975.00
Investment Corporation of South Florida	34,428.24
Jacksonville Kennel Club, Inc.	27,582.31
Keys Racing Association, Ltd.	4,283.77
Miami Beach Kennel Club, Inc.	13,407.53
Miami Jai-Alai, Inc.	29,909.73
Ocala Jai-Alai, Inc.	3,234.10
Orange Park Kennel Club, Inc.	18,509.13
Pensacola Greyhound Racing, Inc.	9,580.61
St. Petersburg Kennel Club, Inc.	46,173.65
Sanford-Orlando Kennel Club, Inc.	14,104.78
Sarasota Kennel Club, Inc.	24,484.51
Sports Palace, Inc.	14,700.00
Tampa Jai-Alai, Inc.	17,613.41
Tourist Attractions, Inc.	16,114.75
Tropical Park, Inc. (at Calder)	66,953.96
West Flagler Associates, Ltd.	32,606.96
TOTAL RECEIPTS DEPOSITED TO	
SCHOLARSHIP FUND	\$835,385.51

EXHIBIT "H"
DIVISION OF PARI-MUTUEL WAGERING

**FROM ESCHEATED PARI-MUTUEL TICKETS FOR
PRINCIPAL OF STATE SCHOOL FUND**

	From 1972-73 Season	From 1973-74 Season	Grand Total
Associated Outdoor Clubs, Inc.	\$	\$ 57,354.50	\$
Biscayne Kennel Club, Inc.	77,116.60		
Bonita-Ft. Myers Corporation		56,458.60	
Calder Race Course, Inc.	88,050.25		
Dania Jai-Alai, Inc.		37,141.30	
Daytona Beach Kennel Club, Inc.	38,840.70		
Florida Downs & Turf Club, Inc.		27,028.20	
Florida Jai-Alai, Inc.		30,703.30	
The Fronton, Inc.		45,334.90	
Gator Downs Racing at Pompano	14,214.20		
Gulfstream Park Racing Association, Inc.		60,556.40	
Hialeah Park, Inc.		52,431.70	
Investment Corporation of Palm Beach		38,826.60	
Investment Corporation of South Florida		53,061.50	
Jacksonville Kennel Club		27,299.80	
Jefferson County Kennel Club, Inc.	9,114.60		
Keys Racing Association, Inc.		4,995.60	
Miami Beach Kennel Club, Inc.		28,533.00	
Miami Jai-Alai, Inc.		64,710.70	
Ocala Jai-Alai, Inc.	24,336.20		
Orange Park Kennel Club, Inc.		20,450.50	
Pensacola Greyhound Racing, Inc.	19,886.40		
St. Petersburg Kennel Club, Inc.		63,613.90	
Sanford-Orlando Kennel Club, Inc.		31,751.70	
Sarasota Kennel Club, Inc.	33,263.60		
Seminole Park and Fairgrounds	7,436.10		
Sports Palace, Inc.		24,675.10	
Tampa Jai-Alai, Inc.	42,917.10		
Tourist Attractions, Inc.		47,938.20	
Tropical Park, Inc.		52,844.00	
Volusia Jai-Alai, Inc.	34,753.30		
Washington County Kennel Club, Inc.	19,060.60		
West Flagler Associates, Ltd.	53,618.50		
TOTAL RECEIPTS DEPOSITED TO SCHOOL FUND	\$462,608.15	\$825,709.50	\$1,288,317.65

EXHIBIT "I"
DIVISION OF PARI-MUTUEL WAGERING
FROM EXTRA DAYS OF RACING TO
BICENTENNIAL COMMISSION

Associated Outdoor Clubs, Inc.	\$ 38,635.67
Biscayne Kennel Club, Inc.	68,387.95
Bonita-Ft. Myers Corporation	11,139.05
Calder Race Course, Inc.	70,944.85
Dania Jai-Alai Palace, Inc.	39,514.81
Daytona Beach Kennel Club, Inc.	15,008.98
Florida Downs & Turf Club, Inc.	14,522.09
Florida Jai-Alai, Inc.	9,323.90
Fort Pierce Jai-Alai, Inc.	2,678.46
Hialeah Park, Inc.	61,109.11
Investment Corporation of Palm Beach	89,134.15
Miami Jai-Alai, Inc.	66,077.82
Ocala Jai-Alai, Inc.	7,905.78
Pensacola Greyhound Racing, Inc.	7,282.45
St. Petersburg Kennel Club, Inc.	34,442.81
Sanford-Orlando Kennel Club, Inc.	10,165.26
Sarasota Kennel Club, Inc.	20,673.23
Seminole Park and Fairgrounds, Inc.	1,953.08
Sports Palace, Inc.	35,300.00
Tampa Jai-Alai, Inc.	41,866.09
Tropical Park, Inc. (at Calder)	59,917.46
West Flagler Associates, Ltd.	53,198.59
TOTAL RECEIPTS DEPOSITED	\$759,181.59

EXHIBIT "J"
DIVISION OF PARI-MUTUEL WAGERING
RACING REVENUE COLLECTED BY
GEOGRAPHICAL LOCATION

Brevard County	\$	\$		
Sports Palace, Inc.			606,455.31	.75%
Broward County				
Dania Jai-Alai Palace, Inc.	1,500,767.35			
Gator Downs at Pompano	21,313.24			
Gulfstream Park Racing Assoc. . .	4,355,762.73			
Investment Corp. of South Florida	5,231,788.68			
Tourist Attractions, Inc.	<u>2,340,944.73</u>		13,450,576.73	16.69%
Clay County				
Orange Park Kennel Club			2,067,058.37	2.57%
Dade County				
General Office—Miscellaneous Receipts and Licenses	6,594.86			
Biscayne Kennel Club, Inc.	8,927,180.47			
Calder Race Course	6,316,978.83			
Hialeah Park, Inc.	5,780,784.82			
Miami Beach Kennel Club, Inc. . .	2,201,800.22			
Miami Jai-Alai	2,572,358.28			
Tropical Park, Inc. at Calder	3,584,699.88			
West Flagler Assoc., Ltd.	<u>2,992,995.16</u>		32,383,392.52	40.19%
Duval County				
Jacksonville Kennel Club, Inc. . . .			2,232,621.04	2.77%
Escambia County				
Pensacola Greyhound Racing, Inc.			1,032,670.41	1.28%
Hillsborough County				
Associated Outdoor Clubs, Inc. . . .	4,417,253.14			
Florida Downs and Turf Club, Inc.	594,054.19			
Tampa Jai-Alai	<u>1,764,832.21</u>		6,776,139.54	8.41%
Jefferson County				
Jefferson County Kennel Club			810,652.92	1.01%

Lee County			
Bonita-Ft. Myers Corporation . . .		1,317,660.62	1.64%
Marion County			
Ocala Jai-Alai		911,134.83	1.13%
Monroe County			
Keys Racing Assoc., Ltd.		206,509.52	.26%
Palm Beach County			
The Fronton, Inc.	1,258,312.57		
Investment Corporation of Palm Beach	<u>2,737,634.55</u>	3,995,947.12	4.96%
Pinellas County			
St. Petersburg Kennel Club, Inc. . .		4,542,032.67	5.64%
St. Johns County			
Gator Downs at Bayard		87,102.96	.11%
St. Lucie County			
Ft. Pierce Jai-Alai, Inc.		776,598.13	.96%
Sarasota County			
Sarasota Kennel Club, Inc.		2,509,460.09	3.11%
Seminole County			
Florida Jai-Alai, Inc.	1,015,614.29		
Sanford-Orlando Kennel Club, Inc.	2,040,262.77		
Seminole Park and Fairgrounds, Inc.	<u>290,732.96</u>	3,346,610.02	4.15%
Volusia County			
Daytona Beach Kennel Club, Inc. .	1,983,238.97		
Volusia Jai-Alai, Inc.	<u>706,771.63</u>	2,690,010.60	3.34%
Washington County			
Washington County Kennel Club, Inc.		<u>826,232.07</u>	1.03%
TOTAL FISCAL YEAR			
RECEIPTS		<u><u>\$80,568,865.47</u></u>	<u>100.00%</u>

Note: These figures do not include any Scholarship/Charity Day or Breakage Trust Fund Amounts.

EXHIBIT "K"
 DIVISION OF PARI-MUTUEL WAGERING
 PAID ATTENDANCE, PARI-MUTUEL HANDLE, STATE REVENUE
 Season 1931-32 Thru Season 1974-75

Season	Number of Racing Days	Total Paid Attendance	Total Pari-Mutuel Handle	State Revenue as a Per Cent of Handle	Total State Revenue
1931-1932 . . .	462	1,157,161	\$ 17,365,424.00	4.24% \$	737,300.70
1932-1933 . . .	550	1,281,017	19,146,938.00	3.99	763,877.09
1933-1934 . . .	609	1,591,024	27,549,567.00	3.89	1,072,364.22
1934-1935 . . .	775	2,024,636	36,577,493.00	3.83	1,401,176.87
1935-1936 . . .	906	1,854,292	38,826,132.00	3.70	1,436,957.07
1936-1937 . . .	1,029	2,330,964	50,121,647.00	3.67	1,838,338.53
1937-1938 . . .	1,053	2,401,367	54,047,114.00	3.64	1,969,740.68
1938-1939 . . .	1,025	2,373,271	55,272,416.00	3.62	2,000,758.63
1939-1940 . . .	1,057	2,517,436	64,388,377.00	3.58	2,302,834.13
1940-1941 . . .	902	2,695,464	68,280,202.00	3.57	2,436,374.09
1941-1942 . . .	972	2,195,080	63,601,585.00	6.91	4,392,861.86
1942-1943 . . .	734	854,256	26,658,646.00	4.00	1,066,087.70
1943-1944 . . .	982	2,458,933	109,561,969.00	6.23	6,824,272.72
1944-1945 . . .	333	945,341	35,171,557.00	5.71	2,007,853.08
1945-1946 . . .	1,442	4,448,084	211,571,289.00	7.35	15,554,033.94
1946-1947 . . .	1,298	4,444,543	194,710,333.00	7.54	14,680,730.51
1947-1948 . . .	1,318	4,344,479	180,647,561.00	7.50	13,542,407.27
1948-1949 . . .	1,404	4,641,038	178,171,736.00	7.42	13,222,461.84
1949-1950 . . .	1,377	4,539,742	178,842,858.00	7.33	13,101,521.89
1950-1951 . . .	1,378	4,643,293	204,385,597.00	7.34	14,997,486.10
1951-1952 . . .	1,432	5,279,674	248,728,380.00	7.27	18,090,497.77
1952-1953 . . .	1,549	5,732,369	272,696,059.00	7.24	19,734,513.61
1953-1954 . . .	1,722	5,812,577	276,681,999.00	7.24	20,026,021.78
1954-1955 . . .	1,731	5,809,467	284,044,131.00	7.22	20,521,462.81
1955-1956 . . .	1,879	5,915,941	310,681,432.00	7.78	24,180,833.82
1956-1957 . . .	1,907	6,035,932	322,948,073.00	7.73	24,969,496.52
1957-1958 . . .	2,012	5,626,152	315,546,506.00	7.70	24,306,949.76
1958-1959 . . .	2,055	5,966,709	329,141,335.00	7.64	25,157,459.81
1959-1960 . . .	2,180	6,209,688	347,947,488.00	7.65	26,609,331.64
1960-1961 . . .	2,216	6,328,535	344,173,946.00	7.60	26,163,297.64
1961-1962 . . .	2,273	6,735,583	363,082,896.00	7.55	27,420,986.32
1962-1963 . . .	2,276	6,919,691	374,598,480.00	7.58	28,392,064.52
1963-1964 . . .	2,335	7,878,991	418,056,340.00	7.54	31,503,458.39
1964-1965 . . .	2,318	8,537,248	462,298,032.00	7.57	34,984,262.18
1965-1966 . . .	2,498	8,969,589	500,471,936.00	7.53	37,667,499.22
1966-1967 . . .	2,596	9,020,232	515,430,636.00	7.45	38,408,241.36
1967-1968 . . .	2,537	9,459,239	563,772,040.00	7.45	41,980,547.50
1968-1969 . . .	2,623	9,912,630	630,034,977.00	7.42	46,743,699.90
1969-1970 . . .	2,678	10,735,962	712,244,838.00	7.28	51,882,798.39
1970-1971 . . .	2,873	11,737,046	778,550,830.00	7.18	55,876,621.72
1971-1972 . . .	2,959	12,769,157	864,502,920.00	7.06	61,038,724.52
1972-1973 . . .	3,019	13,747,714	978,174,354.00	7.02	68,669,716.49
1973-1974 . . .	3,160	14,883,698	1,083,208,538.00	7.05	76,315,213.03
1974-1975 . . .	3,229	16,192,983	1,156,152,799.00	7.21	83,593,771.84
Totals	75,663	259,958,228	\$14,268,067,406.00	7.22% \$	\$1,029,586,909.46

EXHIBIT "L"
DIVISION OF PARI-MUTUEL WAGERING
SUMMARY OF ADDITIONAL DAYS OF RACING HELD FOR
CHARITABLE PURPOSES DURING FISCAL PERIOD

	<i>Date</i>	<i>Statutory Authority</i>	<i>Beneficiary</i>	<i>Paid Attendance</i>	<i>Pari-Mutuel Handle</i>
Associated Outdoor Clubs, Inc.	9-10-74	550-03	Charity	5,033	\$ 335,256
	9-17-74	63,738	Univ. of Tampa	4,621	337,661
	9-24-74	550.08	Board of Regents	4,510	351,749
	9-25-74	550.035	Bicentennial Fund	4,031	310,571
Biscayne Kennel Club, Inc.	7-10-74	550-03	Barry College		
			Ch. 2, Knight Tr. Ctr.	8,400	694,032
	7-17-74	550-03	Univ. of Miami		
			United Fund	8,298	644,434
	8-14-74	550-08	Board of Regents	7,868	622,192
	8-21-74	74-18	Miami-Dade		
			Community College	7,471	584,290
	8-22-74	550-035	Bicentennial Fund	3,351	298,670
	12-24-74	550.03	Barry College		
			Ch. 2, Knight Tr. Ctr.	3,820	315,942
	12-26-74	550.03	United Fund-Dade Co.		
		Univ. of Miami	5,888	407,026	
12-31-74	550.08	Board of Regents	3,859	262,210	
1-02-75	74.18	Miami-Dade			
		Community College	5,234	400,398	
5-27-75	550.035	Bicentennial Fund	3,177	288,334	
Bonita-Ft. Myers Corporation	12-05-74	550-03	Charity	1,496	98,436
	12-12-74	550-08	Board of Regents	1,440	101,888
	12-19-74	550-03	Edison Comm. College	1,347	92,878
	12-26-74	550.035	Bicentennial Fund	3,340	146,232
Calder Race Course, Inc.	6-27-74	550-035	Bicentennial Fund	916	575,750
	7-11-74	550-035	Bicentennial Fund	904	551,007
	7-18-74	72-457	Board Public Instr.	913	551,220
	7-25-74	550-41(5)	Board of Regents	884	564,605
	8-01-74	550-41(5)	Board of Regents	867	555,921
	8-08-74	550-41(5)	Board of Regents	876	562,069
	8-15-74	550-41(5)	Board of Regents	924	536,558
	8-22-74	550-41(4)	Charity	853	515,092
	8-29-74	550-41(4)	Charity	940	541,610
	9-19-74	550-41(4)	Charity	915	569,690
	9-26-74	74-18	Miami-Dade		
			Community College	829	528,319
	10-03-74	550-41(4)	Charity	923	563,398
Dania Jai-Alai Palace, Inc.	12-09-74	550-035	Bicentennial Fund	3,940	165,412
	12-10-74	550-03	Charity	3,854	162,311
	12-12-74	550-03	Charity	3,798	166,167
	12-17-74	550-035	Bicentennial Fund	3,485	159,372
	12-19-74	550-08	Board of Regents	3,147	138,978
Daytona Beach Kennel Club, Inc.	9-03-74	550-03	Charity	2,180	172,450
	9-09-74	550-035	Bicentennial Fund	1,613	140,010
	9-10-74	550-03	Charity	2,459	170,941
	9-17-74	550-08	Board of Regents	2,158	144,310
Florida Downs and Turf Club, Inc.	1-14-75	67-620	Arts Council, Tampa	570	225,157
	1-21-75	63,738	Univ. of Tampa		
			Academic Scholarship	649	221,433
	1-30-75	550-03	Charity	789	312,634

	<i>Date</i>	<i>Statutory Authority</i>	<i>Beneficiary</i>	<i>Paid Attendance</i>	<i>Pari-Mutuel Handle</i>
	2-06-75	550-03	Charity	714	316,197
	2-13-75	61-995	Univ. of Tampa Athletic School	748	332,953
	2-21-75	550-035	Bicentennial Fund	654	257,257
	2-28-75	550-03	St. Petersburg Jr. Coll. Hillsborough Community Coll.	628	259,083
	3-04-75	550-08	Board of Regents	526	268,450
Florida Jai-Alai	12-17-74	550-035	Bicentennial Fund	1,637	80,250
	12-18-74	550-08	Board of Regents	1,631	82,531
	1-07-75	550-03	Charity	1,849	82,173
	1-08-75	550-03	Seminole Jr. College	1,928	85,667
	1-14-75	550-03	Charity	1,583	74,805
	1-16-75	550-03	Fla. A & M University	1,307	73,397
The Fronton, Inc.	1-02-75	HB 3281	Civic Opera of Palm Beach	3,452	154,767
	1-07-75	550-08	Board of Regents	2,249	116,938
	1-09-75	67-540	Fla. State University Palm Beach Jr. College Marymount College	2,804	145,932
	1-14-75	550-03	Charity	2,138	106,936
	1-16-75	550-03	Charity	3,049	143,644
Gulfstream Park Racing Assn. Inc.	4-21-75	550.035	Bicentennial Fund	5,743	929,007
	4-22-75*	72-457	Board Public Instr.	5,668	739,150
	4-23-75	550.08	Board of Regents	6,530	899,587
	4-24-75*	550.08	Board of Regents	5,983	811,197
	4-25-75*	74-18	Miami-Dade Community College	5,726	819,737
	4-26-75	550.03	Nova Univ. et al	9,602	1,326,416
	4-28-75*	550.03	Univ. of Miami & FIU	6,029	880,279
	4-29-75*	550.035	Bicentennial Fund	5,890	810,413
	4-30-75	550.03	Univ. of Miami	8,122	1,041,964
Investment Corporation of Palm Beach	1-07-75	550-08	Board of Regents	3,373	224,527
	1-14-75	550-03	Fla. Atlantic Univ. Palm Beach Jr. Coll. Marymount College	2,607	196,866
	1-21-75	550-03	Charity	3,139	207,120
	1-23-75	550-03	Charity	3,620	234,683
Investment Corporation of South Florida	12-17-74	550-03	Univ. of Miami United Fund	3,713	283,845
	12-24-74	550-08	Board of Regents	5,367	308,908
	12-31-74	550-035	Bicentennial Fund	4,990	337,631
	1-07-75	550-03	Nova University	5,533	355,996
	1-09-75	550-035	Bicentennial Fund	6,227	416,073
Jacksonville Kennel Club, Inc.	2-04-75	550-08	Board of Regents	3,199	213,696
	2-11-75	550-03	Jacksonville Univ. Ed. Waters College Fla. Jr. College	2,847	179,434
Jefferson County Kennel Club, Inc.	9-23-74	550-03	Monticello Opera Co.	1,320	88,697
	9-24-74	550-03	Charity	1,026	76,362
	9-25-74	550-08	Board of Regents	1,043	79,337
	9-26-74	550-03	Charity	1,113	85,889
Keys Racing Assn., Inc.	3-05-75	57-854	United Fund	629	31,800
	3-12-75	550-03	Florida Keys Community College	574	28,698
	3-19-75	550-08	Board of Regents	588	31,586

	<i>Date</i>	<i>Statutory Authority</i>	<i>Beneficiary</i>	<i>Paid Attendance</i>	<i>Pari-Mutuel Handle</i>
Miami Beach Kennel Club, Inc.	5-06-75	550-03	Charity	1,650	118,256
	5-08-75	550-03	Charity	1,915	131,872
	5-13-75	74-18	Miami-Dade Community College	1,850	130,714
	5-15-75	550-08	Board of Regents	1,922	145,908
Miami Jai-Alai, Inc.	12-24-74	550-03	Univ. Miami et. al.	7,431	274,326
	12-31-74	550-03	Univ. Miami et. al.	7,237	276,820
	1-07-75	550-03	Univ. of Miami & FIU	6,376	297,457
	1-08-75	74-18	Miami-Dade Jr. Coll.	6,801	299,036
	1-09-75	550-08	Board of Regents	6,942	287,394
	1-14-75	72-457	Board Public Instr.	5,404	257,254
	1-15-75	550-035	Bicentennial Fund	6,642	309,139
	1-16-75	550-035	Bicentennial Fund	7,304	330,182
Ocala Jai-Alai, Inc.	9-17-74	550-03	Charity	1,210	61,419
	9-19-74	550-03	Charity	1,228	65,149
	9-24-74	550-08	Board of Regents	1,050	56,119
	9-26-74	550-035	Bicentennial Fund	1,153	62,093
	10-01-74	550-035	Bicentennial Fund	1,115	60,215
Orange Park Kennel Club, Inc.	10-02-74	550-08	Board of Regents	2,426	159,696
	10-08-74	550-03	Jacksonville Univ.		
			Edward Waters College Florida Jr. College	2,261	150,193
Pensacola Greyhound Racing, Inc.	4-29-75	550-03	Greyhound Park Foundation	1,116	69,650
	5-06-75	550-08	Board of Regents	1,175	70,519
	5-13-75	550-03	P.G.P. Non-Sectarian Charities	1,102	72,983
			Bicentennial Fund	1,119	70,543
	5-27-75	550-03	Univ. of West Fla. Pensacola Jr. College	1,191	80,364
St. Petersburg Kennel Club, Inc.	1-07-75	550-08	Board of Regents	5,746	371,958
	1-09-75	550-03	Un. Way Pinellas Co.	6,245	403,158
	1-14-75	550-03	St. Petersburg Jr. Coll.	4,067	307,976
			Eckerd College	3,804	303,381
Sanford-Orlando Kennel Club, Inc.	12-17-74	550-08	Board of Regents	1,783	135,484
	12-31-74	550-03	Seminole Jr. College	2,305	114,585
	1-07-75	550-03	Charity	2,176	140,005
	1-14-75	550-035	Bicentennial Fund	1,729	113,362
	1-23-75	550-03	Sentinel Star Community Assoc.	2,457	154,374
Sarasota Kennel Club, Inc.	5-13-75	550-03	Charity	2,996	177,754
	5-19-75	550-035	Bicentennial Fund	2,100	163,791
	5-20-75	550-08	Board of Regents	2,790	178,993
	5-27-75	550-03	Manatee Jr. College New College	2,412	171,711
Seminole Park and Fairgrounds, Inc.	7-02-74	550-035	Bicentennial Fund	1,190	63,810
	6-10-75	550-03	Sentinel Star	1,163	70,416
Sports Palace, Inc.	6-05-74	550-08	Board of Regents	1,329	66,255
	6-12-74	550-03	Charity	1,406	71,785
	6-19-74	550-03	Charity	1,463	69,863
	6-26-74	550-035	Bicentennial Fund	1,605	76,977
	9-04-74	550-035	Bicentennial Fund	1,603	93,581
			Bicentennial Fund	1,603	93,581

	<i>Date</i>	<i>Statutory Authority</i>	<i>Beneficiary</i>	<i>Paid Attendance</i>	<i>Pari-Mutuel Handle</i>
Tampa Jai-Alai, Inc.	3-11-75	550-03	Charity	3,986	176,981
	3-18-75	550-03	Charity	3,513	170,059
	3-25-75	63-738	Univ. Tampa School	4,953	196,139
	4-01-75	61-995	Univ. Tampa Athletic	4,599	186,513
	4-08-75	550-035	Bicentennial Fund	3,115	168,128
	4-15-75	550-035	Bicentennial Fund	3,521	173,328
	4-22-75	67-620	St. Leo's College	3,255	159,102
	4-29-75	550-08	Board of Regents	2,661	140,156
5-06-75	67-620	Tampa Arts Council	2,962	152,568	
Tourists Attractions Inc.	12-23-74	550-03	Charity	3,618	214,543
	4-02-75	550-03	Charity	3,830	200,535
	4-03-75	550-08	Board of Regents	3,660	208,492
Tropical Park, Inc. at Calder	11-20-74*	550-03	Charity	1,068	1,088,229
	11-21-74	550-08	Board of Regents	957	822,536
	11-22-74	72-457	Board Public Instr.	1,061	835,738
	11-23-74	550-03	Charity	1,237	1,161,075
	11-25-74	74-18	Miami-Dade Community College	1,029	840,057
	11-26-74	550-035	Bicentennial Fund	986	726,077
	11-27-74	550-03	Univ. of Miami and F.I.U.	1,014	823,754
	11-29-74*	550-03	Charity	1,122	1,017,694
	11-30-74	550-03	Charity	1,369	1,193,057
Volusia Jai-Alai Inc.	6-03-75	550-08	Board of Regents	2,386	130,273
	6-04-75	550-035	Bicentennial Fund	2,566	131,876
	6-10-75	550-03	Charity	2,230	112,344
	6-11-75	550-03	Charity	2,520	120,786
Washington County Kennel Club, Inc.	5-06-75	550-08	Board of Regents	931	57,450
	5-07-75	550-035	Bicentennial Fund	812	56,590
	5-13-75	550-03	Bay County Cancer Fd. Washington County Cancer Fund	878	54,673
	5-20-75	550-03	Chipley Quarterback Club Vernon High School	973	59,436
West Flagler Associates, Ltd.	9-16-74	550-03	Charity	5,782	511,864
	9-18-74	550-03	Charity	6,149	536,598
	9-19-74	550-035	Bicentennial Fund	2,931	282,992
	9-25-74	74-18	Miami-Dade Community College	5,566	439,200
	9-26-74	550-035	Bicentennial Fund	2,650	265,692
	10-16-74	550-08	Board of Regents	5,317	457,150

*Denotes Days Held for Hialeah Park, Inc.

NOTE: These figures not included in the various statistical exhibits presented elsewhere in this report.

ASSOCIATED OUTDOOR CLUBS, INC.

P. O. Box 8096, Tampa, Florida 33604

Officers

William H. Johnston, Sr., *Chairman of the Board*
 John H. Hater, *President* C. W. Bidwill, Jr., *Asst. Treasurer*
 James J. Patton, *Vice-President* Harry J. Hater, Jr., *Treasurer*
 Robert E. Hater, Sr., *Assistant Secretary* Robert J. Hart, Sr., *Secretary*
 Frank L. Cowles, *Assistant Treasurer*
 Kenneth L. MacCready, *Assistant Secretary*

Directors

C. W. Bidwill, Jr. John H. Hater W. H. Johnston, Sr.
 R. J. Hart, Sr. Robert E. Hater, Sr. James J. Patton
 Harry J. Hater, Jr.

Dog Track - Tampa

104 Racing Days - Sept. 6, 1974 to Jan. 4, 1975, Incl. - 150 Performances

Pari-Mutuel Handle	\$60,470,301.00
Average Performance	403,135.34
Average Wager per Capita	71.36
<i>(Based on Taxable Admissions)</i>	
Total Paid Attendance	847,389
Average Paid Attendance per Performance	5,649
<i>Net Commission = 17% of P-M Handle less \$170.00 Track Allowance per Race</i>	

STATE REVENUE

3/17 of Net Commission (Counties)	\$ 1,760,109.03
2/17 of Net Commission (Old Age Assistance)	1,173,406.02
2/17 of Net Commission (Counties)	1,173,406.02
25% of Breaks (Counties)	54,088.17
75% of Breaks (Old Age Assistance)	162,266.46
Admission Tax (Counties)	90,672.44
	<u>\$ 4,413,948.14</u>
Occupational Licenses (Counties)	3,305.00
Kennel Names (Counties)	-
Total State Revenue	<u>\$ 4,417,253.14</u>

TRACK REVENUE

1,800 Races @ \$170.00 Allowance per Race	\$ 306,000.00
10/17 of Net Commission	5,867,030.10
Total Track Revenue (10.2%)	<u>\$ 6,173,030.10</u>

MISCELLANEOUS

Distributed to Public from P-M Handle (82.6%)	\$49,973,995.20
Distributed to Public from Track for Minus Pool	158.70
Total Distributed to Public	<u>\$49,974,153.90</u>

Seating Capacity: 5,575 - Parking: 2,040 spaces
 Overall Length of Track: 1,440 feet
 Length of Stretch: 210 feet - Width of Track: 18 feet
 Equipment: Single, Outside Lure; American Totalisator

BISCAYNE KENNEL CLUB, INC.

817 Dade Federal Building, Miami, Florida 33131

Officers

James C. Knight, *President* Ellen K. Whiteside, *Exec. Vice-President & Secretary*
 Charles E. Jordon, *Treasurer* Charles N. Leigh, *Vice-President*
 Eliz D. Grisillo, *Assistant Secretary*

Directors

Marilyn A. West	Charles N. Leigh	Ellen W. Spitzer
Charles E. Jordan	Nancy Adams	Ellen K. Whiteside
James C. Knight	Robert M. McDanald	Atwood Dunwody

Dog Track - Miami

51 Racing Days -	Nov. 7, 1974 to Jan. 9, 1975, Incl.	- 77 Performances
<u>103</u>	May 1, 1975 to June 30, 1974	<u>152</u>
154		329

Pari-Mutuel Handle	\$120,451,312.00
Average Performance	366,113.41
Average Wager per Capita	80.54
<i>(Based on Taxable Admissions)</i>	
Total Paid Attendance	1,495,622
Average Paid Attendance per Performance	4,546
<i>Net Commission = 17% of P-M Handle less \$170.00 Track Allowance per Race</i>	
<i>(17.4% Effective 5/30/75)</i>	

STATE REVENUE

3/17 of Net Commission (Counties)	\$ 3,531,129.36
2/17 of Net Commission (Old Age Assistance)	2,354,086.24
*.004 of Net Commission (General Revenue Fund)	88,018.45
2/17 of Net Commission (Counties)	2,354,086.24
25% of Breaks (Counties)	106,076.91
75% of Breaks (Old Age Assistance)	318,232.88
Admission Tax (Counties)	167,078.39
	<u>\$ 8,918,708.47</u>
Occupational Licenses (Counties)	8,122.00
Kennel Names (Counties)	350.00
Total State Revenue	<u><u>\$ 8,927,180.47</u></u>

TRACK REVENUE

2,747 Races @ \$170.00 Allowance per Race	\$ 466,990.00
10/17 of Net Commission	11,770,431.20
Total Track Revenue (10.2%)	<u><u>\$ 12,237,421.20</u></u>

MISCELLANEOUS

Distributed to Public from P-M Handle (82.6%)	\$ 99,462,260.72
Distributed to Public from Track for Minus Pool	403.48
Total Distributed to Public	<u><u>\$ 99,462,664.20</u></u>

*Additional Takeout as of 5/30/75

Seating Capacity: - 8,500 - Parking: 6,500 spaces
 Overall Length of Track: 1,485 feet
 Length of Stretch: 352 feet - Width of Track: 19 feet
 Equipment: Double, Inside Lure: American Totalisator

BONITA-FT. MYERS CORPORATION
P. O. Box 250, Bonita Springs, Florida 33923

Officers

Paul Lewin, *President*

George M. Simon, *Secretary-Treasurer*

Directors

David Hecht

Paul Lewin

George M. Simon

Dog Track – Bonita Springs

105 Racing Days – Nov. 29, 1974 to May 5, 1974, Incl. – 155 Performances

Pari-Mutuel Handle	\$18,915,474.00
Average Performance	122,035.32
Average Wager per Capita	57.42
<i>(Based on Taxable Admissions)</i>	
Total Paid Attendance	329,399
Average Paid Attendance per Performance	2,125
<i>Net Commission = 17% of P-M Handle less \$170.00 Track Allowance per Race</i>	

STATE REVENUE

3/17 of Net Commission (Counties)	\$ 511,664.22
2/17 of Net Commission (Old Age Assistance)	341,109.48
2/17 of Net Commission (Counties)	341,109.48
25% of Breaks (Counties)	20,595.91
75% of Breaks (Old Age Assistance)	61,789.27
Admission Tax (Counties)	39,067.76
	<hr/>
	\$ 1,315,336.12
Occupational Licenses (Counties)	2,174.50
Kennel Names (Counties)	150.00
	<hr/>
Total State Revenue	\$ 1,317,660.62

TRACK REVENUE

1,860 Races @ \$170.00 Allowance per Race	\$ 316,200.00
10/17 of Net Commission	1,705,547.40
	<hr/>
Total Track Revenue (10.7%)	\$ 2,021,747.40

MISCELLANEOUS

Distributed to Public from P-M Handle (82.6%)	\$15,617,458.24
Distributed to Public from Track for Minus Pool	523.76
	<hr/>
Total Distributed to Public	\$15,617,982.00

Seating Capacity: 1,500 – Parking: 1,500 spaces
Overall Length of Track: 1,650 feet
Length of Stretch: 250 feet – Width of Track: 18 feet
Equipment: Single, Inside Lure; American Totalisator

DAYTONA BEACH KENNEL CLUB, INC.
P. O. Box 2360, Daytona Beach, Florida 32015

Officers

John G. Masoni, <i>President</i>	F. D. Littlefield, <i>Assistant Secretary</i>
Robert Entis, <i>Secretary</i>	J. M. Jacobs, <i>Vice-President</i>
Max W. Jacobs, <i>Treasurer</i>	

Directors

John G. Masoni	Max W. Jacobs	Jeremy M. Jacobs
	Robert Entis	Carl Zipfel

Dog Track – Daytona Beach		
76 Racing Days –	July 1, 1974 to Sept. 30, 1974, Incl.	– 115 Performances
4	June 26, 1975 to June 30, 1975	6
80		121

Pari-Mutuel Handle	\$27,529,039.00
Average Performance	227,512.72
Average Wager per Capita	70.07
<i>(Based on Taxable Admissions)</i>	
Total Paid Attendance	392,887
Average Paid Attendance per Performance	3,247
Net Commission = 17% of P-M Handle less \$170.00 Track Allowance per Race <i>(17.4% Effective 6/26/75)</i>	

STATE REVENUE

3/17 of Net Commission (Counties)	\$ 782,311.17
2/17 of Net Commission (Old Age Assistance)	521,540.78
*.004 of Net Commission (General Revenue Fund)	5,947.92
2/17 of Net Commission (Counties)	521,540.78
25% of Breaks (Counties)	25,392.86
75% of Breaks (Old Age Assistance)	76,180.55
Admission Tax (Counties)	46,339.91
	\$ 1,979,253.97
Occupational Licenses (Counties)	3,635.00
Kennel Names (Counties)	350.00
	\$ 1,983,238.97

TRACK REVENUE

1,452 Races @ \$170.00 Allowance per Race	\$ 246,840.00
10/17 of Net Commission	2,607,703.90
	\$ 2,854,543.90

MISCELLANEOUS

Distributed to Public from P-M Handle (82.6%)	\$22,741,581.04
Distributed to Public from Track for Minus Pool	2,434.86
	\$22,744,015.90

*Additional Takeout as of 5/30/75

Seating Capacity: 3,600 – Parking: 2,800 spaces

Overall Length of Track: 1,320 feet

Length of Stretch: 475 feet – Width of Track: 22 feet

Equipment: Single, Inside Lure; Automatic Totalisators, Ltd.

INVESTMENT CORPORATION OF PALM BEACH

P. O. Box 790, West Palm Beach, Florida 33402

Officers

John E. Boggiano, <i>President</i>	John J. Rooney, <i>Treasurer</i>
Timothy J. Rooney, <i>Vice-President</i>	Patrick J. Rooney, <i>Secretary</i>
George W. Green, <i>Assistant Secretary</i>	

Directors

Arthur J. Rooney, Sr.	John J. Rooney	Patrick J. Rooney
Timothy J. Rooney	Dan M. Rooney	Arthur J. Rooney, Jr.
John E. Boggiano		Phil D. O'Connell, Sr.

Dog Track - West Palm Beach

105 Racing Days - Jan. 2, 1975 to May 12, 1975, Incl. - 139 Performances

Pari-Mutuel Handle	\$37,808,788.00
Average Performance	272,005.67
Average Wager per Capita	65.17
<i>(Based on Taxable Admissions)</i>	
Total Paid Attendance	580,179
Average Paid Attendance per Performance	4,174
<i>Net Commission = 17% of P-M Handle less \$170.00 Track Allowance per Race</i>	

STATE REVENUE

3/17 of Net Commission (Counties)	\$ 1,084,223.64
2/17 of Net Commission (Old Age Assistance)	722,815.76
2/17 of Net Commission (Counties)	722,815.76
25% of Breaks (Counties)	35,290.51
75% of Breaks (Old Age Assistance)	105,873.63
Admission Tax (Counties)	63,234.78
	\$ 2,734,254.08
Occupational Licenses (Counties)	3,380.47
Kennel Names (Counties)	-
Total State Revenue	\$ 2,737,634.55

TRACK REVENUE

1,668 Races @ \$170.00 Allowance per Race	\$ 283,560.00
10/17 of Net Commission	3,614,078.80
Total Track Revenue (10.3%)	\$ 3,897,638.80

MISCELLANEOUS

Distributed to Public from P-M Handle (82.6%)	\$31,240,129.90
Distributed to Public from Track for Minus Pool	94.90
Total Distributed to Public	\$31,240,224.80

Seating Capacity: 4,400 - Parking: 2,700 spaces
 Overall Length of Track: 1,320 feet
 Length of Stretch: 250 feet - Width of Track: 18 feet
 Equipment: Single, Inside Lure; Automatic Totalisators, Ltd.

INVESTMENT CORPORATION OF SOUTH FLORIDA

P. O. Box 2007, Hollywood, Florida 33022

Officers

Marion E. Silbey, *President* Perrine Palmer, *Secretary-Treasurer*
 Thomas M. Lynch, III, *Vice-President*

Directors

Marion E. Sibley Thomas M. Lynch, III Perrine Palmer
 Frederick L. Van Lennep J. Donald Ortit

Dog Track - Hollywood

105 Racing Days - Nov. 30, 1974 to April 8, 1975, Incl. - 155 Performances

Pari-Mutuel Handle	\$71,236,499.00
Average Performance	459,590.32
Average Wager per Capita	69.42
<i>(Based on Taxable Admissions)</i>	
Total Paid Attendance	1,026,234
Average Paid Attendance per Performance	6,621
<i>Net Commission = 17% of P-M Handle less \$170.00 Track Allowance per Race</i>	

STATE REVENUE

3/17 of Net Commission (Counties)	\$ 2,081,294.97
2/17 of Net Commission (Old Age Assistance)	1,387,529.98
2/17 of Net Commission (Counties)	1,387,529.98
25% of Breaks (Counties)	60,832.78
75% of Breaks (Old Age Assistance)	182,500.59
Admission Tax (Counties)	128,460.38
	<u>\$ 5,228,148.68</u>
Occupational Licenses (Counties)	3,590.00
Kennel Names (Counties)	50.00
Total State Revenue	<u>\$ 5,231,788.68</u>

TRACK REVENUE

1,860 Races @ \$170.00 Allowance per Race	\$ 316,200.00
10/17 of Net Commission	6,937,649.90
Total Track Revenue (10.2%)	<u>\$ 7,253,849.90</u>

MISCELLANEOUS

Distributed to Public from P-M Handle (82.7%)	\$58,882,960.80
Distributed to Public from Track for Minus Pool	288.80
Total Distributed to Public	<u>\$58,883,249.60</u>

Seating Capacity: 4,690 - Parking: 5,000 spaces
 Overall Length of Track: 1,320 feet
 Length of Stretch: 300 feet - Width of Track: 22 feet
 Equipment: Single, Inside Lure; American Totalisator

JACKSONVILLE KENNEL CLUB, INC.
P. O. Box 1895, Jacksonville, Florida 32201

Officers

James J. Patton, *President* R. J. Hart, Sr., *Secretary-Treasurer*
Donald W. Howell, *Vice President* John A. Rush, Sr., *Asst. Secretary-Treasurer*

Directors

W. H. Johnston, Sr. R. J. Hart, Sr. John J. Patton
James J. Patton Carl T. Hoffman C. W. Bidwill
Donald W. Howell W. H. Johnston, Jr. John A. Rush, Sr.

Dog Track – Jacksonville

100 Racing Days – Feb. 3, 1975 to May 31, 1975, Incl. – 118 Performances

Pari-Mutuel Handle	\$31,049,644.00
Average Performance	263,132.58
Average Wager per Capita	68.47
<i>(Based on Taxable Admissions)</i>	
Total Paid Attendance	453,445
Average Paid Attendance per Performance	3,843
<i>Net Commission = 17% of P-M Handle less \$170.00 Track Allowance per Race</i>	
<i>(17.4% Effective 5/30/75)</i>	

STATE REVENUE

3/17 of Net Commission (Counties)	\$ 889,009.32
2/17 of Net Commission (Old Age Assistance)	592,672.88
*.004 of Net Commission (General Revenue Fund)	4,251.52
2/17 of Net Commission (Counties)	592,672.88
25% of Breaks (Counties)	26,178.10
75% of Breaks (Old Age Assistance)	78,536.32
Admission Tax (Counties)	48,716.02
	\$ 2,232,037.04
Occupational Licenses (Counties)	584.00
Kennel Names (Counties)	—
Total State Revenue	\$ 2,232,621.04

TRACK REVENUE

1,416 Races @ \$170.00 Allowance per Race	\$ 240,720.00
10/17 of Net Commission	2,963,364.40
Total Track Revenue (10.3%)	\$ 3,204,084.40

MISCELLANEOUS

Distributed to Public from P-M Handle (82.6%)	\$25,662,238.58
Distributed to Public from Track for Minus Pool	319.62
Total Distributed to Public	\$25,662,558.20

*Additional Takeout as of 5/30/75

Seating Capacity: 2,700 – Parking: 2,500 spaces
Overall Length of Track: 1,410 feet
Length of Stretch: 350 feet – Width of Track: 19 feet
Equipment: Single, Outside Lure; American Totalisator

JEFFERSON COUNTY KENNEL CLUB, INC.

P. O. Box 400, Monticello, Florida 32344

Officers

Steve Andris, *President & General Manager*
 M. Howard Williams, *Vice-President* Stuart Simpson, *Second Vice-President*
 Andy Andris, *Secretary-Treasurer*

Directors

Andy Andris Fred E. Deeb Stuart Simpson
 Steve Andris W. C. Hawkins M. Howard Williams

Dog Track - Monticello

57 Racing Days -	July 1, 1974 to Sept. 4, 1974, Incl.	- 69 Performances
23	Sept. 5, 1974 to Oct. 5, 1974	28
8	June 21, 1975 to June 30, 1975	9
<u>88</u>		<u>106</u>

Pari-Mutuel Handle	\$11,844,910.00
Average Performance	111,744.00
Average Wager per Capita	70.72
<i>(Based on Taxable Admissions)</i>	
Total Paid Attendance	167,482
Average Paid Attendance per Performance	1,580
<i>Net Commission = 17% of P-M Handle less \$170.00 Track Allowance per Race</i>	
<i>(17.4% Effective 6/21/75)</i>	

STATE REVENUE

3/17 of Net Commission (Counties)	\$ 317,187.30
2/17 of Net Commission (Old Age Assistance)	211,458.20
*.004 of Net Commission (General Revenue Fund)	4,272.45
2/17 of Net Commission (Counties)	211,458.20
25% of Breaks (Counties)	11,368.14
75% of Breaks (Old Age Assistance)	34,106.27
Admission Tax (Counties)	18,197.11
	<u>\$ 808,047.67</u>
Occupational Licenses (Counties)	2,455.25
Kennel Names (Counties)	150.00
Total State Revenue	<u>\$ 810,652.92</u>

TRACK REVENUE

1,272 Races @ \$170.00 Allowance per Race	\$ 216,240.00
10/17 of Net Commission	1,057,291.00
Total Track Revenue (10.8%)	<u>\$ 1,273,531.00</u>

MISCELLANEOUS

Distributed to Public from P-M Handle (82.6%)	\$ 9,781,528.44
Distributed to Public from Track for Minus Pool	85.66
Total Distributed to Public	<u>\$ 9,781,614.10</u>

*Additional Takeout as of 5/30/75

Seating Capacity: 2,000 – Parking: 1,000 spaces
Overall Length of Track: 1,590 feet
Length of Stretch: 300 feet – Width of Track: 20 feet
Equipment: Single, Inside Lure; American Totalisator

KEYS RACING ASSOCIATION, LTD.
P. O. Box 2451, Key West, Florida 33040

General Partner

Pensacola Greyhound Racing, Inc.

Limited Partners

George Coury Estate of Joseph E. Carney, Sr. George Kastenbaum

Officers

Joseph E. Carney, Jr., *President* Joshua J. Segal, *Vice-President*
James H. Look, *Secretary* Dr. Thomas F. Carney, *Treasurer*

Directors

Dr. Thomas F. Carney Joseph E. Carney, Jr. James H. Look
Abe Levin Joshua J. Segal

Dog Track - Key West

105 Racing Days - Dec. 5, 1974 to April 14, 1975, Incl. - 122 Performances

Pari-Mutuel Handle	\$4,016,976.00
Average Performance	32,926.03
Average Wager per Capita	51.30
<i>(Based on Taxable Admissions)</i>	
Total Paid Attendance	78,297
Average Paid Attendance per Performance	642
<i>Net Commission = 17% of P-M Handle less \$170.00 Track Allowance per Race</i>	

STATE REVENUE

3/17 of Net Commission (Counties)	\$ 76,514.58
2/17 of Net Commission (Old Age Assistance)	51,009.72
2/17 of Net Commission (Counties)	50,549.72
25% of Breaks (Counties)	4,850.81
75% of Breaks (Old Age Assistance)	14,553.79
Admission Tax (Counties)	8,127.90
	<hr/>
	\$ 205,606.52
Occupational Licenses (Counties)	903.00
Kennel Names (Counties)	-
	<hr/>
Total State Revenue	<u>\$ 206,509.52</u>

TRACK REVENUE

46 Races on a Sliding Scale	\$ 488.92
1,401 Races @ \$170.00 Allowance per Race	238,170.00
10/17 of Net Commission	266,152.98
	<hr/>
Total Track Revenue (12.6%)	<u>\$ 504,811.90</u>

MISCELLANEOUS

Distributed to Public from P-M Handle (82.5%)	\$3,314,685.48
Distributed to Public from Track for Minus Pool	27.92
	<hr/>
Total Distributed to Public	<u>\$3,314,713.40</u>

Seating Capacity: 550 – Parking: 400 spaces
Overall Length of Track: 1,320 feet
Length of Stretch: 175 feet – Width of Track: 19 feet
Equipment: Single, Inside Lure; American Totalisator

PENSACOLA GREYHOUND RACING, INC.

P. O. Box 803, Pensacola, Florida 32502

Officers

Joseph E. Carney, Jr., *President*
James H. Look, *Secretary*

Dr. Thomas F. Carney, *Treasurer*
Joshua J. Segal, *Vice President*

Directors

Joseph E. Carney, Jr.
Dr. Thomas F. Carney

James H. Look

Abe Levin
Joshua J. Segal

Dog Track – Pensacola

46 Racing Days –	July 1, 1974 to Sept. 2, 1974, Incl.	–	66 Performances
15	Sept. 6, 1974 to Oct. 11, 1974		25
43	April 25, 1975 to June 30, 1975		63
<hr/>			<hr/>
104			154

Pari-Mutuel Handle	\$15,002,653.00
Average Performance	97,419.82
Average Wager per Capita	69.03
<i>(Based on Taxable Admissions)</i>	
Total Paid Attendance	217,331
Average Paid Attendance per Performance	1,411
<i>Net Commission = 17% of P-M Handle less \$170.00 Track Allowance per Race</i>	
<i>(17.4% Effective 5/30/75)</i>	

STATE REVENUE

3/17 of Net Commission (Counties)	\$ 394,639.59
2/17 of Net Commission (Old Age Assistance)	263,093.06
*.004 of Net Commission (General Revenue Fund)	13,880.86
2/17 of Net Commission (Counties)	263,093.06
25% of Breaks (Counties)	16,350.82
75% of Breaks (Old Age Assistance)	49,054.77
Admission Tax (Counties)	28,660.25
	<hr/>
	\$ 1,028,772.41
Occupational Licenses (Counties)	3,598.00
Kennel Names (Counties)	300.00
	<hr/>
Total State Revenue	\$ 1,032,670.41

TRACK REVENUE

1,848 Races @ \$170.00 Allowance per Race	\$ 314,160.00
10/17 of Net Commission	1,315,465.30
	<hr/>
Total Track Revenue (10.9%)	\$ 1,629,625.30

MISCELLANEOUS

Distributed to Public from P-M Handle (82.5%)	\$12,372,915.54
Distributed to Public from Track for Minus Pool	207.36
	<hr/>
Total Distributed to Public	\$12,373,122.90

*Additional Takeout as of 5/30/75

Seating Capacity: 1,700 – Parking: 1,500 spaces
Overall Length of Track: 1,320 feet
Length of Stretch: 195 feet – Width of Track: 23 feet
Equipment: Single, Inside Lure; American Totalisator

ST. PETERSBURG KENNEL CLUB, INC.
10490 Gandy Boulevard, St. Petersburg, Florida 33702

Officers

Otto L. Weaver, <i>Chairman of the Board</i>	A. D. Weaver, <i>President</i>
Mrs. Pearl Hankins, <i>Vice-President</i>	Joyce W. Brooks, <i>Vice President</i>
A. V. Weaver, Jr., <i>Vice President & Secretary-Treasurer</i>	
William B. Heindel, <i>Assistant Secretary-Treasurer</i>	

Directors

Joyce W. Brooks	Glenn E. Loughridge	A. D. Weaver
Paul A. Laughner	A. V. Weaver, Jr.	Otto L. Weaver
	Mrs. Pearl Hankins	

Dog Track – St. Petersburg

101 Racing Days – Jan. 6, 1975 to May 7, 1975, Incl. – 151 Performances

Pari-Mutuel Handle	\$61,426,014.00
Average Performance	406,794.79
Average Wager per Capita	65.48
<i>(Based on Taxable Admissions)</i>	
Total Paid Attendance	938,118
Average Paid Attendance per Performance	6,213
<i>Net Commission = 17% of P-M Handle less \$170.00 Track Allowance per Race</i>	

STATE REVENUE

3/17 of Net Commission (Counties)	\$ 1,788,420.42
2/17 of Net Commission (Old Age Assistance)	1,192,280.28
2/17 of Net Commission (Counties)	1,192,280.28
25% of Breaks (Counties)	64,977.55
75% of Breaks (Old Age Assistance)	194,935.03
Admission Tax (Counties)	106,273.11
	\$ 4,539,166.67
Occupational Licenses (Counties)	2,816.00
Kennel Names (Counties)	50.00
	\$ 4,542,032.67

TRACK REVENUE

1,812 Races @ \$170.00 Allowance per Race	\$ 308,040.00
10/17 of Net Commission	5,961,401.40
	\$ 6,269,441.40

MISCELLANEOUS

Distributed to Public from P-M Handle (82.6%)	\$50,723,679.04
Distributed to Public from Track for Minus Pool	6.76
	\$50,723,685.80

Seating Capacity: 6,200 – Parking: 3,200 spaces
 Overall Length of Track: 1,320 feet
 Length of Stretch: 224 feet – Width of Track: 21 feet
 Equipment: Single, Inside Lure; Automatic Totalisators, Ltd.

SANFORD-ORLANDO KENNEL CLUB, INC.
Longwood, Florida 32750

Officers

Mrs. Katherine M. Nichols, *President*
Miss Mary M. Kelly, *Exec. Vice-President & Treasurer*
Miss Catherine M. Kelly, *Asst. Secretary & Asst. Treasurer*
Jack G. Collins, *Vice-President & Secretary*

Directors

Miss Mary M. Kelly Mrs. Katherine M. Nichols Jerry Collins

Dog Track – Longwood

105 Racing Days – Dec. 13, 1974 to April 21, 1975, Incl. – 155 Performances

Pari-Mutuel Handle	\$28,790,415.00
Average Performance	185,744.61
Average Wager per Capita	63.03
<i>(Based on Taxable Admissions)</i>	
Total Paid Attendance	456,797
Average Paid Attendance per Performance	2,947
<i>Net Commission = 17% of P-M Handle less \$170.00 Track Allowance per Race</i>	

STATE REVENUE

3/17 of Net Commission (Counties)	\$ 807,912.45
2/17 of Net Commission (Old Age Assistance)	538,608.30
2/17 of Net Commission (Counties)	538,608.30
25% of Breaks (Counties)	25,702.16
75% of Breaks (Old Age Assistance)	77,108.72
Admission Tax (Counties)	50,348.09
	\$ 2,038,288.02
Occupational Licenses (Counties)	1,874.75
Kennel Names (Counties)	100.00
Total State Revenue	\$ 2,040,262.77

TRACK REVENUE

1,860 Races @ \$170.00 Allowance per Race	\$ 316,200.00
10/17 of Net Commission	2,693,041.50
Total Track Revenue (10.5%)	\$ 3,009,241.50

MISCELLANEOUS

Distributed to Public from P-M Handle (82.6%)	\$23,793,233.57
Distributed to Public from Track for Minus Pool	37.63
Total Distributed to Public	\$23,793,271.20

Seating Capacity: 2,700 – Parking: 4,000 spaces
Overall Length of Track: 1,320 feet
Length of Stretch: 322 feet – Width of Track: 18 feet
Equipment: Double, Inside Lure; Automatic Totalisators, Ltd.

SARASOTA KENNEL CLUB, INC.
5400 Bradenton Road, Sarasota, Florida 33580

Officers

Gus V. Widen, *President* Jack G. Collins, *Vice-President*
Jerry Collins, *Secretary-Treasurer*

Directors

Gus V. Widen Jerry Collins
Elon C. Robison Jack G. Collins

Dog Track – Sarasota

57 Racing Days –	July 1, 1974 to Sept. 5, 1974, Incl. –	87 Performances
44	May 8, 1975 to June 30, 1975	65
101		152

Pari-Mutuel Handle	\$34,421,016.00
Average Performance	226,454.05
Average Wager per Capita	71.52
<i>(Based on Taxable Admissions)</i>	
Total Paid Attendance	481,253
Average Paid Attendance per Performance	3,166
<i>Net Commission = 17% of P-M Handle less \$170.00 Track Allowance per Race</i>	
<i>(17.4% Effective 5/30/75)</i>	

STATE REVENUE

3/17 of Net Commission (Counties)	\$ 977,910.48
2/17 of Net Commission (Old Age Assistance)	651,940.32
*.004 of Net Commission (General Revenue Fund)	37,896.16
2/17 of Net Commission (Counties)	651,940.32
25% of Breaks (Counties)	32,449.48
75% of Breaks (Old Age Assistance)	97,350.70
Admission Tax (Counties)	55,241.63
	\$ 2,504,729.09
Occupational Licenses (Counties)	4,431.00
Kennel Names (Counties)	300.00
Total State Revenue	\$ 2,509,460.09

TRACK REVENUE

1,824 Races @ \$170.00 Allowance per Race	\$ 310,080.00
10/17 of Net Commission	3,259,701.60
Total Track Revenue (10.4%)	\$ 3,569,781.60

MISCELLANEOUS

Distributed to Public from P-M Handle (82.5%)	\$28,401,746.94
Distributed to Public from Track for Minus Pool	64.96
Total Distributed to Public	\$28,401,811.90

*Additional Takeout as of 5/30/75

Seating Capacity: 3,000 – Parking: 2,500 spaces
Overall Length of Track: 1,320 feet
Length of Stretch: 330 feet – Width of Track: 22 feet
Equipment: Double, Inside Lure; American Totalisator

WEST FLAGLER ASSOCIATES, LTD.
P. O. Box 35-460, Miami, Florida 33135

General Partners

Barbara Hecht
Florence Hecht

Sidney Lefcourt

David S. Hecht
Isabelle H. Amdur

Dog Track - Miami

2 Racing Days -	July 1, 1974 to July 2, 1974, Incl.	- 3 Performances
50	Sept. 5, 1974 to Nov. 6, 1974	77
52		80

Pari-Mutuel Handle	\$40,816,364.00
Average Performance	510,204.55
Average Wager per Capita	84.99
<i>(Based on Taxable Admissions)</i>	
Total Paid Attendance	480,277
Average Paid Attendance per Performance	6,003
<i>Net Commission = 17% of P-M Handle less \$170.00 Track Allowance per Race</i>	

STATE REVENUE

3/17 of Net Commission (Counties)	\$ 1,195,720.92
2/17 of Net Commission (Old Age Assistance)	797,147.28
2/17 of Net Commission (Counties)	797,147.28
25% of Breaks (Counties)	37,269.52
75% of Breaks (Old Age Assistance)	111,809.18
Admission Tax (Counties)	51,917.98
	\$ 2,991,012.16
Occupational Licenses (Counties)	1,983.00
Kennel Names (Counties)	-
Total State Revenue	\$ 2,992,995.16

TRACK REVENUE

959 Races @ \$170.00 Allowance per Race	\$ 163,030.00
10/17 of Net Commission	3,985,736.40
Total Track Revenue (10.16%)	\$ 4,148,766.40

MISCELLANEOUS

Distributed to Public from P-M Handle (82.6%)	\$33,728,503.42
Distributed to Public from Track for Minus Pool	53.58
Total Distributed to Public	\$33,728,557.00

Seating Capacity: 7,738 - Parking: 6,454 spaces
 Overall Length of Track: 1,320 feet
 Length of Stretch: 334 feet - Width of Track: 21 feet
 Equipment: Double, Inside Lure; Automatic Totalisators, Ltd.

FLORIDA JAI-ALAI, INC.
P. O. Box 107, Fern Park, Florida 32730

Officers

Stephen A. Calder, *President-Treasurer* Gordon E. Hulbert, *Vice-President-Secretary*

Directors

Stephen A. Calder Gordon E. Hulbert Andrew Carraway
Joseph Benner Peter Moser Norman Johnson

Jai-Alai – Fern Park

105 Playing Days – Oct. 1, 1974 to Feb. 10, 1975, Incl. – 155 Performances

Pari-Mutuel Handle	\$18,891,690.00
Average Performance	121,881.87
Average Wager per Capita	48.97
<i>(Based on Taxable Admissions)</i>	
Total Paid Attendance	385,802
Average Paid Attendance per Performance	2,489

STATE REVENUE

3% of P-M Handle (Counties)	\$ 566,750.70
2% of P-M Handle (Old Age Assistance)	377,833.80
50% of Breaks (Old Age Assistance)	20,874.19
Admission Tax (Counties)	49,133.35
	\$ 1,014,592.04
Occupational Licenses (Counties)	1,022.25
Total State Revenue	\$ 1,015,614.29

FRONTON REVENUE

12% of P-M Handle	\$ 2,267,002.80
50% of Breaks	20,871.59
Total Fronton Revenue (12.1%)	\$ 2,287,874.39

MISCELLANEOUS

Distributed to Public from P-M Handle (82.7%)	\$15,638,356.92
Distributed to Public from Fronton for Minus Pool	1.78
Total Distributed to Public	\$15,638,358.70

Seating Capacity: 2,038 – Parking: 1,200 spaces
Height of Overhead: 48 feet
Length of Court: 177 feet – Width of Court: 50 feet
Equipment: Automatic Totalisators, Ltd.

FORT PIERCE JAI-ALAI
P. O. Box 4045, Fort Pierce, Florida 33450

Officers

L. Stanley Berenson, <i>President</i>		Louis S. Weinberg, <i>Secretary</i>
John B. Callahan, <i>Treasurer &</i>		Theodore I. Libby, <i>Exec. Vice-President</i>
<i>Chairman of the Board</i>	Frederick R. Wallace, <i>Controller & Vice-President</i>	
	William C. Worley, <i>Vice-President</i>	

Directors

Louis Stanley Berenson	Theodore I. Libby	Reuben B. Gryzmish
Benjamin A. Trustman	Louis S. Weinberg	Milton G. Green
William C. Worley	Edward A. Colpak	Thomas H. Lee
Doris P. Dunne	Sumner H. Rogers	William H. Allen
Harry P. Shriner	Alan R. Trustman	John B. Callahan

Jai-Alai - Fort Pierce

81 Playing Days -	July 1, 1974 to Oct. 2, 1974, Incl.	- 121 Performances
46	May 8, 1975 to June 30, 1975	68
127		189

Pari-Mutuel Handle	\$14,248,845.00
Average Performance	75,390.71
Average Wager per Capita	54.68
<i>(Based on Taxable Admissions)</i>	
Total Paid Attendance	260,597
Average Paid Attendance per Performance	1,379

STATE REVENUE

3% of P-M Handle (Counties)	\$ 427,465.35
2% of P-M Handle (Old Age Assistance)	284,976.90
*.004 of P-M Handle (General Revenue Fund)	12,103.97
50% of Breaks (Old Age Assistance)	16,657.30
Admission Tax (Counties)	33,860.61
	\$ 775,064.13
Occupational Licenses (Counties)	1,534.00
Total State Revenue	\$ 776,598.13

FRONTON REVENUE

12% of P-M Handle	\$ 1,709,861.40
50% of Breaks	16,650.92
Total Fronton Revenue (12.1%)	\$ 1,726,512.32

MISCELLANEOUS

Distributed to Public from P-M Handle (82.7%)	\$11,781,129.16
Distributed to Public from Fronton for Minus Pool	5.44
Total Distributed to Public	\$11,781,134.60

*Additional Takeout as of 5/30/75

Seating Capacity: 2,653 – Parking: 1,571 spaces

Height of Overhead: 40 feet

Length of Court: 175 feet 11 inches – Width of Court: 50 feet

Equipment: Automatic Totalisators, Ltd.

MIAMI JAI-ALAI, INC.
 3500 N. W. 37th Avenue, Miami, Florida 33142

Officers

L. Stanley Berenson, *President*
 John B. Callahan, *Chairman of the Board & Treasurer*
 Louis S. Weinberg, *Secretary*
 Theodore I. Libby, *Executive Vice-President*
 Frederick R. Wallace, *Controller & Vice-President*

Directors

Theodore I. Libby	William C. Worley	L. Stanley Berenson
Sumner H. Rogers	Benjamin A. Trustman	Louis S. Weinberg
William H. Allen, Jr.	Thomas H. Lee	Edward A. Colpak
Alan R. Trustman	John B. Callahan	Milton G. Green
	Harry B. Shriner	Doris P. Dunne

Jai-Alai - Miami

105 Playing Days - Dec. 19, 1974 to April 29, 1975, Incl. - 155 Performances

Pari-Mutuel Handle	\$47,411,713.00
Average Performance	305,882.02
Average Wager per Capita	46.56
<i>(Based on Taxable Admissions)</i>	
Total Paid Attendance	1,018,378
Average Paid Attendance per Performance	6,570

STATE REVENUE

3% of P-M Handle (Counties)	\$ 1,422,351.39
2% of P-M Handle (Old Age Assistance)	948,234.26
50% of Breaks (Old Age Assistance)	45,911.61
Admission Tax (Counties)	153,215.02
	\$ 2,569,712.28
Occupational Licenses (Counties)	2,646.00
Total State Revenue	\$ 2,572,358.28

FRONTON REVENUE

12% of P-M Handle	\$ 5,689,405.56
50% of Breaks	45,910.78
Total Fronton Revenue (12.1%)	\$ 5,735,316.34

MISCELLANEOUS

Total Distributed to Public from P-M Handle (82.8%)	\$39,259,899.40
---	-----------------

Seating Capacity: 6,823 - Parking: 4,000 spaces
 Height of Overhead: 40 feet
 Length of Court: 176 feet - Width of Court: 50 feet
 Equipment: Automatic Totalisators, Ltd.

OCALA JAI-ALAI, INC.

P. O. Box 548, Orange Lake, Florida 32681

Officers

L. Stanley Berenson, *President*
 John B. Callahan, *Chairman of the Board & Treasurer*
 Ernest Gilbert, Jr., *Vice-President* Theodore I. Libby, *Exec. Vice President*
 Louis S. Weinberg, *Secretary* Frederick R. Wallace, *Controller & Vice-President*

Directors

Harry P. Shriner	L. Stanley Berenson	Alan R. Trustman
Milton G. Green	Benjamin A. Trustman	Theodore I. Libby
Thomas H. Lee	William C. Worley	Louis S. Weinberg
Sumner H. Rogers		Edward A. Colpak
William H. Allen, Jr.		Reuben B. Gryzmish
		Doris P. Dunne

Jai-Alai - Ocala

95 Playing Days - July 1, 1974 to Oct. 24, 1974, Incl.	- 140 Performances
31 Feb. 14, 1975 to June 30, 1975	46
<u>126</u>	<u>186</u>

Pari-Mutuel Handle	\$16,886,495.00
Average Performance	90,787.61
Average Wager per Capita	52.13
<i>(Based on Taxable Admissions)</i>	
Total Paid Attendance	323,958
Average Paid Attendance per Performance	1,742

STATE REVENUE

3% of P-M Handle (Counties)	\$ 506,594.85
2% of P-M Handle (Old Age Assistance)	337,729.90
*.004 of P-M Handle (General Revenue Fund)	4,596.84
50% of Breaks (Old Age Assistance)	18,875.35
Admission Tax (Counties)	41,411.89
	<u>\$ 909,208.83</u>
Occupational Licenses (Counties)	1,926.00
Total State Revenue	<u><u>\$ 911,134.83</u></u>

FRONTON REVENUE

12% of P-M Handle	\$ 2,026,379.40
50% of Breaks	18,873.40
Total Fronton Revenue (12.1%)	<u><u>\$ 2,045,252.80</u></u>

MISCELLANEOUS

Distributed to Public from P-M Handle (82.7%)	\$13,973,445.26
Distributed to Public from Fronton for Minus Pool	1.04
Total Distributed to Public	<u>\$13,973,446.30</u>

*Additional Takeout as of 5/30/75

Seating Capacity: 2,140 – Parking: 2,000 spaces
Height of Overhead: 40 feet
Length of Court: 176 feet – Width of Court: 51 feet
Equipment: Automatic Totalisators, Ltd.

SPORTS PALACE, INC.
P. O. Box 1990, Melbourne, Florida 32935

Officers

Vance Swartz, *President*

Max Jacobs, *Vice-President & Treasurer*

Jerry Jacobs, *Secretary*

Directors

Vance Swartz

Jerry Jacobs

Max Jacobs

Jai-Alai – Melbourne

40 Playing Days –	July 1, 1974 to Sept. 7, 1974, Incl.	– 57 Performances
49	Jan. 3, 1975 to March 11, 1975	75
89		132

Pari-Mutuel Handle	\$11,288,009.00
Average Performance	85,515.22
Average Wager per Capita	51.47
<i>(Based on Taxable Admissions)</i>	
Total Paid Attendance	219,307
Average Paid Attendance per Performance	1,661

STATE REVENUE

3% of P-M Handle (Counties)	\$ 338,640.27
2% of P-M Handle (Old Age Assistance)	225,760.18
50% of Breaks (Old Age Assistance)	12,648.68
Admission Tax (Counties)	27,943.18
	\$ 604,992.31
Occupational Licenses (Counties)	1,463.00
Total State Revenue	\$ 606,455.31

FRONTON REVENUE

12% of P-M Handle	\$ 1,354,561.08
50% of Breaks	12,648.09
Total Fronton Revenue (12.1%)	\$ 1,367,209.17

MISCELLANEOUS

Total Distributed to Public from P-M Handle (82.8%)	\$ 9,343,750.70
---	-----------------

Seating Capacity: 2,525 – Parking: 1,700 spaces
 Height of Overhead: 43 feet
 Length of Court: 176 feet – Width of Court: 33 feet
 Equipment: Automatic Totalisators, Ltd.

VOLUSIA JAI-ALAI, INC.
P. O. Box 1468, Daytona Beach, Florida 30215

Officers

Vance Schwartz, *President* Jerry Jacobs, *Secretary*
Max Jacobs, *Vice-President & Treasurer*

Directors

Vance Schwartz Jerry Jacobs Max Jacobs

Jai-Alai – Daytona Beach

71 Playing Days – March 28, 1975 to June 30, 1975, Incl. – 99 Performances

Pari-Mutuel Handle	\$12,792,792.00
Average Performance	129,220.12
Average Wager per Capita	50.06
<i>(Based on Taxable Admissions)</i>	
Total Paid Attendance	255,556
Average Paid Attendance per Performance	2,581

STATE REVENUE

3% of P-M Handle (Counties)	\$ 383,783.76
2% of P-M Handle (Old Age Assistance)	255,855.84
*.004 of P-M Handle (General Revenue Fund)	18,750.28
50% of Breaks (Old Age Assistance)	14,755.66
Admission Tax (Counties)	32,558.09
	\$ 705,703.63
Occupational Licenses (Counties)	1,068.00
Total State Revenue	\$ 706,771.63

FRONTON REVENUE

12% of P-M Handle	\$ 1,535,135.04
50% of Breaks	14,755.22
Total Fronton Revenue (12.1%)	\$ 1,549,890.26

MISCELLANEOUS

Total Distributed to Public from P-M Handle (82.6%)	\$10,569,756.20
---	-----------------

*Additional Takeout as of 5/30/75

Seating Capacity: 3,465 – Parking: 2,079 spaces

Height of Overhead: 43 feet

Length of Court: 170 feet – Width of Court: 34 feet

TOURIST ATTRACTIONS, INC.
1800 S. W. 3rd Street, Pompano Beach, Florida 33060

Officers

Frederick L. Van Lennep, *Chairman & President*
Hector Van Lennep, *Vice-President & General Manager*
Thomas M. O'Leary, *Vice-President & Treasurer*
Mary Ann Trees, *Secretary*

Directors

Thomas M. O'Leary	Frederick L. Van Lennep	J. Donald Orth
		Richard S. Wilson

Harness Horse Track – Pompano Beach

100 Racing Days – Nov. 29, 1974 to April 12, 1975, Incl. – 100 Performances

Pari-Mutuel Handle	\$30,511,603.00
Average Performance	305,116.03
Average Wager per Capita	58.41
<i>(Based on Taxable Admissions)</i>	
Total Paid Attendance	522,288
Average Daily Paid Attendance	5,223

STATE REVENUE

3/17 of Net Commission (Counties)	\$ 915,348.09
2/17 of Net Commission (Old Age Assistance)	610,232.06
2/17 of Net Commission (Counties)	610,232.06
50% of Breaks (Old Age Assistance)	101,293.76
Admission Tax (Counties)	77,065.51
	\$ 2,314,171.48
Occupational Licenses (Counties)	23,723.25
Stable Names (Counties)	3,050.00
	\$ 2,340,944.73

TRACK REVENUE

10/17 of Net Commission	\$ 3,356,276.33
-------------------------------	-----------------

MISCELLANEOUS

Distributed to Public from P-M Handle (81.3%)	\$24,816,926.94
Distributed to Public from Track for Minus Pool	2,135.96
	\$24,819,062.90
Florida Harness Promotion Fund	\$ 101,293.76

Seating Capacity: 8,360 – Parking: 9,000 spaces
Overall Length of Track: 5/8 Mile
Length of Stretch: 650 feet – Width of Track: 80 feet
Equipment: Automatic Totalisators, Ltd.

FLORIDA DOWNS & TURF CLUB, INC.

P. O. Box "E", Oldsmar, Florida 33557

Officers

Sam F. Davis, *President*

Lorraine M. Kolakowski, *Vice-President*

Marian Woofter, *Secretary*

Directors

J. O. Alston

Sam F. Davis

D. Burke Kibler, III

Quarter Horse Track – Tampa

32 Racing Days – April 18, 1975 to May 31, 1975, Incl. – 32 Performances

Pari-Mutuel Handle	\$ 2,737,409.00
Average Daily Handle	85,544.03
Average Wager per Capita	77.46
<i>(Based on Taxable Admissions)</i>	
Total Paid Attendance	35,340
Average Daily Paid Attendance	1,104

STATE REVENUE

Daily License Fee Based on P-M Handle (Counties)	\$ 54,750.00
Daily License Fee Based on P-M Handle (Old Age Assistance)	18,250.00
50% of Breaks (Old Age Assistance)	10,783.46
Admission Tax (Counties)	6,266.12
	<hr/>
	\$ 90,049.58
Occupational Licenses (Counties)	5,599.75
Stable Names (Counties)	400.00
	<hr/>
Total State Revenue	\$ 96,049.33

TRACK REVENUE

Track Share of P-M Handle after License Fee to State is Deducted (14.3%)	\$ 392,359.53
---	---------------

MISCELLANEOUS

Distributed to Public from P-M Handle (82.21%)	\$ 2,250,482.73
Distributed to Public from Track for Minus Pool	28.07
	<hr/>
Total Distributed to Public	\$ 2,250,510.80
	<hr/>
Florida Quarter Horse Promotion Fund	\$ 10,783.28
	<hr/>

Seating Capacity: 5,650 – Parking: 3,000 spaces

Overall Length of Track: 1 Mile – Length of Stretch – 976 feet

Width of Track: 76 feet

Equipment: American Totalisator

