

47th Annual Report

of the

DEPARTMENT OF BUSINESS REGULATION

DIVISION OF PARI-MUTUEL WAGERING

to the

HONORABLE REUBIN O'D ASKEW

Governor of Florida

FOR THE FISCAL YEAR ENDING


JUNE 30, 1978



F351.76s
W131


47th

FLORIDA STATE LIBRARY





GOVERNOR REUBIN O'D. ASKEW



47th Annual Report

of the

DEPARTMENT OF BUSINESS REGULATION

DIVISION OF PARI-MUTUEL WAGERING

to the

HONORABLE REUBIN O'D ASKEW

Governor of Florida

FOR THE FISCAL YEAR ENDING

JUNE 30, 1978



TABLE OF CONTENTS

	Page
COMMENTARY	3-9
COMPARATIVE DATA	10-15
BALANCE SHEET—ALL FUNDS (Exhibit A)	16-17
STATEMENT OF REVENUES (Exhibit B)	18
STATEMENT OF GENERAL GOVERNMENTAL EXPENDITURES AND ENCUMBRANCES (Exhibit C)	19
STATEMENT OF CHANGES IN FUND BALANCES (Exhibit D)	20
SUMMARY OF RACING REVENUES (Exhibit E)	Fold-Out, 21
SUPPLEMENTAL STATEMENT OF REVENUES AND EXPENDITURES (Exhibit F)	22-23
STATEMENT OF CASH RECEIPTS AND DISBURSEMENTS (Exhibit G)	24
SCHOLARSHIP FUND DAY RECEIPTS (Exhibit H)	25
ESCHEAT PARI-MUTUEL TICKETS RECEIPTS (Exhibit I)	26
PARI-MUTUEL REVENUE COLLECTED BY GEOGRAPHICAL LOCATION (Exhibit J)	27-28
PAID ATTENDANCE, PARI-MUTUEL HANDLE (Exhibit K)	29
ADDITIONAL DAYS GRANTED FOR CHARITABLE PURPOSES (Exhibit L)	30-33
LIST OF OFFICERS, DIRECTORS AND STATISTICAL SUMMARIES OF ASSOCIATIONS:	
Greyhound Tracks	34-51
Jai-Alai Frontons	52-61
Harness Tracks	62-63
Horse Tracks	64-68
Quarter Horse Track	69

Pursuant to Section 283.27 FS, this public document was promulgated at an annual cost of \$4,023 (\$5.75 per copy) in compliance with Section 550.02(2) FS.

Forty-Seventh Annual Report

to the

GOVERNOR OF FLORIDA

from

DEPARTMENT OF BUSINESS REGULATION

DIVISION OF PARI-MUTUEL WAGERING

July 1, 1977 through June 30, 1978

July 1, 1978

His Excellency Reubin O'D. Askew
Governor of Florida
Tallahassee, Florida

Dear Governor Askew:

The Florida Pari-Mutuel Commission and the Division of Pari-Mutuel Wagering submits the Forty-Seventh Annual Report for the period beginning July 1, 1977 and ending June 30, 1978, in compliance with the requirements of Chapters 20.16(4)(d) and 550.02(2), Florida Statutes.

The most significant legislative development during the fiscal year was the approval by the Governor of legislation abolishing the Board of Business Regulation and creating the Florida Pari-Mutuel Commission. Since 1971, the Department of Business Regulation, of which Pari-Mutuel Wagering is one of five Divisions, has been governed by a Board appointed by the Governor. The new legislation established the position of Secretary for the Department and J. Jackson Walter was appointed by the Governor to serve in the position. The new Pari-Mutuel Commission was given the authority and responsibility for awarding racing dates; hearing appeals of all decisions which relate to the suspension or revocation of a pari-mutuel wagering license; making recommendations to the Division regarding new or existing rules for all racing and jai-alai operations; and issuing an annual report to the Governor and the Legislature on the racing and jai-alai industry in Florida. The Governor appointed Walter S. McLin III, an attorney from Leesburg, to chair the Commission and named Mildred Ravenell, Leon VanWert, Jack Betz and Billy Vessels as members.

This Annual Report presents an accurate record of the activities of the Division and the pari-mutuel industry during the fiscal year. The records, files and documents from which the Report is compiled are maintained at the Division office in the State Office Building, 1350 N. W. 12th Avenue, Room 510, Miami, Florida 33136. These records are open for inspection to all persons during regular business hours.

INVESTIGATION SECTION

The Division has expanded the staff and activities of the Investigative Section and has continued its cooperation with Federal, State and local law enforcement agencies. A primary objective of the Investigative Unit is to insure that only those persons meeting the requirements of law participate in pari-mutuel activities.

The staff investigators are involved in background reviews of applicants for licenses; enforcement of the Division's rules regulating the use of drugs and medications on racing animals; determining whether or not the rules of racing and jai-alai have been violated and preparing all cases for formal hearings before the Division; and investigating complaints made by the public of improper pari-mutuel activities.

During the fiscal year, the investigative staff has expanded efforts to determine the ownership and management of all 350 concessionaires licensed to provide services at the tracks and frontons.

LICENSE SECTION

All persons employed in any capacity at the tracks and frontons must be fingerprinted, photographed and licensed. The Licensing Section uses data processing equipment to maintain a complete record of each person licensed. During the fiscal year, 35,028 occupational licenses were issued. A record is also maintained of all persons declared ineligible for licensing in other racing jurisdictions.

The Licensing Section insures a compliance with Chapter 550.27, Florida Statutes, commonly called the "85% Law." This law requires that a percentage of the employees at each track or fronton be residents of Florida.

LABORATORY

During the fiscal year a major priority has been the improvement of the State Racing Laboratory. The primary function of the Laboratory is the detection of micro-quantities of drugs in the blood or urine of racing animals which might affect their performance. Because Florida is a leading racing state and the number of tracks has increased during the past several years, the Division doubled the size of the professional staff of the Laboratory and greatly increased the equipment and supplies necessary for a modern scientific facility.

During the fiscal year, 38,754 samples were received in the Laboratory and 85,276 routine analyses were performed. In addition, 13,312 special analyses were performed on various horse and greyhound samples. The cost per sample analysis was \$2.69.

As a result of the expansion of the Laboratory, 207 positive samples were found to contain prohibited drugs or medications, and appropriate disciplinary action was taken. The number of positives compares with only 16 reported the previous year.

PERMIT HOLDERS

Thirty-seven permits to conduct pari-mutuel wagering have been granted by the Division. During the fiscal year, pari-mutuel activities were conducted at eighteen greyhound tracks, ten jai-alai frontons, five thoroughbred tracks, two harness tracks and one quarter horse track. Detailed statistical analyses of each of these tracks and frontons are included in the exhibits of this Report.

SCOPE OF PARI-MUTUELS

A modest increase occurred in all pari-mutuel categories during the past fiscal year. State pari-mutuel tax revenue increased 3%, attendance increased to 3%, and gross pari-mutuel wagering increased 9%.

Florida had a record number of 4,590 pari-mutuel performances during the past fiscal year.

The sum of \$91,211,859 was collected from all sources by the Division during the fiscal year. Of this amount \$1,990,140 was expended in controlling, directing, and supervising the operation of the entire industry.

The sum of \$29,915,500 was distributed to the 67 counties, each receiving \$446,500. This is the maximum amount permitted because of a ceiling placed on such distribution by the 1971 Legislature.

An additional amount of \$9,371,856, which under the former statute would have been distributed to the counties, was deposited in the State General Revenue Fund.

In addition, \$46,864,502 was deposited in the State General Revenue Fund to support the varied functions of our state government.

Other monies were distributed to the Racing Promotional Trust Fund, Racing Scholarship Trust Fund, State School Trust Fund and the Bicentennial Trust Fund, as enumerated in Schedule "G," Statement of Cash Receipts and Disbursements.

A recapitulation of the pari-mutuel handle, attendance, and tax revenue amounts, along with the percentages of increase and/or decrease for each licensee, is found on page 15.

CHARITY DAYS

Thirty-one tracks and frontons operated a total of 113 extra performances during the fiscal year for approved charitable organizations and schools.

SCHOLARSHIP FUND

Pursuant to Chapter 550.08, Florida Statutes, the Legislature authorized the various tracks and frontons to operate additional days for the express purpose of creating and producing state scholarships for qualified applicants. These funds are the net proceeds derived from the extra days. This scholarship fund is administered by the State Board of Regents for institutions of higher learning. A total of \$543,991.40 was deposited to this fund in the past fiscal year. Exhibit "H" of this report shows the amounts raised by the industry.

Since their inception twenty-eight years ago, these extra days have raised \$13,159,270.63 for our state-supported colleges.

1950 — \$	165,830.00	1960 — \$	364,819.43	1970 — \$	495,387.58
1951 —	247,260.75	1961 —	316,021.21	1971 —	619,538.80
1952 —	239,147.74	1962 —	408,652.45	1972 —	717,037.13
1953 —	232,907.36	1963 —	393,641.10	1973 —	733,734.71
1954 —	280,506.70	1964 —	399,898.11	1974 —	949,801.51
1955 —	279,227.97	1965 —	474,937.22	1975 —	835,385.51
1956 —	299,070.54	1966 —	462,441.03	1976 —	740,841.75
1957 —	349,514.06	1967 —	419,499.49	1977 —	541,271.20
1958 —	366,481.60	1968 —	541,389.12	1978 —	543,991.40
1959 —	293,901.79	1969 —	447,133.37		
				Total	—\$13,159,270.63

ABANDONED PARI-MUTUEL TICKETS

Pursuant to Chapter 550.164, Florida Statutes, it was declared by the Legislature that all abandoned pari-mutuel tickets over one year old should escheat to the state for deposit to the Principal of the State School Fund. These funds are used for the support and maintenance of our public schools. A total of \$1,582,011.10 was received from this source by the Division throughout the fiscal year, and related audits were made. Exhibit "I" of this report shows in detail the amounts remitted by the individual associations.

Yearly receipts dating from 1957, when the Division first began collecting these funds, are itemized below:

1957 — \$ 3,992.20	1965 — \$ 320,530.50	1973 — \$ 943,267.65
1958 — 204,449.30	1966 — 425,130.20	1974 — 1,136,606.30
1959 — 240,545.15	1967 — 381,857.30	1975 — 1,288,317.65
1960 — 311,045.10	1968 — 448,161.00	1976 — 1,429,361.00
1961 — 403,903.95	1969 — 513,254.45	1977 — 1,449,016.10
1962 — 273,272.60	1970 — 590,891.25	1978 — 1,582,011.10
1963 — 265,045.70	1971 — 666,405.35	
1964 — 292,193.60	1972 — 706,391.10	Total— \$13,875,648.55

LEGISLATION

The following bills were passed that relate to racing and pari-mutuel wagering:

1. Chapter 78-36; an act relating to bookmaking; amending Section 849.25, Florida Statutes; re-defining bookmaking; providing penalties; creating Section 550.361 Florida Statutes; prohibiting bookmaking at pari-mutuel track/fronton; denying attendance to tracks/frontons of known bookmakers; specifying duties of track employees with regard to bookmaking; requiring the display of warning against bookmaking; repealing Section 849.24, Florida Statutes, relating to bookmaking; providing effective date.

2. Chapter 78-39; an act relating to horseracing; amending Section 550.38(1) Florida Statutes; requiring the permanent standing of a stallion in Florida to be eligible for stallion awards; providing for death of stallion; providing that Section 550.38, Florida Statutes, as amended by Chapter 77-167, Laws of Florida, relating to breeders' awards for Florida bred horses, shall not expire on July 1, 1979.

3. Chapter 78-51; an act relating to business regulation; requiring applications for licenses or renewals of licenses issued by the Department of Business Regulation, to contain a current list of owners and managers; providing grounds for revocation, suspension, and denial of licenses; requiring applications to be made under oath; providing an effective date.

4. Chapter 78-92; an act relating to computer crimes; creating Section 815, Florida Statutes; providing a short title; providing legislative intent; providing definitions; providing for offenses against intellectual property; providing for offenses against computer equipment and supplies; providing for offenses against computer users; providing penalties; providing that provisions of this chapter are not exclusive; providing effective date.

5. Chapter 78-130; an act relating to horseracing; amending Chapter 78-39 Laws of Florida; providing that the provisions of Section 550.42, Florida Statutes, as created by Chapter 77-167, Laws of Florida, shall not expire on July 1, 1979; providing that breeders' awards be paid from the breaks tax and the balance be deposited in the General Revenue Fund.

6. Chapter 78-131; an act relating to governmental reorganization; amending Section 20.16(1)-(4), Florida Statutes, 1977, reorganizing the Department of Business Regulation and creating the position of Secretary of Business Regulation as the head of the department; providing for the appointment of the Secretary; establishing divisions of the department; providing for the appointment of Division Directors; creating a Florida Pari-Mutuel Commission within the department.

7. Chapter 78-167; an act relating to thoroughbred horseracing; creating Section 550.2615, Florida Statutes, providing for the distribution of certain funds deducted from the purse pool to a horsemen's association; providing for an audit of all such accounts by the Division of Pari-Mutuel Wagering.

8. Chapter 78-229; an act relating to Solicitation of Charitable Funds; amending Sections 496.02, 496.021, 496.03, 496.04, 496.031, 496.09, Florida Statutes.

9. Chapter 78-243; an act relative to pari-mutuel wagering; creating Section 550.48, Florida Statutes; providing for the licensing of pari-mutuel totalisators' owners and operators, and employees thereof; providing definitions; prescribing annual license fees; providing for audits and investigations of licensee; providing for issuance of summonses, subpoenas, and subpoenas duces tecum; providing for adoption of rules; providing circumstances for suspension or revocation of license or imposition of civil penalties.

10. Chapter 78-319; an act relating to pari-mutuel wagering; creating Section 550.0831, Florida Statutes; providing that a pari-mutuel permitholder conducting dog racing in 1977 and thereafter in a county having only one such racetrack may conduct dog meets or meetings upon the days and dates of such permitholder's choice excluding Sundays, not to exceed the total of 105 racing days in each racing year, plus charity and scholarship days; adding Section 550.03(2) (k), Florida Statutes; providing for a day of charity operation for the Daytona Beach Jai Alai Fronton of Volusia County.

11. Chapter 78-337; an act relating to horseracing; amending Section 550.26(5), Florida Statutes; providing that payments from the Florida Harness Horse Racing Promotion Fund may be made directly to the Florida Standardbred Breeder's and Owner's Association.

12. Chapter 78-357; an act relating to historic preservation; adding paragraph (k) to Section 550.03(2), Florida Statutes, authorizing licensed racetracks and frontons to conduct additional charity days under certain circumstances; proceeds to Historic Preservation Trust Fund.

13. Chapter 78-380; an act relating to Jai-Alai frontons; amending Section 551.12, Florida Statutes; modifying restrictions relating to days and hours of operation.

14. Chapter 78-381; an act relating to charity days; adding paragraph (k) to Section 550.03(2), Florida Statutes, authorizing an additional charity day for all Jai-Alai frontons in Broward County; providing for payment of such funds to the Broward Community College Foundation, Inc.

15. Chapter 78-391; an act relating to pari-mutuel wagering; creating Section 550.215, Florida Statutes, authorizing the Division of Pari-Mutuel Wagering to assess certain charges relating to determining the eligibility of an applicant for a transfer of a pari-mutuel permit.

LITIGATION

During the fiscal year ending June 30, 1978, the Division of Pari-Mutuel Wagering was a party to approximately six law suits arising out of regulation by the Division. These actions can generally be characterized as appeals from individual license suspensions or revocations and litigation concerning the constitutionality of various sections of the pari-mutuel statutes and rules. The number of cases in litigation shows a marked decrease over previous years.

In *Volusia Jai-Alai v. Division of Pari-Mutuel Wagering*, (Dade County, Case No. 78-10636) Florida subsidiaries of the now-dissolved Emprise Corporation of Buffalo, New York, and its successor Sportsystems, Inc., sued the Division in a declaratory judgment action seeking to have Section 550.181, Florida Statutes, known as the Pari-Mutuel Felony Statute, declared unconstitutional. The Pari-Mutuel Felony Statute, which became effective on July 1, 1978, prohibits any entity convicted of a felony from holding 10% or more interest in a pari-mutuel permit. Emprise Corporation, now known as Sportsystems, Inc., was convicted of a felony in 1972. Emprise/Sportsystems has two wholly owned subsidiaries in Florida holding pari-mutuel permits. The suit was filed in anticipation of Division action to force Emprise/Sportsystems to divest its interest in these permits because of the corporate felony conviction. The case is significant because it is the first litigation concerning the new Pari-Mutuel Felony Statute.

In *W. F. Caple v. Division of Pari-Mutuel Wagering*, (Case No. 52,865, Supreme Court of Florida) a licensed trainer had been suspended for sixty (60) days because of violations of the Division's rules relating to drugs and medications. On appeal, the trainer successfully contended that the rules in question were absolute insurer rules and violated due process of law. The Division asked the Third District Court of Appeals to certify the question of strict liability of drug and medication rules for trainers as one of great public importance. The Florida Supreme Court accepted jurisdiction and a decision is expected in the near future. The case is significant due to the virtual impossibility of controlling illegal drugs and medications on a race track unless strict liability without fault can be imposed on a trainer for the condition of his horse and his barn premises. Without strict liability, the Division would have to show knowledge or negligence by a trainer every time a violation occurred. If this were necessary, the effective enforcement of drug and medication rules on pari-mutuel facilities would be non-existent. If illegal drugs and medication are not controlled to the satisfaction of the wagering public, the integrity of the entire industry is jeopardized.

In *Horsemen's Benevolent and Protective Association, et al., v. Division of Pari-Mutuel Wagering, et al.*, (Dade Circuit Court) a horsemen's association is challenging the constitutionality of Section 550.2615, Florida Statutes, which directs that one per cent (1%) of the portion of thoroughbred purses mandated by law for winning entries be deducted and paid for the benefit of the horsemen's association which represents a majority of the owners and trainers of thoroughbred horses stabled in Florida for a continuous twelve-month period. Although state revenue is not involved, the statute requires the Division to audit the distribution of funds collected under the act to the Horsemen's Association and to promulgate rules.

In *Tourist Attractions, Inc. v. Division of Pari-Mutuel Wagering*, (Dade Circuit Court) Pompano Park, a licensed harness track, successfully contended in the lower court that it was due an additional allowance under the provisions of certain

harness racing relief provisions passed in 1975, more specifically Section 550.489, Florida Statutes. The Division contended that the claimed relief violated the plain and unambiguous provisions of the statute and that Pompano Park, Tourist Attractions, Inc., was indebted to the State for an additional amount. The Division is appealing this decision. No long term consequence of the litigation is foreseen, since the statute under which the action arose automatically expired in June, 1977.

NATIONAL COORDINATION

The Division is an active member of the National Association of State Racing Commissioners (NASRC), an organization representing all states which have authorized pari-mutuel activities. Membership in the organization makes it possible to coordinate records from all racing jurisdictions and to exchange information and ideas necessary for effective regulations. Under a reciprocity agreement between all member states, each racing authority recognizes decisions and rulings made by other states.

The 1978 convention was held in Florida and was attended by representatives of the Board, the Department and the Division. The Chairman of the Pari-Mutuel Commission and the Division Director were appointed to serve on several important committees of the Association.

Florida continues to be a subscriber of the National Association of State Racing Information System (NASRIS). This system permits the Division to have instant access to a computer located in Lexington, Kentucky which contains a complete record of all decisions and rulings issued by all racing states. This invaluable system gives the Division the capability of precluding ineligible persons from participating in pari-mutuel activities in Florida.

CONCLUSION

The Commission and the Division staff appreciates the support and cooperation which has been received from members of the Legislature and their staffs. We are especially indebted to Secretary J. Jackson Walter and his entire staff for providing the leadership and assistance necessary for effective regulation of the pari-mutuel industry.

Respectfully submitted:

FLORIDA PARI-MUTUEL COMMISSION

Walter S. McLin, III, Chairman
Mildred Ravenell, Vice Chairman
Leon VanWert
Jack Betz
Billy Vessels

Dan J. Bradley, Division Director

STATE OF FLORIDA
DEPARTMENT OF BUSINESS REGULATION
DIVISION OF PARI-MUTUEL WAGERING
COMPARATIVE DATA

July 1, 1977 thru June 30, 1978

	<i>Days</i>	<i>Perf.</i>	<i>Paid Attendance</i>	<i>Pari-Mutuel Handle</i>	<i>Revenue to State from Handle</i>
HORSE TRACKS					
CALDER RACE COURSE, INC.					
1976-1977.....	116	116	833,603	\$ 99,533,358	\$ 4,791,197.04
1977-1978.....	120	120	889,489	111,561,346	4,220,815.68
	+ 4	+ 4	+ 55,886	+ 12,027,988	- 570,381.36
	+ 3%	+ 3%	+ 7%	+ 12%	- 12%
FLORIDA DOWNS & TURF CLUB, INC.					
1976-1977.....	65	65	185,332	16,410,081	507,386.24
1977-1978.....	64	64	205,403	19,088,681	345,585.54
	- 1	- 1	+ 20,071	+ 2,678,600	- 161,800.70
	- 1.5%	- 1.5%	+ 11%	+ 16%	- 32%
GULFSTREAM PARK RACING ASSOCIATION, INC.					
1976-1977.....	44	44	506,676	71,292,175	5,910,653.60
1977-1978.....	52	52	481,980	72,218,785	3,752,075.01
	+ 8	+ 8	- 24,696	+ 926,610	- 2,158,578.59
	+ 18%	+ 18%	- 5%	+ 1%	- 37%
HIALEAH, INC.					
1976-1977.....	50	50	392,799	54,281,519	4,135,703.49
1977-1978.....	42	42	468,517	70,432,178	4,379,585.57
	- 8	- 8	+ 75,718	+ 16,150,659	+ 243,882.08
	- 16%	- 16%	+ 19%	+ 30%	+ 6%
TROPICAL PARK, INC.					
1976-1977.....	50	50	395,763	54,345,852	3,687,383.92
1977-1978.....	50	50	407,229	56,610,293	2,665,084.62
			+ 11,466	+ 2,264,441	- 1,022,299.30
			+ 3%	+ 4%	- 28%
TOTAL HORSE TRACKS					
1976-1977.....	325	325	2,314,173	295,862,985	19,032,324.29
1977-1978.....	328	328	2,452,618	329,911,283	15,363,146.42
	+ 3	+ 3	+ 138,445	+ 34,048,298	- 3,669,177.87
	+ 1%	+ 1%	+ 6%	+ 12%	- 19%

	<u>Days</u>	<u>Perf.</u>	<u>Paid Attendance</u>	<u>Pari-Mutuel Handle</u>	<u>Revenue to State from Handle</u>
HARNESS TRACKS					
SEMINOLE PARK & FAIRGROUNDS, INC.					
1976-1977.....	107	107	158,268	7,999,925 *	232,849.08
1977-1978.....	82	82	127,835	7,239,412 *	77,593.19

CHANGE IN OPERATING DATES

TOURIST ATTRACTIONS, INC.					
1976-1977.....	105	105	443,420	29,660,596 *	2,254,732.34
1977-1978.....	102	102	466,987	35,892,440 *	1,631,356.80
	- 3	- 3	+ 23,567	+ 6,231,844	- 623,375.54
	- 3%	- 3%	+ 5%	+ 21%	- 28%

TOTAL HARNESS TRACKS

1976-1977.....	212	212	601,688	37,660,521	2,487,581.42
1977-1978.....	184	184	594,822	43,131,852	1,708,949.99
	- 28	- 28	- 6,866	+ 5,471,331	- 778,631.43
	- 13%	- 13%	- 1%	+ 15%	- 31%

QUARTER HORSE TRACKS

GATOR DOWNS (Pompano)					
1976-1977.....	84	84	165,994	9,195,295 *	289,073.70
1977-1978.....	33	33	89,549	5,714,758 *	71,225.04
	- 51	- 51	- 76,445	- 3,480,537	- 217,848.66

TOTAL QUARTER HORSE TRACKS

	- 61%	- 61%	- 46%	- 38%	- 75%
--	-------	-------	-------	-------	-------

GREYHOUND TRACKS

ASSOCIATED OUTDOOR CLUBS, INC.					
1976-1977.....	101	150	773,441	60,787,981	4,657,378.74
1977-1978.....	101	150	788,094	64,688,530	5,075,079.62
			+ 14,653	+ 3,900,549	+ 417,700.88
			+ 2%	+ 6%	+ 9%

BAYARD RACEWAYS, INC.

1976-1977.....			DID NOT OPERATE		
1977-1978.....	100	117	319,705	27,550,966	2,107,183.45

BISCAYNE KENNEL CLUB, INC.

1976-1977.....	156	240	1,363,175	123,707,302	9,592,040.52
1977-1978.....	51	75	445,779	41,438,659	3,279,034.64

CHANGE IN OPERATING DATES

*Does not include Promotional Trust Funds.

	<u>Days</u>	<u>Perf.</u>	<u>Paid Attendance</u>	<u>Pari-Mutuel Handle</u>	<u>Revenue to State from Handle</u>
BONITA-FT. MYERS CORPORATION					
1976-1977.....	105	155	333,953	20,946,408	1,566,342.15
1977-1978.....	105	155	358,426	23,930,310	1,838,887.81
			+ 24,473	+ 2,983,902	+ 272,545.66
			+ 7%	+ 14%	+ 17%

DAYTONA BEACH KENNEL CLUB, INC.					
1976-1977.....	104	152	503,662	36,943,119	2,794,717.55
1977-1978.....	105	151	479,422	36,057,051	2,773,674.13
	+ 1	- 1	- 24,240	- 886,068	- 21,043.42
	+ 1%	- 1%	- 5%	- 2%	- 1%

INVESTMENT CORP. OF PALM BEACH					
1976-1977.....	105	141	493,011	35,180,466	2,667,890.46
1977-1978.....	105	159	511,055	38,178,212	2,955,986.09
	+ 18	+ 18,044	+ 2,997,746	+ 288,095.63	
	+ 13%	+ 4%	+ 9%	+ 11%	

INVESTMENT CORP. OF SOUTH FLORIDA					
1976-1977.....	105	155	971,346	77,706,563	5,995,326.06
1977-1978.....	105	159	1,037,923	82,184,273	6,485,209.75
	+ 4	+ 66,577	+ 4,477,710	+ 489,883.69	
	+ 2.5%	+ 7%	+ 6%	+ 8%	

JACKSONVILLE KENNEL CLUB, INC.					
1976-1977.....	102	120	416,783	32,069,022	2,430,695.03
1977-1978.....	45	57	175,440	14,770,048	1,130,378.40

CHANGE IN OPERATING DATES

JEFFERSON COUNTY KENNEL CLUB, INC.					
1976-1977.....	107	129	218,997	15,479,335	1,121,602.73
1977-1978.....	106	128	212,108	15,598,982	1,158,282.29
	- 1	- 1	- 6,889	+ 119,647	+ 36,679.56
	- 1%	- 1%	- 3%	+ 1%	+ 3%

KEYS RACING ASSOCIATION, LTD.					
1976-1977.....	105	121	83,109	4,620,548	270,882.76
1977-1978.....	105	123	80,320	4,852,064	297,503.34
	+ 2	- 2,789	+ 231,516	+ 26,620.58	
	+ 2%	- 3%	+ 5%	+ 10%	

	<u>Days</u>	<u>Perf.</u>	<u>Paid Attendance</u>	<u>Pari-Mutuel Handle</u>	<u>Revenue to State from Handle</u>
MIAMI BEACH KENNEL CLUB, INC.					
1976-1977.....	97	97	346,867	22,544,476	1,727,474.91
1977-1978.....	97	103	396,338	30,142,006	2,339,568.79
		+ 6	+ 49,471	+ 7,597,530	+ 612,093.88
		+ 6%	+ 14%	+ 34%	+ 35%
ORANGE PARK KENNEL CLUB, INC.					
1976-1977.....	102	119	381,526	29,372,030	2,227,526.53
1977-1978.....	105	124	404,823	32,817,345	2,525,425.22
	+ 3	+ 5	+ 23,297	+ 3,445,315	+ 297,898.69
	+ 3%	+ 4%	+ 6%	+ 12%	+ 13%
PENSACOLA GREYHOUND RACING, INC.					
1976-1977.....	105	153	218,972	15,368,631	1,105,822.27
1977-1978.....	105	156	227,397	15,907,602	1,172,987.73
	+ 3	+ 8,425	+ 538,971	+ 67,165.46	
	+ 2%	+ 4%	+ 4%	+ 6%	
ST. PETERSBURG KENNEL CLUB, INC.					
1976-1977.....	100	151	945,357	69,792,174	5,400,289.52
1977-1978.....	101	153	943,814	71,386,022	5,667,996.35
	+ 1	+ 22	- 1,543	+ 1,593,848	+ 267,706.83
	+ 1%	+ 1%	0%	+ 2%	+ 5%
SANFORD-ORLANDO KENNEL CLUB, INC.					
1976-1977.....	105	155	505,909	35,109,772	2,638,119.04
1977-1978.....	105	159	527,070	40,092,609	3,091,449.92
	+ 4	+ 21,161	+ 4,982,837	+ 453,330.88	
	+ 3%	+ 4%	+ 14%	+ 17%	
SARASOTA KENNEL CLUB, INC.					
1976-1977.....	101	151	465,299	35,184,987	2,665,767.72
1977-1978.....	101	151	477,007	38,711,048	2,981,760.58
		+ 11,708	+ 3,526,061	+ 315,992.86	
		+ 3%	+ 10%	+ 12%	
WASHINGTON COUNTY KENNEL CLUB, INC.					
1976-1977.....	106	140	215,810	14,885,305	1,080,874.58
1977-1978.....	106	140	219,579	16,427,580	1,220,395.12
		+ 3,769	+ 1,542,275	+ 139,520.54	
		+ 2%	+ 10%	+ 13%	

	<u>Days</u>	<u>Perf.</u>	<u>Paid Attendance</u>	<u>Pari-Mutuel Handle</u>	<u>Revenue to State from Handle</u>
WEST FLAGLER ASSOCIATES, INC.					
1976-1977.....	52	78	467,707	39,872,686	3,097,583.66
1977-1978.....	157	236	1,333,793	120,136,502	9,530,055.57

CHANGE IN OPERATING DATES

TOTAL GREYHOUND TRACKS

1976-1977.....	1,758	2,407	8,704,924	669,570,805	51,040,334.23
1977-1978.....	1,805	2,496	8,938,093	714,869,809	55,630,858.80
	+ 47	+ 89	+ 233,169	+ 45,299,004	+ 4,590,524.57
	+ 3%	+ 4%	+ 3%	+ 7%	+ 9%

JAI-ALAI FRONTONS

DANIA JAI-ALAI PALACE, INC.

1976-1977.....	105	155	735,718	36,517,944	2,161,347.20
1977-1978.....	105	157	734,831	39,648,728	2,358,145.85
		+ 2	- 887	+ 3,130,784	+ 196,798.65
		+ 1%	0%	+ 9%	+ 9%

FLORIDA JAI-ALAI, INC.

1976-1977.....	105	155	407,756	20,376,340	1,174,065.34
1977-1978.....	106	155	406,017	21,810,944	1,286,194.55
	+ 1		- 1,739	+ 1,434,604	+ 112,129.21
	+ 1%		- 0%	+ 7%	+ 10%

FORT PIERCE JAI-ALAI, INC.

1976-1977.....	97	142	234,927	13,604,144	784,411.50
1977-1978.....	109	162	263,872	15,800,672	931,586.78
	+ 12	+ 20	+ 28,945	+ 2,196,528	+ 147,175.28
	+ 12%	+ 14%	+ 12%	+ 16%	+ 19%

THE FRONTON, INC.

1976-1977.....	105	155	573,347	26,066,384	1,509,342.40
1977-1978.....	105	155	598,006	30,482,645	1,795,342.94
			+ 24,659	+ 4,416,261	+ 286,000.54
			+ 4%	+ 17%	+ 19%

GOLDEN CROWN, CORP.

1976-1977.....			DID NOT OPERATE		
1977-1978.....	105	127	131,463	7,848,892	461,583.45

MIAMI JAI-ALAI, INC.

1976-1977.....	105	155	1,026,855	54,257,565	3,161,766.69
1977-1978.....	105	156	988,646	60,168,948	3,549,927.97
		+ 1	- 38,209	+ 5,911,383	+ 388,161.28
		+ 1%	- 4%	+ 11%	+ 12%

	<u>Days</u>	<u>Perf.</u>	<u>Paid Attendance</u>	<u>Pari-Mutuel Handle</u>	<u>Revenue to State from Handle</u>
OCALA JAI-ALAI, INC.					
1976-1977.....	71	107	195,517	10,877,860	633,858.21
1977-1978.....	94	139	236,598	13,445,710	802,469.92
	+ 23	+ 32	+ 41,081	+ 2,567,850	+ 168,611.71
	+32%	+30%	+ 21%	+ 24%	+ 27%
SPORTS PALACE, INC.					
1976-1977.....	103	151	238,264	12,815,222	735,576.36
1977-1978.....	104	155	246,264	14,327,169	840,026.32
	+ 1	+ 4	+ 8,000	+ 1,511,947	+ 104,449.96
	+ 1%	+ 3%	+ 3%	+ 12%	+ 14%
TAMPA JAI-ALAI, INC.					
1976-1977.....	105	155	653,364	34,257,144	1,991,408.95
1977-1978.....	105	159	690,292	39,661,263	2,350,375.62
		+ 4	+ 36,928	+ 5,404,119	+ 358,966.67
		+ 3%	+ 6%	+ 16%	+ 18%
VOLUSIA JAI-ALAI, INC.					
1976-1977.....	132	184	424,371	23,097,579	1,335,379.85
1977-1978.....	128	184	418,862	24,332,364	1,433,512.42
	- 4		-5,509	+ 1,234,785	+ 98,132.57
	- 3%		- 1%	+ 5%	+ 7%
TOTAL JAI-ALAI FRONTONS					
1976-1977.....	928	1,359	4,490,119	231,870,182	13,487,156.50
1977-1978.....	1,066	1,549	4,714,851	267,527,335	15,809,165.82
	+ 138	+ 190	+ 224,732	+ 35,657,153	+ 2,322,009.32
	+ 15%	+ 14%	+ 5%	+ 15%	+ 17%
TOTAL ALL TRACKS AND FRONTONS					
1976-1977.....	3,307	4,387	16,276,898	1,244,159,788	86,336,470.14
1977-1978.....	3,416	4,590	16,789,933	1,361,155,037	88,583,346.07
	+ 109	+ 203	+ 513,035	+ 116,995,249	+ 2,246,875.93
	+ 3%	+ 5%	+ 3%	+ 9%	+ 3%

EXHIBIT "A"
DEPARTMENT OF BUSINESS REGULATION
DIVISION OF PARI-MUTUEL WAGERING
BALANCE SHEET — ALL FUNDS
JUNE 30, 1978

	<i>Special Revenue Funds</i>	
	<i>Operations</i>	<i>Insurance Replacement Fund</i>
ASSETS AND OTHER DEBITS		
Cash on Hand		
Cash with State Treasurer		\$ 1,644.35
Cash in Revolving Fund	\$ 100.00	
Accounts Receivable:		
Revenues		
Returned Checks		
Due from Operating Trust Fund	173,277.69	
Due from Other State Funds		
Books		
Laboratory Furniture and Equipment		
Office Furniture and Equipment		
Vehicles		
Other Miscellaneous Property		
TOTAL ASSETS AND OTHER DEBITS	\$173,377.69	\$ 1,644.35
LIABILITIES, RESERVES AND FUND BALANCES:		
Liabilities:		
Accounts Payable		
Salaries	\$ 19,317.93	
Other Personal Services	91,556.50	
Expenses	13,479.10	
Operating Capital Outlay	438.00	
Due Special Revenue Fund—Operations		
Due Other State Funds	3,505.82	
Due General Revenue Unallocated		
Due General Revenue—Service Charge		
Revenues Collected in Advance		
TOTAL LIABILITIES	\$128,297.35	
Encumbrances Outstanding	\$ 5,080.34	
Investments in Fixed Assets from Special Revenue Funds		
Fund Balance	40,000.00	\$ 1,644.35
TOTAL LIABILITIES, RESERVES AND FUND BALANCE	\$173,377.69	\$ 1,644.35

Agency and Trust Funds

<u>Operating Trust Fund</u>	<u>Additional Harness & Dog Track Trust Fund</u>	<u>Collections for Other Departments State of Florida</u>	<u>General Fixed Assets</u>
\$ 61.08 318,424.34	\$ 88,410.52		
\$3,049,712.15 230.00 384.97	\$ 706,431.31*	\$ 193,243.63	
<u>\$3,368,812.54</u>	<u>\$ 794,841.83</u>	<u>\$ 193,243.63</u>	\$ 719.06 230,620.69 88,093.16 32,947.85 1,314.39
			<u>\$ 353,695.15</u>
\$ 173,277.69		\$ 193,243.63	
\$2,854,374.83 341,160.02	\$ 636,633.76 158,208.07		
<u>\$3,368,812.54</u>	<u>\$ 794,841.83</u>	<u>\$ 193,243.63</u>	
			\$ 353,695.15
<u>\$3,368,812.54</u>	<u>\$ 794,841.83</u>	<u>\$ 193,243.63</u>	<u>\$ 353,695.15</u>

*Of the revenues receivable, \$252,805.78 is due from Tourist Attractions, Inc. and represents shortages in payments of revenues in prior years. The matter is presently in litigation before the Florida Supreme Court.

EXHIBIT "B"
 DEPARTMENT OF BUSINESS REGULATION
 DIVISION OF PARI-MUTUEL WAGERING

STATEMENT OF REVENUES—ESTIMATED AND ACTUAL
 SPECIAL REVENUE FUNDS
 FOR THE FISCAL YEAR ENDED JUNE 30, 1978

<u>Source</u>	<u>Estimated Revenue</u>	<u>Actual Revenue</u>	<u>Actual Over (Under) Estimate</u>
SPECIAL REVENUE FUND —			
OPERATIONS			
Transfers from Operating Trust Fund	\$2,180,650.00	\$2,081,253.41	\$ (99,396.59)
Total Revenue	<u>\$2,180,650.00</u>	<u>\$2,081,253.41</u>	<u>\$ (99,396.59)</u>

No activity in Insurance Replacement Fund this fiscal period.

EXHIBIT "C"
DEPARTMENT OF BUSINESS REGULATION
DIVISION OF PARI-MUTUEL WAGERING

**STATEMENT OF GENERAL GOVERNMENTAL EXPENDITURES
AND ENCUMBRANCES
COMPARED WITH AUTHORIZATIONS
SPECIAL REVENUE FUNDS
FOR THE FISCAL YEAR ENDED JUNE 30, 1978**

<i>Appropriation Category</i>	<i>Approved Budget</i>	<i>Expenditures</i>	<i>Encumbrances</i>	<i>Unencumbered Balance</i>
Salaries.....	\$ 756,569.00	\$ 713,903.18	\$	\$ 42,665.82
Other Personal				
Services.....	961,112.00	910,118.92	1,800.00	49,193.08
Expenses.....	271,228.00	261,699.15	2,412.02	7,116.83
Operating Capital				
Outlays.....	8,468.00	7,393.54	868.32	206.14
Certified Forward.....	7,950.46	7,805.90		144.56
Transfers.....	183,273.00	183,058.28		214.72
Total Operating				
Items.....	\$2,188,600.46	\$2,083,978.97	\$ 5,080.34	\$ 99,541.15
Other Non-Operating				
Items.....		144.56*		(144.56)
Total.....	<u>\$2,188,600.46</u>	<u>\$2,084,123.53</u>	<u>\$ 5,080.34</u>	<u>\$ 99,396.59</u>

*Accounts due from Operating Trust Fund were overstated by \$144.56 on July 1, 1977 due to overstatement of encumbrances outstanding.

Note: There was no activity in the Insurance Replacement Trust Fund during this fiscal period.

EXHIBIT "D"
DEPARTMENT OF BUSINESS REGULATION
DIVISION OF PARI-MUTUEL WAGERING


STATEMENT OF CHANGES IN FUND BALANCES
SPECIAL REVENUE FUNDS
FOR THE FISCAL YEAR ENDED JUNE 30, 1978

	<i>Operating Fund</i>	<i>Insurance Replacement Fund</i>
Balances—July 1, 1977	\$ 40,000.00	\$ 1,644.35
Add:		
Revenues.....	2,081,253.41	
Other Additions:		
Encumbrances Outstanding—Prior Year	7,950.46	
TOTAL	<u>\$2,129,203.87</u>	<u>\$ 1,644.35</u>
Deduct:		
Expenditures	\$2,084,123.53	
Other Deductions:		
Encumbrances of Current Year	5,080.34	
Balances—June 30, 1978	<u>\$ 40,000.00</u>	<u>\$ 1,644.35</u>

Note: No change in Fund Balance Statement is presented for the Trust or Agency Funds as there were no balances at the beginning or at the end of the fiscal year in those funds.

Societies	Track / Fronton Revenues				
	Track Allowance Up To \$170. Per Race	Net Track Commission & Sliding Scale 10/17	Fronton Breakage	Total Track Revenue from P/M Handle	Distributed to Public from P/M Handle
GREYHOUND ASSOCIATION					
Associate	\$ 306,000.00	\$ 6,288,853.00	\$	\$ 6,594,853.00	\$ 53,102,932.55
Bayard R	238,680.00	2,614,696.60		2,853,376.60	22,626,888.15
Biscayne I	153,000.00	4,053,865.90		4,206,865.90	33,998,356.60
Bonita-Ft	316,200.00	2,207,031.00		2,523,231.00	19,607,245.86
Daytona I	308,040.00	3,424,505.10		3,732,545.10	29,601,278.40
Investmen	324,190.00	3,627,121.20		3,951,311.20	31,326,510.79
Investmen	324,360.00	8,027,627.30		8,351,987.30	67,465,167.45
Jacksonvil	116,280.00	1,408,604.80		1,524,884.80	12,134,625.60
Jefferson	260,100.00	1,406,898.20		1,666,998.20	12,794,912.31
Keys Raci	247,860.00	339,406.40		587,266.40	3,975,326.26
Miami Bea	210,120.00	2,890,600.60		3,100,720.60	24,742,701.04
Orange Pa	252,960.00	3,132,934.50		3,385,894.50	26,952,195.43
Pensacola	318,240.00	1,403,560.20		1,721,800.20	13,041,510.34
St. Peterst	312,120.00	6,955,002.20		7,267,122.20	58,554,127.08
Sanford-O	324,190.00	3,818,560.90		4,142,750.90	32,911,115.18
Sarasota K	308,040.00	3,689,904.80		3,997,944.80	31,779,043.32
Washingto	285,600.00	1,474,758.00		1,760,358.00	13,468,784.78
West Flag	481,440.00	11,730,450.20		12,211,890.20	98,531,297.63
TOTAL	5,087,420.00	68,494,380.90		73,581,800.90	586,614,018.77
JAI-ALAI F		12% Comm.	50%		
Dania Jai		4,757,847.36	42,288.28	4,800,135.64	32,585,974.54
Florida Ja		2,617,313.28	24,172.98	2,641,486.26	17,923,864.89
Fort Pierc		1,896,080.64	16,744.38	1,912,825.02	12,986,273.96
The Front		3,657,917.40	28,507.34	3,686,424.74	25,060,677.92
Golden Cr		941,867.04	8,898.51	950,765.55	6,449,689.30
Miami Jai		7,220,273.76	51,856.02	7,272,129.78	49,475,414.23
Ocala Jai		1,613,485.20	14,002.46	1,627,487.66	11,051,256.33
Sports Pal		1,719,260.28	13,058.81	1,732,319.09	11,779,449.99
Tampa Jai		4,759,351.56	39,605.02	4,798,956.58	32,601,668.76
Volusia Ja		2,919,883.68	23,268.95	2,943,152.63	20,003,329.90
TOTAL		32,103,280.20	262,402.75	32,365,682.95	219,917,599.82
HARNESS I		Daily Operational and/or Purse Allowance	Track Share of P/M Handle		
Seminole I		345,051.67	991,799.45	1,336,851.12	5,826,571.58
Tourists A		450,000.00	4,694,803.33	5,144,803.33	29,091,197.11
TOTAL		795,051.67	5,686,602.78	6,481,654.45	34,917,768.69
QUARTER ASSOCIATION					
Gator Dov			930,508.86	930,508.86	4,648,121.90
HORSE RA		100% Breaks			
Calder Rac	***706,236.58	2,520,000.00	13,037,267.02	16,263,503.60	91,220,312.20
Florida De	125,362.09	442,300.00	2,604,075.77	3,171,737.86	15,603,711.05
Gulfstream		936,000.00	8,644,209.28	9,580,209.28	59,030,578.12
Hialeah In		756,000.00	8,029,268.10	8,785,268.10	57,408,437.40
Tropical P		900,000.00	6,793,235.16	7,693,235.16	46,317,226.35
TOTAL	831,598.67	5,554,300.00	39,108,055.33	45,493,954.00	269,580,265.12
TOTAL AND P	\$5,919,018.67	\$106,947,012.77	\$45,987,569.72	\$158,853,601.16	\$1,115,677,774.30

*Less Op
**Repeals
***Amends



SUMMARY OF RACING REVENUES

Revenue by Source

From Regular Pari-Mutuel Performances (see insert sheet)

Total State Tax Revenue (see insert sheet)	\$88,583,346.07
Florida Harness and Quarter Horse Promotional Trust Fund Breakage	196,840.55
TOTAL	<u>\$88,780,186.62</u>

From Other Revenue Sources

Licenses	\$ 216,694.00
Stable/Kennel Name Registration	25,050.00
Escheat Tickets	1,582,011.10
Department of Education Racing Scholarship Fund	543,991.40
Bicentennial Fund	20,765.63
Miscellaneous Revenues	23,009.70
Refunds of Prior Year's Appropriations	20,150.93
TOTAL	<u>\$ 2,431,672.76</u>
GRAND TOTAL	<u><u>\$91,211,859.38</u></u>

See Exhibit "F," supplemental statement of revenues and expenditures, estimated and actual, for further information on revenue receipts and disbursements.

EXHIBIT "F"
DEPARTMENT OF BUSINESS REGULATION
DIVISION OF PARI-MUTUEL WAGERING

AGENCY AND TRUST FUNDS
SUPPLEMENTAL STATEMENT OF REVENUES AND EXPENDITURES
ESTIMATED AND ACTUAL
FOR THE FISCAL YEAR ENDED JUNE 30, 1978

	<i>Estimated</i>	<i>Actual</i>	<i>Actual Over (Under Estimate)</i>
OPERATING TRUST FUND			
Revenues:			
Registration Fees	\$ 20,000.00	\$ 25,050.00	\$ 5,050.00
Licenses	206,000.00	216,694.00	10,694.00
Taxes—Trust	27,696,210.00	29,067,422.64	1,371,212.64
Taxes—General Revenue	33,267,960.00	35,496,009.74	2,228,049.74
0.6% Tax	5,778,000.00	6,008,890.93	230,890.93
Breaks	3,151,149.00	3,092,807.22	(58,341.78)
Breaks under Chapter 550.26, Florida Statutes	635,419.00	609,669.68	(25,749.32)
Miscellaneous Revenue	500.00	23,009.70	22,509.70
Refunds to Old Appropriations		20,150.93	20,150.93
Permanent Cancellations—Warrants			
Total Revenues	\$ 70,755,238.00	\$ 74,559,704.84	\$ 3,804,466.84
Expenditures:			
Deposits to General Revenue Unallocated	\$ 42,832,528.00	\$ 45,243,077.07	\$ 2,410,549.07
Transfers to General Revenue Unallocated	5,000,000.00	5,033,022.94	33,022.94
Service Charge to General Revenue	1,515,693.00	1,164,049.17	(351,643.83)
Transfers to Special Revenue Fund—Operations	2,222,260.05	2,081,253.41	(141,006.64)
Aid to Counties	21,038,000.00	21,038,000.00	
Refunds	2,500.00	302.25	(2,197.75)
Total Expenditures	\$ 72,610,981.05	\$ 74,559,704.84	\$ 1,948,723.79
Excess (Deficiency) of Revenues Over Expenditures	\$ (1,855,743.05)		\$ 1,855,743.05
ADDITIONAL HARNESS AND DOG TRACK TRUST FUND			
Revenues:			
Taxes	\$ 14,020,059.00	\$ 14,308,545.86	\$ 288,486.86
Expenditures:			
Transfers to General Revenue Unallocated	5,000,000.00	4,863,826.07	(136,173.93)
Service Charge to General Revenue	551,757.00	567,219.79	15,462.79
Aid to Counties	8,877,500.00	8,877,500.00	
Refunds	500.00		(500.00)
Total Expenditures	\$ 14,429,757.00	\$ 14,308,545.86	\$ (121,211.14)
Excess (Deficiency) of Revenues Over Expenditures	\$ (409,698.00)		\$ 409,698.00

	<u>Estimated</u>	<u>Actual</u>	<u>Actual Over (Under Estimate)</u>
COLLECTIONS FOR OTHER STATE FUNDS			
Revenues:			
Breaks—Harness Horse Racing	\$ 120,000.00	\$ 120,703.17	\$ 703.17
Breaks—Quarter Horse Racing	140,000.00	76,137.38	(63,862.62)
Charity Performances—Racing			
Scholarship Fund	500,000.00	543,991.40	43,991.40
Charity Performance—			
Bicentennial Fund		20,765.63	20,765.63
Escheat Tickets—Principal			
State School Fund	1,400,000.00	1,582,011.10	182,011.10
Total Revenues	\$ 2,160,000.00	\$ 2,343,608.68	\$ 183,608.68
Expenditures:			
Transfers to Department			
of Commerce:			
Harness Horse Racing			
Promotional Trust Fund	\$ 120,000.00	\$ 120,703.17	\$ 703.17
Quarter Horse Racing			
Promotional Trust Fund	140,000.00	76,137.38	(63,862.62)
Transfers to Department			
of Education:			
Racing Scholarship Trust Fund	500,000.00	543,991.40	43,991.40
Principal State School			
Trust Fund	1,400,000.00	1,582,011.10	182,011.10
Transfers to Department			
of Commerce:			
Bicentennial Trust Fund		20,765.63	20,765.63
Total Expenditures	\$ 2,160,000.00	\$ 2,343,608.68	\$ 183,608.68
Excess (Deficiency) of Revenues			
Over Expenditures	\$	\$	\$

Note: A supplemental statement of revenues and expenditures is shown for the Agency and Trust Funds as departmental accounting records are maintained on a modified accrual basis for all funds whereby revenues susceptible to accrual are recorded as revenues in the fiscal year earned.

EXHIBIT "G"
DEPARTMENT OF BUSINESS REGULATION
DIVISION OF PARI-MUTUEL WAGERING

AGENCY AND TRUST FUNDS
STATEMENT OF CASH RECEIPTS AND DISBURSEMENTS
FOR THE FISCAL YEAR ENDED JUNE 30, 1978

	<u>Operating Trust Fund</u>	<u>Additional Harness & Dog Track Trust Fund</u>	<u>Collections for Other Departments State of Florida</u>
Cash Balance—July 1, 1977	\$ 107,672.71		\$ 55,388.10
Receipts:			
Registration Fees	24,850.00		
Licenses	213,860.00		
Taxes	64,337,861.41	\$ 14,180,494.82	
0.6% Tax*	5,965,471.00		
Breaks	3,071,651.81		
Breaks under Chapter 550.26, Florida Statutes	604,174.28		156,886.76
Escheat Tickets			1,584,521.05
Charity Performances			564,757.03
Miscellaneous Revenues	23,009.70		
Refunds to Old Appropriations	20,038.68		
Cancelled Warrants	112.25		
Transfer Receipts			
Total Receipts	<u>\$ 74,261,029.13</u>	<u>\$ 14,180,494.82</u>	<u>\$ 2,306,164.84</u>
Total Available	<u>\$ 74,368,701.84</u>	<u>\$ 14,180,494.82</u>	<u>\$ 2,361,552.94</u>
Disbursements:			
Deposits to General Revenue Unallocated	\$ 45,160,993.09		
Transfers to General Revenue Unallocated	4,700,000.00	\$ 4,671,855.99	
Service Charge to General Revenue	1,160,780.74	542,728.31	
Transfers—Special Revenue Fund Operations	1,990,140.34		
Aid to Counties	21,038,000.00	8,877,500.00	
Transfers to Department of Agriculture Harness Horse Racing Promotional Trust Fund			\$ 120,901.77
Quarter Horse Racing Promotional Trust Fund			35,984.99
Transfers to Department of Education Racing Scholarship Trust Fund			543,991.40
Principal State School Trust Fund			1,639,909.15
Transfers to Department of Commerce Bicentennial Trust Fund			20,765.63
Refunds	302.25		
Reissue of Cancelled Warrants			
Total Disbursements	<u>\$ 74,050,216.42</u>	<u>\$ 14,092,084.30</u>	<u>\$ 2,361,552.94</u>
Cash Balance—June 30, 1978	<u>\$ 318,485.42**</u>	<u>\$ 88,410.52</u>	

*Prior to June 10, 1977 was 0.4%.

**Includes cash on hand of \$61.08 (\$48.00 License Revenue; \$13.08 Refund to Expense)

EXHIBIT "H"
DIVISION OF PARI-MUTUEL WAGERING
FROM EXTRA DAYS OF RACING FOR
BOARD OF REGENTS — SCHOLARSHIP FUND

Associated Outdoor Clubs, Inc.....	\$ 43,030.29
Bayard Raceways, Inc.	19,234.96
Biscayne Kennel Club, Inc.	54,815.24
Bonita-Ft. Myers Corporation	7,928.00
Dania Jai-Alai Palace, Inc.	35,372.30
Daytona Beach Kennel Club, Inc.....	12,891.68
Florida Downs & Turf Club, Inc.	8,607.08
Florida Jai-Alai, Inc.....	12,611.46
Ft. Pierce Jai-Alai, Inc.	4,488.20
Investment Corporation of Palm Beach.....	18,932.51
Investment Corporation of South Florida.....	47,101.64
Jefferson County Kennel Club, Inc.....	8,192.42
Keys Racing Association, Ltd.....	3,374.80
Miami Jai-Alai, Inc.	40,702.41
Ocala Jai-Alai, Inc.	2,806.24
Orange Park Kennel Club, Inc.	14,286.03
Pensacola Greyhound Racing, Inc.....	6,719.83
St. Petersburg Kennel Club, Inc.	36,659.38
Sanford-Orlando Kennel Club, Inc.	21,595.51
Sarasota Kennel Club, Inc.	23,187.20
Sports Palace, Inc.	7,199.00
Tampa Jai-Alai, Inc.	18,882.90
Tourist Attractions, Inc.	13,935.31
Volusia Jai-Alai, Inc.	10,387.00
Washington County Kennel Club, Inc.	8,810.54
West Flagler Associates, Ltd.	62,239.47
TOTAL RECEIPTS DEPOSITED TO	
SCHOLARSHIP FUND.....	<u>\$543,991.40</u>

EXHIBIT "I"
DIVISION OF PARI-MUTUEL WAGERING
FROM ESCHEATED PARI-MUTUEL TICKETS FOR
PRINCIPAL OF STATE SCHOOL FUND

	From 1975-76 Season	From 1976-77 Season	Grand Total
Associated Outdoor Clubs, Inc.	\$	\$ 77,589.10	\$
Biscayne Kennel Club, Inc.	66,236.20		
Bonita-Ft. Myers Corporation		52,079.60	
Calder Race Course, Inc.	87,408.85		
Dania Jai-Alai, Inc.		65,116.20	
Daytona Beach Kennel Club, Inc.	67,474.50		
Florida Downs & Turf Club, Inc.		29,453.10	
Florida Jai-Alai, Inc.		34,937.50	
Ft. Pierce Jai-Alai, Inc.	20,689.50		
The Fronton, Inc.		57,270.40	
Gator Downs Racing, Inc.	13,584.85		
Gulfstream Park Racing Association, Inc.		65,799.30	
Hialeah, Inc.		68,125.90	
Investment Corporation of Palm Beach		59,760.30	
Investment Corporation of South Florida		95,217.80	
Jefferson County Kennel Club, Inc.	17,329.50		
Keys Racing Association, Inc.		6,611.40	
Miami Beach Kennel Club, Inc.		19,411.40	
Miami Jai-Alai, Inc.		95,895.60	
Ocala Jai-Alai, Inc.	17,257.10		
Orange Park Kennel Club, Inc.		25,470.60	
Pensacola Greyhound Racing, Inc.	20,834.00		
St. Petersburg Kennel Club, Inc.		95,762.40	
Sanford-Orlando Kennel Club, Inc.		51,940.10	
Sarasota Kennel Club, Inc.	39,976.70		
Seminole Park and Fairgrounds	25,139.80		
Sports Palace, Inc.		25,473.10	
Tampa Jai-Alai, Inc.		67,290.50	
Tourist Attractions, Inc.		53,346.80	
Tropical Park, Inc.		49,535.50	
Volusia Jai-Alai, Inc.	28,981.10		
Washington County Kennel Club, Inc.	21,854.00		
West Flagler Associates, Ltd.	59,158.40		
TOTAL RECEIPTS DEPOSITED TO SCHOOL FUND	\$485,924.50	\$1,096,086.60	\$1,582,011.10

EXHIBIT "J"
DIVISION OF PARI-MUTUEL WAGERING
RACING REVENUE COLLECTED BY
GEOGRAPHICAL LOCATION

Brevard County			
Sports Palace, Inc.	\$	\$ 840,560.32	.95%
Broward County			
Dania Jai-Alai Palace, Inc.	2,360,926.85		
Gator Downs Racing, Inc.	86,231.04		
Gulfstream Park Racing Assoc., Inc.	3,758,360.01		
Investment Corp. of South Florida	6,490,214.25		
Tourist Attractions, Inc.	<u>1,661,101.05</u>	14,356,833.20	16.16%
Clay County			
Orange Park Kennel Club, Inc.		2,528,048.22	2.85%
Dade County			
General Office—Miscellaneous Receipts and Licenses	23,519.95		
Biscayne Kennel Club, Inc.	3,286,883.64		
Calder Race Course, Inc.	4,266,477.43		
Hialeah, Inc.	4,394,156.07		
Miami Beach Kennel Club, Inc.	2,340,939.79		
Miami Jai-Alai, Inc.	3,553,246.97		
Tropical Park, Inc. (at Calder)	2,690,052.87		
West Flagler Assoc., Ltd.	<u>9,534,155.57</u>	30,089,432.29	33.87%
Duval County			
Jacksonville Kennel Club, Inc.		1,130,762.40	1.27%
Escambia County			
Pensacola Greyhound Racing, Inc.		1,177,251.73	1.33%
Gadsden County			
Golden Crown Corp.		463,057.45	.52%
Hillsborough County			
Associated Outdoor Clubs, Inc.	5,078,886.62		
Florida Downs and Turf Club, Inc.	360,911.54		
Tampa Jai-Alai, Inc.	<u>2,352,005.62</u>	7,791,803.78	8.77%
Jefferson County			
Jefferson County Kennel Club		1,161,223.29	1.31%

Lee County		
Bonita-Ft. Myers Corporation	1,841,563.81	2.07%
Marion County		
Ocala Jai-Alai, Inc.	803,810.92	.90%
Monroe County		
Keys Racing Assoc., Ltd.....	298,285.34	.34%
Palm Beach County		
The Fronton, Inc.....	1,797,260.94	
Investment Corporation of Palm Beach.....	<u>2,959,697.59</u>	4,756,958.53 5.35%
Pinellas County		
St. Petersburg Kennel Club, Inc.	5,671,745.35	6.38%
St. John's County		
Bayard Raceways, Inc.*	2,107,715.45	2.37%
St. Lucie County		
Ft. Pierce Jai-Alai, Inc.	933,136.78	1.05%
Sarasota County		
Sarasota Kennel Club, Inc.	2,987,912.58	3.36%
Seminole County		
Florida Jai-Alai, Inc.....	1,287,430.55	
Sanford-Orlando Kennel Club, Inc.....	3,093,126.92	
Seminole Park and Fairgrounds, Inc.	<u>88,260.19</u>	4,468,817.66 5.03%
Volusia County		
Daytona Beach Kennel Club, Inc.....	2,778,645.13	
Volusia Jai-Alai, Inc.	<u>1,435,726.42</u>	4,214,371.55 4.74%
Washington County		
Washington County Kennel Club, Inc.....	<u>1,224,359.12</u>	1.38%
TOTAL FISCAL YEAR RECEIPTS	<u>\$88,847,649.77</u>	100.00%

Note: These figures do not include any Scholarship/Charity Day or Breakage Trust Fund Amounts.

*Formerly Gator Downs Racing, Inc.

EXHIBIT "K"

DIVISION OF PARI-MUTUEL WAGERING

PAID ATTENDANCE, PARI-MUTUEL HANDLE, STATE REVENUE

Season 1931-32 Thru Season 1977-78

Season	Number of Racing Days	Total Paid Attendance	Total Pari-Mutuel Handle	State Revenue as a Percent of Handle	Total State Revenue
1931-1932	462	1,157,161	\$ 17,365,424.00	4.24%	\$ 737,300.70
1932-1933	550	1,281,017	19,146,938.00	3.99	763,877.09
1933-1934	609	1,591,024	27,549,567.00	3.89	1,072,364.22
1934-1935	775	2,024,636	36,577,493.00	3.83	1,401,176.87
1935-1936	906	1,854,292	38,826,132.00	3.70	1,436,957.07
1936-1937	1,029	2,330,964	50,121,647.00	3.67	1,838,338.53
1937-1938	1,053	2,401,367	54,047,114.00	3.64	1,969,740.68
1938-1939	1,025	2,373,271	55,272,416.00	3.62	2,000,758.63
1939-1940	1,057	2,517,436	64,388,377.00	3.58	2,302,834.13
1940-1941	902	2,695,464	68,280,202.00	3.57	2,436,374.09
1941-1942	972	2,195,080	63,601,585.00	6.91	4,392,861.86
1942-1943	734	854,256	26,658,646.00	4.00	1,066,087.70
1943-1944	982	2,458,933	109,561,969.00	6.23	6,824,272.72
1944-1945	333	945,341	35,171,557.00	5.71	2,007,853.08
1945-1946	1,442	4,448,084	211,571,289.00	7.35	15,554,033.94
1946-1947	1,298	4,444,543	194,710,333.00	7.54	14,680,730.51
1947-1948	1,318	4,344,479	180,647,561.00	7.50	13,542,407.27
1948-1949	1,404	4,641,038	178,171,736.00	7.42	13,222,461.84
1949-1950	1,377	4,539,742	178,842,858.00	7.33	13,101,521.89
1950-1951	1,378	4,643,293	204,385,597.00	7.34	14,997,486.10
1951-1952	1,432	5,279,674	248,728,380.00	7.27	18,090,497.77
1952-1953	1,549	5,732,369	272,696,059.00	7.24	19,734,513.61
1953-1954	1,722	5,812,577	276,681,999.00	7.24	20,026,021.78
1954-1955	1,731	5,809,465	284,044,131.00	7.22	20,521,462.81
1955-1956	1,879	5,915,941	310,681,432.00	7.78	24,180,833.82
1956-1957	1,907	6,035,932	322,948,073.00	7.73	24,969,496.52
1957-1958	2,012	5,626,152	315,546,506.00	7.70	24,306,949.76
1958-1959	2,055	5,966,709	329,141,335.00	7.64	25,157,459.81
1959-1960	2,180	6,209,688	347,947,488.00	7.65	26,609,331.64
1960-1961	2,216	6,328,535	344,173,946.00	7.60	26,163,297.64
1961-1962	2,273	6,735,583	363,082,896.00	7.55	27,420,986.32
1962-1963	2,276	6,919,691	374,598,480.00	7.58	28,392,064.52
1963-1964	2,335	7,878,991	418,056,340.00	7.54	31,503,458.39
1964-1965	2,318	8,537,248	462,298,032.00	7.57	34,984,262.18
1965-1966	2,498	8,969,589	500,471,936.00	7.53	37,667,499.22
1966-1967	2,596	9,020,232	515,430,636.00	7.45	38,408,241.36
1967-1968	2,537	9,459,239	563,772,040.00	7.45	41,980,547.50
1968-1969	2,623	9,912,630	630,034,977.00	7.42	46,743,699.90
1969-1970	2,678	10,735,962	712,244,838.00	7.28	51,882,798.39
1970-1971	2,873	11,737,046	778,550,830.00	7.18	55,876,621.72
1971-1972	2,959	12,769,157	864,502,920.00	7.06	61,038,724.52
1972-1973	3,019	13,747,714	978,174,354.00	7.02	68,669,716.49
1973-1974	3,160	14,883,698	1,083,208,538.00	7.05	76,315,213.03
1974-1975	3,229	16,192,983	1,156,152,799.00	7.21	83,593,771.84
1975-1976	3,252	16,293,398	1,168,767,050.00	7.27	84,996,163.58
1976-1977	3,307	16,276,898	1,244,159,788.00	7.18	89,376,224.14
1977-1978	3,416	16,789,933	1,361,155,037.00	6.70	91,211,859.38
Totals	85,638	309,318,457	\$18,042,149,281.00	7.18%	\$1,295,171,156.56

EXHIBIT "L"
DIVISION OF PARI-MUTUEL WAGERING
SUMMARY OF ADDITIONAL DAYS OF RACING HELD FOR
CHARITABLE PURPOSES DURING FISCAL PERIOD

	<i>Date</i>	<i>Statutory Authority</i>	<i>Beneficiary</i>	<i>Paid Attendance</i>	<i>Pari-Mutuel Handle</i>
Associated Outdoor Clubs, Inc.	9-27-77	550.03	Charity	4,305	\$ 343,492
	12-13-77	63-738	Univ. of Tampa Scholar.	4,464	395,220
	12-20-77	550.08	Board of Regents	4,386	365,407
Bayard Raceways, Inc.	10-11-77	550.08	Board of Regents	2,046	176,394
	10-25-77	550.03	United Fund of St. Augustine and St. John's County	1,939	160,366
				1,939	160,366
Biscayne Kennel Club, Inc.	9-21-77	550.03	Charity	4,973	498,324
	9-28-77	550.03	Charity	5,485	558,373
	10-05-77	550.03	Univ. of Miami & FIU	5,570	558,070
	10-12-77	550.08	Board of Regents	4,791	469,315
Bonita-Ft. Myers Corporation	12-15-77	550.03	Misc. Charity	1,445	115,452
	12-22-77	550.08	Board of Regents	1,804	122,068
	3-30-78	550.03	Edison Comm. College	2,232	137,006
Calder Race Course, Inc.	**5-10-77	550.41	Charity	5,226	611,901
	**5-17-77	550.41	Charity	5,526	691,081
	**5-24-77	550.41	Charity	5,246	622,657
	11- 1-77	550.41	Charity	5,262	702,741
	5-16-78	550.41	Charity	5,640	758,288
	5-23-78	550.41	Charity	5,514	701,922
Dania Jai-Alai Palace, Inc.	12-15-77	550.08	Board of Regents	3,600	212,752
	12-20-77	550.03	Charity	4,900	243,514
	1-12-78	550.03	Charity	5,077	252,390
Daytona Beach Kennel Club, Inc.	9- 7-77	550.03	Charity	2,538	191,094
	9-14-77	550.03	Charity	2,348	153,836
	9-21-77	550.08	Board of Regents	1,986	142,183
Florida Downs and Turf Club, Inc.	1-31-78	67-620	Arts Council of Tampa	2,957	287,629
	2- 7-78	63-738	Univ. of Tampa Aca.	2,882	281,970
	2-17-78	550.03	Charity	3,059	289,253
	2-24-78	550.03	Charity	3,713	299,236
	2-28-78	550.03	Pasco Hernando Comm. College	3,013	301,743
	3- 7-78	550.03	St. Pete Comm. College, Hillsborough Com. Coll.	3,368	308,369
	3-17-78	67-620	St. Leo College & Misc. Charities	2,747	262,115
	3-21-78	550.08	Board of Regents	3,026	285,203
Florida Jai-Alai, Inc.	12-26-77	550.03	Florida A&M Univ.	2,642	107,740
	12-27-77	550.08	Board of Regents	2,709	110,148
	12-28-77	550.03	Charity	2,709	110,786
	1- 3-78	550.03	Charity	2,356	108,539
	1- 4-78	68-60	Seminole Comm. College	2,075	100,341

**Prior Fiscal Year

	<i>Date</i>	<i>Statutory Authority</i>	<i>Beneficiary</i>	<i>Paid Attendance</i>	<i>Pari-Mutuel Handle</i>
The Fronton, Inc.	2- 7-78	550.03	Civic Opera of Palm Beach	3,578	169,930
	2-14-78	550.03	Charity	3,418	153,334
	2-21-78	550.03	Charity	4,534	183,308
Golden Crown Corp.	3- 1-78	550.03	Charity	1,097	68,807
	3- 8-78	550.03	Charity	1,035	71,394
	3-15-78	550.03	Charity	990	67,820
	3-22-78	550.08	Board of Regents	1,040	65,829
	3-29-78	550.03	Florida A&M Univ.	1,037	70,728
Gulfstream Park Racing Assoc., Inc.	*4-27-78	550.03	Charity	6,327	976,275
	5-4-78	550.03	Univ. of Miami & Misc. Charities	5,280	834,080
	5- 5-78	550.03	Nova Univ. & Misc. Charities	5,257	882,751
Investment Corporation of Palm Beach	1- 4-78	550.08	Board of Regents	3,034	237,364
	1-11-78	550.03	Florida Atlantic Univ. Palm Beach Jr. Col. & Marymount College	2,596	192,990
	1-18-78	550.03	Charity	2,841	217,046
	1-25-78	550.03	Charity	2,944	216,632
Investment Corporation of South Florida	12-20-77	550.08	Board of Regents	5,369	420,919
	12-21-77	550.03	Charity	4,372	385,646
	12-22-77	550.03	Charity	4,286	380,015
Jacksonville Kennel Club, Inc.	5-23-78	550.08	Board of Regents	2,262	196,040
	5-25-78	550.03	Jacksonville Univ., Ed Waters College, United Way Fund	2,750	216,024
Jefferson County Kennel Club, Inc.	9-26-77	550.03	Monticello Opera Co.	1,495	106,024
	9-27-77	550.03	Charity	1,175	89,690
	9-28-77	550.03	Charity	1,271	100,169
	9-29-77	550.08	Board of Regents	1,296	105,426
Keys Racing Assn., Ltd.	3- 8-78	550.03	Fla. Keys Comm. Coll.	651	34,514
	3-15-78	550.03	United Way	601	39,338
	3-29-78	550.08	Board of Regents	556	37,840
Miami Jai-Alai, Inc.	3- 7-78	550.03	Univ. of Miami et. al.	5,869	356,766
	3-14-78	550.03	Univ. of Miami et. al.	4,794	307,512
	3-21-78	550.03	Univ. of Miami et. al.	5,729	347,295
	3-28-78	550.03	Univ. of Miami & F.I.U.	5,246	337,741
	4- 4-78	550.08	Board of Regents	5,733	359,287
	4-11-78	72-457	Barry College & Fla. Mem. College	4,865	351,887
Ocala Jai-Alai, Inc.	9-27-77	550.03	Charity	923	51,976
	10-11-77	550.03	Charity	943	57,592
	10-18-77	550.08	Board of Regents	823	45,931
Orange Park Kennel Club, Inc.	9- 6-77	550.08	Board of Regents	1,903	126,656
	9-13-77	550.03	Jacksonville Univ., Edward Waters College and United Fund	1,977	139,578

	<i>Date</i>	<i>Statutory Authority</i>	<i>Beneficiary</i>	<i>Paid Attendance</i>	<i>Pari-Mutuel Handle</i>
Pensacola Greyhound Racing, Inc.	5- 2-78	550.03	Greyhound Park Found.	1,264	89,540
	5- 9-78	550.08	Board of Regents	1,149	89,246
	5-16-78	550.03	Pensacola Greyhound Racing Non-Sect. Charity	1,438	98,905
	5-23-78	550.03	Univ. of West Fla. & Pensacola Jr. College	1,204	84,857
St. Petersburg Kennel Club, Inc.	1-10-78	550.08	Board of Regents	3,773	344,432
	1-12-78	550.03	United Way	5,943	467,408
	1-17-78	550.03	St. Pete Jr. College, Eckerd College	5,076	373,666
Sanford-Orlando Kennel Club, Inc.	1- 3-78	550.08	Board of Regents	2,352	180,184
	1-10-78	68-60	Seminole Jr. College	2,062	170,962
	1-17-78	550.03	Charity	2,762	211,869
	1-26-78	550.03	Sentinel-Star Comm. Assoc.	3,085	233,972
Sarasota Kennel Club, Inc.	5- 9-78	550.08	Board of Regents	3,065	225,309
	5-16-78	550.03	Manatee Jr. College & New College	2,845	223,205
	5-23-78	550.03	Charity	2,685	218,391
Sports Palace, Inc.	10-12-77	550.03	Charity	1,256	78,054
	10-19-77	550.03	Charity	1,261	78,332
	10-26-77	550.08	Board of Regents	1,351	76,780
Tampa JaiAlai, Inc.	2-14-78	550.03	Misc. Charity	3,686	206,461
	2-21-78	550.03	Misc. Charity	4,334	219,265
	3- 7-78	67-620	St. Leo College	3,848	216,617
	3-14-78	67-620	Tampa Arts Council	3,826	210,465
	3-21-78	63-738	Univ. of Tampa Academic Scholarship	4,355	200,838
	3-28-78	550.08	Board of Regents	4,370	209,703
	4- 4-78	61-995	Univ. of Tampa Athletic Scholarship	3,324	205,441
Tourist Attractions, Inc.	4- 4-78	550.03	Charity	3,833	276,656
	4- 5-78	550.03	Charity	3,715	253,056
	4- 6-78	550.08	Board of Regents	3,376	242,893
Tropical Park, Inc. (at Calder)	*11-15-77	550.03	Charity	5,922	759,787
	11-22-77	550.03	Univ. of Miami & F.I.U.	6,103	778,308
	11-29-77	550.03	Charity	6,232	852,513
	12- 6-77	550.03	Charity	5,067	753,973
Volusia Jai-Alai, Inc.	6- 6-78	550.08	Board of Regents	1,650	89,077
	6- 7-78	550.03	Charity	1,582	97,026
	6-13-78	550.03	Charity	1,829	96,842
Washington County Kennel Club, Inc.	5-16-78	550.03	Chipley Quarterback Club & Vernon H.S.	1,155	86,148
	5-23-78	550.03	Bay City Cancer Fund, Washington County Cancer Fund	1,023	92,071
	5-30-78	550.08	Board of Regents	887	71,722

*Denotes Days Run for Hialeah, Inc.

	<i>Date</i>	<i>Statutory Authority</i>	<i>Beneficiary</i>	<i>Paid Attendance</i>	<i>Pari-Mutuel Handle</i>
West Flagler	12-15-77	550.08	Board of Regents	3,429	268,324
Associates, Ltd.	12-19-77	550.03	Charity	3,253	296,944
	12-20-77	550.03	Univ. of Miami & F.I.U.	3,151	299,666
	12-21-77	550.03	Charity	2,749	283,048

ASSOCIATED OUTDOOR CLUBS, INC.
P. O. Box 8096, Tampa, Florida 33674

Officers

John H. Hater, *President*

James J. Patton, <i>Vice-President</i>	Harry J. Hater, Jr., <i>Treasurer</i>
Robert E. Hater, <i>Secretary</i>	Charles W. Bidwill, Jr., <i>Asst. Treasurer</i>
Frank L. Cowles, <i>Asst. Secretary</i>	James E. Heile, <i>Asst. Treasurer</i>
William H. Johnston, Jr., <i>Asst. Secretary</i>	

Directors

Charles W. Bidwill, Jr.	Robert E. Hater	James J. Patton
John H. Hater	Harry J. Hater, Jr.	James E. Heile
William H. Johnston, Jr.		

Dog Track — Tampa

101 Racing Days — Sept. 6, 1977 to Jan. 4, 1978 — 150 Performances

Pari-Mutuel Handle.....	\$64,688,530.00
Average Performance	431,256.87
Average Wager per Capita.....	82.08
<i>(Based on Taxable Admissions)</i>	
Total Paid Attendance	788,094
Average Paid Attendance per Performance	5,254
Net Commission = 17.6% of P-M Handle less \$170.00 Track Allowance per Race*	

STATE REVENUE

3/17 of Net Commission (Counties).....	\$ 1,886,655.90
2/17 of Net Commission (Old Age Assistance)	1,257,770.60
.006% of Commission (General Revenue Fund).....	388,131.27
2/17 of Net Commission (Counties).....	1,257,770.60
25% of Breaks (Counties).....	50,103.44
75% of Breaks (Old Age Assistance).....	150,312.64
Admission Tax (General Revenue).....	84,335.17
	\$ 5,075,079.62
Occupational Licenses (Counties).....	3,757.00
Kennel Names (Counties).....	50.00
Total State Revenue.....	\$ 5,078,886.62

TRACK REVENUE

1,800 Races @ \$170.00 Allowance per Race.....	\$ 306,000.00
10/17 of Net Commission.....	6,288,853.00
Total Track Revenue (10.2%).....	\$ 6,594,853.00

MISCELLANEOUS

Distributed to Public from P-M Handle (82.1%)	\$53,102,932.55
Distributed to Public from Track for Minus Pool.....	9.25
Total Distributed to Public.....	\$53,102,941.80

Seating Capacity: 7,000 — Parking: 3,900 spaces
Overall Length of Track: 1,440 feet
Length of Stretch: 210 feet — Width of Track: 18 feet
Equipment: Single Outside Lure, American Totalisator, Inc.

*Additional Takeout as of 6/10/77

BAYARD RACEWAYS, INC.
P. O. Box 1895, Jacksonville, Florida 32201

Officers

James J. Patton, *President*

Charles W. Bidwill, *Vice President* William H. Johnston, Jr., *Vice President*
Donald W. Howell, *Secretary, Treasurer*

Directors

James J. Patton	Charles W. Bidwill	Carl T. Hoffman
Donald W. Howell	William H. Johnston, Jr.	John J. Patton
	John A. Rush, Sr.	

Dog Track — Bayard

52 Racing Days —	Oct. 3, 1977 to Dec. 3, 1977	— 61 Performances
48	March 13, 1978 to May 6, 1978	56
100		117

Pari-Mutuel Handle.....	\$27,550,966.00
Average Performance	235,478.34
Average Wager per Capita.....	86.18
<i>(Based on Taxable Admissions)</i>	
Total Paid Attendance	319,705
Average Paid Attendance per Performance	2,733
<i>Net Commission = 17.6% of P-M Handle less \$170.00 Track Allowance per Race*</i>	

STATE REVENUE

3/17 of Net Commission (Counties).....	\$ 784,408.98
2/17 of Net Commission (Old Age Assistance).....	522,939.32
.006% of Commission (General Revenue Fund).....	165,305.57
2/17 of Net Commission (Counties).....	522,939.32
25% of Breaks (Counties).....	18,776.57
75% of Breaks (Old Age Assistance).....	56,331.49
Admission Tax (General Revenue).....	36,482.20
	\$ 2,107,183.45
Occupational Licenses (Counties).....	532.00
Total State Revenue	\$ 2,107,715.45

TRACK REVENUE

1,404 Races @ \$170.00 Allowance per Race.....	\$ 238,680.00
10/17 of Net Commission	2,614,696.60
Total Track Revenue (10.4%).....	\$ 2,853,376.60

MISCELLANEOUS

Distributed to Public from P-M Handle (82.1%)	\$22,626,888.15
Distributed to Public from Track for Minus Pool.....	274.55
Total Distributed to Public	\$22,627,162.70

Seating Capacity: 2,500 — Parking: spaces 4,000
Overall Length of Track: feet 1,433
Length of Stretch: 362½ feet — Width of Track: 20 feet
Equipment: Single, Outside Lure, American Totalisator, Inc.

*Additional Takeout as of 6/10/77

BONITA-FT. MYERS CORPORATION
P. O. Box 250, Bonita Springs, Florida 33923

Officers

David Hecht, Chairman of the Board
Arthur Posner, Vice-President

Paul Lewin, President
George M. Simon, Secretary-Treasurer

Directors

David Hecht
Arthur Posner

Paul Lewin
George M. Simon

Dog Track — Bonita Springs
105 Racing Days — Dec. 8, 1977 to April 17, 1978 — 155 Performances

Pari-Mutuel Handle.....	\$23,930,310.00
Average Performance	154,389.10
Average Wager per Capita	66.76
<i>(Based on Taxable Admissions)</i>	
Total Paid Attendance	358,426
Average Paid Attendance per Performance	2,312
Net Commission = 17.6% of P-M Handle less \$170.00 Track Allowance per Race*	

STATE REVENUE

3/17 of Net Commission (Counties).....	\$ 662,109.30
2/17 of Net Commission (Old Age Assistance).....	441,406.20
.006% of Commission (General Revenue Fund).....	143,582.23
2/17 of Net Commission (Counties).....	441,406.20
25% of Breaks (Counties).....	27,831.72
75% of Breaks (Old Age Assistance).....	83,497.49
Admission Tax (General Revenue).....	39,054.67
	<u>\$ 1,838,887.81</u>
Occupational Licenses (Counties).....	2,526.00
Kennel Names (Counties).....	150.00
Total State Revenue.....	<u>\$ 1,841,563.81</u>

TRACK REVENUE

1,860 Races @ \$170.00 Allowance per Race.....	\$ 316,200.00
10/17 of Net Commission.....	2,207,031.00
Total Track Revenue (10.5%).....	<u>\$ 2,523,231.00</u>

MISCELLANEOUS

Distributed to Public from P-M Handle (81.9%).....	\$19,607,245.86
Distributed to Public from Track for Minus Pool.....	184.94
Total Distributed to Public.....	<u>\$19,607,430.80</u>

Seating Capacity: 5,000 — Parking: 4,000 spaces
Overall Length of Track: ¼ mile
Length of Stretch: 300 feet — Width of Track: 18 feet
Equipment: Double, Inside Lure, Automatic Tote, Inc.

*Additional Takeout as of 6/10/77

DAYTONA BEACH KENNEL CLUB, INC.
P. O. Box 2360, Daytona Beach, Florida 32015

Officers

John G. Masoni, <i>President</i>	Robert Entis, <i>Secretary</i>
Carl J. Zipfel, <i>Vice-President</i>	John G. Masoni, <i>Treasurer</i>
Francis D. Littlefield, <i>Asst. Treasurer, Asst. Secretary</i>	
Marvin J. Laronge, <i>Asst. Secretary</i>	

Directors

John G. Masoni	Robert Entis
Francis D. Littlefield	Carl Zipfel

Dog Track — Daytona Beach		
July 1, 1977 to Sept. 30, 1977		
79 Racing Days —	June 1, 1978 to June 30, 1978	— 114 Performances
26		37
105		151

Pari-Mutuel Handle.....	\$36,057,051.00
Average Performance	238,788.42
Average Wager per Capita.....	75.21
<i>(Based on Taxable Admissions)</i>	
Total Paid Attendance	479,422
Average Paid Attendance per Performance	3,175
<i>Net Commission = 17.6% of P-M Handle less \$170.00 Track Allowance per Race*</i>	

STATE REVENUE

3/17 of Net Commission (Counties).....	\$ 1,027,351.53
2/17 of Net Commission (Old Age Assistance).....	684,901.02
.006% of Commission (General Revenue Fund).....	216,342.05
2/17 of Net Commission (Counties).....	684,901.02
25% of Breaks (Counties).....	27,432.38
75% of Breaks (Old Age Assistance).....	82,299.50
Admission Tax (General Revenue).....	50,446.63
	\$ 2,773,674.13
Occupational Licenses (Counties).....	4,571.00
Kennel Names (Counties).....	400.00
Total State Revenue	\$ 2,778,645.13

TRACK REVENUE

1,812 Races @ \$170.00 Allowance per Race.....	\$ 308,040.00
10/17 of Net Commission	3,424,505.10
Total Track Revenue (10.4%).....	\$ 3,732,545.10

MISCELLANEOUS

Distributed to Public from P-M Handle (82.1%)	\$29,601,278.40
Distributed to Public from Track for Minus Pool.....	369.20
Total Distributed to Public.....	\$29,601,647.60

Seating Capacity: 3,100 — Parking: 2,000 spaces
Overall Length of Track: 1,320 feet
Length of Stretch: 300 feet — Width of Track: 22 feet
Equipment: Single, Inside Lure, Automatic Tote, Inc.

*Additional Takeout as of 6/10/77

INVESTMENT CORPORATION OF PALM BEACH
 P. O. Box 790, West Palm Beach, Florida 33409

Officers

Patrick J. Rooney, *President* John T. Macartney, *Vice-President*
 Timothy J. Rooney, *Vice-President* Arthur J. Rooney, Jr., *Vice-President*
 John J. Rooney, *Vice-President* Daniel M. Rooney, *Treasurer & Secretary*

Directors

Arthur J. Rooney, Sr. John J. Rooney Patrick J. Rooney
 Timothy J. Rooney Daniel M. Rooney Arthur J. Rooney, Jr.
 John E. Boggiano John T. Macartney Phil D. O'Connell, Sr.

Dog Track — West Palm Beach

105 Racing Days — Dec. 26, 1977 to May 2, 1978 — 159 Performances

Pari-Mutuel Handle.....	\$38,178,212.00
Average Performance.....	240,114.54
Average Wager per Capita.....	74.70
<i>(Based on Taxable Admissions)</i>	
Total Paid Attendance.....	511,055
Average Paid Attendance per Performance.....	3,214
<i>Net Commission = 17.6% of P-M Handle less \$170.00 Track Allowance per Race*</i>	

STATE REVENUE

3/17 of Net Commission (Counties).....	\$ 1,088,136.36
2/17 of Net Commission (Old Age Assistance).....	725,424.24
.006% of Commission (General Revenue Fund).....	229,069.49
2/17 of Net Commission (Counties).....	725,424.24
25% of Breaks (Counties).....	33,083.36
75% of Breaks (Old Age Assistance).....	99,252.32
Admission Tax (General Revenue).....	55,596.08
	<u>\$ 2,955,986.09</u>
Occupational Licenses (Counties).....	3,511.50
Kennel Names (Counties).....	200.00
Total State Revenue.....	<u>\$ 2,959,697.59</u>

TRACK REVENUE

1,907 Races @ \$170.00 Allowance per Race.....	\$ 324,190.00
10/17 of Net Commission.....	3,627,121.20
Total Track Revenue (10.4%).....	<u>\$ 3,951,311.20</u>

MISCELLANEOUS

Distributed to Public from P-M Handle (82.1%).....	\$31,326,510.79
Distributed to Public from Track for Minus Pool.....	1,500.51
Total Distributed to Public.....	<u>\$31,328,011.30</u>

Seating Capacity: 4,400 — Parking: 3,500 spaces
 Overall Length of Track: 1,320 feet
 Length of Stretch: 250 feet — Width of Track: 18 feet
 Equipment: Single, Inside Lure, Automatic Tote, Inc.

*Additional Takeout as of 6/10/77

JACKSONVILLE KENNEL CLUB, INC.
P. O. Box 1895, Jacksonville, Florida 32201

Officers

James J. Patton, *President*
Donald W. Howell, *Vice-President* Charles W. Bidwill, *Secretary-Treasurer*

Directors

James J. Patton Carl T. Hoffman John J. Patton
Donald W. Howell John C. Howell Charles Bidwill
John A. Rush, Sr. Robert J. Pitocchelli William H. Johnston, Jr.

Dog Track — Jacksonville

45 Racing Days — May 8, 1978 to June 30, 1978 — 57 Performances

Pari-Mutuel Handle.....	\$14,770,048.00
Average Performance	259,123.65
Average Wager per Capita	84.19
<i>(Based on Taxable Admissions)</i>	
Total Paid Attendance	175,440
Average Paid Attendance per Performance	3,078
<i>Net Commission = 17.6% of P-M Handle less \$170.00 Track Allowance per Race*</i>	

STATE REVENUE

3/17 of Net Commission (Counties).....	\$ 422,581.44
2/17 of Net Commission (Old Age Assistance)	281,720.96
.006% of Commission (General Revenue Fund).....	88,620.25
2/17 of Net Commission (Counties).....	281,720.96
25% of Breaks (Counties).....	8,973.31
75% of Breaks (Old Age Assistance)	26,920.68
Admission Tax (General Revenue)	19,840.80
	<u>\$ 1,130,378.40</u>
Occupational Licenses (Counties).....	384.00
Total State Revenue	<u>\$ 1,130,762.40</u>

TRACK REVENUE

684 Races @ \$170.00 Allowance per Race	\$ 116,280.00
10/17 of Net Commission	1,408,604.80
Total Track Revenue (10.3%).....	<u>\$ 1,524,884.80</u>

MISCELLANEOUS

Distributed to Public from P-M Handle (82.2%)	\$12,134,625.60
Distributed to Public from Track for Minus Pool.....	1.20
Total Distributed to Public	<u>\$12,134,626.80</u>

Seating Capacity: 3,500 — Parking: 3,500 spaces
Overall Length of Track: 1,408 feet
Length of Stretch: 350 feet — Width of Track: 18 feet
Equipment: Single, Outside Lure, American Totalisator, Inc.

*Additional Takeout as of 6/10/77

JEFFERSON COUNTY KENNEL CLUB, INC.
P. O. Box 400, Monticello, Florida 32344

Officers

Steve Andris, *President*
M. Howard Williams, *Vice-President* Andy Andris, *Secretary-Treasurer*

Directors

Andy Andris Fred E. Deeb Nathaniel Polak
Steve Andris W. C. Hawkins M. Howard Williams

Dog Track Monticello

55 Racing Days —	July 1, 1977 to Sept. 3, 1977	— 66 Performances
20	Sept. 5, 1977 to Oct. 1, 1977	25
31	May 26, 1978 to June 30, 1978	37
<u>106</u>		<u>128</u>

Pari-Mutuel Handle.....	\$15,598,982.00
Average Performance	121,867.05
Average Wager per Capita.....	73.54
<i>(Based on Taxable Admissions)</i>	
Total Paid Attendance	212,108
Average Paid Attendance per Performance	1,657
<i>Net Commission = 17.6% of P-M Handle less \$170.00 Track Allowance per Race*</i>	

STATE REVENUE

3/17 of Net Commission (Counties).....	\$ 422,069.46
2/17 of Net Commission (Old Age Assistance)	281,379.64
.006% of Commission (General Revenue Fund).....	93,594.20
2/17 of Net Commission (Counties).....	281,379.64
25% of Breaks (Counties).....	14,661.77
75% of Breaks (Old Age Assistance)	43,986.78
Admission Tax (General Revenue).....	21,210.80
	<u>\$ 1,158,282.29</u>
Occupational Licenses (Counties).....	2,691.00
Kennel Names (Counties).....	250.00
Total State Revenue	<u>\$ 1,161,223.29</u>

TRACK REVENUE

1,530 Races @ \$170.00 Allowance per Race.....	\$ 260,100.00
10/17 of Net Commission	1,406,898.20
Total Track Revenue (10.7%).....	<u>\$ 1,666,998.20</u>

MISCELLANEOUS

Distributed to Public from P-M Handle (82.0%)	\$12,794,912.31
Distributed to Public from Track for Minus Pool.....	220.39
Total Distributed to Public	<u>\$12,795,132.70</u>

Seating Capacity: 1,800 — Parking: 1,900 spaces
Overall Length of Track: 1,426 feet
Length of Stretch: 361 feet — Width of Track: 20 feet
Equipment: Single, Inside Lure, American Totalisator, Inc.

*Additional Takeout as of 6/10/77

KEYS RACING ASSOCIATION, LTD.
P. O. Box 2451, Key West, Florida 33040

General Partner
Pensacola Greyhound Racing, Inc.

Limited Partners

George Coury Estate of Joseph E. Carney, Sr. George Kastenbaum

Officers

Joseph E. Carney, Jr., *President* Joshua J. Segal, *Vice-President*
James H. Look, *Secretary* Dr. Thomas F. Carney, *Vice President*

Directors

Dr. Thomas F. Carney Joseph E. Carney, Jr. James H. Look
Abe Levin Joshua J. Segal

Dog Track — Key West

105 Racing Days — Dec. 1, 1977 to April 5, 1978 — 123 Performances

Pari-Mutuel Handle.....	\$ 4,852,064.00
Average Performance	39,447.67
Average Wager per Capita.....	60.41
<i>(Based on Taxable Admissions)</i>	
Total Paid Attendance	80,320
Average Paid Attendance per Performance	653
<i>Net Commission = 17.6% of P-M Handle less \$170.00 Track Allowance per Race*</i>	

STATE REVENUE

3/17 of Net Commission (Counties).....	\$ 101,821.92
2/17 of Net Commission (Old Age Assistance)	67,881.28
.006% of Commission (General Revenue Fund).....	29,112.48
2/17 of Net Commission (Counties).....	67,881.28
25% of Breaks (Counties).....	5,693.11
75% of Breaks (Old Age Assistance)	17,081.27
Admission Tax (General Revenue).....	8,032.00
	<u>\$ 297,503.34</u>
Occupational Licenses (Counties).....	782.00
Total State Revenue	<u>\$ 298,285.34</u>

TRACK REVENUE

1,458 Races @ \$170.00 Allowance per Race.....	\$ 247,860.00
10/17 of Net Commission.....	339,406.40
Total Track Revenue(12.1%).....	<u>\$ 587,266.40</u>

MISCELLANEOUS

Distributed to Public from P-M Handle (81.9%)	\$ 3,975,326.26
Distributed to Public from Track for Minus Pool.....	102.94
Total Distributed to Public.....	<u>\$ 3,975,429.20</u>

Seating Capacity: 550 — Parking: 400 spaces
Overall Length of Track: 1,320 feet
Length of Stretch: 175 feet — Width of Track: 19 feet
Equipment: Single, Inside Lure, American Totalisator, Inc..

*Additional Takeout as of 6/10/77

MIAMI BEACH KENNEL CLUB, INC.
33 South Collins Avenue, Miami Beach, Florida 33139

Officers

James J. Patton, *President* Charles W. Bidwill, Jr., *Vice-President*
William H. Johnston, Jr., *Secretary* Carl T. Hoffman, *Treasurer*

Directors

James J. Patton William H. Johnston, Jr.
Charles W. Bidwill, Jr. Carl T. Hoffman

Dog Track — Miami Beach

97 Racing Days — Jan. 10, 1978 to May 2, 1978, Incl. — 103 Performances

Pari-Mutuel Handle.....	\$30,142,006.00
Average Performance	292,640.84
Average Wager per Capita.....	76.05
<i>(Based on Taxable Admissions)</i>	
Total Paid Attendance	396,338
Average Paid Attendance per Performance	3,848
<i>Net Commission = 17.6% of P-M Handle less \$170.00 Track Allowance per Race*</i>	

STATE REVENUE

3/17 of Net Commission (Counties).....	\$ 867,180.18
2/17 of Net Commission (Old Age Assistance)	578,120.12
.006% of Commission (General Revenue Fund).....	180,851.93
2/17 of Net Commission (Counties).....	578,120.12
25% of Breaks (Counties).....	23,577.62
75% of Breaks (Old Age Assistance).....	70,734.39
Admission Tax (General Revenue).....	40,984.43
	\$ 2,339,568.79
Occupational Licenses (Counties).....	1,371.00
Total State Revenue	\$ 2,340,939.79

TRACK REVENUE

1,236 Races @ \$170.00 Allowance per Race.....	\$ 210,120.00
10/17 of Net Commission	2,890,600.60
Total Track Revenue (10.3%).....	\$ 3,100,720.60

MISCELLANEOUS

Distributed to Public from P-M Handle (82.1%)	\$24,742,701.04
Distributed to Public from Track for Minus Pool.....	132.66
Total Distributed to Public.....	\$24,742,833.70

Seating Capacity: 5,852 — Parking: 3,000 spaces
Overall Length of Track: 1,060 feet
Length of Stretch: 214 feet — Width of Track: 19 feet
Equipment: Single, Outside Lure, American Totalisator, Inc.

*Additional Takeout as of 6/10/77

ORANGE PARK KENNEL CLUB, INC.
P. O. Box 1895, Jacksonville, Florida 32201

Officers

James J. Patton, <i>President</i>	John A. Rush, Sr., <i>Vice-President</i>
Donald W. Howell, <i>Secretary</i>	William H. Johnston, Jr., <i>Treasurer</i>

Directors

Donald W. Howell	James J. Patton	John A. Rush, Sr.
William H. Johnston, Jr.	Carl T. Hoffman	John C. Howell
Charles W. Bidwill	John J. Patton	Robert J. Pitocchelli

Dog Track — Jacksonville

22 Racing Days —	Sept. 5, 1977 to Oct. 1, 1977	— 27 Performances
83	Dec. 6, 1977 to March 11, 1978	97
105		124

Pari-Mutuel Handle.....	\$32,817,345.00
Average Performance	264,656.01
Average Wager per Capita.....	81.07
<i>(Based on Taxable Admissions)</i>	
Total Paid Attendance	404,823
Average Paid Attendance per Performance	3,265
<i>Net Commission = 17.6% of P-M Handle less \$170.00 Track Allowance per Race*</i>	

STATE REVENUE

3/17 of Net Commission (Counties).....	\$ 939,880.35
2/17 of Net Commission (Old Age Assistance).....	626,586.90
.006% of Commission (General Revenue Fund).....	196,897.20
2/17 of Net Commission (Counties).....	626,586.90
25% of Breaks (Counties).....	22,325.49
75% of Breaks (Old Age Assistance).....	66,978.23
Admission Tax (General Revenue).....	46,170.15
	\$ 2,525,425.22
Occupational Licenses (Counties).....	2,623.00
Total State Revenue.....	\$ 2,528,048.22

TRACK REVENUE

1,488 Races @ \$170.00 Allowance per Race.....	\$ 252,960.00
10/17 of Net Commission.....	3,132,934.50
Total Track Revenue (10.3%).....	\$ 3,385,894.50

MISCELLANEOUS

Distributed to Public from P-M Handle (82.1%).....	\$26,952,195.43
Distributed to Public from Track for Minus Pool.....	24.17
Total Distributed to Public.....	\$26,952,219.60

Seating Capacity: 4,050 — Parking: 4,000 spaces
Overall Length of Track: 1,408 feet
Length of Stretch: 350 feet — Width of Track: 20 feet
Equipment: Single, Outside Lure, American Totalisator, Inc.

*Additional Takeout as of 6/10/77

PENSACOLA GREYHOUND RACING, INC.
P. O. Box 803, Pensacola, Florida 32594

Officers

Joseph E. Carney, Jr., *President*
James H. Look, *Secretary*

Dr. Thomas F. Carney, *Treasurer*
Abe Levin, *Vice-President*

Directors

Joseph E. Carney, Jr.
Dr. Thomas F. Carney

James H. Look

Abe Levin
Joshua J. Segal

Dog Track — Pensacola		
47 Racing Days —	July 1, 1977 to Sept. 3, 1977	— 70 Performances
11	Sept. 5, 1977 to Sept. 19, 1977	17
47	April 21, 1978 to June 30, 1978	69
105		156

Pari-Mutuel Handle.....	\$15,907,602.00
Average Performance	101,971.81
Average Wager per Capita.....	69.96
<i>(Based on Taxable Admissions)</i>	
Total Paid Attendance	227,397
Average Paid Attendance per Performance	1,458
<i>Net Commission = 17.6% of P-M Handle less \$170.00 Track Allowance per Race*</i>	

STATE REVENUE

3/17 of Net Commission (Counties).....	\$ 421,068.06
2/17 of Net Commission (Old Age Assistance)	280,712.04
.006% of Commission (General Revenue Fund).....	95,445.60
2/17 of Net Commission (Counties).....	280,712.04
25% of Breaks (Counties).....	16,587.86
75% of Breaks (Old Age Assistance)	49,765.86
Admission Tax (General Revenue).....	28,696.27
	\$ 1,172,987.73
Occupational Licenses (Counties).....	3,914.00
Kennel Names (Counties).....	350.00
Total State Revenue.....	\$ 1,177,251.73

TRACK REVENUE

1,872 Races @ \$170.00 Allowance per Race.....	\$ 318,240.00
10/17 of Net Commission	1,403,560.20
Total Track Revenue (10.8%).....	\$ 1,721,800.20

MISCELLANEOUS

Distributed to Public from P-M Handle (82.0%)	\$13,041,510.34
Distributed to Public from Track for Minus Pool.....	512.16
Total Distributed to Public.....	\$13,042,022.50

Seating Capacity: 2,000 — Parking: 2,500 spaces
Overall Length of Track: 1,320 feet
Length of Stretch: 195 feet — Width of Track: 23 feet
Equipment: Single, Inside Lure, American Totalisator, Inc.

*Additional Takeout as of 6/10/77

ST. PETERSBURG KENNEL CLUB, INC.
10490 Gandy Boulevard, St. Petersburg, Florida 33702

Officers

A. D. Weaver, *President*
Mrs. Pearl Hankins, *Vice-President* Joyce W. Brooks, *Vice-President*
A. V. Weaver, Jr., *Secretary-Treasurer*
William B. Heindel, *Assistant Secretary-Treasurer*

Directors

Joyce W. Brooks Glenn C. Loughridge A. D. Weaver
Paul A. Laughner A. V. Weaver, Jr. Mrs. Pearl Hankins
Wm. B. Heindel

Dog Track — St. Petersburg
101 Racing Days — Jan. 5, 1978 to May 6, 1978 — 153 Performances

Pari-Mutuel Handle.....	\$71,386,022.00
Average Performance	466,575.31
Average Wager per Capita.....	75.64
<i>(Based on Taxable Admissions)</i>	
Total Paid Attendance	943,814
Average Paid Attendance per Performance	6,169
<i>Net Commission = 17.6% of P-M Handle less \$170.00 Track Allowance per Race*</i>	

STATE REVENUE

3/17 of Net Commission (Counties).....	\$ 2,086,500.66
2/17 of Net Commission (Old Age Assistance).....	1,391,000.44
.006% of Commission (General Revenue Fund).....	428,316.35
2/17 of Net Commission (Counties).....	1,391,000.44
25% of Breaks (Counties).....	66,989.29
75% of Breaks (Old Age Assistance).....	200,965.54
Admission Tax (General Revenue).....	103,223.63
	<u>\$ 5,667,996.35</u>
Occupational Licenses (Counties).....	3,599.00
Kennel Names (Counties).....	150.00
Total State Revenue.....	<u>\$ 5,671,745.35</u>

TRACK REVENUE

1,836 Races @ \$170.00 Allowance per Race.....	\$ 312,120.00
10/17 of Net Commission.....	6,955,002.20
Total Track Revenue (10.2%).....	<u>\$ 7,267,122.20</u>

MISCELLANEOUS

Distributed to Public from P-M Handle (82.1%).....	\$58,554,127.08
Distributed to Public from Track for Minus Pool.....	12.32
Total Distributed to Public.....	<u>\$58,554,139.40</u>

Seating Capacity: 7,500 — Parking: 3,500 spaces
Overall Length of Track: 1,320 feet
Length of Stretch: 224 feet — Width of Track: 21 feet
Equipment: Single, Inside Lure, Automatic Tote, Inc.

*Additional Takeout as of 6/10/77

SANFORD-ORLANDO KENNEL CLUB, INC.
 Longwood, Florida 32750

Officers

Mrs. Katherine M. Nichols, *President*
 Miss Mary M. Kelly, *Executive Vice-President & Treasurer*
 Jack G. Collins, *Vice-President & Secretary*

Directors

Jerry Collins, *Chairman*
 Miss Mary M. Kelly
 Mrs. Katherine M. Nichols

Dog Track — Longwood
 105 Racing Days — Dec. 26, 1977 to May 1, 1978 — 159 Performances

Pari-Mutuel Handle.....	\$40,092,609.00
Average Performance	252,154.77
Average Wager per Capita.....	76.07
<i>(Based on Taxable Admissions)</i>	
Total Paid Attendance	527,070
Average Paid Attendance per Performance	3,315
<i>Net Commission = 17.6% of P-M Handle less \$170.00 Track Allowance per Race*</i>	

STATE REVENUE

3/17 of Net Commission (Counties).....	\$ 1,145,568.27
2/17 of Net Commission (Old Age Assistance)	763,712.18
.006% of Commission (General Revenue Fund).....	240,555.64
2/17 of Net Commission (Counties).....	763,712.18
25% of Breaks (Counties).....	31,298.04
75% of Breaks (Old Age Assistance)	93,896.61
Admission Tax (General Revenue).....	52,707.00
	<u>\$ 3,091,449.92</u>
Occupational Licenses (Counties).....	1,677.00
Total State Revenue	<u>\$ 3,093,126.92</u>

TRACK REVENUE

1,907 Races @ \$170.00 Allowance per Race.....	\$ 324,190.00
10/17 of Net Commission	3,818,560.90
Total Track Revenue (10.3%).....	<u>\$ 4,142,750.90</u>

MISCELLANEOUS

Distributed to Public from P-M Handle (82.1%)	\$32,911,115.18
Distributed to Public from Track for Minus Pool.....	137.42
Total Distributed to Public	<u>\$32,911,252.60</u>

Seating Capacity: 4,000 — Parking: 4,000 spaces
 Overall Length of Track: 1,320 feet
 Length of Stretch: 322 feet — Width of Track: 18 feet
 Equipment: Double, Inside Lure, Automatic Tote, Inc.

*Additional Takeout as of 6/10/77

WASHINGTON COUNTY KENNEL CLUB, INC.
 Ebro, Florida 32437

Officers

Luther F. Hess, *President*

John H. Hater, *Vice-President*

Paul Dervaes, *Vice-President & Treasurer*

Sidney Summers, *Secretary*

Directors

Luther F. Hess

John H. Hater

Dorothy Stevens

Paul Dervaes

Sidney Summers

Harry J. Hater, Jr.

Robert E. Hater

Stockton R. Hess

Dog Track — Ebro

56 Racing Days —	July 1, 1977 to Sept. 3, 1977	— 75 Performances
10	Sept. 5, 1977 to Sept. 17, 1977	13
40	May 12, 1978 to June 30, 1978	52
106		140

Pari-Mutuel Handle.....	\$16,427,580.00
Average Performance	117,339.85
Average Wager per Capita	74.81
<i>(Based on Taxable Admissions)</i>	
Total Paid Attendance	219,579
Average Paid Attendance per Performance	1,568
Net Commission = 17.6% of P-M Handle less \$170.00 Track Allowance per Race*	

STATE REVENUE

3/17 of Net Commission (Counties).....	\$ 442,427.40
2/17 of Net Commission (Old Age Assistance).....	294,951.60
.006% of Commission (General Revenue Fund).....	98,565.11
2/17 of Net Commission (Counties).....	294,951.60
25% of Breaks (Counties).....	16,884.82
75% of Breaks (Old Age Assistance).....	50,656.69
Admission Tax (General Revenue).....	21,957.90
	<u>\$ 1,220,395.12</u>
Occupational Licenses (Counties).....	3,664.00
Kennel Names (Counties).....	300.00
Total State Revenue.....	<u>\$ 1,224,359.12</u>

TRACK REVENUE

1,680 Races @ \$170.00 Allowance per Race.....	\$ 285,600.00
10/17 of Net Commission	1,474,758.00
Total Track Revenue (10.7%).....	<u>\$ 1,760,358.00</u>

MISCELLANEOUS

Distributed to Public from P-M Handle (82.0%)	\$13,468,784.78
Distributed to Public from Track for Minus Pool.....	89.72
Total Distributed to Public.....	<u>\$13,468,874.50</u>

Seating Capacity: 2,750 — Parking: 1,250 spaces
 Overall Length of Track: 1,344 feet
 Length of Stretch: 333 feet — Width of Track: 18 feet
 Equipment: Single, Inside Lure, Automatic Tote, Inc.

*Additional Takeout as of 6/10/77

WEST FLAGLER ASSOCIATES, LTD.
P. O. Box 35-460, Miami, Florida 33135

	<i>General Partners</i>	
Barbara H. Havenick	Sidney Lefcourt	David S. Hecht
Florence Hecht		Isabelle H. Amdur

	Dog Track — Miami	
55 Racing Days —	July 2, 1977 to Sept. 3, 1977	— 81 Performances
51	Nov. 7, 1977 to Jan. 9, 1978	72
51	May 3, 1978 to June 30, 1978	83
<u>157</u>		<u>236</u>

Pari-Mutuel Handle.....	\$120,136,502.00
Average Performance	509,052.97
Average Wager per Capita.....	90.07
<i>(Based on Taxable Admissions)</i>	
Total Paid Attendance	1,333,793
Average Paid Attendance per Performance	5,652
<i>Net Commission = 17.6% of P-M Handle less \$170.00 Track Allowance per Race*</i>	

STATE REVENUE

3/17 of Net Commission (Counties).....	\$ 3,519,135.06
2/17 of Net Commission (Old Age Assistance).....	2,346,090.04
.006% of Commission (General Revenue Fund).....	720,818.58
2/17 of Net Commission (Counties).....	2,346,090.04
25% of Breaks (Counties).....	115,294.21
75% of Breaks (Old Age Assistance).....	345,886.24
Admission Tax (General Revenue).....	136,741.40
	<u>\$ 9,530,055.57</u>
Occupational Licenses (Counties).....	3,800.00
Kennel Names (Counties).....	300.00
Total State Revenue	<u>\$ 9,534,155.57</u>

TRACK REVENUE

2,832 Races @ \$170.00 Allowance per Race.....	\$ 481,440.00
10/17 of Net Commission	11,730,450.20
Total Track Revenue (10.2%).....	<u>\$ 12,211,890.20</u>

MISCELLANEOUS

Distributed to Public from P-M Handle (82.0%)	\$ 98,531,297.63
Distributed to Public from Track for Minus Pool.....	16,240.67
Total Distributed to Public.....	<u>\$ 98,547,538.30</u>

Seating Capacity: 13,000 — Parking: 6,454 spaces
Overall Length of Track: ¼ Mile
Length of Stretch: 333 feet — Width of Track: 21 feet
Equipment: Double, Inside Lure, Automatic Tote, Inc.

*Additional Takeout as of 6/10/77

DANIA JAI-ALAI PALACE, INC.
P. O. Box 96, Dania, Florida 33004

Officers

Stephen F. Snyder, *President*
F. R. Warnhoff, *Vice-President* Owen P. Bell, *Secretary-Treasurer*
Fred S. Chase, *Vice-President, Comptroller*

Directors

Stephen F. Snyder Owen P. Bell F. R. Warnhoff

Jai-Alai — Dania

105 Playing Days — Dec. 2, 1977 to April 7, 1978 — 157 Performances

Pari-Mutuel Handle.....	\$39,648,728.00
Average Performance	252,539.67
Average Wager per Capita	53.96
<i>(Based on Taxable Admissions)</i>	
Total Paid Attendance	734,831
Average Paid Attendance per Performance	4,680

STATE REVENUE

3% of P-M Handle (Counties).....	\$ 1,189,461.84
2% of P-M Handle (Old Age Assistance).....	792,974.56
.006% of P-M Handle (General Revenue Fund)*	237,892.20
50% of Breaks (Old Age Assistance)	42,289.22
Admission Tax (General Revenue)	95,528.03
	<u>\$ 2,358,145.85</u>
Occupational Licenses (Counties).....	2,781.00
Total State Revenue	<u>\$ 2,360,926.85</u>

FRONTON REVENUE

12% of P-M Handle.....	\$ 4,757,847.36
50% of Breaks	42,288.28
Total Fronton Revenue (12.1%)	<u>\$ 4,800,135.64</u>

MISCELLANEOUS

Distributed to Public from P-M Handle (82.2%)	\$32,585,974.54
Distributed to Public from Fronton for Minus Pool16
Total Distributed to Public	<u>\$32,585,974.70</u>

Seating Capacity: 4,840 — Parking: 2,000 spaces
Height of Overhead: 47 feet
Length of Court: 180 feet — Width of Court: 52 feet
Equipment: Automatic Tote, Inc.

*Additional Takeout as of 6/10/77

FLORIDA JAI-ALAI, INC.
P. O. Box 107, Fern Park, Florida 32730

Officers

Hort A. Soper, *President-Treasurer*
Gordon E. Hulbert, *Vice-President-Secretary*

Directors

Hort A. Soper
Wilbur Brewton

Gordon E. Hulbert

Andrew Carraway
Joseph Murasko

Jai-Alai — Fern Park

106 Playing Days — Sept. 9, 1977 to Jan. 16, 1978 — 155 Performances

Pari-Mutuel Handle.....	\$21,810,944.00
Average Performance	140,715.77
Average Wager per Capital	53.72
<i>(Based on Taxable Admissions)</i>	
Total Paid Attendance	406,017
Average Paid Attendance per Performance	2,619

STATE REVENUE

3% of P-M Handle (Counties).....	\$ 654,328.32
2% of P-M Handle (Old Age Assistance).....	436,218.88
.006% of P-M Handle (General Revenue Fund)*	130,866.11
50% of Breaks (Old Age Assistance).....	24,179.54
Admission Tax (General Revenue).....	40,601.70
	<u>\$ 1,286,194.55</u>
Occupational Licenses (Counties).....	1,236.00
Total State Revenue	<u>\$ 1,287,430.55</u>

FRONTON REVENUE

12% of P-M Handle.....	\$ 2,617,313.28
50% of Breaks	24,172.98
Total Fronton Revenue (12.1%)	<u>\$ 2,641,486.26</u>

MISCELLANEOUS

Distributed to Public from P-M Handle (82.2%)	\$17,923,864.89
Distributed to Public from Fronton for Minus Pool	5.81
Total Distributed to Public	<u>\$17,923,870.70</u>

Seating Capacity: 3,163 — Parking: 1,700 spaces
Height of Overhead: 48 feet
Length of Court: 177 feet — Width of Court: 50 feet
Equipment: Automatic Tote, Inc.

*Additional Takeout as of 6/10/77

FORT PIERCE JAI-ALAI, INC.
P. O. Box 4045, Fort Pierce, Florida 33450

Officers

Richard P. Donovan, *President, Treasurer*
 Guillermo J. Diaz, *Vice-President & General Manager*
 H. Paul Rico, *Vice-President & Secretary*
 Charles Messana, *Controller & Assistant Secretary*

Directors

Richard P. Donovan Charles J. Messana H. Paul Rico

Jai-Alai — Fort Pierce		
43 Playing Days —	July 1, 1977 to Sept. 5, 1977	— 65 Performances
66	March 8, 1978 to June 30, 1978	97
109		162

Pari-Mutuel Handle.....	\$15,800,672.00
Average Performance	97,535.01
Average Wager per Capital	59.88
<i>(Based on Taxable Admissions)</i>	
Total Paid Attendance	263,872
Average Paid Attendance per Performance	1,629

STATE REVENUE

3% of P-M Handle (Counties).....	\$ 474,020.16
2% of P-M Handle (Old Age Assistance).....	316,013.44
.006% of P-M Handle (General Revenue Fund)*.....	94,788.03
50% of Breaks (Old Age Assistance).....	16,751.39
Admission Tax (General Revenue).....	30,013.76
	\$ 931,586.78
Occupational Licenses (Counties).....	1,550.00
Total State Revenue.....	\$ 933,136.78

FRONTON REVENUE

12% of P-M Handle.....	\$ 1,896,080.64
50% of Breaks	16,744.38
Total Fronton Revenue (12.1%)	\$ 1,912,825.02

MISCELLANEOUS

Distributed to Public from P-M Handle (82.2%)	\$12,986,273.96
Distributed to Public from Fronton for Minus Pool	6.44
Total Distributed to Public	\$12,986,280.40

Seating Capacity: 2,485 — Parking: 2,000 spaces
 Height of Overhead: 60 feet
 Length of Court: 176 feet — Width of Court: 50 feet
 Equipment: Automatic Tote, Inc.

*Additional Takeout as of 6/10/77

THE FRONTON, INC.
1415 West 45th Street, West Palm Beach, Florida 33407

Officers

Arthur W. Silvester, Sr., *President*
Arthur W. Silvester, Jr., *Executive Vice President & Secretary*
William A. Lord, *Vice-President-Treasurer*

Directors

Arthur W. Silvester, Sr., *Chairman*
Arthur W. Silvester, Jr. William A. Lord

Jai-Alai — West Palm Beach

105 Playing Days — Nov. 21, 1977 to March 27, 1978 — 155 Performances

Pari-Mutuel Handle.....	\$30,482,645.00
Average Performance	196,662.23
Average Wager per Capital	50.97
<i>(Based on Taxable Admissions)</i>	
Total Paid Attendance	598,006
Average Paid Attendance per Performance	3,858

STATE REVENUE

3% of P-M Handle (Counties).....	\$ 914,479.35
2% of P-M Handle (Old Age Assistance).....	609,652.90
.006% of P-M Handle (General Revenue Fund)*.....	182,895.86
50% of Breaks (Old Age Assistance).....	28,514.23
Admission Tax (General Revenue).....	59,800.60
	<u>\$ 1,795,342.94</u>
Occupational Licenses (Counties).....	1,918.00
Total State Revenue	<u>\$ 1,797,260.94</u>

FRONTON REVENUE

12% of P-M Handle.....	\$ 3,657,917.40
50% of Breaks	28,507.34
Total Fronton Revenue (12.1%)	<u>\$ 3,686,424.74</u>

MISCELLANEOUS

Distributed to Public from P-M Handle (82.2%)	\$25,060,677.92
Distributed to Public from Fronton for Minus Pool	6.28
Total Distributed to Public.....	<u>\$25,060,684.20</u>

Seating Capacity: 6,000 — Parking: 3,000 spaces
Height of Overhead: 40 feet
Length of Court: 176 feet — Width of Court: 50 feet
Equipment: American Totalisator, Inc.

*Additional Takeout as of 6/10/77

GOLDEN CROWN CORPORATION
 Big Bend Jai-Alai
 P. O. Box 388, Quincy, Florida 32351

Officers

Hort A. Soper, *President & Treasurer*
 Wilbur E. Brewton, *Secretary*

Directors

Hort A. Soper

Wilbur E. Brewton

Jai-Alai — Quincy

105 Playing Days — Jan. 27, 1978 to June 24, 1978 — 127 Performances

Pari-Mutuel Handle.....	\$ 7,848,892.00
Average Performance	61,802.30
Average Wager per Capital	59.93
<i>(Based on Taxable Admissions)</i>	
Total Paid Attendance	131,463
Average Paid Attendance per Performance	1,035

STATE REVENUE

3% of P-M Handle (Counties).....	\$ 235,466.76
2% of P-M Handle (Old Age Assistance).....	156,977.84
.006% of P-M Handle (General Revenue Fund)*.....	47,093.40
50% of Breaks (Old Age Assistance).....	8,899.15
Admission Tax (General Revenue).....	13,146.30
	<u>\$ 461,583.45</u>
Occupational Licenses (Counties).....	1,474.00
Total State Revenue.....	<u>\$ 463,057.45</u>

FRONTON REVENUE

12% of P-M Handle.....	\$ 941,867.04
50% of Breaks	8,898.51
Total Fronton Revenue (12.1%)	<u>\$ 950,765.55</u>

MISCELLANEOUS

Distributed to Public from P-M Handle (82.2%)	<u>\$ 6,449,689.30</u>
---	------------------------

Seating Capacity: 2,000 — Parking: 900 spaces
 Height of Overhead: 54 feet
 Length of Court: 178 feet — Width of Court: 50 feet
 Equipment: Automatic Tote, Inc.

*Additional Takeout as of 6/10/77

MIAMI JAI-ALAI, INC.
3500 N. W. 37th Avenue, Miami, Florida 33142

Officers

Richard P. Donovan, *President, Treasurer* Mariano A. Oliver, *Vice-President*
H. Paul Rico, *Vice-President, Secretary, General Manager*
Charles J. Messana, *Controller & Assistant Secretary*

Directors

Richard P. Donovan Charles J. Messana H. Paul Rico

Jai-Alai — Miami

105 Playing Days — Dec. 15, 1977 to April 25, 1978 — 156 Performances

Pari-Mutuel Handle.....	\$60,168,948.00
Average Performance	385,698.38
Average Wager per Capital	60.86
<i>(Based on Taxable Admissions)</i>	
Total Paid Attendance	988,646
Average Paid Attendance per Performance	6,337

STATE REVENUE

3% of P-M Handle (Counties).....	\$ 1,805,068.44
2% of P-M Handle (Old Age Assistance).....	1,203,378.96
.006% of P-M Handle (General Revenue Fund)*.....	361,014.19
50% of Breaks (Old Age Assistance).....	51,942.40
Admission Tax (General Revenue).....	128,523.98
	\$ 3,549,927.97
Occupational Licenses (Counties).....	3,319.00
Total State Revenue.....	\$ 3,553,246.97

FRONTON REVENUE

12% of P-M Handle.....	\$ 7,220,273.76
50% of Breaks	51,856.02
Total Fronton Revenue (12.1%)	\$ 7,272,129.78

MISCELLANEOUS

Distributed to Public from P-M Handle (82.2%)	\$49,475,414.23
Distributed to Public from Fronton for Minus Pool	85.47
Total Distributed to Public.....	\$49,475,499.70

Seating Capacity: 5,826 — Parking: 4,000 spaces
Height of Overhead: 60 feet
Length of Court: 176 feet — Width of Court: 55 feet
Equipment: Automatic Tote, Inc.

*Additional Takeout as of 6/10/77

OCALA JAI-ALAI, INC.
P. O. Box 548, Orange Lake, Florida 32681

Officers

Richard P. Donovan, *President, Treasurer*
Giles L. Ellis, Jr., *Vice-President* H. Paul Rico, *Secretary*
Richard Gerrity, *Vice-President* Charles J. Messana, *Controller & Asst. Secy.*

Directors

Richard P. Donovan Charles J. Messana H. Paul Rico

Jai-Alai — Ocala

82 Playing Days —	July 1, 1977 to Oct. 26, 1977	— 121 Performances
12	June 17, 1978 to June 30, 1978	18
<u>94</u>		<u>139</u>

Pari-Mutuel Handle.....	\$13,445,710.00
Average Performance	96,731.73
Average Wager per Capital	56.83
(Based on Taxable Admissions)	
Total Paid Attendance	236,598
Average Paid Attendance per Performance	1,702

STATE REVENUE

3% of P-M Handle (Counties).....	\$ 403,371.30
2% of P-M Handle (Old Age Assistance).....	268,914.20
.006% of P-M Handle (General Revenue Fund)*.....	80,673.69
50% of Breaks (Old Age Assistance).....	14,006.82
Admission Tax (General Revenue).....	35,503.91
	<u>\$ 802,469.92</u>
Occupational Licenses (Counties).....	1,341.00
Total State Revenue	<u>\$ 803,810.92</u>

FRONTON REVENUE

12% of P-M Handle.....	\$ 1,613,485.20
50% of Breaks	14,002.46
Total Fronton Revenue(12.1%)	<u>\$ 1,627,487.66</u>

MISCELLANEOUS

Distributed to Public from P-M Handle (82.2%)	\$11,051,256.33
Distributed to Public from Fronton for Minus Pool	3.77
Total Distributed to Public	<u>\$11,051,260.10</u>

Seating Capacity: 2,128 — Parking: 1,100 spaces
Height of Overhead: 50 feet
Length of Court: 176 feet — Width of Court: 48 feet
Equipment: Automatic Tote, Inc.

*Additional Takeout as of 6/10/77

SPORTS PALACE, INC.
P. O. Box 1257-EG, Melbourne, Florida 32935

Officers

Vance Schwartz, *President & Treasurer*
Richard C. Beagley, *Vice-President* William R. Pressley, *Vice-President*
Herbert P. Idelberger, *Secretary*

Directors

Vance Schwartz Richard C. Beagley Herbert P. Idelberger

Jai-Alai — Melbourne		
58 Playing Days —	Oct. 5, 1977 to Dec. 31, 1977	83 Performances
46	Jan. 2, 1978 to March 6, 1978	72
104		155

Pari-Mutuel Handle.....	\$14,327,169.00
Average Performance	92,433.35
Average Wager per Capital	58.18
<i>(Based on Taxable Admissions)</i>	
Total Paid Attendance	246,264
Average Paid Attendance per Performance	1,589

STATE REVENUE

3% of P-M Handle (Counties).....	\$ 429,815.07
2% of P-M Handle (Old Age Assistance).....	286,543.38
.006% of P-M Handle (General Revenue Fund)*.....	85,962.41
50% of Breaks (Old Age Assistance).....	13,079.06
Admission Tax (General Revenue).....	24,626.40
	\$ 840,026.32
Occupational Licenses (Counties).....	534.00
Total State Revenue	\$ 840,560.32

FRONTON REVENUE

12% of P-M Handle.....	\$ 1,719,260.28
50% of Breaks	13,058.81
Total Fronton Revenue (12.1%)	\$ 1,732,319.09

MISCELLANEOUS

Distributed to Public from P-M Handle (82.2%)	\$11,779,449.99
Distributed to Public from Fronton for Minus Pool	19.61
Total Distributed to Public	\$11,779,469.60

Seating Capacity: 2,525 — Parking: 1,700 spaces
Height of Overhead: 43 feet
Length of Court: 176 feet — Width of Court: 33 feet
Equipment: Western Totalisator, Ltd.

*Additional Takeout as of 6/10/77

TAMPA JAI-ALAI, INC.
P. O. Box 13485, Tampa, Florida 33609

Officers

Richard P. Donovan, *President, Treasurer*
Richard Gerrity, *Vice-President & General Manager*
H. Paul Rico, *Secretary* Giles Ellis, *Vice-President*
Charles J. Messina, *Controller & Assistant Secretary*

Directors

Richard P. Donovan Charles J. Messina H. Paul Rico

Jai-Alai — Tampa

105 Playing Days — Jan. 6, 1978 to June 10, 1978 — 159 Performances

Pari-Mutuel Handle.....	\$39,661,263.00
Average Performance	249,441.91
Average Wager per Capital	57.46
<i>(Based on Taxable Admissions)</i>	
Total Paid Attendance	690,292
Average Paid Attendance per Performance	4,341

STATE REVENUE

3% of P-M Handle (Counties).....	\$ 1,189,837.89
2% of P-M Handle (Old Age Assistance).....	793,225.26
.006% of P-M Handle (General Revenue Fund)*.....	237,967.67
50% of Breaks (Old Age Assistance).....	39,606.84
Admission Tax (General Revenue).....	89,737.96
	<u>\$ 2,350,375.62</u>
Occupational Licenses (Counties).....	1,630.00
Total State Revenue	<u>\$ 2,352,005.62</u>

FRONTON REVENUE

12% of P-M Handle.....	\$ 4,759,351.56
50% of Breaks	39,605.02
Total Fronton Revenue (12.1%)	<u>\$ 4,798,956.58</u>

MISCELLANEOUS

Distributed to Public from P-M Handle (82.2%)	\$32,601,668.76
Distributed to Public from Fronton for Minus Pool	1.04
Total Distributed to Public	<u>\$32,601,669.80</u>

Seating Capacity: 3,937 — Parking: 3,000 spaces
Height of Overhead: 50 feet
Length of Court: 176 feet — Width of Court: 48 feet
Equipment: Automatic Tote, Inc.

*Additional Takeout as of 6/10/77

VOLUSIA JAI-ALAI, INC.
 P. O. Box 2630, Daytona Beach, Florida 32015

Officers

Vance Schwartz, *President & Treasurer*

William R. Pressley, *Vice-President* Richard C. Beagley, *Vice-President*

Herbert P. Idelberger, *Secretary*

Directors

Vance Schwartz Richard C. Beagley Herbert P. Idelberger

Jai-Alai — Daytona Beach

46 Playing Days —	July 1, 1977 to Aug. 23, 1977	— 68 Performances
<u>82</u>	March 24, 1978 to June 30, 1978	<u>116</u>
128		184

Pari-Mutuel Handle.....	\$24,332,364.00
Average Performance	132,241.11
Average Wager per Capital	58.09
<i>(Based on Taxable Admissions)</i>	
Total Paid Attendance	418,862
Average Paid Attendance per Performance	2,276

STATE REVENUE

3% of P-M Handle (Counties).....	\$ 729,970.92
2% of P-M Handle (Old Age Assistance).....	486,647.28
.006% of P-M Handle (General Revenue Fund)*.....	145,993.50
50% of Breaks (Old Age Assistance).....	23,269.77
Admission Tax (General Revenue).....	47,630.95
	<u>\$ 1,433,512.42</u>
Occupational Licenses (Counties).....	2,214.00
Total State Revenue.....	<u>\$ 1,435,726.42</u>

FRONTON REVENUE

12% of P-M Handle.....	\$ 2,919,883.68
50% of Breaks	23,268.95
Total Fronton Revenue (12.1%)	<u>\$ 2,943,152.63</u>

MISCELLANEOUS

Distributed to Public from P-M Handle (82.2%)	<u>\$20,003,329.90</u>
---	------------------------

Seating Capacity: 4,465 — Parking: 2,079 spaces
 Height of Overhead: 43 feet
 Length of Court: 176 feet — Width of Court: 33 feet
 Equipment: Western Totalisator, Ltd.

*Additional Takeout as of 6/10/77

SEMINOLE PARK & FAIRGROUNDS, INC.
 P. O. Box 67, Casselberry, Florida 32707

Officers

Paul D. Bowlen, *Chairman of the Board*
 R. Neil Makin, *President, General Manager & Treasurer*
 William A. Bowlen, *Vice-President*
 Bernard C. O'Neill, Jr., *Secretary*

Directors

Paul D. Bowlen	Patrick B. Marks R. Neil Makin	William A. Bowlen
----------------	-----------------------------------	-------------------

Harness Horse Track — Casselberry		
39 Racing Days —	July 1, 1977 to Aug. 15, 1977	— 39 Performances
43	May 4, 1978 to June 30, 1978	43
<u>82</u>		<u>82</u>

Pari-Mutuel Handle.....	\$ 7,239,412.00
Average Performance	88,285.51
Average Wager per Capita	56.63
<i>(Based on Taxable Admissions)</i>	
Total Paid Attendance	127,835
Average Paid Attendance per Performance	1,559

STATE REVENUE

5.3% of P-M Handle (General Revenue Fund)*	\$ 383,688.83
Less: Total Purse Allowance	(345,051.67)
50% of Breaks (Old Age Assistance)	18,718.88
Admission Tax (General Revenue)	20,237.15
	<u>\$ 77,593.19</u>
Occupational Licenses (Counties).....	10,367.00
Stable Names (Counties)	300.00
Total State Revenue	<u>\$ 88,260.19</u>

TRACK REVENUE

Allowances from Taxes.....	\$ 345,051.67
Track Share of P-M Handle	991,799.45
Total Track Revenue	<u>\$ 1,336,851.12</u>

MISCELLANEOUS

Distributed to Public from P-M Handle (80.5%)	\$ 5,826,571.58
Distributed to Public from Track for Minus Pool.....	423.92
Total Distributed to Public	<u>\$ 5,826,995.50</u>
Florida Harness-Horse Promotion Fund 50% Breaks.....	<u>\$ 18,633.26</u>

Seating Capacity: 2,500 — Parking: 2,500 spaces
 Overall Length of Track: ¼ mile
 Length of Stretch: 546 feet — Width of Track: 70 feet
 Equipment: Western Totalisator, Ltd.

*Amended as of 6/10/77

TOURIST ATTRACTIONS, INC.
1800 S. W. 3rd Street, Pompano Beach, Florida 33060

Officers

Frederick L. Van Lennep, *Chairman & President*
J. D. Orth, *Vice-President*
Hector Van Lennep, *Vice-President & General Manager*
Mary Ann Trees, *Secretary* William P. Van Buren, *Treasurer*
Allen J. Finkelson, *Vice-President of Public Relations*

Directors

J. D. Orth Frederick L. Van Lennep William P. Van Buren

Harness Horse Track — Pompano Beach

102 Racing Days — Dec. 8, 1977 to April 17, 1978 — 102 Performances

Pari-Mutuel Handle.....	\$ 35,892,440.00
Average Performance	351,886.67
Average Wager per Capita	76.86
<i>(Based on Taxable Admissions)</i>	
Total Paid Attendance	466,987
Average Paid Attendance per Performance	4,578

STATE REVENUE

5.3% of P-M Handle (General Revenue Fund)*	\$ 1,902,299.34
Less: Total Purse Allowance	(450,000.00)
50% of Breaks (Old Age Assistance)	102,070.31
Admission Tax (General Revenue)	76,987.15
	\$ 1,631,356.80
Occupational Licenses (Counties).....	26,194.25
Stable Names (Counties)	3,550.00
Total State Revenue	\$ 1,661,101.05

TRACK REVENUE

Allowances from Taxes.....	\$ 450,000.00
Track Share of P-M Handle	4,694,803.33
Total Track Revenue	\$ 5,144,803.33

MISCELLANEOUS

Distributed to Public from P-M Handle (81.1%)	\$ 29,091,197.11
Distributed to Public from Track for Minus Pool.....	556.79
Total Distributed to Public	\$ 29,091,753.90
Florida Harness-Horse Promotion Fund 50% Breaks.....	\$ 102,069.91

Seating Capacity: 8,000 — Parking: 10,000 spaces
Overall Length of Track: 1/2 mile
Length of Stretch: 660 feet — Width of Track: 90 feet
Equipment: Digitote

*Amended as of 6/10/77

CALDER RACE COURSE, INC.
 210th Street & N.W. 27th Avenue, Miami, Florida 33055

Officers

James H. Binger, *Chairman of the Board*
 Elmer F. Vickers, Jr., *President*
 Harry P. Cain, *Vice-President* Charles V. McAdam, *Vice-President*
 Henry H. Taylor, Jr., *Secretary* Charles J. Hess, *Treasurer*

Directors

James H. Binger Eduardo Benet Henry H. Taylor, Jr.
 Harry T. Mangurian, Jr. Elmer F. Vickers, Jr. James W. McLamore
 Judge Hort A. Soper Willard A. Michaels

Horse Track — North Dade County		
82 Racing Days —	July 1, 1977 to Nov. 12, 1977	— 82 Performances
38	May 10, 1978 to June 30, 1978	38
120		120

Pari-Mutuel Handle.....	\$ 111,561,346.00
Average Performance	929,677.88
Average Wager per Capita	125.42
<i>(Based on Taxable Admissions)</i>	
Total Paid Attendance	889,489
Average Paid Attendance per Performance	7,412

STATE REVENUE

3% on Excess of \$400,000.00 Daily Average (Counties)*	\$ 313,513.32
5.6% of P-M Handle (Old Age Assistance)**	6,247,435.70
Less: Total Purse Allowance	(2,520,000.00)
Excess of Breaks (Old Age Assistance)**	36,581.18
Admission Tax (General Revenue)	143,285.48
	\$ 4,220,815.68
Occupational Licenses (Counties).....	39,111.75
Stable Names (Counties)	6,550.00
Total State Revenue	\$ 4,266,477.43

TRACK REVENUE

100% of Breaks**	\$ 706,236.58
Allowances from Taxes.....	2,520,000.00
Track Share of P-M Handle	13,037,267.02
Total Track Revenue	\$ 15,557,267.02

MISCELLANEOUS

Distributed to Public from P-M Handle	\$ 91,220,312.20
Distributed to Public from Track for Minus Pool.....	143.85
Total Distributed to Public	\$ 91,220,456.05

Seating Capacity: 19,176 — Parking: 9,000 spaces
 Overall Length of Track: 1 mile oval
 Length of Stretch: 990 feet — Width of Track: 80 feet
 Equipment: Automatic Tote, Inc.

*Repealed as of 6/9/77

**Amended as of 6/10/77

FLORIDA DOWNS & TURF CLUB, INC.
P. O. Box "E", Oldsmar, Florida 33557

Officers

Sam F. Davis, *President & Treasurer*
Lorraine M. Kolakowski, *Vice-President*
Marian Woofter, *Secretary*

Directors

J. O. Alston Sam F. Davis D. Burke Kibler, III

Horse Track — Tampa

64 Racing Days — Jan. 6, 1978 to April 15, 1978 — 64 Performances

Pari-Mutuel Handle.....	\$ 19,088,681.00
Average Performance	298,260.64
Average Wager per Capita	92.93
<i>(Based on Taxable Admissions)</i>	
Total Paid Attendance	205,403
Average Paid Attendance per Performance	3,209

STATE REVENUE

75% Daily License Fee based on Current Handle (Counties)*	\$ 480,750.00
25% Daily License Fee based on Current Handle (Old Age Assistance)*	160,250.00
.006% on P-M Handle (General Revenue Fund)**	114,532.09
Less: Total Operational Allowance	\$186,700.00
Total Purse Allowance	255,600.00
Admission Tax (General Revenue)	32,353.45
	<hr/>
	\$ 345,585.54
Occupational Licenses (Counties).....	14,226.00
Stable Names (Counties)	1,100.00
	<hr/>
Total State Revenue	\$ 360,911.54

TRACK REVENUE

100% of Breaks*	\$ 125,362.09
	<hr/>
Allowance from Taxes.....	442,300.00
Track Share of P-M Handle	2,604,075.77
	<hr/>
Total Track Revenue	\$ 3,046,375.77

MISCELLANEOUS

Distributed to Public from P-M Handle (81.7%)	\$ 15,603,711.05
---	------------------

Seating Capacity: 6,500 — Parking: 1,800 spaces
Overall Length of Track: 1 mile
Length of Stretch: 976 feet — Width of Track: 75 feet
Equipment: American Totalisator, Inc.

*Repealed as of 6/9/77
**Amended as of 6/10/77

GULFSTREAM PARK RACING ASSOCIATION, INC.
Hallandale, Florida 33009

Officers

James Donn, Jr., <i>President</i>	Frank J. Pepper, Jr., <i>Vice-President</i>
Marc E. Cunningham, <i>Vice-President</i>	Jack Blair, <i>Vice-President</i>
Arthur I. Appleton, <i>Vice-President</i>	Robert Douglas Donn, <i>Vice-President</i>
Fred C. Flipse, <i>Secretary-Treasurer</i>	

Directors

Arthur I. Appleton	Marc E. Cunningham	Harrison Eiteljorg
James Donn, Jr.	Fred C. Flipse	Frank J. Pepper, Jr.
Martha O. Appleton	Maurice A. Hutcheson	Jack Blair
Robert D. Donn	Helen D. Flipse	Leonard Romanik

Horse Track — Hallandale

52 Racing Days — March 6, 1978 to May 8, 1978 — 52 Performances

Pari-Mutuel Handle.....	\$ 72,218,785.00
Average Performance	1,388,822.79
Average Wager per Capita	149.84
<i>(Based on Taxable Admissions)</i>	
Total Paid Attendance	481,980
Average Paid Attendance per Performance	9,269

STATE REVENUE

6.2%** & 5.6%* of P-M Handle (General Revenue)	\$ 4,066,296.88
100% of Breaks (Old Age Assistance).....	477,700.72
Less: Total Purse Allowance	(936,000.00)
Admission Tax (General Revenue).....	144,077.41
	\$ 3,752,075.01
Occupational Licenses (Counties).....	5,335.00
Stable Names (Counties).....	950.00
Total State Revenue	\$ 3,758,360.01

TRACK REVENUE

Allowances from Taxes.....	\$ 936,000.00
Track Share of P-M Handle	8,644,209.28
Total Track Revenue	\$ 9,580,209.28

MISCELLANEOUS

Distributed to Public from P-M Handle (81.7%)	\$ 59,030,578.12
Distributed to Public from Track for Minus Pool.....	9,576.38
Total Distributed to Public	\$ 59,040,154.50

Seating Capacity: 19,900 — Parking: 14,750 spaces
 Overall Length of Track: 1 mile
 Length of Stretch: 952 feet — Width of Track: 80 feet
 Equipment: American Totalisator, Inc.

*Amended as of 6/10/77

**Represents 2 Days for 2nd Period Tax Structure

HIALEAH, INC.
P. O. Box 158, Hialeah, Florida 33011

Officers

John J. Brunetti, *President*
Monroe Bober, *Vice-President & Treasurer* Gail Kent, *Secretary*

Directors

John W. Galbreath John J. Brunetti William C. Fisher
Richard E. Gerstein

Horse Track — Hialeah
42 Racing Days — Jan. 16, 1978 to March 4, 1978 — 42 Performances

Pari-Mutuel Handle.....	\$ 70,432,178.00
Average Performance	1,676,956.62
Average Wager per Capita	150.33
<i>(Based on Taxable Admissions)</i>	
Total Paid Attendance	468,517
Average Paid Attendance per Performance	11,155

STATE REVENUE

6.2% of P-M Handle (General Revenue)*	\$ 4,366,793.09
100% of Breaks (Old Age Assistance).....	627,679.41
Less: Total Purse Allowance	(756,000.00)
Admission Tax (General Revenue).....	141,113.07
	<u>\$ 4,379,585.57</u>
Occupational Licenses (Counties).....	11,070.50
Stable Names (Counties)	3,500.00
Total State Revenue.....	<u>\$ 4,394,156.07</u>

TRACK REVENUE

Allowance from Taxes.....	\$ 756,000.00
Track Share of P-M Handle	8,029,268.10
Total Track Revenue.....	<u>\$ 8,785,268.10</u>

MISCELLANEOUS

Distributed to Public from P-M Handle (81.5%)	<u>\$ 57,408,437.40</u>
---	-------------------------

Seating Capacity: 20,000 — Parking: 11,000 spaces
Overall Length of Track: 1½ mile oval
Length of Stretch: 1,075 feet — Width of Track: 80 feet
Equipment: American Totalisator, Inc.

*Amended as of 6/10/77

TROPICAL PARK, INC. (AT CALDER)
 210 Street & N.W. 27th Avenue, Miami, Florida 33055

Officers

James H. Binger, *Chairman of the Board*
 Elmer F. Vickers, Jr., *President* Henry H. Taylor, Jr., *Secretary*
 Charles J. Hess, *Treasurer*

Directors

James H. Binger Ralph Dechiaro J. Louis Levesque
 Elmer F. Vickers, Jr. Henry H. Taylor, Jr.

Horse Track — North Dade County
 50 Racing Days — Nov. 14, 1977 to Jan. 14, 1978 — 50 Performances

Pari-Mutuel Handle.....	\$ 56,610,293.00
Average Performance	1,132,205.86
Average Wager per Capita	139.01
<i>(Based on Taxable Admissions)</i>	
Total Paid Attendance	407,229
Average Paid Attendance per Performance	8,145

STATE REVENUE

5.6% of P-M Handle (General Revenue)*	\$ 3,170,176.37
100% of Breaks (Old Age Assistance).....	329,655.12
Less: Total Purse Allowance	(900,000.00)
Admission Tax (General Revenue).....	65,253.13
	\$ 2,665,084.62
Occupational Licenses (Counties).....	20,268.25
Stable Names (Counties)	4,700.00
Total State Revenue	<u>\$ 2,690,052.87</u>

TRACK REVENUE

Allowances from Taxes.....	\$ 900,000.00
Track Share of P-M Handle	6,793,235.16
Total Track Revenue	<u>\$ 7,693,235.16</u>

MISCELLANEOUS

Distributed to Public from P-M Handle (81.8%)	<u>\$ 46,317,226.35</u>
---	-------------------------

Seating Capacity: 19,176 — Parking: 9,000 spaces
 Overall Length of Track: 1 mile oval
 Length of Stretch: 990 feet — Width of Track: 80 feet
 Equipment: Automatic Tote, Inc.

*Amended as of 6/10/77

GATOR DOWNS RACING, INC.
1800 S. W. 3rd Street, Pompano Beach, Florida 33060

Officers

J. D. Orth, *President*
Hector Van Lennep, *Vice-President & General Manager*
William P. Van Buren, *Treasurer*
Allen J. Finkelson, *Vice-President of Public Relations*
Mary Ann Trees, *Secretary*

Directors

Hector Van Lennep J. D. Orth William P. Van Buren
Frederick L. Van Lennep

Quarter Horse Track — Pompano Beach

10 Racing Days —	July 1, 1977 to July 16, 1977	— 10 Performances
<u>23</u>	May 24, 1978 to June 30, 1978	<u>23</u>
33		33

Pari-Mutuel Handle.....	\$ 5,714,758.00
Average Performance	173,174.48
Average Wager per Capita.....	63.82
<i>(Based on Taxable Admissions)</i>	
Total Paid Attendance	89,549
Average Paid Attendance per Performance	2,714

STATE REVENUE

75% of Daily License Fee based on P-M Handle (Counties).....	\$ 30,750.00
25% of Daily License Fee based on P-M Handle (Old Age Assistance)	10,250.00
50% of Breaks (Old Age Assistance)	18,989.86
Admission Tax (General Revenue)	11,235.18
	\$ 71,225.04
Occupational Licenses (Counties).....	14,156.00
Stable Names (Counties)	850.00
Total State Revenue	\$ 86,231.04

TRACK REVENUE

Track Share of P-M Handle	\$ 930,508.86
---------------------------------	---------------

MISCELLANEOUS

Distributed to Public from P-M Handle (81.3%)	\$ 4,648,121.90
Distributed to Public from Track for Minus Pool.....	310.55
Total Distributed to Public	\$ 4,648,432.45

Florida Quarter Horse Promotion Fund

50% Breaks	\$18,989.80		
1% of P-M Handle*	57,147.58	\$	76,137.38

Seating Capacity: 8,000 — Parking: 10,000 spaces
Overall Length of Track: $\frac{3}{8}$ mile; $\frac{1}{4}$ mile chute
Length of Stretch: 660 feet — Width of Track: 90 feet
Equipment: Digitote

.004% Repealed as of 6/9/77
*Additional Takeout as of 6/10/77



NOTES

NOTES

