

48th Annual Report

of the

DEPARTMENT OF BUSINESS REGULATION

DIVISION OF PARI-MUTUEL WAGERING

to the

HONORABLE BOB GRAHAM

Governor of Florida

FOR THE FISCAL YEAR ENDING

JUNE 30, 1979




F351.76s

W131


48th

FLORIDA STATE LIBRARY





GOVERNOR BOB GRAHAM



48th Annual Report

of the

DEPARTMENT OF BUSINESS REGULATION

DIVISION OF PARI-MUTUEL WAGERING

to the

HONORABLE BOB GRAHAM

Governor of Florida

FOR THE FISCAL YEAR ENDING

JUNE 30, 1979



TABLE OF CONTENTS

	Page
COMMENTARY	3-8
COMPARATIVE DATA	10-15
BALANCE SHEET—ALL FUNDS (Exhibit A)	16-17
STATEMENT OF REVENUES (Exhibit B)	18
STATEMENT OF GENERAL GOVERNMENTAL EXPENDITURES AND ENCUMBRANCES (Exhibit C)	19
STATEMENT OF CHANGES IN FUND BALANCES (Exhibit D)	20
SUMMARY OF RACING REVENUES (Exhibit E)	Fold-Out, 21
SUPPLEMENTAL STATEMENT OF REVENUES AND EXPENDITURES (Exhibit F)	22-23
STATEMENT OF CASH RECEIPTS AND DISBURSEMENTS (Exhibit G)	24
SCHOLARSHIP FUND DAY RECEIPTS (Exhibit H)	25
ESCHEAT PARI-MUTUEL TICKETS RECEIPTS (Exhibit I)	26
PARI-MUTUEL REVENUE COLLECTED BY GEOGRAPHICAL LOCATION (Exhibit J)	27-28
PAID ATTENDANCE, PARI-MUTUEL HANDLE (Exhibit K)	29
ADDITIONAL DAYS GRANTED FOR CHARITABLE PURPOSES (Exhibit L)	30-33
LIST OF OFFICERS, DIRECTORS AND STATISTICAL SUMMARIES OF ASSOCIATIONS:	
Greyhound Tracks	34-51
Jai-Alai Frontons	52-61
Harness Tracks	62-63
Horse Tracks	64-68
Quarter Horse Track	69

Pursuant to Section 283.27 FS, this public document was promulgated at an annual cost of \$5,402 (\$6.75 per copy) in compliance with Section 550.02(2) FS.

Forty-Eighth Annual Report

to the

GOVERNOR OF FLORIDA

from

DEPARTMENT OF BUSINESS REGULATION

DIVISION OF PARI-MUTUEL WAGERING

July 1, 1978 through June 30, 1979

July 1, 1979

His Excellency Bob Graham
Governor of Florida
Tallahassee, Florida

Dear Governor Graham:

The Florida Pari-Mutuel Commission and the Division of Pari-Mutuel Wagering submit the Forty-Eighth Annual Report for the period beginning July 1, 1978 and ending June 30, 1979, in compliance with the requirements of Chapters 20.16(4)(d) and 550.02(2), Florida Statutes.

During this period the Florida Pari-Mutuel Commission was chaired by Walter S. McLin III, an attorney from Leesburg, and Mildred Ravenell, Leon vanWert, Jack Betz, and Billy Vessels served as members. The Pari-Mutuel Commission has the legislative authority and responsibility for awarding racing dates; hearing appeals of all decisions which relate to the suspension or revocation of a pari-mutuel wagering license; making recommendations to the Division regarding new or existing rules for all racing and jai-alai operations; and issuing an annual report to the Governor and Legislature on the racing and jai-alai industry in Florida. The most significant accomplishments of this body during the fiscal year were the commissioning of a study by Price-Waterhouse & Co. for improving controls surrounding the pari-mutuel wagering system and assisting in the revision of the pari-mutuel rules and regulations.

The Annual Report presents an accurate record of the activities of the Division and the pari-mutuel industry during the fiscal year. The records, files and documents from which the Report is compiled are maintained at the Division office in the State Office Building, 1350 N. W. 12th Avenue, Room 510, Miami, Florida 33136. These records are open for inspection to all persons during regular business hours.

INVESTIGATION SECTION

The Division has continued to expand the staff and activities of the Investigation Section. During the year, major investigations of alleged corrupt activities within the pari-mutuel industries were conducted and several are still in progress. Assistance has been given and received from all sectors of the law enforcement community.

In an effort to meet the primary objective of the Investigative Unit, which is to insure the enforcement of the rules of racing and jai-alai, Division investigators doubled their inspections of pari-mutuel facilities. Staff investigators opened 359 cases in their investigation of license applicants, illegal drugs and medications; patron complaints; and ownership and management of concessionaires. The total effort of the Investigative Unit is geared towards insuring that only those persons meeting the appropriate legal requirements participate in pari-mutuel activities.

LICENSE SECTION

All persons employed in any capacity at the tracks and frontons must be fingerprinted, photographed and licensed. The Licensing Section uses data processing equipment to maintain a complete record of each person licensed. During the fiscal year, 35,174 occupational licenses were issued. A record is also maintained of all persons declared ineligible for licensing in other racing jurisdictions.

The Licensing Section insures a compliance with Chapter 550.27, Florida Statutes, commonly called the "85% Law." This law requires that a percentage of the employees at each track or fronton be residents of Florida.

LABORATORY

The primary function of the Division's Racing and Research Laboratory is the detection and identification of micro-quantities of drugs which might affect the performance of Florida's racing greyhounds and horses. To fulfill this function the Laboratory must maintain an on-going research and development program on new and problem drugs. Fifty drug administration samples were studied this year, both in-house and in conjunction with other racing laboratories. The Laboratory is affiliated with the Inter-Laboratory Drug Research and Evaluation Program and the Association of Official Racing Chemists.

During the year, the Laboratory received 36,569 official urine and blood samples for analyses, which consisted of 23,099 greyhound samples and 13,470 horse samples. These samples were subjected to 81,006 analyses which resulted in 44 positive drug reports of which 34 were due to the presence of the metabolites of the narcotic fentanyl (sublimaze). All such drug positive reports are submitted to the Division Director for appropriate disciplinary action. The research and development time for the fentanyl analyses was about three years and was the result of close cooperation with the Illinois and New York State Racing Laboratories.

PERMIT HOLDERS

Thirty-seven permits to conduct pari-mutuel wagering have been granted by the Division. During the fiscal year, pari-mutuel activities were conducted at eighteen greyhound tracks, ten jai-alai frontons, five thoroughbred tracks, two harness tracks and one quarter horse track. Detailed statistical analyses of each of these tracks and frontons are included in the exhibits of this Report.

SCOPE OF PARI-MUTUELS

The pari-mutuel handle for the 1978-79 racing season was up 13.6% breaking all previous records, and for the first time in the history of Florida racing the State's income from pari-mutuel activities exceeded the \$100 million mark. This represents a 14% increase over the preceding season. Attendance was up 2.9%. The importance of racing revenue to the tax structure of Florida cannot be underestimated, as many worthwhile State and local projects are dependent upon this source of income.

Florida had a record number of 4,818 pari-mutuel performances during the past fiscal year.

The sum of \$103,829,406.55 was collected from all sources by the Division during the fiscal year. Of this amount \$2,466,322 was expended in regulating the operation of the entire industry.

The sum of \$29,915,500 was distributed to the 67 counties, each receiving \$446,500. This is the maximum amount permitted because of a ceiling placed on such distribution by the 1971 Legislature.

An additional amount of \$15,107,805 which under the former statute would have been distributed to the counties, was deposited in the State General Revenue Fund.

In addition, \$52,631,617 was deposited in the State General Revenue Fund to support the varied functions of our state government.

Other monies were distributed to the Racing Promotional Trust Fund, Racing Scholarship Trust Fund, and the State School Trust Fund, as enumerated in Schedule "G," Statement of Cash Receipts and Disbursements.

A recapitulation of the pari-mutuel handle, attendance, and tax revenue amounts, along with the percentages of increase and/or decrease for each licensee, is found on page 15.

CHARITY DAYS

Thirty-two tracks and frontons operated a total of 125 extra performances during the fiscal year for approved charitable organizations and schools.

SCHOLARSHIP FUND

Pursuant to Chapter 550.08, Florida Statutes, the Legislature authorized the various tracks and frontons to operate additional days for the express purpose of creating and producing state scholarships for qualified applicants. These funds are the net proceeds derived from the extra days. This scholarship fund is administered by the State Board of Regents for institutions of higher learning. A total of \$560,099.05 was deposited to this fund in the past fiscal year. Exhibit "H" of this report shows the amounts raised by the industry.

Since their inception twenty-nine years ago, these extra days have raised \$13,719,369.68 for our state-supported colleges.

1950 — \$	165,830.00	1960 — \$	364,819.43	1970 — \$	495,387.58
1951 —	247,260.75	1961 —	316,021.21	1971 —	619,538.80
1952 —	239,147.74	1962 —	408,652.45	1972 —	717,037.13
1953 —	232,907.36	1963 —	393,641.10	1973 —	733,734.71
1954 —	280,506.70	1964 —	399,898.11	1974 —	949,801.51
1955 —	279,227.97	1965 —	474,937.22	1975 —	835,385.51
1956 —	299,070.54	1966 —	462,441.03	1976 —	740,841.75
1957 —	349,514.06	1967 —	419,499.49	1977 —	541,271.20
1958 —	366,481.60	1968 —	541,389.12	1978 —	543,991.40
1959 —	293,901.79	1969 —	447,133.37	1979 —	560,099.05
				Total	—\$13,719,369.68

ABANDONED PARI-MUTUEL TICKETS

Pursuant to Chapter 550.164, Florida Statutes, it was declared by the Legislature that all abandoned pari-mutuel tickets over one year old should escheat to the state for deposit to the Principal of the State School Fund. These funds are used for the support and maintenance of our public schools. A total of \$2,011,455.70 was received from this source by the Division throughout the fiscal year, and related audits were made. Exhibit "I" of this report shows in detail the amounts remitted by the individual associations.

Yearly receipts dating from 1957, when the Division first began collecting these funds, are itemized below:

1957 — \$	3,992.20	1965 — \$	320,530.50	1973 — \$	943,267.65
1958 —	204,449.30	1966 —	425,130.20	1974 —	1,136,606.30
1959 —	240,545.15	1967 —	381,857.30	1975 —	1,288,317.65
1960 —	311,045.10	1968 —	448,161.00	1976 —	1,429,361.00
1961 —	403,903.95	1969 —	513,254.45	1977 —	1,449,016.10
1962 —	273,272.60	1970 —	590,891.25	1978 —	1,582,011.10
1963 —	265,045.70	1971 —	666,405.35	1979 —	2,011,455.70
1964 —	292,193.60	1972 —	706,391.10		
				Total—	\$15,887,104.25

LEGISLATION

The following bills were passed that relate to racing and pari-mutuel wagering:

1. Chapter 79-300; an act relating to pari-mutuel wagering; creating §550.001, Florida Statutes; extending the period of time during which the temporary provisions of §§550.081, 550.09(1), 550.091, 550.12(2)(c), 550.161(1), 550.261, 550.262(3), 550.37(5), 550.42(1), (2), (4)-(6), 550.49, 550.4901, 550.4902, 550.4903, 550.4904, 550.4905, 550.4906, 550.4907, 550.4908, and 551.071, Florida Statutes, relating to dogracing, horseracing, and jai alai, shall remain in effect until July 1, 1980; providing a retroactive effective date.

2. Chapter 79-4; an act relating to the Florida Statutes; amending §§550.011, 550.025, 550.08(1), 550.082(1), 550.083(1), 550.084, 550.181(3), 550.29, 550.291(1), 550.32, 550.37(4), (13), 550.39(1), 550.41(1), (4)-(8), 550.43, 550.45, 551.031, and 551.15(1), Florida Statutes, and §§550.03, 550.055(2), 550.07, 550.33(2)(a), and 551.12, Florida Statutes (1978 Supplement), to conform to the reorganization of the Department of Business Regulation by ch. 78-131, Laws of Florida.

LITIGATION

The fiscal year ending June 30, 1979 saw a landmark Florida Supreme Court decision in the law governing the illegal drugging of racehorses. The decision led to the successful enforcement of the Division's drug and medication rules through the resolution of a number of administrative cases brought by the Division and involved the Division in a series of court challenges to its authority to enforce effectively the drug and medication rules.

In *Division of Pari-Mutuel Wagering v. Caple*, 362 So.2d 1350 (Fla. 1978) the Florida Supreme Court on September 21, 1978, overruled thirty years of Florida precedent to uphold the Division's right to make horse trainers, by rule, responsible for protecting their horses from illegal drugging without regard to the

trainers' guilt or negligence. The Division's rules of strict liability imposed on trainers for the illegal drugging of their horses, commonly denominated "absolute insurer's rules," are necessary for the effective enforcement of the Division's drug and medications rules. These rules are essential to the confidence of the wagering public and the integrity of the pari-mutuel wagering industry. The *Caple* decision is a legal victory for the Division that will maintain the trust of the wagering public, confer immeasurable benefits on the health of the industry and ensure the humane treatment of race animals.

The *Caple* decision was scarcely three months old when the Division's laboratory issued its first reports of detecting the presence in horses of the powerful narcotic "Sublimaze." Before the fiscal year was out the laboratory was to call 34 Sublimaze positives in horses. William Snow Frates, a prominent Miami lawyer, was appointed Special Counsel to the Division to represent it in the administrative revocation proceedings brought against the occupational licenses of the trainers involved and of a veterinarian suspected of illegal participation in drugging a number of the horses. All of the cases resulted in suspensions of occupational licenses for periods ranging up to four years and in the case of the veterinarian, who did not apply for an occupational license for the 1979-80 licensing year, a declaration, after a contested proceeding, of license ineligibility for life. Of the cases brought against trainers based on the 34 positives only two are presently on appeal: *Solimena v. State*, Third District Court of Appeal, Case No. 79-2047; and *Joyce v. State*, Third District Court of Appeal, Case No. 79-1897. With one exception of an incomplete proceeding due to the inability of a trainer to participate in a hearing for poor health, the remainder of the cases have been concluded in the Division's favor.

Several lawsuits to prevent the Division from conducting these administrative proceedings were initiated in the Circuit Court for Dade County prior to the end of the fiscal year. All of the court challenges to the Division's authority to enforce its drug and medication rules have been dismissed. Special Counsel William Frates represented the Division in the court actions, as well.

Two lawsuits initiated in the previous fiscal year against the Division remained unresolved. At the end of this fiscal year neither *Horsemen's Benevolent and Protective Association, et al., v. Division of Pari-Mutuel Wagering*, (Dade Circuit Court) nor *Volusia Jai-Alai v. Division of Pari-Mutuel Wagering* (Dade County, Case No. 78-10636) had proceeded to final hearing. See last year's Annual Report p. 8. An appeal brought by a disciplined jockey challenging powers of both the stewards and the Division is pending in an appellate court. *Vasquez v. Division of Pari-Mutuel Wagering*, Third District Court of Appeal, Case No. 79-897.

The only tarnish on a bright legal year for the Division came in *Bradley v. Tourist Attractions, Inc.*, 365 So.2d 436 (Fla. 3d DCA 1978). Pompano Park, a licensed horsetrack obtained a decision from the Third District Court of Appeal that it was owed more of an allowance under the statutory harness racing relief provisions of 1975 than was thought by the Division. The decision is not expected to be of any lasting significance since the particular provision in question expired in June of 1977.

NATIONAL COORDINATION

The Division is an active member of the National Association of State Racing Commissioners (NASRC), an organization representing all states which have

authorized pari-mutuel activities. Membership in the organization makes it possible to coordinate records from all racing jurisdictions and to exchange information and ideas necessary for effective regulations. Under a reciprocity agreement between all member states, each racing authority recognizes decisions and rulings made by other states.

Florida continues to be a subscriber of the National Association of State Racing Information System (NASRIS). This system permits the Division to have instant access to a computer located in Lexington, Kentucky which contains a complete record of all decisions and rulings issued by all racing states. This invaluable system gives the Division the capability of precluding ineligible persons from participating in pari-mutuel activities in Florida.

CONCLUSION


The Commission and the Division staff appreciates the support and cooperation which has been received from members of the Legislature and their staffs. We are especially indebted to Secretary R. B. Burroughs, Jr. and his entire staff for providing the leadership and assistance necessary for effective regulation of the pari-mutuel industry.

Respectfully submitted:

FLORIDA PARI-MUTUEL COMMISSION

Walter S. McLin, III, Chairman
Mildred Ravenell, Vice Chairman
Leon vanWert
Jack Betz
Billy Vessels

Gary R. Rutledge, Division Director



STATE OF FLORIDA
DEPARTMENT OF BUSINESS REGULATION
DIVISION OF PARI-MUTUEL WAGERING
COMPARATIVE DATA
July 1, 1978 thru June 30, 1979

	<u>Days</u>	<u>Perf.</u>	<u>Paid Attendance</u>	<u>Pari-Mutuel Handle</u>	<u>Revenue to State from Handle</u>
HORSE TRACKS					
CALDER RACE COURSE, INC.					
1977-1978.....	120	120	889,489	\$ 111,561,346	\$ 4,220,815.68
1978-1979.....	117	117	855,152	118,433,606	4,329,545.98
	- 3	- 3	- 34,337	+ 6,872,260	+ 108,730.30
	-2.5%	-2.5%	- 4%	+ 6%	+ 2.5%
FLORIDA DOWNS & TURF CLUB, INC.					
1977-1978.....	64	64	205,403	19,088,681	345,585.54
1978-1979.....	68	68	240,251	23,287,745	415,159.27
	+ 4	+ 4	+ 34,848	+ 4,199,064	+ 69,573.73
	+ 6%	+ 6%	+ 17%	+ 22%	+ 20%
GULFSTREAM PARK RACING ASSOCIATION, INC.					
1977-1978.....	52	52	481,980	72,218,785	3,752,075.01
1978-1979.....	44	44	550,422	94,568,590	5,773,071.38
	- 8	- 8	+ 68,442	+ 22,349,805	+ 2,020,996.37
	- 15%	- 15%	+ 14%	+ 31%	+ 54%
HIALEAH, INC.					
1977-1978.....	42	42	468,517	70,432,178	4,379,585.57
1978-1979.....	50	50	373,676	65,472,325	3,198,145.77
	+ 8	+ 8	- 94,841	- 4,959,853	- 1,181,439.80
	+ 19%	+ 19%	- 20%	- 7%	- 27%
TROPICAL PARK, INC.					
1977-1978.....	50	50	407,229	56,610,293	2,665,084.62
1978-1979.....	50	50	407,442	61,275,390	2,959,074.01
			+ 213	+ 4,665,097	+ 293,989.39
			+ .05%	+ 8%	+ 11%
TOTAL HORSE TRACKS					
1977-1978.....	328	328	2,452,618	329,911,283	15,363,146.42
1978-1979.....	329	329	2,426,943	363,037,656	16,674,996.41
	+ 1	+ 1	- 25,675	+ 33,126,373	+ 1,311,849.99
	+ 3%	+ 3%	- 1%	+ 10%	+ 8.5%

	<u>Days</u>	<u>Perf.</u>	<u>Paid Attendance</u>	<u>Pari-Mutuel Handle</u>	<u>Revenue to State from Handle</u>
HARNESS TRACKS					
SEMINOLE PARK & FAIRGROUNDS, INC.					
1977-1978.....	82	82	127,835	7,239,412 *	77,593.19
1978-1979.....	90	91	135,830	8,662,292 *	97,897.89
	+ 8	+ 9	+ 7,995	+ 1,422,880	+ 20,304.70
	+ 10%	+ 11%	+ 6%	+ 20%	+ 26%

TOURIST ATTRACTIONS, INC.					
1977-1978.....	102	102	466,987	35,892,440 *	1,631,356.80
1978-1979.....	105	105	530,920	46,166,382 *	2,207,064.53
	+ 3	+ 3	+ 63,933	+ 10,273,942	+ 575,707.73
	+ 3%	+ 3%	+ 14%	+ 29%	+ 35%

TOTAL HARNESS TRACKS					
1977-1978.....	184	184	594,822	43,131,852	1,708,949.99
1978-1979.....	195	196	666,750	54,828,674	2,304,962.42
	+ 11	+ 12	+ 71,928	+ 11,696,822	+ 596,012.43
	+ 6%	+ 6.5%	+ 12%	+ 27%	+ 35%

QUARTER HORSE TRACKS

GATOR DOWNS (Pompano)					
1977-1978.....	33	33	89,549	5,714,758 *	71,225.04
1978-1979.....	45	45	109,549	8,537,195 *	104,304.49
	+ 12	+ 12	+ 20,000	+ 2,822,437	+ 33,079.45
	+ 36%	+ 36%	+ 22%	+ 49%	+ 46%

GREYHOUND TRACKS

ASSOCIATED OUTDOOR CLUBS, INC.					
1977-1978.....	101	150	788,094	64,688,530	5,075,079.62
1978-1979.....	101	155	774,631	68,767,506	5,395,501.92
		+ 5	- 13,463	+ 4,078,976	+ 320,422.30
		+ 3%	- 2%	+ 6%	+ 6%

BAYARD RACEWAYS, INC.					
1977-1978.....	100	117	319,705	27,550,966	2,107,183.45
1978-1979.....	42	58	126,842	11,955,921	899,932.78

CHANGE IN OPERATING DATES

BISCAYNE KENNEL CLUB, INC.					
1977-1978.....	51	75	445,779	41,438,659	3,279,034.64
1978-1979.....	156	240	1,424,425	150,013,792	11,815,642.29

CHANGE IN OPERATING DATES

*Does not include Promotional Trust Funds.

	<i>Days</i>	<i>Perf.</i>	<i>Paid Attendance</i>	<i>Pari-Mutuel Handle</i>	<i>Revenue to State from Handle</i>
BONITA-FT. MYERS CORPORATION					
1977-1978.....	105	155	358,426	23,930,310	1,838,887.81
1978-1979.....	105	159	389,611	28,599,706	2,203,103.43
		+ 4	+ 31,185	+ 4,669,396	+ 364,215.62
		+ 2.5%	+ 9%	+ 19.5%	+ 20%

DAYTONA BEACH KENNEL CLUB, INC.					
1977-1978.....	105	151	479,422	36,057,051	2,773,674.13
1978-1979.....	128	190	499,723	38,627,078	2,945,721.60
	+ 23	+ 39	+ 20,301	+ 2,570,027	+ 172,047.47
	+ 22%	+ 26%	+ 4%	+ 7%	+ 6%

INVESTMENT CORP. OF PALM BEACH					
1977-1978.....	105	159	511,055	38,178,212	2,955,986.09
1978-1979.....	105	155	593,743	49,702,464	3,863,626.43
		- 4	+ 82,688	+ 11,524,252	+ 907,640.34
		- 2.5%	+ 16%	+ 30%	+ 31%

INVESTMENT CORP. OF SOUTH FLORIDA					
1977-1978.....	105	159	1,037,923	82,184,273	6,485,209.75
1978-1979.....	105	159	995,719	86,961,497	6,858,938.01
			- 42,204	+ 4,777,224	+ 373,728.26
			- 4%	+ 6%	+ 6%

JACKSONVILLE KENNEL CLUB, INC.					
1977-1978.....	45	57	175,440	14,770,048	1,130,378.40
1978-1979.....	159	216	694,829	58,892,431	4,513,474.62

CHANGE IN OPERATING DATES

JEFFERSON COUNTY KENNEL CLUB, INC.					
1977-1978.....	106	128	212,108	15,598,982	1,158,282.29
1978-1979.....	105	129	197,354	15,262,138	1,126,115.65
	- 1	+ 1	- 14,754	- 336,844	- 32,166.64
	- .9%	+ .8%	- 7%	- 2%	- 3%

KEYS RACING ASSOCIATION, INC.					
1977-1978.....	105	123	80,320	4,852,064	297,503.34
1978-1979.....	105	125	79,958	5,457,114	343,174.77
		+ 2	- 362	+ 605,050	+ 45,671.43
		+ 2%	- 4%	+ 12%	+ 15%

	<u>Days</u>	<u>Perf.</u>	<u>Paid Attendance</u>	<u>Pari-Mutuel Handle</u>	<u>Revenue to State from Handle</u>
MIAMI BEACH KENNEL CLUB, INC.					
1977-1978.....	97	103	396,338	30,142,006	2,339,568.79
1978-1979.....	98	98	389,437	33,334,242	2,591,219.83
	+ 1	- 5	- 6,901	+ 3,192,236	+ 251,651.04
	+ 1%	- 5%	- 2%	+ 10.5%	+ 11%

ORANGE PARK KENNEL CLUB, INC.					
1977-1978.....	105	124	404,823	32,817,345	2,525,425.22
1978-1979.....	102	137	415,579	38,070,746	2,912,680.08

CHANGE IN OPERATING DATES

PENSACOLA GREYHOUND PARK, INC.					
1977-1978.....	105	156	227,397	15,907,602	1,172,987.73
1978-1979.....	106	162	228,359	17,418,351	1,276,445.30
	+ 1	+ 6	+ 962	+ 1,510,749	+ 103,457.57
	+ .9%	+ 4%	+ .4%	+ 9%	+ 9%

ST. PETERSBURG KENNEL CLUB, INC.					
1977-1978.....	101	153	943,814	71,386,022	5,667,996.35
1978-1979.....	101	154	993,644	82,293,728	6,522,048.24
		+ 1	+ 49,830	+ 10,907,706	+ 854,051.89
		+ .6%	+ 5%	+ 15%	+ 15%

SANFORD-ORLANDO KENNEL CLUB, INC.					
1977-1978.....	105	159	527,070	40,092,609	3,091,449.92
1978-1979.....	105	159	545,280	44,326,336	3,417,511.65
			+ 18,210	+ 4,233,727	+ 326,061.73
			+ 3%	+ 10.5%	+ 10.5%

SARASOTA KENNEL CLUB, INC.					
1977-1978.....	101	151	477,007	38,711,048	2,981,760.58
1978-1979.....	100	155	475,733	42,218,077	3,257,974.57
	- 1	+ 4	- 1,274	+ 3,507,029	+ 276,213.99
	- 1%	+ 3%	- .3%	+ 9%	+ 9%

WASHINGTON COUNTY KENNEL CLUB, INC.					
1977-1978.....	106	140	219,579	16,427,580	1,220,395.12
1978-1979.....	105	141	216,742	17,629,160	1,306,995.45
	- 1	+ 1	- 2,837	+ 1,201,580	+ 86,600.33
	- .9%	+ .7%	- 1%	+ 7%	+ 7%

	<u>Days</u>	<u>Perf.</u>	<u>Paid Attendance</u>	<u>Pari-Mutuel Handle</u>	<u>Revenue to State from Handle</u>
WEST FLAGLER ASSOCIATES, INC.					
1977-1978.....	157	236	1,333,793	120,136,502	9,530,055.57
1978-1979.....	51	77	422,618	43,370,314	3,442,530.04

CHANGE IN OPERATING DATES

TOTAL GREYHOUND TRACKS

1977-1978.....	1,805	2,496	8,938,093	714,869,809	55,630,858.80
1978-1979.....	1,879	2,669	9,464,227	832,900,601	64,692,636.66
	+ 74	+ 173	+ 526,134	+ 118,030,792	+ 9,061,777.86
	+ 4%	+ 7%	+ 6%	+ 16.5%	+ 16.3%

JAI-ALAI FRONTONS

DANIA JAI-ALAI PALACE, INC.

1977-1978.....	105	157	734,831	39,648,728	2,358,145.85
1978-1979.....	105	159	769,202	43,110,698	2,557,832.58
		+ 2	+ 34,371	+ 3,461,970	+ 199,686.73
		+ 1.3%	+ 4.7%	+ 8.7%	+ 8.5%

FLORIDA JAI-ALAI, INC.

1977-1978.....	106	155	406,017	21,810,944	1,286,194.55
1978-1979.....	105	158	394,488	22,999,806	1,352,260.83
	- 1	+ 3	- 11,529	+ 1,188,862	+ 66,066.28
	- .9%	+ 1.9%	- 2.8%	+ 5.4%	+ 5.1%

FORT PIERCE JAI-ALAI, INC.

1977-1978.....	109	162	263,872	15,800,672	931,586.78
1978-1979.....	100	156	246,622	15,745,948	927,557.34
	- 9	- 6	- 17,250	- 54,724	- 4,029.44
	- 8.2%	- 3.7%	- 6.5%	- .3%	- .4%

THE FRONTON, INC.

1977-1978.....	105	155	598,006	30,482,645	1,795,342.94
1978-1979.....	87	132	438,646	27,635,823	1,626,350.13

FRONTON DESTROYED BY FIRE 12/26/78

GOLDEN CROWN, CORP.

1977-1978.....	105	127	131,463	7,848,892	461,583.45
1978-1979.....	99	117	132,943	9,041,510	529,190.91
	- 6	- 10	+ 1,480	+ 1,192,618	+ 67,607.46
	- 5.7%	- 7.9%	+ 1.1%	+ 15.2%	+ 14.6%

	<i>Days</i>	<i>Perf.</i>	<i>Paid Attendance</i>	<i>Pari-Mutuel Handle</i>	<i>Revenue to State from Handle</i>
MIAMI JAI-ALAI, INC.					
1977-1978.....	105	156	988,646	60,168,948	3,549,927.97
1978-1979.....	105	159	976,739	68,003,504	3,990,482.78
		+ 3	- 11,907	+ 7,834,556	+ 440,554.81
		+1.9%	- 1.2%	+ 13%	+ 12.4%
Ocala JAI-ALAI, INC.					
1977-1978.....	94	139	236,598	13,445,710	802,469.92
1978-1979.....	127	192	279,626	16,269,466	965,283.73

CHANGE IN OPERATING DATES

SPORTS PALACE, INC.					
1977-1978.....	104	155	246,264	14,327,169	840,026.32
1978-1979.....	105	161	252,739	16,346,910	954,050.51
	+ 1	+ 6	+ 6,475	+ 2,019,741	+ 114,024.19
	+ .9%	+ 3.9%	+ 2.6%	+ 14%	+ 13.6%

TAMPA JAI-ALAI, INC.					
1977-1978.....	105	159	690,292	39,661,263	2,350,375.62
1978-1979.....	105	159	700,049	42,054,356	2,486,433.44
			+ 9,757	+ 2,393,093	+ 136,057.82
			+ 1.4%	+ 6%	+ 5.8%

VOLUSIA JAI-ALAI, INC.					
1977-1978.....	128	184	418,862	24,332,364	1,433,512.42
1978-1979.....	128	186	415,631	26,560,653	1,552,673.90
		+ 2	+3,231	+ 2,228,289	+ 119,161.48
		+ 1%	+ .8%	+ 9.1%	+ 8.3%

TOTAL JAI-ALAI FRONTONS

1977-1978.....	1,066	1,549	4,714,851	267,527,335	15,809,165.82
1978-1979.....	1,066	1,579	4,606,685	287,768,674	16,942,116.15
		+ 30	- 108,166	+ 20,241,339	+ 1,132,950.33
		+1.9%	- 2.3%	+ 7.6%	+ 7.2%

TOTAL ALL TRACKS AND FRONTONS

1977-1978.....	3,416	4,590	16,789,933	1,361,155,037	88,583,346.07
1978-1979.....	3,514	4,818	17,274,154	1,547,072,800	100,719,016.13
	+ 98	+ 228	+ 484,221	+ 185,917,763	+ 12,135,670.06
	+2.9%	+ 5%	+ 2.9%	+ 13.6%	+ 14%

EXHIBIT "A"
DEPARTMENT OF BUSINESS REGULATION
DIVISION OF PARI-MUTUEL WAGERING
BALANCE SHEET — ALL FUNDS
JUNE 30, 1979

	<i>Special Revenue Funds</i>	
	<i>Operations</i>	<i>Insurance Replacement Fund</i>
ASSETS AND OTHER DEBITS:		
Cash on Hand		
Cash with State Treasurer		\$ 140.79
Cash in Revolving Fund	\$ 100.00	
Accounts Receivable:		
Revenues		
Returned Checks		
Due from Operating Trust Fund	430,773.74	
Due from Other State Funds		
Due from Vendors		
Books		
Laboratory Furniture and Equipment		
Office Furniture and Equipment		
Vehicles		
Other Miscellaneous Property		
TOTAL ASSETS AND OTHER DEBITS	\$ 430,873.74	\$ 140.79
 LIABILITIES, RESERVES AND FUND BALANCES:		
Liabilities:		
Accounts Payable—		
Salaries	\$ 23,664.13	
Other Personal Services	42,592.40	
Expenses	96,919.76	
Operating Capital Outlay—		
Due Aid to Counties		
Due Other State Funds		
Due General Revenue Unallocated	185.54	
Due General Revenue—Service Charge		
TOTAL LIABILITIES	\$ 163,361.83	
Encumbrances Outstanding	\$ 227,511.91	
Investments in Fixed Assets:		
Investment from Special Revenue Fund		
Investment from Insurance Replacement Trust Fund		
Property Acquired Prior to June 30, 1978		
Donations, etc.		
Fund Balance	40,000.00	140.79
TOTAL LIABILITIES, RESERVES AND FUND BALANCE	\$ 430,873.74	\$ 140.79

Agency and Trust Funds

<i>Operating Trust Fund</i>	<i>Additional Harness & Dog Track Trust Fund</i>	<i>Collections for Other Departments State of Florida</i>	<i>General Fixed Assets</i>	<i>Capital Project Fund Special Revenue</i>
\$ 138.00 291,544.64	\$ 60,914.67			
3,533,600.73 98.00	894,307.24	\$ 423,681.57		
544.91 7,040.08				\$ 3,360.00
<u>\$3,832,966.36</u>	<u>\$ 955,221.91</u>	<u>\$ 423,681.57</u>	\$ 1,392.92 285,467.32 87,719.46 32,947.85 963.44	<u>\$ 3,360.00</u>
<u>\$3,832,966.36</u>	<u>\$ 955,221.91</u>	<u>\$ 423,681.57</u>	<u>\$ 408,490.99</u>	<u>\$ 3,360.00</u>
\$ 18,000.00 434,133.74 3,004,464.64 376,367.98	771,933.46 183,288.45	\$ 423,681.57		
<u>\$3,832,966.36</u>	<u>\$ 955,221.91</u>	<u>\$ 423,681.57</u>		
				\$ 3,360.00
			\$ 56,746.39 267.44 351,212.16 265.00	
<u>\$3,832,966.36</u>	<u>\$ 955,221.91</u>	<u>\$ 423,681.57</u>	<u>\$ 408,490.99</u>	<u>\$ 3,360.00</u>

EXHIBIT "B"
 DEPARTMENT OF BUSINESS REGULATION
 DIVISION OF PARI-MUTUEL WAGERING

STATEMENT OF REVENUES—ESTIMATED AND ACTUAL
 SPECIAL REVENUE FUNDS
 FOR THE FISCAL YEAR ENDED JUNE 30, 1979

<i>Source</i>	<i>Estimated Revenue</i>	<i>Actual Revenue</i>	<i>Actual Over (Under) Estimate</i>
SPECIAL REVENUE FUND —			
OPERATIONS			
Transfers from Operating Trust Fund	\$2,782,589.00	\$2,708,701.72	\$ (73,887.28)
Total Revenue	<u>\$2,782,589.00</u>	<u>\$2,708,701.72</u>	<u>\$ (73,887.28)</u>
INSURANCE REPLACEMENT			
TRUST FUND			
Transfers	\$ 113.88	\$ 113.88	\$
Total Revenue	<u>\$ 113.88</u>	<u>\$ 113.88</u>	<u>\$</u>
CAPITAL PROJECTS FUND			
Transfers	\$ 53,770.00	\$ 840.00	\$ (52,930.00)
Total Revenue	<u>\$ 53,770.00</u>	<u>\$ 840.00</u>	<u>\$ (52,930.00)</u>

EXHIBIT "C"
DEPARTMENT OF BUSINESS REGULATION
DIVISION OF PARI-MUTUEL WAGERING

**STATEMENT OF GENERAL GOVERNMENTAL EXPENDITURES
AND ENCUMBRANCES
COMPARED WITH AUTHORIZATIONS
SPECIAL REVENUE FUNDS
FOR THE FISCAL YEAR ENDED JUNE 30, 1979**

<i>Appropriation Category</i>	<i>Approved Budget</i>	<i>Expenditures</i>	<i>Encumbrances</i>	<i>Unencumbered Balance</i>
Salaries.....	\$ 869,820.00	\$ 860,258.56	\$	\$ 9,561.44
Other Personal				
Services.....	1,235,762.00	1,057,817.89	181,618.70	(3,674.59)
Expenses.....	323,688.00	312,969.40	20,679.98	(9,961.38)
Operating Capital				
Outlays.....	135,616.00	56,784.47	28,573.23	50,258.30
Certified Forward.....	5,080.34	3,939.53		1,140.81
Transfers.....	217,703.00	195,905.91		21,797.09
Total Operating				
Items.....	\$2,787,669.34	\$2,487,675.76	\$ 230,871.91	\$ 69,121.67
Other Non-Operating				
Items.....		(4,765.61)		4,765.61
Total.....	<u>\$2,787,669.34</u>	<u>\$2,482,910.15</u>	<u>\$ 230,871.91</u>	<u>\$ 73,887.28</u>
<i>Insurance Replacement</i>				
<i>Trust Fund</i>				
Certified Forward.....	<u>\$ 1,645.00</u>	<u>\$ 1,617.44</u>	<u>\$</u>	<u>\$ 27.56</u>
<i>Capital Projects Fund</i>				
Operating Capital				
Outlay.....	<u>\$ 53,770.00</u>	<u>\$ 840.00</u>	<u>\$ 3,360.00</u>	<u>\$ 49,570.00</u>

EXHIBIT "D"
DEPARTMENT OF BUSINESS REGULATION
DIVISION OF PARI-MUTUEL WAGERING

STATEMENT OF CHANGES IN FUND BALANCES
SPECIAL REVENUE FUNDS
FOR THE FISCAL YEAR ENDED JUNE 30, 1979

	<i>Operating Fund</i>	<i>Insurance Replacement Fund</i>
Balances—July 1, 1978	\$ 40,000.00	\$ 16.91
Add:		
Revenues	2,708,701.72	113.88
Other Additions:		
Encumbrances Outstanding—Prior Year	5,080.34	1,627.44
TOTAL	<u>\$2,753,782.06</u>	<u>\$ 1,758.23</u>
Deduct:		
Expenditures	\$2,482,910.15	\$ 1,617.44
Other Deductions:		
Encumbrances of Current Year	230,871.91	
Balances—June 30, 1979	<u>\$ 40,000.00</u>	<u>\$ 140.79</u>

Note: No change in Fund Balance Statement is presented for the Trust, Capital Project or Agency Funds as there were no balances at the beginning or at the end of the fiscal year in those funds.

EVENTS s & urse	TRACK/FRONTON REVENUES				
	Track Allowance Up to \$170. Per Race	Net Track Commission & Sliding Scale 10/17	Fronton Breakage	Total Track Revenue from P/M Handle	Distributed to Public from P/M Handle
GR					
As	\$ 316,200.00	\$ 6,690,750.60	\$	\$ 7,006,950.60	\$ 56,448,073.88
Bay	118,320.00	1,125,992.10		1,244,312.10	9,826,260.37
Bis	489,600.00	14,713,379.20		15,202,979.20	123,141,403.48
Bo	324,360.00	2,669,170.60		2,993,530.60	23,445,349.72
Da	387,600.00	3,634,707.80		4,022,307.80	31,712,404.96
Inv	316,200.00	4,784,246.40		5,100,446.40	40,802,980.16
Inv	324,360.00	8,505,349.70		8,829,709.70	71,385,972.49
Jac	440,640.00	5,630,043.10		6,070,683.10	48,389,446.73
Jeff	264,180.00	1,370,813.80		1,634,993.80	12,520,763.95
Key	251,430.00	397,811.40		649,241.40	4,472,693.63
Mi	199,920.00	3,215,824.20		3,415,744.20	27,367,615.47
Or	279,480.00	3,642,674.60		3,922,154.60	31,283,692.57
Pe	330,480.00	1,547,435.10		1,877,915.10	14,290,197.69
St.	314,160.00	8,044,572.80		8,358,732.80	67,520,774.51
Sa	324,360.00	4,241,833.60		4,566,193.60	36,397,158.75
Sa	316,200.00	4,035,807.70		4,352,007.70	34,655,668.03
Wa	287,640.00	1,593,716.00		1,881,356.00	14,462,482.75
We	157,080.00	4,244,631.40		4,401,711.40	35,569,444.27
T	5,442,210.00	80,088,760.10		85,530,970.10	683,692,383.41
JAI		12% Comm.	50%		
Da		5,173,283.76	43,633.80	5,216,917.56	35,435,944.12
Flo		2,759,976.72	24,822.37	2,784,799.09	18,902,194.88
For		1,889,513.76	16,634.23	1,906,147.99	12,941,424.82
Th		3,316,298.76	24,064.20	3,340,362.96	22,723,787.31
Go		1,084,981.20	9,570.13	1,094,551.33	7,431,060.56
Mi		8,160,420.48	55,224.07	8,215,644.55	55,924,352.74
Oc		1,952,335.92	17,754.64	1,970,090.56	13,370,507.09
Sp		1,961,629.20	13,345.40	1,974,974.60	13,443,158.79
Ta		5,046,522.73	40,382.10	5,086,904.83	34,572,024.10
Val		3,187,278.36	23,714.14	3,210,992.50	21,838,549.70
T		34,532,240.89	269,145.08	34,801,385.97	236,583,004.11
HA 50%		Daily Operational and/or Purse Allowance	Track Share of P/M Handle		
Sen 9.83		403,003.47	1,186,734.05	1,589,737.52	6,975,656.86
Top 6.99		450,000.00	6,129,536.05	6,579,536.05	37,338,453.29
T 6.82		853,003.47	7,316,270.10	8,169,273.57	44,314,110.15
Breaks					
QU 1%					
AS					
Single					
G 6.30			1,386,323.15	1,386,323.15	6,950,991.13
HO 100% Breaks					
Cal	702,895.00	2,457,000.00	14,191,857.72	17,351,752.72	96,886,396.86
Fla	159,814.33	477,200.00	3,243,916.65	3,880,930.98	19,029,287.55
Gu		820,800.00	10,780,819.09	11,601,619.09	77,362,614.28
Hia		975,600.00	7,856,679.00	8,832,279.00	53,552,175.00
Tr		900,000.00	7,353,046.80	8,253,046.80	50,126,147.77
T	862,709.33	5,630,600.00	43,426,319.26	49,919,628.59	296,956,621.46
T	63.12	\$6,304,919.33	\$121,104,604.46	\$52,398,057.59	\$179,807,581.38
					\$1,268,497,110.26


*Less from pari-mutuel performances and does not include Mutuel Wagering. Excluded are such items as taxes, and other miscellaneous items. See next page for revenues received.

EXHIBIT "E"

SUMMARY OF RACING REVENUES

FISCAL YEAR 1978-1979

Sources of Racing Revenues	No. Days Racing	No. Performances Held	Paid Attendance	Pari-Mutuel Handle	Tax on Attendance	Net Commission & Sliding Scale on P/M Handle		2 1/7 of Net Commission P/M Handle	Breakage 25%	Breakage 75%	Total State Tax Revenue	TRUST FUND REVENUES Fla. Harness & Quarter Horse		TRACK/FRONTON REVENUES					
						3/17	2/17					Racing Promotion Trust Fund -Breakage	Track Allowance Up to \$170. Per Race	Net Track Commission & Sliding Scale 10/17	Fronton Breakage	Total Track Revenue from P/M Handle	Distributed to Public from P/M Handle		
GREYHOUND RACING ASSOCIATIONS																			
Associated Outdoor Clubs, Inc.	101	155	774,631	\$ 68,767,506.00	\$ 83,020.40	\$ 2,007,225.18	\$ 1,338,150.12	\$ 412,605.14	\$ 1,338,150.12	\$ 54,087.15	\$ 162,263.81	\$ 5,395,501.92	\$	\$ 316,200.00	\$ 6,690,750.60	\$	\$ 7,006,950.60	\$ 56,448,073.88	
Bayard Raceways, Inc.	42	58	126,842	11,955,921.00	14,584.25	337,797.63	225,198.42	71,735.65	225,198.42	6,354.40	19,064.01	899,932.78		118,320.00	1,125,992.10		1,244,312.10	9,826,260.37	
Biscayne Kennel Club, Inc.	156	240	1,424,425	150,013,792.00	146,232.97	4,414,013.76	2,942,675.84	900,082.84	2,942,675.84	117,489.36	352,471.68	11,815,642.29		489,600.00	14,713,379.20		15,202,979.20	123,141,403.48	
Bonita-Ft. Myers Corporation	105	159	389,611	28,599,706.00	42,277.75	800,751.18	533,834.12	171,598.32	533,834.12	30,201.36	90,606.58	2,203,103.43		324,360.00	2,669,170.60		2,993,530.60	23,445,349.72	
Daytona Beach Kennel Club, Inc.	128	190	499,723	38,627,078.00	53,356.36	1,090,412.34	726,941.56	231,762.81	726,941.56	29,076.05	87,230.92	2,945,721.60		387,600.00	3,634,707.80		4,022,307.80	31,712,404.96	
Investment Corporation of Palm Beach	105	155	593,743	49,702,464.00	64,588.99	1,435,273.92	956,849.28	298,214.70	956,849.28	37,961.99	113,888.27	3,863,626.43		316,200.00	4,784,246.40		5,100,446.40	40,802,980.16	
Investment Corporation of South Florida	105	159	995,719	86,961,497.00	113,123.20	2,551,604.91	1,701,069.94	521,769.01	1,701,069.94	67,574.67	202,726.34	6,858,938.01		324,360.00	8,505,349.70		8,829,709.70	71,385,972.49	
Jacksonville Kennel Club, Inc.	159	216	694,829	58,892,431.00	81,173.45	1,689,012.93	1,126,008.62	353,354.37	1,126,008.62	34,478.30	103,438.33	4,513,474.62		440,640.00	5,630,043.10		6,070,683.10	48,389,446.73	
Jefferson County Kennel Club, Inc.	105	129	197,354	15,262,138.00	19,735.40	411,244.14	274,162.76	91,572.35	274,162.76	13,809.43	41,428.81	1,126,115.65		264,180.00	1,370,813.80		1,634,993.80	12,520,763.95	
Keys Racing Association, Ltd.	105	125	79,958	5,457,114.00	7,995.80	119,343.42	79,562.28	32,742.67	79,562.28	5,991.60	17,976.72	343,174.77		251,430.00	397,811.40		649,241.40	4,472,693.63	
Miami Beach Kennel Club, Inc.	98	98	389,437	33,334,242.00	40,337.50	964,747.26	643,164.84	200,005.47	643,164.84	24,949.59	74,850.33	2,591,219.83		199,920.00	3,215,824.20		3,415,744.20	27,367,615.47	
Orange Park Kennel Club, Inc.	102	137	415,579	38,070,746.00	47,781.25	1,092,802.38	728,534.92	228,424.50	728,534.92	21,650.01	64,952.10	2,912,680.08		279,480.00	3,642,674.60		3,922,154.60	31,283,692.57	
Pensacola Greyhound Racing, Inc.	106	162	228,359	17,418,351.00	26,207.09	464,230.53	309,487.02	104,509.63	309,487.02	15,630.37	46,893.64	1,276,445.30		330,480.00	1,547,435.10		1,877,915.10	14,290,197.69	
St. Petersburg Kennel Club, Inc.	101	154	993,644	82,293,728.00	107,827.55	2,413,371.84	1,608,914.56	493,762.09	1,608,914.56	72,314.96	216,942.68	6,522,048.24		314,160.00	8,044,572.80		8,358,732.80	67,520,774.51	
Sanford-Orlando Kennel Club, Inc.	105	159	545,280	44,326,336.00	54,528.00	1,272,550.08	848,366.72	265,958.26	848,366.72	31,934.87	95,807.00	3,417,511.65		324,360.00	4,241,833.60		4,566,193.60	36,397,158.75	
Sarasota Kennel Club, Inc.	100	155	475,733	42,218,077.00	47,573.30	1,210,742.31	807,161.54	253,308.19	807,161.54	33,006.34	99,021.35	3,257,974.57		316,200.00	4,035,807.70		4,352,007.70	34,655,668.03	
Washington County Kennel Club, Inc.	105	141	216,742	17,629,160.00	21,674.20	478,114.80	318,743.20	105,775.07	318,743.20	15,985.68	47,959.30	1,306,995.45		287,640.00	1,593,716.00		1,881,356.00	14,462,482.75	
West Flagler Associates, Ltd.	51	77	422,618	43,370,314.00	43,371.71	1,273,389.42	848,926.28	260,221.75	848,926.28	41,923.37	125,771.23	3,442,530.04		157,080.00	4,244,631.40		4,401,711.40	35,569,444.27	
TOTAL GREYHOUND TRACKS	1,879	2,669	9,464,227	832,900,601.00	1,015,389.17	24,026,628.03	16,017,752.02	4,997,402.82	16,017,752.02	654,419.50	1,963,293.10	64,692,636.66		5,442,210.00	80,088,760.10		85,530,970.10	683,692,383.41	
JAI-ALAI FRONTONS																			
						3% Comm.	2% Comm.								12% Comm.	50%			
Dania Jai-Alai Palace, Inc.	105	159	769,202	43,110,698.00	99,996.26	1,293,320.94	862,213.96	258,664.29		43,637.13	2,557,832.58			5,173,283.76	43,633.80		5,216,917.56	35,435,944.12	
Florida Jai-Alai, Inc.	105	158	394,488	22,999,806.00	39,448.80	689,994.18	459,996.12	137,998.51		24,823.22	1,352,260.83			2,759,976.72	24,822.37		2,784,799.09	18,902,194.88	
Fort Pierce Jai-Alai, Inc.	100	156	246,622	15,745,948.00	29,182.15	472,378.44	314,918.96	94,439.49		16,638.30	927,557.34			1,889,513.76	16,634.23		1,906,147.99	12,941,424.82	
The Fronton, Inc.	87	132	438,646	27,635,823.00	54,677.40	829,074.69	552,716.46	165,814.98		24,066.60	1,626,350.13			3,316,298.76	24,064.20		3,340,362.96	22,723,787.31	
Golden Crown Corporation	99	117	132,943	9,041,510.00	13,292.80	271,245.30	180,830.20	54,249.30		9,573.31	529,190.91			1,084,981.20	9,570.13		1,094,551.33	7,431,060.56	
Miami Jai-Alai, Inc.	105	159	976,739	68,003,504.00	126,976.07	2,040,105.12	1,360,070.08	408,020.21		55,311.30	3,990,482.78			8,160,420.48	55,224.07		8,215,644.55	55,924,352.74	
Ocala Jai-Alai, Inc.	127	192	279,626	16,269,466.00	36,415.38	488,083.98	325,389.32	97,615.97		17,779.08	965,283.73			1,952,335.92	17,754.64		1,970,090.56	13,370,507.09	
Sports Palace, Inc.	105	161	252,739	16,346,910.00	25,273.90	490,407.30	326,938.20	98,080.81		13,350.30	954,050.51			1,961,629.20	13,345.40		1,974,974.60	13,443,158.79	
Tampa Jai-Alai, Inc.	105	159	700,049	42,054,356.00	91,006.37	1,261,630.68	841,087.10	252,326.35		40,382.94	2,486,433.44			5,046,522.73	40,382.10		5,086,904.83	34,572,024.10	
Volusia Jai-Alai, Inc.	128	186	415,631	26,560,653.00	41,563.10	796,819.59	531,213.06	159,363.24		23,714.91	1,552,673.90			3,187,278.36	23,714.14		3,210,992.50	21,838,549.70	
TOTAL JAI-ALAI FRONTONS	1,066	1,579	4,606,685	287,768,674.00	557,832.23	8,633,060.22	5,755,373.46	1,726,573.15		269,277.09	16,942,116.15			34,532,240.89	269,145.08		34,801,385.97	236,583,004.11	
HARNESS RACING ASSOCIATIONS																			
							*5.3% Commission								Daily Operational and/or Purse Allowance	50%	50%		
Seminole Park & Fairgrounds, Inc.	90	91	135,830	8,662,292.00	21,400.10		56,097.96			20,399.83	97,897.89	20,399.83		403,003.47	1,186,734.05		1,589,737.52	6,975,656.86	
Tourist Attractions, Inc.	105	105	530,920	46,166,382.00	84,458.86		1,996,818.15			125,787.52	2,207,064.53	125,786.99		450,000.00	6,129,536.05		6,579,536.05	37,338,453.29	
TOTAL HARNESS TRACKS	195	196	666,750	54,828,674.00	105,858.96		2,052,916.11			146,187.35	2,304,962.42	146,186.82		853,003.47	7,316,270.10		8,169,273.57	44,314,110.15	
QUARTER HORSE RACING ASSOCIATIONS TOTAL																			
						Daily License Fee 75%	Daily License Fee 25%						50% Breaks +1% P/M Handle						
Gator Downs Racing, Inc. (Pompano)	45	45	109,549	8,537,195.00	14,550.07	48,750.00	16,250.00			24,754.42	104,304.49	110,126.30			1,386,323.15		1,386,323.15	6,950,991.13	
HORSE RACING ASSOCIATIONS																			
						Daily License Fee 75%	*5.6% & 6.2% and Daily License Fee 25%	.06% of 1% of P/M Handle					Excess Breakage and 100%		100% Breaks				
Calder Race Course, Inc.	117	117	855,152	118,433,606.00	134,089.56		4,175,281.42			20,175.00	4,329,545.98			702,895.00	2,457,000.00	14,191,857.72	17,351,752.72	96,886,396.86	
Florida Downs & Turf Club, Inc.	68	68	240,251	23,287,745.00	37,632.80	178,350.00	59,450.00	139,726.47			415,159.27			159,814.33	477,200.00	3,243,916.65	3,880,930.98	19,029,287.55	
Gulfstream Park Racing Association, Inc.	44	44	550,422	94,568,590.00	168,714.75		5,042,454.76			561,901.87	5,773,071.38			820,800.00	10,780,819.09	11,601,619.09	11,601,619.09	77,362,614.28	
Hialeah, Inc.	50	50	373,676	65,472,325.00	110,274.77		2,690,850.14			397,020.86	3,198,145.77			975,600.00	7,856,679.00	8,832,279.00	8,832,279.00	53,552,175.00	
Tropical Park, Inc. (at Calder)	50	50	407,442	61,275,390.00	62,878.58		2,531,421.69			364,773.74	2,959,074.01			900,000.00	7,353,046.80	8,253,046.80	8,253,046.80	50,126,147.77	
TOTAL HORSE TRACKS	329	329	2,426,943	363,037,656.00	513,590.46	178,350.00	14,499,458.01	139,726.47		1,343,871.47	16,674,996.41			862,709.33	5,630,600.00	43,426,319.26	49,919,628.59	296,956,621.46	
TOTAL ALL TRACKS AND FRONTONS	3,514	4,818	17,274,154	\$1,547,072,800.00	\$2,207,220.89	\$32,886,788.25	\$38,341,749.60	\$6,863,702.44	\$16,017,752.02	\$654,419.50	\$3,747,383.43								



SUMMARY OF RACING REVENUES

Revenue by Source

From Regular Pari-Mutuel Performances (see insert sheet)

Total State Tax Revenue (see insert sheet)	\$100,719,016.13
Florida Harness and Quarter Horse Promotional Trust Fund Breakage	256,313.12
TOTAL	<u>\$100,975,329.25</u>

From Other Revenue Sources

Licenses	\$ 232,972.25
Stable/Kennel Name Registration	29,150.00
Escheat Tickets	2,011,455.70
Department of Education Racing Scholarship Fund	560,099.05
Miscellaneous Revenues	2,971.34
Refunds of Prior Year's Appropriations.....	17,428.96
TOTAL	<u>\$ 2,854,077.30</u>
GRAND TOTAL.....	<u><u>\$103,829,406.55</u></u>

See Exhibit "E," supplemental statement of revenues and expenditures, estimated and actual, for further information on revenue receipts and disbursements.

EXHIBIT "F"
DEPARTMENT OF BUSINESS REGULATION
DIVISION OF PARI-MUTUEL WAGERING

AGENCY AND TRUST FUNDS
SUPPLEMENTAL STATEMENT OF REVENUES AND EXPENDITURES
ESTIMATED AND ACTUAL
FOR THE FISCAL YEAR ENDED JUNE 30, 1979

	<u>Estimated</u>	<u>Actual</u>	<u>Actual Over (Under Estimate)</u>
OPERATING TRUST FUND			
Revenues:			
Registration Fees	\$ 22,397.00	\$ 29,150.00	\$ 6,753.00
Licenses	243,360.00	232,972.25	(10,387.75)
Taxes—Trust	30,981,943.00	32,886,788.25	1,904,845.25
Taxes—General Revenue	36,903,370.00	40,548,970.49	3,645,600.49
0.6% Tax	6,204,000.00	6,863,702.45	659,702.45
Breaks	3,194,518.00	3,092,963.93	(101,554.07)
Breaks under Chapter 550.26,			
Florida Statutes	628,340.00	654,419.50	26,079.50
Miscellaneous Revenue	18,380.00	2,971.34	(15,408.66)
Refunds to Old Appropriations	40,734.00	17,415.88	(23,318.12)
Permanent Cancellations—Warrants			
TOTAL REVENUE	<u>\$ 78,237,042.00</u>	<u>\$ 84,329,354.09</u>	<u>\$ 6,092,312.09</u>
Expenditures:			
Deposits to General Revenue			
Unallocated	\$ 46,967,342.00	\$ 51,165,909.85	\$ (4,198,567.85)
Transfers to General Revenue			
Unallocated	8,000,000.00	8,107,804.92	(107,804.92)
Service Charge to			
General Revenue	1,277,200.00	1,308,836.35	(31,636.35)
Transfers to Special Revenue			
Fund—Operations	2,782,589.00	2,708,701.72	73,887.28
Aid to Counties	21,038,000.00	21,038,000.00	
Other Non-Operating		20.00	(20.00)
Refunds	1,000.00	81.25	918.75
TOTAL EXPENDITURES	<u>\$ 80,066,131.00</u>	<u>\$ 84,329,354.09</u>	<u>\$ (4,263,223.09)</u>
Excess (Deficiency) of Revenues Over Expenditures	<u>\$ (1,829,089.00)</u>		<u>\$ 1,829,089.00</u>
ADDITIONAL HARNESS AND DOG TRACK TRUST FUND			
Revenues:			
Taxes	\$ 14,432,600.00	\$ 16,672,171.52	\$ 2,239,571.52
Expenditures:			
Transfers to General Revenue			
Unallocated	7,000,000.00	7,135,299.70	(135,299.70)
Service Charge to			
General Revenue	647,304.00	659,371.82	(12,067.82)
Aid to Counties	8,877,500.00	8,877,500.00	
Refunds	500.00		500.00
TOTAL EXPENDITURES	<u>\$ 16,525,304.00</u>	<u>\$ 16,672,171.52</u>	<u>\$ (146,867.52)</u>
Excess (Deficiency) of Revenues Over Expenditures	<u>\$ (2,092,704.00)</u>	<u>\$</u>	<u>\$ 2,092,704.00</u>

	<u>Estimated</u>	<u>Actual</u>	<u>Actual Over (Under Estimate)</u>
COLLECTIONS FOR OTHER STATE FUNDS			
Revenues:			
Breaks—Harness Horse Racing.....	\$ 125,738.00	\$ 146,186.82	\$ 20,448.82
Breaks—Quarter Horse Racing.....	37,424.00	110,126.30	72,702.30
Charity Performances—Racing			
Scholarship Fund.....	565,751.00	560,099.05	(5,651.95)
Escheat Tickets—Principal			
State School Fund.....	1,705,506.00	2,011,455.70	305,949.70
TOTAL REVENUES.....	<u>\$ 2,434,419.00</u>	<u>\$ 2,827,867.87</u>	<u>\$ 393,448.87</u>
Expenditures:			
Transfers to Department			
of Agriculture:			
Harness Horse Racing			
Promotional Trust Fund.....	\$ 125,738.00	\$ 146,186.82	\$ 20,448.82
Quarter Horse Racing			
Promotional Trust Fund.....	37,424.00	110,126.30	72,702.30
Transfers to Department			
of Education:			
Racing Scholarship Trust Fund.....	565,751.00	560,099.05	(5,651.95)
Principal State School			
Trust Fund.....	1,705,506.00	2,011,455.70	305,949.70
TOTAL EXPENDITURES.....	<u>\$ 2,434,419.00</u>	<u>\$ 2,827,867.87</u>	<u>\$ 393,448.87</u>
Excess (Deficiency) of Revenues			
Over Expenditures.....	<u>\$</u>	<u>\$</u>	<u>\$</u>

Note: A supplemental statement of revenues and expenditures is shown for the Agency and Trust Funds as departmental accounting records are maintained on a modified accrual basis for all funds whereby revenues susceptible to accrual are recorded as revenues in the fiscal year earned.

EXHIBIT "G"
DEPARTMENT OF BUSINESS REGULATION
DIVISION OF PARI-MUTUEL WAGERING

AGENCY AND TRUST FUNDS
STATEMENT OF CASH RECEIPTS AND DISBURSEMENTS
FOR THE FISCAL YEAR ENDED JUNE 30, 1979

	<u>Operating Trust Fund</u>	<u>Additional Harness & Dog Track Trust Fund</u>	<u>Collections for Other Departments State of Florida</u>
Cash Balance—July 1, 1978	\$ 318,485.42	\$ 88,410.52	
Receipts:			
Registration Fees	29,150.00		
Licenses	233,404.25		
Taxes	72,769,231.65	16,484,295.59	
0.6% Tax	6,779,463.13		
Breaks	3,080,916.13		
Breaks under Chapter 550.26, Florida Statutes	652,067.27		\$ 242,203.58
Charity Performances			560,099.05
Escheat Tickets			1,795,127.30
Miscellaneous Revenues	2,971.34		
Refunds to Old Appropriations	17,415.88		
Cancelled Warrants			
Return Check Collections	132.00		
TOTAL RECEIPTS	<u>\$ 83,564,751.65</u>	<u>\$ 16,484,295.59</u>	<u>\$ 2,597,429.93</u>
Total Available	<u>\$ 83,883,237.07</u>	<u>\$ 16,572,706.11</u>	<u>\$ 2,597,429.93</u>
Disbursements:			
Deposits to General Revenue Unallocated	\$ 50,723,697.39		
Transfers to General Revenue Unallocated	8,107,804.92	\$ 7,000,000.00	
Service Charge to General Revenue	1,273,628.39	634,291.44	
Transfers—Special Revenue Fund Operations	2,466,322.48		
Aid to Counties	21,020,000.00*	8,877,500.00	
Payment of Awards			
Transfers to Department of Agriculture Harness Horse Racing Promotional Trust Fund			\$ 145,543.15
Quarter Horse Racing Promotional Trust Fund			96,660.43
Transfers to Department of Education Racing Scholarship Trust Fund			560,099.05
Principal State School Trust Fund			1,795,127.30
Refunds	81.25		
Other Non-Operating	20.00		
TOTAL DISBURSEMENTS	<u>\$ 83,591,554.43</u>	<u>\$ 16,511,791.44</u>	<u>\$ 2,597,429.93</u>
Cash Balance—June 30, 1979	<u>\$ 291,682.64</u>	<u>\$ 60,914.67</u>	<u>\$</u>

*\$18,000.00 not distributed by office of Comptroller due to pending litigation.

EXHIBIT "H"
DIVISION OF PARI-MUTUEL WAGERING
FROM EXTRA DAYS OF RACING FOR
BOARD OF REGENTS — SCHOLARSHIP FUND

Associated Outdoor Clubs, Inc.....	\$ 40,231.30
Biscayne Kennel Club, Inc.	39,179.88
Bonita-Ft. Myers Corporation	12,664.00
Dania Jai-Alai Palace, Inc.	19,642.96
Daytona Beach Kennel Club, Inc.....	21,427.03
Florida Downs & Turf Club, Inc.	12,052.45
Florida Jai-Alai, Inc.....	15,538.97
Ft. Pierce Jai-Alai, Inc.	3,450.56
Golden Crown Corporation	7,589.38
Investment Corporation of Palm Beach.....	24,164.16
Investment Corporation of South Florida.....	40,097.82
Jacksonville Kennel Club, Inc.....	39,993.70
Jefferson County Kennel Club, Inc.....	11,331.55
Keys Racing Association, Ltd.....	4,071.39
Miami Jai-Alai, Inc.	45,413.50
Ocala Jai-Alai, Inc.	2,775.18
Orange Park Kennel Club, Inc.	21,497.78
Pensacola Greyhound Racing, Inc.....	8,852.72
St. Petersburg Kennel Club, Inc.	40,282.94
Sanford-Orlando Kennel Club, Inc.	21,241.60
Sarasota Kennel Club, Inc.	27,805.75
Sports Palace, Inc.	9,668.00
Tampa Jai-Alai, Inc.	23,091.89
Tourist Attractions, Inc.	31,345.92
Volusia Jai-Alai, Inc.	7,630.00
Washington County Kennel Club, Inc.	5,842.46
West Flagler Associates, Ltd.	23,216.16
TOTAL RECEIPTS DEPOSITED TO	
SCHOLARSHIP FUND.....	<u>\$560,099.05</u>

EXHIBIT "I"
DIVISION OF PARI-MUTUEL WAGERING
FROM ESCHEATED PARI-MUTUEL TICKETS FOR
PRINCIPAL OF STATE SCHOOL FUND

	From 1976-77 Season	From 1977-78 Season	Grand Total
Associated Outdoor Clubs, Inc.	\$	\$ 78,450.30	\$
Bayard Raceways, Inc.		46,011.00	
Biscayne Kennel Club, Inc.	74,834.30		
Bonita-Ft. Myers Corporation		62,231.80	
Calder Race Course, Inc.	92,964.65		
Dania Jai-Alai, Inc.		72,622.40	
Daytona Beach Kennel Club, Inc.	70,298.20		
Florida Downs & Turf Club, Inc.		32,298.40	
Florida Jai-Alai, Inc.		35,485.80	
Ft. Pierce Jai-Alai, Inc.	25,954.70		
The Fronton, Inc.		52,765.50	
Gator Downs Racing, Inc.	19,622.75		
Golden Crown Corp.		20,327.40	
Gulfstream Park Racing Association, Inc.		87,323.30	
Hialeah, Inc.		99,004.70	
Investment Corporation of Palm Beach		69,679.70	
Investment Corporation of South Florida		105,018.10	
Jacksonville Kennel Club, Inc.	26,489.50		
Jefferson County Kennel Club, Inc.	14,749.90		
Keys Racing Association, Inc.		6,358.60	
Miami Beach Kennel Club, Inc.		39,348.20	
Miami Jai-Alai, Inc.		115,681.20	
Ocala Jai-Alai, Inc.	25,728.80		
Orange Park Kennel Club, Inc.		50,185.60	
Pensacola Greyhound Park, Inc.	21,383.00		
St. Petersburg Kennel Club, Inc.		102,377.20	
Sanford-Orlando Kennel Club, Inc.		75,654.40	
Sarasota Kennel Club, Inc.	60,478.20		
Seminole Park and Fairgrounds, Inc.	19,066.50		
Sports Palace, Inc.		31,819.70	
Tampa Jai-Alai, Inc.		75,609.20	
Tourist Attractions, Inc.		90,717.90	
Tropical Park, Inc.		61,520.70	
Volusia Jai-Alai, Inc.	49,047.50		
Washington County Kennel Club, Inc.	26,247.00		
West Flagler Associates, Ltd.	74,099.60		
TOTAL RECEIPTS DEPOSITED TO SCHOOL FUND	\$600,964.60	\$1,410,491.10	\$2,011,455.70

EXHIBIT "J"
DIVISION OF PARI-MUTUEL WAGERING
RACING REVENUE COLLECTED BY
GEOGRAPHICAL LOCATION

Brevard County			
Sports Palace, Inc.	\$	\$ 954,648.51	.95%
Broward County			
Dania Jai-Alai Palace, Inc.	2,561,051.58		
Gator Downs Racing, Inc.	121,871.49		
Gulfstream Park Racing Assoc., Inc.	5,786,569.38		
Investment Corp. of South Florida	6,863,393.51		
Tourist Attractions, Inc.	<u>2,245,655.53</u>	17,578,541.49	17.40%
Clay County			
Orange Park Kennel Club, Inc.		2,913,190.08	2.90%
Dade County			
General Office—Miscellaneous			
Receipts and Licenses	3,501.34		
Biscayne Kennel Club, Inc.	11,821,836.29		
Calder Race Course, Inc.	4,378,291.73		
Hialeah, Inc.	3,205,771.77		
Miami Beach Kennel Club, Inc.	2,592,910.83		
Miami Jai-Alai, Inc.	3,993,964.78		
Tropical Park, Inc. (at Calder)	2,981,735.01		
West Flagler Assoc., Ltd.	<u>3,449,659.04</u>	32,427,670.79	32.11%
Duval County			
Jacksonville Kennel Club, Inc.		4,518,332.62	4.47%
Escambia County			
Pensacola Greyhound Park, Inc.		1,280,751.30	1.27%
Gadsden County			
Golden Crown Corp.		530,185.91	.53%
Hillsborough County			
Associated Outdoor Clubs, Inc.	5,399,655.92		
Florida Downs and Turf Club, Inc.	433,124.27		
Tampa Jai-Alai, Inc.	<u>2,488,104.44</u>	8,320,884.63	8.24%
Jefferson County			
Jefferson County Kennel Club, Inc.		1,129,152.65	1.12%

Lee County			
Bonita-Ft. Myers Corporation		2,205,999.43	2.18%
Marion County			
Ocala Jai-Alai, Inc.		966,840.73	.96%
Monroe County			
Keys Racing Assoc., Ltd.....		344,209.77	.34%
Palm Beach County			
The Fronton, Inc.....	1,628,724.13		
Investment Corporation of Palm Beach.....	<u>3,867,220.43</u>	5,495,944.56	5.42%
Pinellas County			
St. Petersburg Kennel Club, Inc.		6,525,776.24	6.46%
St. John's County			
Bayard Raceways, Inc.		900,136.78	.89%
St. Lucie County			
Ft. Pierce Jai-Alai, Inc.		929,087.34	.92%
Sarasota County			
Sarasota Kennel Club, Inc.		3,264,667.57	3.20%
Seminole County			
Florida Jai-Alai, Inc.....	1,353,552.83		
Sanford-Orlando Kennel Club, Inc.	3,419,457.65		
Seminole Park and Fairgrounds, Inc.	<u>109,649.89</u>	4,882,660.37	4.84%
Volusia County			
Daytona Beach Kennel Club, Inc.....	2,950,329.60		
Volusia Jai-Alai, Inc.	<u>1,554,862.90</u>	4,505,192.50	4.50%
Washington County			
Washington County Kennel Club, Inc.		<u>1,310,236.45</u>	1.30%
TOTAL FISCAL YEAR RECEIPTS			
		<u><u>\$100,984,109.72</u></u>	100.00%

Note: These figures do not include any Scholarship/Charity Day or Breakage Trust Fund Amounts.

EXHIBIT "K"
DIVISION OF PARI-MUTUEL WAGERING
PAID ATTENDANCE, PARI-MUTUEL HANDLE, STATE REVENUE
Season 1931-32 Thru Season 1978-79

Season	Number of Racing Days	Total Paid Attendance	Total Pari-Mutuel Handle	State Revenue as a Percent of Handle	Total State Revenue
1931-1932	462	1,157,161	\$ 17,365,424.00	4.24%	\$ 737,300.70
1932-1933	550	1,281,017	19,146,938.00	3.99	763,877.09
1933-1934	609	1,591,024	27,549,567.00	3.89	1,072,364.22
1934-1935	775	2,024,636	36,577,493.00	3.83	1,401,176.87
1935-1936	906	1,854,292	38,826,132.00	3.70	1,436,957.07
1936-1937	1,029	2,330,964	50,121,647.00	3.67	1,838,338.53
1937-1938	1,053	2,401,367	54,047,114.00	3.64	1,969,740.68
1938-1939	1,025	2,373,271	55,272,416.00	3.62	2,000,758.63
1939-1940	1,057	2,517,436	64,388,377.00	3.58	2,302,834.13
1940-1941	902	2,695,464	68,280,202.00	3.57	2,436,374.09
1941-1942	972	2,195,080	63,601,585.00	6.91	4,392,861.86
1942-1943	734	854,256	26,658,646.00	4.00	1,066,087.70
1943-1944	982	2,458,933	109,561,969.00	6.23	6,824,272.72
1944-1945	333	945,341	35,171,557.00	5.71	2,007,853.08
1945-1946	1,442	4,448,084	211,571,289.00	7.35	15,554,033.94
1946-1947	1,298	4,444,543	194,710,333.00	7.54	14,680,730.51
1947-1948	1,318	4,344,479	180,647,561.00	7.50	13,542,407.27
1948-1949	1,404	4,641,038	178,171,736.00	7.42	13,222,461.84
1949-1950	1,377	4,539,742	178,842,858.00	7.33	13,101,521.89
1950-1951	1,378	4,643,293	204,385,597.00	7.34	14,997,486.10
1951-1952	1,432	5,279,674	248,728,380.00	7.27	18,090,497.77
1952-1953	1,549	5,732,369	272,696,059.00	7.24	19,734,513.61
1953-1954	1,722	5,812,577	276,681,999.00	7.24	20,026,021.78
1954-1955	1,731	5,809,467	284,044,131.00	7.22	20,521,462.81
1955-1956	1,879	5,915,941	310,681,432.00	7.78	24,180,833.82
1956-1957	1,907	6,035,932	322,948,073.00	7.73	24,969,496.52
1957-1958	2,012	5,626,152	315,546,506.00	7.70	24,306,949.76
1958-1959	2,055	5,966,709	329,141,335.00	7.64	25,157,459.81
1959-1960	2,180	6,209,688	347,947,488.00	7.65	26,609,331.64
1960-1961	2,216	6,328,535	344,173,946.00	7.60	26,163,297.64
1961-1962	2,273	6,735,583	363,082,896.00	7.55	27,420,986.32
1962-1963	2,276	6,919,691	374,598,480.00	7.58	28,392,064.52
1963-1964	2,335	7,878,991	418,056,340.00	7.54	31,503,458.39
1964-1965	2,318	8,537,248	462,298,032.00	7.57	34,984,262.18
1965-1966	2,498	8,969,589	500,471,936.00	7.53	37,667,499.22
1966-1967	2,596	9,020,232	515,430,636.00	7.45	38,408,241.36
1967-1968	2,537	9,459,239	563,772,040.00	7.45	41,980,547.50
1968-1969	2,623	9,912,630	630,034,977.00	7.42	46,743,699.90
1969-1970	2,678	10,735,962	712,244,838.00	7.28	51,882,798.39
1970-1971	2,873	11,737,046	778,550,830.00	7.18	55,876,621.72
1971-1972	2,959	12,769,157	864,502,920.00	7.06	61,038,724.52
1972-1973	3,019	13,747,714	978,174,354.00	7.02	68,669,716.49
1973-1974	3,160	14,883,698	1,083,208,538.00	7.05	76,315,213.03
1974-1975	3,229	16,192,983	1,156,152,799.00	7.21	83,593,771.84
1975-1976	3,252	16,293,398	1,168,767,050.00	7.27	84,996,163.58
1976-1977	3,307	16,276,898	1,244,159,788.00	7.18	89,376,224.14
1977-1978	3,416	16,789,933	1,361,155,037.00	6.70	91,211,859.38
1978-1979	3,514	17,274,154	1,547,072,800.00	6.71	103,829,406.55
Totals	89,152	326,592,611	\$19,589,222,081.00	7.14%	\$1,399,000,563.11

EXHIBIT "L"
DIVISION OF PARI-MUTUEL WAGERING
SUMMARY OF ADDITIONAL DAYS OF RACING HELD FOR
CHARITABLE PURPOSES DURING FISCAL PERIOD

	<i>Date</i>	<i>Statutory Authority</i>	<i>Beneficiary</i>	<i>Paid Attendance</i>	<i>Pari-Mutuel Handle</i>
Associated Outdoor Clubs, Inc.	9-12-78	63-738	Univ. of Tampa Scholar.	4,350	\$ 351,400
	9-19-78	550.03	Charity	4,186	341,914
	9-26-78	550.08	Board of Regents	4,227	353,622
Bayard Raceways, Inc.	6-12-79	550.08	Board of Regents	1,837	181,509
	6-19-79	550.03	United Fund of St. Augustine and St. John's County	1,770	165,104
Biscayne Kennel Club, Inc.	12-18-78	550.03	Charity	4,214	451,039
	12-20-78	550.03	Charity	4,296	474,834
	12-27-78	550.03	Miami Dade Com. Coll.	3,420	386,085
	1- 3-79	550.08	Board of Regents	3,265	372,418
Bonita-Ft. Myers Corporation	12-14-78	550.03	Misc. Charity	1,476	116,050
	12-21-78	550.03	Edison Com. Coll.	1,748	146,844
	1-11-79	550.08	Board of Regents	2,001	171,488
Calder Race Course, Inc.	10-24-78	550.41	Charity	4,285	660,372
	10-31-78	550.41	Charity	4,842	718,328
Dania Jai-Alai Palace, Inc.	12-18-78	550.03	Broward Com. Coll.	3,805	249,255
	12-20-78	550.03	Charity	4,526	256,654
	12-21-78	550.03	Charity	4,460	247,154
	1-10-79	550.08	Board of Regents	4,706	252,342
Daytona Beach Kennel Club, Inc.	10- 2-78	550.03	Charity	2,330	182,188
	10- 3-78	550.08	Board of Regents	2,297	201,715
	10- 4-78	550.03	Charity	3,393	245,122
Florida Downs and Turf Club, Inc.	12-26-78	550.08	Board of Regents	2,950	290,209
	1-30-79	67-620	Arts Council of Tampa	3,876	331,068
	2- 6-79	550.03	Univ. of Tampa	3,333	331,016
	2-16-79	550.03	Charity	3,583	364,075
	2-23-79	550.03	Charity	3,351	315,051
	2-27-79	550.03	Pasco Hernando Comm. College	3,588	318,684
	3- 6-79	550.03	St. Pete Comm. College, Hillsborough Com. Col.	2,344	266,787
	3-16-79	550.03	St. Leo's Coll. & Misc. Charities	3,166	267,670
Florida Jai-Alai, Inc.	9-12-78	68-60	Seminole Com. Coll.	2,319	118,680
	9-19-78	550.08	Board of Regents	2,376	132,375
	1- 2-79	550.03	Charity	2,082	107,866
	1- 3-79	550.03	Charity	1,801	96,001
	1- 9-79	550.03	Florida A & M Univ.	1,860	100,285
Fort Pierce Jai-Alai, Inc.	8-24-78	550.03	Charity	642	41,626
	8-29-78	550.03	Charity	671	45,761
	8-31-78	550.08	Board of Regents	860	57,307
	2-20-79	550.08	Board of Regents	996	43,993
	2-27-79	550.03	Indian River Com. Col.	1,046	57,499
	3- 6-79	550.03	Charity	1,084	60,469

	<i>Date</i>	<i>Statutory Authority</i>	<i>Beneficiary</i>	<i>Paid Attendance</i>	<i>Pari-Mutuel Handle</i>
The Fronton, Inc.	9-19-78	550.03	Charity	2,832	169,865
	9-26-78	550.03	Charity	2,690	178,372
	10- 3-78	550.03	Charity	2,855	184,793
	12-19-78	550.03	Civic Opera of Palm Beach	2,605	151,912
Golden Crown Corp.	1-30-79	550.03	Charity	761	50,865
	2-27-79	550.03	Florida A & M Univ.	901	60,206
	3-27-79	550.08	Board of Regents	798	55,318
	4-17-79	550.03	Charity	615	46,541
	5-15-79	550.03	Charity	645	50,249
Hialeah, Inc.	5- 1-79	550.03	Charity	3,916	679,039
	5- 3-79	550.03	Charity	5,180	739,245
	*5- 4-79	550.08	Board of Regents	4,215	764,273
	5- 7-79	78-357	Historic Preserv. Trust Fund	4,175	649,615
	5- 8-79	550.03	Univ of Miami, Fla. Int. Univ.	4,047	648,342
	*5- 9-79	550.03	Charity	3,806	726,373
	5-10-79	550.08	Board of Regents	4,594	681,363
	*5-11-79	550.03	Charity	3,603	667,575
	Investment Corp. of Palm Beach	4-24-79	550.08	Board of Regents	2,237
4-26-79		550.03	Fla. Atlantic Univ. Palm Beach Jr. Coll. Boca Raton	3,403	308,998
5- 1-79		550.03	Charity	3,039	321,878
5- 8-79		550.03	Charity	2,629	257,540
Investment Corp. of South Florida		12-19-78	550.03	Nova Univ.	4,289
	12-21-78	550.08	Board of Regents	4,192	379,813
	12-28-78	550.03	Univ. of Miami United Way & Misc. Charities	6,685	567,816
Jacksonville Kennel Club, Inc.	10-17-78	550.08	Board of Regents	2,215	186,532
	10-24-78	550.03	Jacksonville Univ., Ed Waters Coll., United Way Fund	2,461	209,494
Jefferson County Kennel Club, Inc.	9- 5-78	550.08	Board of Regents	984	79,985
	9- 6-78	550.03	Charity	1,013	96,329
	9- 7-78	550.03	Charity	1,136	93,321
	9-12-78	550.03	Monticello Opera Co.	971	77,005
Keys Racing Assoc., Ltd.	3-14-79	550.03	United Way	561	40,224
	3-21-79	550.03	Fla. Keys Com. Col.	667	40,744
	3-28-79	550.08	Board of Regents	572	34,338
Miami Jai-Alai, Inc.	3- 6-79	550.03	Charity	4,802	379,148
	3-13-79	550.03	Charity	4,916	363,836
	3-20-79	550.03	Univ. of Miami et al	5,117	354,225
	3-27-79	550.03	Miami Dade Com. Col.	4,726	343,973
	4- 3-79	550.08	Board of Regents	4,916	360,647
	4-10-79	72-457	Barry College & Fla. Mem. Coll.	5,204	391,680
Ocala Jai-Alai, Inc.	9-26-78	550.03	Charity	870	50,658
	10-10-78	550.03	Charity	790	45,708
	10-17-78	550.08	Board of Regents	835	45,288

*Denotes Days Run for Gulfstream Park Racing Association, Inc.

	<i>Date</i>	<i>Statutory Authority</i>	<i>Beneficiary</i>	<i>Paid Attendance</i>	<i>Pari-Mutuel Handle</i>
Orange Park Kennel Club, Inc.	9-12-78	550.08	Board of Regents	2,132	194,143
	9-19-78	550.03	Jacksonville Univ., Edward Waters Col. & United Fund	2,131	188,453
Pensacola Greyhound Park, Inc.	5- 8-79	550.03	Greyhound Park Foundation	1,137	98,030
	5-15-79	550.08	Board of Regents	1,189	93,584
	5-22-79	550.03	Pensacola Greyhound Racing Non-Sec. Charity	1,196	85,470
	5-29-79	550.03	Univ. of W. Fla and Pensacola Jr. Col.	1,116	84,372
St. Petersburg Kennel Club, Inc.	1- 9-79	550.08	Board of Regents	3,963	369,752
	1-16-79	550.03	United Way of Pinellas County	5,259	411,988
	1-23-79	550.03	St. Pete Jr. Coll., Eckerd College	4,423	406,300
Sanford-Orlando Kennel Club, Inc.	1- 2-79	550.08	Board of Regents	1,998	180,784
	1- 9-79	550.03	Seminole Com. Coll.	2,120	174,631
	1-16-79	550.03	Charity	2,723	226,019
	1-25-79	550.03	Sentinel-Star	3,527	289,203
Sarasota Kennel Club, Inc.	5-15-79	550.08	Board of Regents	2,566	107,549
	5-22-79	550.03	Manatee Jr. Coll., New College	2,837	222,378
	5-29-79	550.03	Charity	2,241	188,737
	6-29-79	550.08	Board of Regents	1,093	134,283
Sports Palace, Inc.	10-25-78	550.03	Charity	1,328	91,004
	12-13-78	550.03	Charity	1,191	72,155
	12-20-78	550.08	Board of Regents	1,358	94,237
Tampa Jai-Alai, Inc.	4-17-79	63-738	Univ. of Tampa Academic Scholar.	3,495	195,105
	4-24-79	67-620	Tampa Arts Council	2,793	176,866
	5- 1-79	550.03	Charity	2,986	189,195
	5-15-79	61-995	Univ. of Tampa Athletic Scholar.	2,980	202,756
	5-22-79	67-620	St. Leo's College	2,793	196,498
	5-29-79	550.08	Board of Regents	2,487	170,818
	6- 5-79	550.03	Charity	2,956	229,555
Tourist Attractions, Inc.	12- 7-78	550.03	Charity	4,546	380,073
	12-14-78	550.03	Charity	3,567	344,369
	12-21-78	550.08	Board of Regents	3,832	373,304
Tropical Park, Inc. (at Calder)	11-14-78	550.03	Miami Dade Com. Col.	5,461	773,438
	11-21-78	67-540	Univ. of Miami & Fla. Int. Univ.	5,429	858,408
	11-28-78	550.03	Charity	5,537	854,924
	12- 5-78	550.03	Charity	5,778	892,332

	<u>Date</u>	<u>Statutory Authority</u>	<u>Beneficiary</u>	<u>Paid Attendance</u>	<u>Pari-Mutuel Handle</u>
Volusia Jai-Alai, Inc.	8- 8-78	550.03	Charity	2,042	115,051
	4-24-79	550.03	Daytona Beach Comm. Coll.	1,948	122,069
Washington County Kennel Club, Inc.	5-15-79	550.03	Bay & Washington County Cancer Fund	1,040	85,149
	5-22-79	550.03	Vernon High School & Chipley Quarterback Club	1,108	87,928
	5-29-79	550.08	Board of Regents	1,061	87,422
West Flagler Associates, Ltd.	10- 4-78	550.03	Charity	4,173	461,316
	10- 9-78	550.08	Board of Regents	5,843	594,352
	10-11-78	550.03	Univ. of Miami & Fla. Int. Univ.	4,462	471,766
	10-26-78	550.03	Charity	5,058	519,982

ASSOCIATED OUTDOOR CLUBS, INC.
P. O. Box 8096, Tampa, Florida 33674

Officers

John H. Hater, *President*

James J. Patton, <i>Vice-President</i>	Harry J. Hater, Jr., <i>Treasurer</i>
Robert E. Hater, <i>Secretary</i>	Charles W. Bidwill, Jr., <i>Asst. Treasurer</i>
Frank L. Cowles, <i>Asst. Secretary</i>	John Michael Hater, <i>Asst. Secretary</i>
William H. Johnston, Jr., <i>Asst. Secretary</i>	James E. Heile, <i>Asst. Treasurer</i>

Directors

Charles W. Bidwill, Jr.	Robert E. Hater	James J. Patton
John H. Hater	Harry J. Hater, Jr.	James E. Heile
	William H. Johnston, Jr.	

Dog Track — Tampa

101 Racing Days — Sept. 6, 1978 to Jan. 4, 1979 — 155 Performances

Pari-Mutuel Handle.....	\$68,767,506.00
Average Performance	443,661.33
Average Wager per Capita.....	88.77
<i>(Based on Taxable Admissions)</i>	
Total Paid Attendance	774,631
Average Paid Attendance per Performance	4,998
<i>Net Commission = 17.6% of P-M Handle less \$170.00 Track Allowance per Race</i>	

STATE REVENUE

3/17 of Net Commission (Counties).....	\$ 2,007,225.18
2/17 of Net Commission (Old Age Assistance).....	1,338,150.12
.006% of Commission (General Revenue Fund).....	412,605.14
2/17 of Net Commission (Counties).....	1,338,150.12
25% of Breaks (Counties).....	54,087.15
75% of Breaks (Old Age Assistance).....	162,263.81
Admission Tax (General Revenue).....	83,020.40
	<u>\$ 5,395,501.92</u>
Occupational Licenses (Counties).....	4,154.00
Total State Revenue.....	<u>\$ 5,399,655.92</u>

TRACK REVENUE

1,860 Races @ \$170.00 Allowance per Race.....	\$ 316,200.00
10/17 of Net Commission.....	6,690,750.60
Total Track Revenue (10.2%).....	<u>\$ 7,006,950.60</u>

MISCELLANEOUS

Distributed to Public from P-M Handle (82.1%).....	\$56,448,073.88
Distributed to Public from Track for Minus Pool.....	100.92
Total Distributed to Public.....	<u>\$56,448,174.80</u>

Seating Capacity: 7,000 — Parking: 3,900 spaces
Overall Length of Track: 1,440 feet
Length of Stretch: 210 feet — Width of Track: 18 feet
Equipment: Single Outside Lure, American Totalisator, Inc.

BAYARD RACEWAYS, INC.
P. O. Box 1895, Jacksonville, Florida 32201

Officers

James J. Patton, *President*
Charles W. Bidwill, *Vice President* William H. Johnston, Jr., *Vice President*
Donald W. Howell, *Secretary, Treasurer*

Directors

James J. Patton Charles W. Bidwill Carl T. Hoffman
Donald W. Howell William H. Johnston, Jr. John J. Patton
John A. Rush, Sr.

Dog Track — Bayard

42 Racing Days — May 11, 1979 to June 30, 1979 — 58 Performances

Pari-Mutuel Handle.....	\$11,955,921.00
Average Performance	206,136.57
Average Wager per Capita.....	94.26
<i>(Based on Taxable Admissions)</i>	
Total Paid Attendance	126,842
Average Paid Attendance per Performance	2,187
<i>Net Commission = 17.6% of P-M Handle less \$170.00 Track Allowance per Race</i>	

STATE REVENUE

3/17 of Net Commission (Counties).....	\$ 337,797.63
2/17 of Net Commission (Old Age Assistance)	225,198.42
.006% of Commission (General Revenue Fund).....	71,735.65
2/17 of Net Commission (Counties).....	225,198.42
25% of Breaks (Counties).....	6,354.40
75% of Breaks (Old Age Assistance)	19,064.01
Admission Tax (General Revenue)	14,584.25
	<hr/>
	\$ 899,932.78
Occupational Licenses (Counties).....	204.00
	<hr/>
Total State Revenue	\$ 900,136.78

TRACK REVENUE

696 Races @ \$170.00 Allowance per Race	\$ 118,320.00
10/17 of Net Commission	1,125,992.10
	<hr/>
Total Track Revenue (10.4%).....	\$ 1,244,312.10

MISCELLANEOUS

Distributed to Public from P-M Handle (82.2%)	\$ 9,826,260.37
Distributed to Public from Track for Minus Pool.....	17.93
	<hr/>
Total Distributed to Public	\$ 9,826,278.30

Seating Capacity: 2,500 — Parking: spaces 4,000
Overall Length of Track: feet 1,433
Length of Stretch: 362½ feet — Width of Track: 20 feet
Equipment: Single, Outside Lure, American Totalisator, Inc.

BISCAYNE KENNEL CLUB, INC.
817 Dade Federal Building, Miami, Florida 33131

Officers

James C. Knight, *President*
Ellen W. McDonnell, *Executive Vice-President & Secretary*
Charles E. Jordon, *Treasurer* W. Robert Kuhn, Jr., *Asst. Treasurer*

Directors

Charles E. Jordan	Charles N. Leigh	Ellen W. Spitzer
James C. Knight	Robert M. McDanald	Ellen W. McDonnell
Atwood Dunwoody	John R. Knight	Marilyn A. West

Dog Track — Miami

55 Racing Days —	July 3, 1978 to Sept. 4, 1978	— 86 Performances
49	Nov. 7, 1978 to Jan. 6, 1979	69
52	May 2, 1979 to June 30, 1979	85
156		240

Pari-Mutuel Handle.....	\$150,013,792.00
Average Performance	625,057.47
Average Wager per Capita	105.32
<i>(Based on Taxable Admissions)</i>	
Total Paid Attendance	1,424,425
Average Paid Attendance per Performance	5,935
<i>Net Commission = 17.6% of P-M Handle less \$170.00 Track Allowance per Race</i>	

STATE REVENUE

3/17 of Net Commission (Counties).....	\$ 4,414,013.76
2/17 of Net Commission (Old Age Assistance)	2,942,675.84
.006% of Commission (General Revenue Fund).....	900,082.84
2/17 of Net Commission (Counties).....	2,942,675.84
25% of Breaks (Counties).....	117,489.36
75% of Breaks (Old Age Assistance).....	352,471.68
Admission Tax (General Revenue).....	146,232.97
	\$ 11,815,642.29
Occupational Licenses (Counties).....	5,644.00
Kennel Names (Counties).....	550.00
Total State Revenue	\$ 11,821,836.29

TRACK REVENUE

2,880 Races @ \$170.00 Allowance per Race.....	\$ 489,600.00
10/17 of Net Commission	14,713,379.20
Total Track Revenue (10.1%).....	\$ 15,202,979.20

MISCELLANEOUS

Distributed to Public from P-M Handle (82.1%)	\$123,141,403.48
Distributed to Public from Track for Minus Pool.....	13,759.32
Total Distributed to Public	\$123,155,162.80

Seating Capacity: 9,000 — Parking: 6,500 spaces
Overall Length of Track: 1,485 feet
Length of Stretch: 352 feet — Width of Track: 19 feet
Equipment: Double, Inside Lure, American Totalisator, Inc.

BONITA-FT. MYERS CORPORATION
P. O. Box 250, Bonita Springs, Florida 33923

Officers

David Hecht, *Chairman of the Board* Paul Lewin, *President*
Pete Wedeles, *Secretary-Treasurer*

Directors

David Hecht Paul Lewin Pete Wedeles

Dog Track — Bonita Springs

105 Racing Days — Dec. 7, 1978 to April 16, 1979 — 159 Performances

Pari-Mutuel Handle.....	\$28,599,706.00
Average Performance	179,872.36
Average Wager per Capita	73.41
<i>(Based on Taxable Admissions)</i>	
Total Paid Attendance	389,611
Average Paid Attendance per Performance	2,450
<i>Net Commission = 17.6% of P-M Handle less \$170.00 Track Allowance per Race</i>	

STATE REVENUE

3/17 of Net Commission (Counties).....	\$ 800,751.18
2/17 of Net Commission (Old Age Assistance).....	533,834.12
.006% of Commission (General Revenue Fund).....	171,598.32
2/17 of Net Commission (Counties).....	533,834.12
25% of Breaks (Counties).....	30,201.36
75% of Breaks (Old Age Assistance).....	90,606.58
Admission Tax (General Revenue).....	42,277.75
	\$ 2,203,103.43
Occupational Licenses (Counties).....	2,846.00
Kennel Names (Counties).....	50.00
Total State Revenue	\$ 2,205,999.43

TRACK REVENUE

1,908 Races @ \$170.00 Allowance per Race.....	\$ 324,360.00
10/17 of Net Commission	2,669,170.60
Total Track Revenue (10.5%).....	\$ 2,993,530.60

MISCELLANEOUS

Distributed to Public from P-M Handle (81.9%).....	\$23,445,349.72
Distributed to Public from Track for Minus Pool.....	2,712.38
Total Distributed to Public.....	\$23,448,062.10

Seating Capacity: 5,000 — Parking: 4,000 spaces
 Overall Length of Track: 1,320 feet
 Length of Stretch: 300 feet — Width of Track: 18 feet
 Equipment: Double, Inside Lure, Automatic Tote, Inc.

DAYTONA BEACH KENNEL CLUB, INC.
P. O. Box 2360, Daytona Beach, Florida 32015

Officers
John G. Masoni, Sole Proprietor

	Dog Track — Daytona Beach	
80 Racing Days —	July 1, 1978 to Oct. 4, 1978	— 119 Performances
48	May 7, 1979 to June 30, 1979	71
128		190

Pari-Mutuel Handle.....	\$38,627,078.00
Average Performance	203,300.41
Average Wager per Capita	77.30
<i>(Based on Taxable Admissions)</i>	
Total Paid Attendance	499,723
Average Paid Attendance per Performance	2,630
<i>Net Commission = 17.6% of P-M Handle less \$170.00 Track Allowance per Race</i>	

STATE REVENUE

3/17 of Net Commission (Counties).....	\$ 1,090,412.34
2/17 of Net Commission (Old Age Assistance)	726,941.56
.006% of Commission (General Revenue Fund).....	231,762.81
2/17 of Net Commission (Counties).....	726,941.56
25% of Breaks (Counties).....	29,076.05
75% of Breaks (Old Age Assistance)	87,230.92
Admission Tax (General Revenue)	53,356.36
	\$ 2,945,721.60
Occupational Licenses (Counties).....	4,258.00
Kennel Names (Counties)	350.00
Total State Revenue	\$ 2,950,329.60

TRACK REVENUE

2,280 Races @ \$170.00 Allowance per Race.....	\$ 387,600.00
10/17 of Net Commission	3,634,707.80
Total Track Revenue (10.4%).....	\$ 4,022,307.80

MISCELLANEOUS

Distributed to Public from P-M Handle (82.1%)	\$31,712,404.96
Distributed to Public from Track for Minus Pool.....	87.74
Total Distributed to Public	\$31,712,492.70

Seating Capacity: 3,100 — Parking: 2,000 spaces
Overall Length of Track: 1,320 feet
Length of Stretch: 300 feet — Width of Track: 22 feet
Equipment: Single, Inside Lure, Automatic Tote, Inc.

INVESTMENT CORPORATION OF PALM BEACH
P. O. Box 790, West Palm Beach, Florida 33409

Officers

Patrick J. Rooney, <i>President</i>	John T. Macartney, <i>Vice-President</i>
Timothy J. Rooney, <i>Vice-President</i>	Arthur J. Rooney, Jr., <i>Secretary</i>
John J. Rooney, <i>Vice-President</i>	Daniel M. Rooney, <i>Treasurer</i>

Directors

Arthur J. Rooney, Sr.	John J. Rooney	Patrick J. Rooney
Timothy J. Rooney	Daniel M. Rooney	Arthur J. Rooney, Jr.
	John T. Macartney	

Dog Track — West Palm Beach

105 Racing Days — Jan. 9, 1979 to May 15, 1979 — 155 Performances

Pari-Mutuel Handle.....	\$49,702,464.00
Average Performance	320,661.06
Average Wager per Capita	83.71
<i>(Based on Taxable Admissions)</i>	
Total Paid Attendance	593,743
Average Paid Attendance per Performance	3,831
<i>Net Commission = 17.6% of P-M Handle less \$170.00 Track Allowance per Race</i>	

STATE REVENUE

3/17 of Net Commission (Counties).....	\$ 1,435,273.92
2/17 of Net Commission (Old Age Assistance)	956,849.28
.006% of Commission (General Revenue Fund).....	298,214.70
2/17 of Net Commission (Counties).....	956,849.28
25% of Breaks (Counties).....	37,961.99
75% of Breaks (Old Age Assistance)	113,888.27
Admission Tax (General Revenue)	64,588.99
	<u>\$ 3,863,626.43</u>
Occupational Licenses (Counties).....	3,394.00
Kennel Names (Counties)	200.00
Total State Revenue	<u>\$ 3,867,220.43</u>

TRACK REVENUE

1,860 Races @ \$170.00 Allowance per Race.....	\$ 316,200.00
10/17 of Net Commission	4,784,246.40
Total Track Revenue (10.3%).....	<u>\$ 5,100,446.40</u>

MISCELLANEOUS

Distributed to Public from P-M Handle (82.1%)	\$40,802,980.16
Distributed to Public from Track for Minus Pool.....	1,042.34
Total Distributed to Public	<u>\$40,804,022.50</u>

Seating Capacity: 4,400 — Parking: 3,500 spaces
Overall Length of Track: 1,320 feet
Length of Stretch: 250 feet — Width of Track: 18 feet
Equipment: Single, Inside Lure, Automatic Tote, Inc.

INVESTMENT CORPORATION OF SOUTH FLORIDA
P. O. Box 2007, Hollywood, Florida 33022

Officers

Bernard Hartman, *President*
Herbert Tyner, *Vice-President, Secretary*
Perrine Palmer, *Executive Vice-President* John Lipson, *Treasurer*

Directors

Bernard Hartman Walter Muller Herbert Tyner

Dog Track — Hollywood

105 Racing Days — Dec. 15, 1978 to April 21, 1979 — 159 Performances

Pari-Mutuel Handle.....	\$86,961,497.00
Average Performance	546,927.65
Average Wager per Capita.....	87.34
<i>(Based on Taxable Admissions)</i>	
Total Paid Attendance	995,719
Average Paid Attendance per Performance	6,262
<i>Net Commission = 17.6% of P-M Handle less \$170.00 Track Allowance per Race</i>	

STATE REVENUE

3/17 of Net Commission (Counties).....	\$ 2,551,604.91
2/17 of Net Commission (Old Age Assistance)	1,701,069.94
.006% of Commission (General Revenue Fund).....	521,769.01
2/17 of Net Commission (Counties).....	1,701,069.94
25% of Breaks (Counties).....	67,574.67
75% of Breaks (Old Age Assistance)	202,726.34
Admission Tax (General Revenue)	113,123.20
	<u>\$ 6,858,938.01</u>
Occupational Licenses (Counties).....	4,355.50
Kennel Names (Counties)	100.00
Total State Revenue	<u>\$ 6,863,393.51</u>

TRACK REVENUE

1,908 Races @ \$170.00 Allowance per Race.....	\$ 324,360.00
10/17 of Net Commission	8,505,349.70
Total Track Revenue (10.2%).....	<u>\$ 8,829,709.70</u>

MISCELLANEOUS

Distributed to Public from P-M Handle (82.1%)	\$71,385,972.49
Distributed to Public from Track for Minus Pool.....	3,427.21
Total Distributed to Public	<u>\$71,389,399.70</u>

Seating Capacity: 9,000 — Parking: 5,000 spaces
Overall Length of Track: 1,372 feet
Length of Stretch: 300 feet — Width of Track: 22 feet
Equipment: Single, Inside Lure, American Totalisator, Inc.

JACKSONVILLE KENNEL CLUB, INC.
P. O. Box 1895, Jacksonville, Florida 32201

Officers

James J. Patton, *President*
Donald W. Howell, *Vice-President* Charles W. Bidwill, *Secretary-Treasurer*
John A. Rush, *Assistant Secretary and Treasurer*

Directors

James J. Patton	Carl T. Hoffman	John J. Patton
Donald W. Howell	John C. Howell	Charles Bidwill
John A. Rush, Sr.	Robert J. Pitocchelli	William H. Johnston, Jr.

Dog Track — Jacksonville

56 Racing Days —	July 1, 1978 to Sept. 4, 1978	— 77 Performances
103	Oct. 5, 1978 to Feb. 3, 1979	139
<u>159</u>		<u>216</u>

Pari-Mutuel Handle.....	\$58,892,431.00
Average Performance	272,650.14
Average Wager per Capita.....	84.76
<i>(Based on Taxable Admissions)</i>	
Total Paid Attendance	694,829
Average Paid Attendance per Performance	3,217
<i>Net Commission = 17.6% of P-M Handle less \$170.00 Track Allowance per Race</i>	

STATE REVENUE

3/17 of Net Commission (Counties).....	\$ 1,689,012.93
2/17 of Net Commission (Old Age Assistance)	1,126,008.62
.006% of Commission (General Revenue Fund).....	353,354.37
2/17 of Net Commission (Counties).....	1,126,008.62
25% of Breaks (Counties).....	34,478.30
75% of Breaks (Old Age Assistance)	103,438.33
Admission Tax (General Revenue).....	81,173.45
	<u>\$ 4,513,474.62</u>
Occupational Licenses (Counties).....	4,858.00
Total State Revenue	<u>\$ 4,518,332.62</u>

TRACK REVENUE

2,592 Races @ \$170.00 Allowance per Race.....	\$ 440,640.00
10/17 of Net Commission	5,630,043.10
Total Track Revenue (10.3%).....	<u>\$ 6,070,683.10</u>

MISCELLANEOUS

Distributed to Public from P-M Handle (82.2%)	\$48,389,446.73
Distributed to Public from Track for Minus Pool.....	614.57
Total Distributed to Public.....	<u>\$48,390,061.30</u>

Seating Capacity: 5,000 — Parking: 3,500 spaces
Overall Length of Track: 1,408 feet
Length of Stretch: 350 feet — Width of Track: 18 feet
Equipment: Single, Outside Lure, American Totalisator, Inc.

JEFFERSON COUNTY KENNEL CLUB, INC.
P. O. Box 400, Monticello, Florida 32344

Officers

Steve Andris, *President*
M. Howard Williams, *Vice-President* Andy Andris, *Secretary-Treasurer*

Directors

Andy Andris W. C. Hawkins Nathaniel W. Polak
Steve Andris M. Howard Williams

	Dog Track — Monticello		
54 Racing Days —	July 1, 1978 to Sept. 4, 1978	—	67 Performances
19	Sept. 8, 1978 to Sept. 30, 1978		23
32	May 25, 1979 to June 30, 1979		39
<u>105</u>			<u>129</u>

Pari-Mutuel Handle.....	\$15,262,138.00
Average Performance	118,311.15
Average Wager per Capita	77.33
<i>(Based on Taxable Admissions)</i>	
Total Paid Attendance	197,354
Average Paid Attendance per Performance	1,530
<i>Net Commission = 17.6% of P-M Handle less \$170.00 Track Allowance per Race</i>	

STATE REVENUE

3/17 of Net Commission (Counties).....	\$ 411,244.14
2/17 of Net Commission (Old Age Assistance)	274,162.76
.006% of Commission (General Revenue Fund).....	91,572.35
2/17 of Net Commission (Counties).....	274,162.76
25% of Breaks (Counties).....	13,809.43
75% of Breaks (Old Age Assistance)	41,428.81
Admission Tax (General Revenue).....	19,735.40
	<u>\$ 1,126,115.65</u>
Occupational Licenses (Counties).....	2,737.00
Kennel Names (Counties).....	300.00
Total State Revenue	<u>\$ 1,129,152.65</u>

TRACK REVENUE

1,554 Races @ \$170.00 Allowance per Race.....	\$ 264,180.00
10/17 of Net Commission	1,370,813.80
Total Track Revenue (10.7%).....	<u>\$ 1,634,993.80</u>

MISCELLANEOUS

Distributed to Public from P-M Handle (82.0%)	\$12,520,763.95
Distributed to Public from Track for Minus Pool.....	153.75
Total Distributed to Public.....	<u>\$12,520,917.70</u>

Seating Capacity: 1,300 — Parking: 1,900 spaces
Overall Length of Track: 1,426 feet
Length of Stretch: 361 feet — Width of Track: 20 feet
Equipment: Single, Inside Lure, American Totalisator, Inc.

KEYS RACING ASSOCIATION, LTD.
P. O. Box 2451, Key West, Florida 33040

General Partner
Pensacola Greyhound Racing, Inc.

Limited Partners
George Coury Estate of Joseph E. Carney, Sr. George Kastenbaum

Officers
Joseph E. Carney, Jr., *President* Joshua J. Segal, *Vice-President*
James H. Look, *Secretary* Dr. Thomas F. Carney, *Treasurer*

Directors
Dr. Thomas F. Carney Joseph E. Carney, Jr. James H. Look
Abe Levin Joshua J. Segal

Dog Track — Key West

105 Racing Days — Dec. 12, 1978 to April 16, 1979 — 125 Performances

Pari-Mutuel Handle.....	\$ 5,457,114.00
Average Performance	43,656.91
Average Wager per Capita.....	68.25
<i>(Based on Taxable Admissions)</i>	
Total Paid Attendance	79,958
Average Paid Attendance per Performance	6,397
<i>Net Commission = 17.6% of P-M Handle less \$170.00 Track Allowance per Race</i>	

STATE REVENUE

3/17 of Net Commission (Counties).....	\$ 119,343.42
2/17 of Net Commission (Old Age Assistance).....	79,562.28
.006% of Commission (General Revenue Fund).....	32,742.67
2/17 of Net Commission (Counties).....	79,562.28
25% of Breaks (Counties).....	5,991.60
75% of Breaks (Old Age Assistance).....	17,976.72
Admission Tax (General Revenue).....	7,995.80
	<u>\$ 343,174.77</u>
Occupational Licenses (Counties).....	985.00
Kennel Names (Counties).....	50.00
Total State Revenue.....	<u>\$ 344,209.77</u>

TRACK REVENUE

1,479 Races @ \$170.00 Allowance per Race.....	\$ 251,430.00
10/17 of Net Commission.....	397,811.40
Total Track Revenue (11.90%).....	<u>\$ 649,241.40</u>

MISCELLANEOUS

Distributed to Public from P-M Handle (81.96%).....	\$ 4,472,693.63
Distributed to Public from Track for Minus Pool.....	62.57
Total Distributed to Public.....	<u>\$ 4,472,756.20</u>

Seating Capacity: 550 — Parking: 400 spaces
Overall Length of Track: 1,320 feet
Length of Stretch: 175 feet — Width of Track: 19 feet
Equipment: Single, Inside Lure, American Totalisator, Inc.

MIAMI BEACH KENNEL CLUB, INC.
33 South Collins Avenue, Miami Beach, Florida 33139

Officers

James J. Patton, *President* Charles W. Bidwill, Jr., *Vice-President*
William H. Johnston, Jr., *Secretary* Carl T. Hoffman, *Treasurer*

Directors

James J. Patton William H. Johnston, Jr.
Charles W. Bidwill, Jr. Carl T. Hoffman

Dog Track — Miami Beach
98 Racing Days — Jan. 8, 1979 to May 1, 1979 — 98 Performances

Pari-Mutuel Handle.....	\$33,334,242.00
Average Performance	340,145.33
Average Wager per Capita	85.60
<i>(Based on Taxable Admissions)</i>	
Total Paid Attendance	389,437
Average Paid Attendance per Performance	3,974
<i>Net Commission = 17.6% of P-M Handle less \$170.00 Track Allowance per Race</i>	

STATE REVENUE

3/17 of Net Commission (Counties).....	\$ 964,747.26
2/17 of Net Commission (Old Age Assistance)	643,164.84
.006% of Commission (General Revenue Fund).....	200,005.47
2/17 of Net Commission (Counties).....	643,164.84
25% of Breaks (Counties).....	24,949.59
75% of Breaks (Old Age Assistance)	74,850.33
Admission Tax (General Revenue).....	40,337.50
	<u>\$ 2,591,219.83</u>
Occupational Licenses (Counties).....	1,541.00
Kennel Names (Counties)	150.00
Total State Revenue	<u>\$ 2,592,910.83</u>

TRACK REVENUE

1,176 Races @ \$170.00 Allowance per Race.....	\$ 199,920.00
10/17 of Net Commission	3,215,824.20
Total Track Revenue (10.2%).....	<u>\$ 3,415,744.20</u>

MISCELLANEOUS

Distributed to Public from P-M Handle (82.1%)	\$27,367,615.47
Distributed to Public from Track for Minus Pool.....	478.13
Total Distributed to Public	<u>\$27,368,093.60</u>

Seating Capacity: 5,852 — Parking: 3,000 spaces
Overall Length of Track: 1,060 feet
Length of Stretch: 214 feet — Width of Track: 19 feet
Equipment: Single, Outside Lure, American Totalisator, Inc.

ORANGE PARK KENNEL CLUB, INC.
P. O. Box 1895, Jacksonville, Florida 32201

Officers

James J. Patton, <i>President</i>	John A. Rush, Sr., <i>Vice-President</i>
Donald W. Howell, <i>Secretary</i>	William H. Johnston, Jr., <i>Treasurer</i>

Directors

Donald W. Howell	James J. Patton	John A. Rush, Sr.
William H. Johnston, Jr.	Carl T. Hoffman	John C. Howell
Charles W. Bidwill	John J. Patton	Robert J. Pitocchelli

	Dog Track — Jacksonville	
21 Racing Days —	Sept. 5, 1978 to Sept. 30, 1978	— 29 Performances
81	Feb. 5, 1979 to May 9, 1979	108
<u>102</u>		<u>137</u>

Pari-Mutuel Handle.....	\$38,070,746.00
Average Performance	277,888.66
Average Wager per Capita.....	91.61
<i>(Based on Taxable Admissions)</i>	
Total Paid Attendance	415,579
Average Paid Attendance per Performance	3,033
<i>Net Commission = 17.6% of P-M Handle less \$170.00 Track Allowance per Race</i>	

STATE REVENUE

3/17 of Net Commission (Counties).....	\$ 1,092,802.38
2/17 of Net Commission (Old Age Assistance).....	728,534.92
.006% of Commission (General Revenue Fund).....	228,424.50
2/17 of Net Commission (Counties).....	728,534.92
25% of Breaks (Counties).....	21,650.01
75% of Breaks (Old Age Assistance).....	64,952.10
Admission Tax (General Revenue).....	47,781.25
	<u>\$ 2,912,680.08</u>
Occupational Licenses (Counties).....	510.00
Total State Revenue	<u><u>\$ 2,913,190.08</u></u>

TRACK REVENUE

1,644 Races @ \$170.00 Allowance per Race.....	\$ 279,480.00
10/17 of Net Commission	3,642,674.60
Total Track Revenue (10.3%).....	<u><u>\$ 3,922,154.60</u></u>

MISCELLANEOUS

Distributed to Public from P-M Handle (82.2%).....	\$31,283,692.57
Distributed to Public from Track for Minus Pool.....	99.23
Total Distributed to Public.....	<u><u>\$31,283,791.80</u></u>

Seating Capacity: 4,050 — Parking: 4,000 spaces
Overall Length of Track: 1,408 feet
Length of Stretch: 350 feet — Width of Track: 20 feet
Equipment: Single, Outside Lure, American Totalisator, Inc.

PENSACOLA GREYHOUND PARK, INC.
P. O. Box 803, Pensacola, Florida 32594

Officers

Joseph E. Carney, Jr., *President*
James H. Look, *Secretary*

Dr. Thomas F. Carney, *Treasurer*
Abe Levin, *Vice-President*

Directors

Joseph E. Carney, Jr.
Dr. Thomas F. Carney

James H. Look

Abe Levin
Joshua J. Segal

Dog Track — Pensacola		
47 Racing Days —	July 1, 1978 to Sept. 4, 1978	— 73 Performances
21	Sept. 6, 1978 to Oct. 11, 1978	32
38	May 4, 1979 to June 30, 1979	57
<u>106</u>		<u>162</u>

Pari-Mutuel Handle.....	\$17,418,351.00
Average Performance	107,520.69
Average Wager per Capita	76.28
<i>(Based on Taxable Admissions)</i>	
Total Paid Attendance	228,359
Average Paid Attendance per Performance	1,410
<i>Net Commission = 17.6% of P-M Handle less \$170.00 Track Allowance per Race</i>	

STATE REVENUE

3/17 of Net Commission (Counties).....	\$ 464,230.53
2/17 of Net Commission (Old Age Assistance)	309,487.02
.006% of Commission (General Revenue Fund).....	104,509.63
2/17 of Net Commission (Counties).....	309,487.02
25% of Breaks (Counties).....	15,630.37
75% of Breaks (Old Age Assistance)	46,893.64
Admission Tax (General Revenue).....	26,207.09
	<u>\$ 1,276,445.30</u>
Occupational Licenses (Counties).....	3,956.00
Kennel Names (Counties).....	350.00
Total State Revenue	<u>\$ 1,280,751.30</u>

TRACK REVENUE

1,944 Races @ \$170.00 Allowance per Race.....	\$ 330,480.00
10/17 of Net Commission	1,547,435.10
Total Track Revenue (10.8%).....	<u>\$ 1,877,915.10</u>

MISCELLANEOUS

Distributed to Public from P-M Handle (82.0%)	\$14,290,197.69
Distributed to Public from Track for Minus Pool.....	1,540.91
Total Distributed to Public	<u>\$14,291,738.60</u>

Seating Capacity: 2,000 — Parking: 2,500 spaces
Overall Length of Track: 1,320 feet
Length of Stretch: 195 feet — Width of Track: 23 feet
Equipment: Single, Inside Lure, Western Totalisator, Ltd.

ST. PETERSBURG KENNEL CLUB, INC.
10490 Gandy Boulevard, St. Petersburg, Florida 33702

Officers

A. V. Weaver, Jr., *President, General Manager*
Mrs. Pearl Hankins, *Vice-President* Joyce W. Brooks, *Vice-President*
William B. Heindel, *Secretary-Treasurer*

Directors

Joyce W. Brooks Glenn C. Loughridge Wm. B. Heindel
Paul A. Laughner A. V. Weaver, Jr. Mrs. Pearl Hankins

Dog Track — St. Petersburg
101 Racing Days — Jan. 5, 1979 to May 7, 1979 — 154 Performances

Pari-Mutuel Handle.....	\$82,293,728.00
Average Performance	534,374.86
Average Wager per Capita.....	82.82
<i>(Based on Taxable Admissions)</i>	
Total Paid Attendance	993,644
Average Paid Attendance per Performance	6,452
<i>Net Commission = 17.6% of P-M Handle less \$170.00 Track Allowance per Race</i>	

STATE REVENUE

3/17 of Net Commission (Counties).....	\$ 2,413,371.84
2/17 of Net Commission (Old Age Assistance)	1,608,914.56
.006% of Commission (General Revenue Fund).....	493,762.09
2/17 of Net Commission (Counties).....	1,608,914.56
25% of Breaks (Counties).....	72,314.96
75% of Breaks (Old Age Assistance)	216,942.68
Admission Tax (General Revenue).....	107,827.55
	<u>\$ 6,522,048.24</u>
Occupational Licenses (Counties).....	3,678.00
Kennel Names (Counties).....	50.00
Total State Revenue.....	<u>\$ 6,525,776.24</u>

TRACK REVENUE

1,848 Races @ \$170.00 Allowance per Race.....	\$ 314,160.00
10/17 of Net Commission	8,044,572.80
Total Track Revenue (10.2%).....	<u>\$ 8,358,732.80</u>

MISCELLANEOUS

Distributed to Public from P-M Handle (82.0%)	\$67,520,774.51
Distributed to Public from Track for Minus Pool.....	54.39
Total Distributed to Public.....	<u>\$67,520,828.90</u>

Seating Capacity: 7,500 — Parking: 3,500 spaces
Overall Length of Track: 1,320 feet
Length of Stretch: 224 feet — Width of Track: 21 feet
Equipment: Single, Inside Lure, Automatic Tote, Inc.

SANFORD-ORLANDO KENNEL CLUB, INC.
Longwood, Florida 32750

Officers

Mrs. Katherine M. Nichols, *President*
Miss Mary M. Kelly, *Executive Vice-President & Treasurer*
Jack G. Collins, *Vice-President & Secretary*

Directors

Jerry Collins, *Chairman*
Miss Mary M. Kelly Mrs. Katherine M. Nichols

Dog Track — Longwood
105 Racing Days — Dec. 26, 1978 to May 1, 1979 — 159 Performances

Pari-Mutuel Handle.....	\$44,326,336.00
Average Performance	278,781.99
Average Wager per Capita.....	81.29
<i>(Based on Taxable Admissions)</i>	
Total Paid Attendance	545,280
Average Paid Attendance per Performance	3,429
<i>Net Commission = 17.6% of P-M Handle less \$170.00 Track Allowance per Race</i>	

STATE REVENUE

3/17 of Net Commission (Counties).....	\$ 1,272,550.08
2/17 of Net Commission (Old Age Assistance)	848,366.72
.006% of Commission (General Revenue Fund).....	265,958.26
2/17 of Net Commission (Counties).....	848,366.72
25% of Breaks (Counties).....	31,934.87
75% of Breaks (Old Age Assistance)	95,807.00
Admission Tax (General Revenue)	54,528.00
	\$ 3,417,511.65
Occupational Licenses (Counties).....	1,946.00
Total State Revenue	\$ 3,419,457.65

TRACK REVENUE

1,908 Races @ \$170.00 Allowance per Race.....	\$ 324,360.00
10/17 of Net Commission	4,241,833.60
Total Track Revenue (10.3%).....	\$ 4,566,193.60

MISCELLANEOUS

Distributed to Public from P-M Handle (82.1%)	\$36,397,158.75
Distributed to Public from Track for Minus Pool.....	209.15
Total Distributed to Public	\$36,397,367.90

Seating Capacity: 4,000 — Parking: 4,000 spaces
Overall Length of Track: 1,320 feet
Length of Stretch: 322 feet — Width of Track: 18 feet
Equipment: Double, Inside Lure, Automatic Tote, Inc.

SARASOTA KENNEL CLUB, INC.
 5400 Bradenton Road, Sarasota, Florida 33580

Officers

Jack G. Collins, *President* Gustave V. Widen, *Vice-President*
 Jerry Collins, *Chairman of Board and Secretary-Treasurer*

Directors

Jack G. Collins Jerry Collins Sherwin P. Simmons

Dog Track — Sarasota

56 Racing Days —	July 1, 1978 to Sept. 5, 1978	— 88 Performances
<u>44</u>	May 8, 1979 to June 30, 1979	<u>67</u>
100		155

Pari-Mutuel Handle.....	\$42,218,077.00
Average Performance	272,374.69
Average Wager per Capita	88.74
<i>(Based on Taxable Admissions)</i>	
Total Paid Attendance	475,733
Average Paid Attendance per Performance	3,069
<i>Net Commission = 17.6% of P-M Handle less \$170.00 Track Allowance per Race</i>	

STATE REVENUE

3/17 of Net Commission (Counties).....	\$ 1,210,742.31
2/17 of Net Commission (Old Age Assistance)	807,161.54
.006% of Commission (General Revenue Fund).....	253,308.19
2/17 of Net Commission (Counties).....	807,161.54
25% of Breaks (Counties).....	33,006.34
75% of Breaks (Old Age Assistance)	99,021.35
Admission Tax (General Revenue).....	47,573.30
	<u>\$ 3,257,974.57</u>
Occupational Licenses (Counties).....	6,393.00
Kennel Names (Counties).....	300.00
Total State Revenue	<u>\$ 3,264,667.57</u>

TRACK REVENUE

1,860 Races @ \$170.00 Allowance per Race.....	\$ 316,200.00
10/17 of Net Commission	<u>4,035,807.70</u>
Total Track Revenue (10.3%).....	<u>\$ 4,352,007.70</u>

MISCELLANEOUS

Distributed to Public from P-M Handle (82.1%)	\$34,655,668.03
Distributed to Public from Track for Minus Pool.....	<u>397.87</u>
Total Distributed to Public	<u>\$34,656,065.90</u>

Seating Capacity: 3,500 — Parking: 5,000 spaces
 Overall Length of Track: 1,320 feet
 Length of Stretch: 330 feet — Width of Track: 22 feet
 Equipment: Double, Inside Lure, Automatic Tote, Inc.

WASHINGTON COUNTY KENNEL CLUB, INC.
Ebro, Florida 32437

Officers

Luther F. Hess, *President* John H. Hater, *Vice-President*
Paul Dervaes, *Vice-President & Treasurer* Sidney Summers, *Secretary*

Directors

Luther F. Hess John H. Hater Dorothy Stevens
Paul Dervaes Sidney Summers Harry J. Hater, Jr.
Robert E. Hater Stockton R. Hess

Dog Track — Ebro		
55 Racing Days —	July 1, 1978 to Sept. 4, 1978	— 76 Performances
9	Sept. 7, 1978 to Sept. 16, 1978	11
41	May 11, 1979 to June 30, 1979	54
<u>105</u>		<u>141</u>

Pari-Mutuel Handle.....	\$17,629,160.00
Average Performance	125,029.50
Average Wager per Capita.....	81.34
<i>(Based on Taxable Admissions)</i>	
Total Paid Attendance	216,742
Average Paid Attendance per Performance	1,537
<i>Net Commission = 17.6% of P-M Handle less \$170.00 Track Allowance per Race</i>	

STATE REVENUE

3/17 of Net Commission (Counties).....	\$ 478,114.80
2/17 of Net Commission (Old Age Assistance).....	318,743.20
.006% of Commission (General Revenue Fund).....	105,775.07
2/17 of Net Commission (Counties).....	318,743.20
25% of Breaks (Counties).....	15,985.68
75% of Breaks (Old Age Assistance).....	47,959.30
Admission Tax (General Revenue).....	21,674.20
	<u>\$ 1,306,995.45</u>
Occupational Licenses (Counties).....	3,041.00
Kennel Names (Counties).....	200.00
Total State Revenue.....	<u>\$ 1,310,236.45</u>

TRACK REVENUE

1,692 Races @ \$170.00 Allowance per Race.....	\$ 287,640.00
10/17 of Net Commission.....	1,593,716.00
Total Track Revenue (10.7%).....	<u>\$ 1,881,356.00</u>

MISCELLANEOUS

Distributed to Public from P-M Handle (82.0%)	\$14,462,482.75
Distributed to Public from Track for Minus Pool.....	116.35
Total Distributed to Public.....	<u>\$14,462,599.10</u>

Seating Capacity: 2,800 — Parking: 1,300 spaces
Overall Length of Track: 1,344 feet
Length of Stretch: 333 feet — Width of Track: 18 feet
Equipment: Single, Inside Lure, Automatic Tote, Inc.

WEST FLAGLER ASSOCIATES, LTD.
P. O. Box 35-460, Miami, Florida 33135

Barbara H. Havenick
Florence Hecht

General Partners
Sidney Lefcourt

David S. Hecht
Isabelle H. Amdur

1 Racing Days —	Dog Track — Miami	— 2 Performances
50	July 1, 1978	75
<u>51</u>	Sept. 5, 1978 to Nov. 6, 1978	<u>77</u>

Pari-Mutuel Handle.....	\$43,370,314.00
Average Performance	563,250.83
Average Wager per Capita.....	102.62
<i>(Based on Taxable Admissions)</i>	
Total Paid Attendance	422,618
Average Paid Attendance per Performance	5,489

Net Commission = 17.6% of P-M Handle less \$170.00 Track Allowance per Race

STATE REVENUE

3/17 of Net Commission (Counties).....	\$ 1,273,389.42
2/17 of Net Commission (Old Age Assistance).....	848,926.28
.006% of Commission (General Revenue Fund).....	260,221.75
2/17 of Net Commission (Counties).....	848,926.28
25% of Breaks (Counties).....	41,923.37
75% of Breaks (Old Age Assistance).....	125,771.23
Admission Tax (General Revenue).....	43,371.71
	<u>\$ 3,442,530.04</u>
Occupational Licenses (Counties).....	6,529.00
Kennel Names (Counties).....	600.00
Total State Revenue.....	<u>\$ 3,449,659.04</u>

TRACK REVENUE

924 Races @ \$170.00 Allowance per Race	\$ 157,080.00
10/17 of Net Commission	4,244,631.40
Total Track Revenue (10.1%).....	<u>\$ 4,401,711.40</u>

MISCELLANEOUS

Distributed to Public from P-M Handle (82.0%)	\$35,569,444.27
Distributed to Public from Track for Minus Pool.....	2,010.93
Total Distributed to Public.....	<u>\$35,571,455.20</u>

Seating Capacity: 13,000 — Parking: 6,700 spaces
Overall Length of Track: ¼ Mile
Length of Stretch: 333 feet — Width of Track: 21 feet
Equipment: Double, Inside Lure, Automatic Tote, Inc.

DANIA JAI-ALAI PALACE, INC.
P. O. Box 96, Dania, Florida 33004

Officers

Stephen F. Snyder, *President*
F. R. Warnhoff, *Vice-President* Owen P. Bell, *Secretary-Treasurer*
Fred S. Chase, *Vice-President, Comptroller*

Directors

Stephen F. Snyder Owen P. Bell F. R. Warnhoff

Jai-Alai — Dania

105 Playing Days — Dec. 1, 1978 to April 7, 1979 — 159 Performances

Pari-Mutuel Handle.....	\$43,110,698.00
Average Performance	271,136.47
Average Wager per Capital	56.05
<i>(Based on Taxable Admissions)</i>	
Total Paid Attendance	769,202
Average Paid Attendance per Performance	4,838

STATE REVENUE

3% of P-M Handle (Counties).....	\$ 1,293,320.94
2% of P-M Handle (Old Age Assistance).....	862,213.96
.006% of P-M Handle (General Revenue Fund).....	258,664.29
50% of Breaks (Old Age Assistance).....	43,637.13
Admission Tax (General Revenue).....	99,996.26
	<u>\$ 2,557,832.58</u>
Occupational Licenses (Counties).....	3,219.00
Total State Revenue	<u>\$ 2,561,051.58</u>

FRONTON REVENUE

12% of P-M Handle.....	\$ 5,173,283.76
50% of Breaks	43,633.80
Total Fronton Revenue (12.1%)	<u>\$ 5,216,917.56</u>

MISCELLANEOUS

Distributed to Public from P-M Handle (82.2%)	\$35,435,944.12
Distributed to Public from Fronton for Minus Pool	2.58
Total Distributed to Public.....	<u>\$35,435,946.70</u>

Seating Capacity: 5,450 — Parking: 2,350 spaces
Height of Overhead: 47 feet
Length of Court: 180 feet — Width of Court: 52 feet
Equipment: Automatic Tote, Inc.

FLORIDA JAI-ALAI, INC.
P. O. Box 107, Fern Park, Florida 32730

Officers

Hort A. Soper, *President-Treasurer*
Elizabeth Calder, *Vice-President*
Britton W. Webber, *Secretary*

Directors

Hort A. Soper William B. Modahl Britton W. Webber

Jai-Alai — Fern Park

105 Playing Days — Sept. 8, 1978 to Jan. 15, 1979 — 158 Performances

Pari-Mutuel Handle.....	\$22,999,806.00
Average Performance	145,568.39
Average Wager per Capital	58.30
<i>(Based on Taxable Admissions)</i>	
Total Paid Attendance	394,488
Average Paid Attendance per Performance	2,497

STATE REVENUE

3% of P-M Handle (Counties).....	\$ 689,994.18
2% of P-M Handle (Old Age Assistance).....	459,996.12
.006% of P-M Handle (General Revenue Fund)	137,998.51
50% of Breaks (Old Age Assistance).....	24,823.22
Admission Tax (General Revenue).....	39,448.80
	<u>\$ 1,352,260.83</u>
Occupational Licenses (Counties).....	1,292.00
Total State Revenue	<u>\$ 1,353,552.83</u>

FRONTON REVENUE

12% of P-M Handle.....	\$ 2,759,976.72
50% of Breaks	24,822.37
Total Fronton Revenue (12.1%)	<u>\$ 2,784,799.09</u>

MISCELLANEOUS

Distributed to Public from P-M Handle (82.2%)	\$18,902,194.88
Distributed to Public from Fronton for Minus Pool12
Total Distributed to Public	<u>\$18,902,195.00</u>

Seating Capacity: 3,163 — Parking: 1,700 spaces
Height of Overhead: 48 feet
Length of Court: 177 feet — Width of Court: 50 feet
Equipment: Automatic Tote, Inc.

FORT PIERCE JAI-ALAI, INC.
P. O. Box 4045, Fort Pierce, Florida 33450

Officers

Richard P. Donovan, *President*
H. Paul Rico, *Secretary*

G. D. Coakley, *Vice-President*
Charles Messana, *Controller*

Jai-Alai — Fort Pierce		
39 Playing Days —	July 1, 1978 to Sept. 4, 1978	— 62 Performances
27	Feb. 14, 1979 to March 31, 1979	42
34	May 4, 1979 to June 30, 1979	52
100		156

Pari-Mutuel Handle.....	\$15,745,948.00
Average Performance	100,935.56
Average Wager per Capital	63.85
<i>(Based on Taxable Admissions)</i>	
Total Paid Attendance	246,622
Average Paid Attendance per Performance	1,581

STATE REVENUE

3% of P-M Handle (Counties).....	\$ 472,378.44
2% of P-M Handle (Old Age Assistance).....	314,918.96
.006% of P-M Handle (General Revenue Fund)	94,439.49
50% of Breaks (Old Age Assistance)	16,638.30
Admission Tax (General Revenue)	29,182.15
	\$ 927,557.34
Occupational Licenses (Counties).....	1,530.00
Total State Revenue	\$ 929,087.34

FRONTON REVENUE

12% of P-M Handle.....	\$ 1,889,513.76
50% of Breaks	16,634.23
Total Fronton Revenue (12.1%)	\$ 1,906,147.99

MISCELLANEOUS

Distributed to Public from P-M Handle (82.2%)	\$12,941,424.82
Distributed to Public from Fronton for Minus Pool	3.28
Total Distributed to Public	\$12,941,428.10

Seating Capacity: 2,485 — Parking: 2,000 spaces
 Height of Overhead: 60 feet
 Length of Court: 176 feet — Width of Court: 55 feet
 Equipment: Automatic Tote, Inc.

THE FRONTON, INC.
1415 West 45th Street, West Palm Beach, Florida 33407

Officers

Arthur W. Silvester, Sr., *President*
Arthur W. Silvester, Jr., *Executive Vice President & Secretary*
William A. Lord, *Vice-President-Treasurer*

Directors

Arthur W. Silvester, Sr., *Chairman*
Arthur W. Silvester, Jr. William A. Lord

Jai-Alai — West Palm Beach*

87 Playing Days — Sept. 11, 1978 to Dec. 25, 1978 — 132 Performances

Pari-Mutuel Handle.....	\$27,635,823.00
Average Performance	209,362.30
Average Wager per Capital	63.00
<i>(Based on Taxable Admissions)</i>	
Total Paid Attendance	438,646
Average Paid Attendance per Performance	3,323

STATE REVENUE

3% of P-M Handle (Counties).....	\$ 829,074.69
2% of P-M Handle (Old Age Assistance).....	552,716.46
.006% of P-M Handle (General Revenue Fund).....	165,814.98
50% of Breaks (Old Age Assistance).....	24,066.60
Admission Tax (General Revenue).....	54,677.40
	<u>\$ 1,626,350.13</u>
Occupational Licenses (Counties).....	2,374.00
Total State Revenue	<u>\$ 1,628,724.13</u>

FRONTON REVENUE

12% of P-M Handle	\$ 3,316,298.76
50% of Breaks	24,064.20
Total Fronton Revenue (12.1%)	<u>\$ 3,340,362.96</u>

MISCELLANEOUS

Distributed to Public from P-M Handle (82.2%)	\$22,723,787.31
Distributed to Public from Fronton for Minus Pool	1.89
Total Distributed to Public	<u>\$22,723,789.20</u>

*Destroyed by fire December 26, 1978

Seating Capacity: 6,000 — Parking: 2,100 spaces
Height of Overhead: 73 feet
Length of Court: 170 feet — Width of Court: 48 feet
Equipment: American Totalisator, Inc.

GOLDEN CROWN CORPORATION
Big Bend Jai-Alai
P. O. Box 388, Quincy, Florida 32351

Officers

Hort A. Soper, *President & Treasurer*
Elizabeth Calder, *Vice-President* Britton W. Webber, *Secretary*

Directors

Hort A. Soper William B. Modahl Britton W. Webber

Jai-Alai — Quincy

99 Playing Days — Jan. 19, 1979 to May 19, 1979 — 117 Performances

Pari-Mutuel Handle.....	\$ 9,041,510.00
Average Performance	77,277.86
Average Wager per Capital	68.01
<i>(Based on Taxable Admissions)</i>	
Total Paid Attendance	132,943
Average Paid Attendance per Performance	1,136

STATE REVENUE

3% of P-M Handle (Counties).....	\$ 271,245.30
2% of P-M Handle (Old Age Assistance).....	180,830.20
.006% of P-M Handle (General Revenue Fund).....	54,249.30
50% of Breaks (Old Age Assistance).....	9,573.31
Admission Tax (General Revenue).....	13,292.80
	\$ 529,190.91
Occupational Licenses (Counties).....	995.00
Total State Revenue	\$ 530,185.91

FRONTON REVENUE

12% of P-M Handle.....	\$ 1,084,981.20
50% of Breaks	9,570.13
Total Fronton Revenue (12.1%)	\$ 1,094,551.33

MISCELLANEOUS

Distributed to Public from P-M Handle (82.2%)	\$ 7,431,060.56
Distributed to Public from Fronton for Minus Pool	2.64
Total Distributed to Public	\$ 7,431,063.20

Seating Capacity: 1,984 — Parking: 1,500 spaces
Height of Overhead: 55 feet
Length of Court: 180 feet — Width of Court: 50 feet
Equipment: Automatic Tote, Inc.

MIAMI JAI-ALAI, INC.
3500 N. W. 37th Avenue, Miami, Florida 33142

Officers

Richard P. Donovan, *President*
H. Paul Rico, *Vice-President & Secretary* Charles J. Messana, *Controller*

Jai-Alai — Miami
105 Playing Days — Dec. 23, 1978 to May 1, 1979 — 159 Performances

Pari-Mutuel Handle.....	\$68,003,504.00
Average Performance	427,694.99
Average Wager per Capital	69.62
<i>(Based on Taxable Admissions)</i>	
Total Paid Attendance	976,739
Average Paid Attendance per Performance	6,143

STATE REVENUE

3% of P-M Handle (Counties).....	\$ 2,040,105.12
2% of P-M Handle (Old Age Assistance).....	1,360,070.08
.006% of P-M Handle (General Revenue Fund).....	408,020.21
50% of Breaks (Old Age Assistance).....	55,311.30
Admission Tax (General Revenue).....	126,976.07
	<u>\$ 3,990,482.78</u>
Occupational Licenses (Counties).....	3,482.00
Total State Revenue	<u>\$ 3,993,964.78</u>

FRONTON REVENUE

12% of P-M Handle.....	\$ 8,160,420.48
50% of Breaks	55,224.07
Total Fronton Revenue (12.1%)	<u>\$ 8,215,644.55</u>

MISCELLANEOUS

Distributed to Public from P-M Handle (82.2%)	\$55,924,352.74
Distributed to Public from Fronton for Minus Pool	86.46
Total Distributed to Public	<u>\$55,924,439.20</u>

Seating Capacity: 6,000 — Parking: 5,000 spaces
Height of Overhead: 40 feet
Length of Court: 176 feet — Width of Court: 55 feet
Equipment: Automatic Tote, Inc.

OCALA JAI-ALAI, INC.
P. O. Box 548, Orange Lake, Florida 32681

Officers

Richard P. Donovan, *President, Treasurer*
Giles L. Ellis, Jr., *Vice-President & General Manager*
H. Paul Rico, *Secretary*

Jai-Alai — Ocala		
93 Playing Days —	July 1, 1978 to Oct. 20, 1978	— 141 Performances
24	Jan. 2, 1979 to Feb. 10, 1979	36
10	June 15, 1979 to June 30, 1979	15
127		192

Pari-Mutuel Handle.....	\$16,269,466.00
Average Performance	84,736.80
Average Wager per Capital	58.18
<i>(Based on Taxable Admissions)</i>	
Total Paid Attendance	279,626
Average Paid Attendance per Performance	1,456

STATE REVENUE

3% of P-M Handle (Counties).....	\$ 488,083.98
2% of P-M Handle (Old Age Assistance).....	325,389.32
.006% of P-M Handle (General Revenue Fund).....	97,615.97
50% of Breaks (Old Age Assistance).....	17,779.08
Admission Tax (General Revenue).....	36,415.38
	\$ 965,283.73
Occupational Licenses (Counties).....	1,557.00
Total State Revenue	\$ 966,840.73

FRONTON REVENUE

12% of P-M Handle.....	\$ 1,952,335.92
50% of Breaks	17,754.64
Total Fronton Revenue(12.1%)	\$ 1,970,090.56

MISCELLANEOUS

Distributed to Public from P-M Handle (82.2%)	\$13,370,507.09
Distributed to Public from Fronton for Minus Pool	23.71
Total Distributed to Public.....	\$13,370,530.80

Seating Capacity: 2,030 — Parking: 1,100 spaces
Height of Overhead: 50 feet
Length of Court: 176 feet — Width of Court: 48 feet
Equipment: Automatic Tote, Inc.

SPORTS PALACE, INC.
P. O. Box 1257-EG, Melbourne, Florida 32935

Officers

Vance Schwartz, *President & Treasurer*

Harry S. Olsen, *Vice-President*

Herbert P. Idelberger, *Secretary*

Directors

Vance Schwartz

Harry J. Olsen

Herbert P. Idelberger

Jai-Alai — Melbourne		
59 Playing Days —	Oct. 7, 1978 to Dec. 30, 1978	— 87 Performances
46	Jan. 1, 1979 to March 5, 1979	74
105		161

Pari-Mutuel Handle.....	\$16,346,910.00
Average Performance	101,533.60
Average Wager per Capital	64.68
<i>(Based on Taxable Admissions)</i>	
Total Paid Attendance	252,739
Average Paid Attendance per Performance	1,570

STATE REVENUE

3% of P-M Handle (Counties).....	\$ 490,407.30
2% of P-M Handle (Old Age Assistance).....	326,938.20
.006% of P-M Handle (General Revenue Fund).....	98,080.81
50% of Breaks (Old Age Assistance).....	13,350.30
Admission Tax (General Revenue).....	25,273.90
	\$ 954,050.51
Occupational Licenses (Counties).....	598.00
Total State Revenue	\$ 954,648.51

FRONTON REVENUE

12% of P-M Handle.....	\$ 1,961,629.20
50% of Breaks	13,345.40
Total Fronton Revenue (12.1%)	\$ 1,974,974.60

MISCELLANEOUS

Distributed to Public from P-M Handle (82.2%)	\$13,443,158.79
Distributed to Public from Fronton for Minus Pool	4.31
Total Distributed to Public	\$13,443,163.10

Seating Capacity: 2,525 — Parking: 1,700 spaces
 Height of Overhead: 43 feet
 Length of Court: 176 feet — Width of Court: 33 feet
 Equipment: Western Totalisator, Ltd.

TOURIST ATTRACTIONS, INC.
1800 S. W. 3rd Street, Pompano Beach, Florida 33060

Officers

Frederick L. Van Lennep, *President*

J. D. Orth, *Vice-President*

Hector Van Lennep, *Vice-President & General Manager*

Mary Ann Trees, *Secretary*

William P. Van Buren, *Treasurer*

Allen J. Finkelson, *Vice-President of Public Relations*

Directors

J. D. Orth

Frederick L. Van Lennep

William P. Van Buren

Harness Horse Track — Pompano Beach

105 Racing Days — Nov. 24, 1978 to April 7, 1979 — 105 Performances

Pari-Mutuel Handle.....	\$46,166,382.00
Average Daily Handle	439,679.83
Average Wager per Capita.....	86.96
<i>(Based on Taxable Admissions)</i>	
Total Paid Attendance	530,920
Average Daily Paid Attendance.....	5,056

STATE REVENUE

5.3% of P-M Handle (General Revenue Fund).....	\$ 2,446,818.15
Less: Total Purse Allowance	(450,000.00)
50% of Breaks (Old Age Assistance).....	125,787.52
Admission Tax (General Revenue).....	84,458.86
	<u>\$ 2,207,064.53</u>
Occupational Licenses (Counties).....	32,891.00
Stable Names (Counties).....	5,700.00
Total State Revenue	<u>\$ 2,245,655.53</u>

TRACK REVENUE

Allowances from Taxes.....	\$ 450,000.00
Track Share of P-M Handle	6,129,536.05
Total Track Revenue.....	<u>\$ 6,579,536.05</u>

MISCELLANEOUS

Distributed to Public from P-M Handle (80.9%)	\$37,338,453.29
Distributed to Public from Track for Minus Pool.....	129.31
Total Distributed to Public.....	<u>\$37,338,582.60</u>
Florida Harness-Horse Promotion Fund 50% Breaks.....	<u>\$ 125,786.99</u>

Seating Capacity: 8,000 — Parking: 10,000 spaces

Overall Length of Track: $\frac{3}{8}$ mile

Length of Stretch: 660 feet — Width of Track: 90 feet

Equipment: Digitote

CALDER RACE COURSE, INC.
210th Street & N.W. 27th Avenue, Miami, Florida 33055

Officers

Kenneth Noe, Jr., <i>President</i>	Charles V. McAdam, <i>Vice-President</i>
Henry H. Taylor, Jr., <i>Secretary</i>	Charles J. Hess, <i>Treasurer</i>

Directors

James H. Binger	Eduardo Benet	Henry H. Taylor, Jr.
Harry T. Mangurian, Jr.	Wheelock Whitney	James W. McLamore
Judge Hort A. Soper		Willard A. Michaels

Horse Track — North Dade County		
82 Racing Days —	July 1, 1978 to Nov. 11, 1978	— 82 Performances
35	May 14, 1979 to June 30, 1979	35
117		117

Pari-Mutuel Handle.....	\$118,433,606.00
Average Performance	1,012,253.04
Average Wager per Capita.....	138.49
<i>(Based on Taxable Admissions)</i>	
Total Paid Attendance	855,152
Average Paid Attendance per Performance	7,309

STATE REVENUE

5.6% of P-M Handle (General Revenue).....	\$ 6,632,281.42
Less: Total Purse Allowance	(2,457,000.00)
Excess of Breaks (Old Age Assistance)	20,175.00
Admission Tax (General Revenue)	134,089.56
	\$ 4,329,545.98
Occupational Licenses (Counties).....	40,795.75
Stable Names (Counties)	7,950.00
Total State Revenue	\$ 4,378,291.73

TRACK REVENUE

100% of Breaks	\$ 702,895.00
Allowances from Taxes.....	2,457,000.00
Track Share of P-M Handle	14,191,857.72
Total Track Revenue	\$ 16,648,857.72

MISCELLANEOUS

Distributed to Public from P-M Handle (81.8%)	\$ 96,886,396.86
Distributed to Public from Track for Minus Pool.....	153.34
Total Distributed to Public.....	\$ 96,886,550.20

Seating Capacity: 17,000 — Parking: 8,000 spaces
 Overall Length of Track: 1 mile oval
 Length of Stretch: 990 feet — Width of Track: 80 feet
 Equipment: Automatic Tote, Inc.

GULFSTREAM PARK RACING ASSOCIATION, INC.
Hallandale, Florida 33009

Officers

Robert Douglas Donn, <i>President</i>	Frank J. Pepper, Jr., <i>Vice-President</i>
Marc E. Cunningham, <i>Vice-President</i>	Jack Blair, <i>Vice-President</i>
Arthur I. Appleton, <i>Vice-President</i>	Donn Flipse, <i>Secretary-Treasurer</i>

Directors

Fred C. Flipse	Jack Blair	Helen D. Flipse
Mary Anna Donn	Marc E. Cunningham	Maurice A. Hutcheson
Arthur I. Appleton	Robert Douglas Donn	Frank J. Pepper, Jr.
Martha O. Appleton	Harrison Eiteljorg	Leonard Romanik

Horse Track — Hallandale

44 Racing Days — Jan. 15, 1979 to March 6, 1979 — 44 Performances

Pari-Mutuel Handle.....	\$94,568,590.00
Average Performance	2,149,286.14
Average Wager per Capita.....	171.81
<i>(Based on Taxable Admissions)</i>	
Total Paid Attendance	550,422
Average Daily Paid Attendance.....	1,251

STATE REVENUE

6.2% of P-M Handle (General Revenue).....	\$ 5,863,254.76
100% of Breaks (Old Age Assistance).....	561,901.87
Less: Total Purse Allowance	(820,800.00)
Admission Tax (General Revenue).....	168,714.75
	<u>\$ 5,773,071.38</u>
Occupational Licenses (Counties).....	10,898.00
Stable Names (Counties)	2,600.00
Total State Revenue	<u>\$ 5,786,569.38</u>

TRACK REVENUE

Allowances from Taxes.....	\$ 820,800.00
Track Share of P-M Handle	10,780,819.09
Total Track Revenue	<u>\$11,601,619.09</u>

MISCELLANEOUS

Distributed to Public from P-M Handle (81.8%)	\$77,362,614.28
Distributed to Public from Track for Minus Pool.....	41,246.52
Total Distributed to Public	<u>\$77,403,860.80</u>

Seating Capacity: 19,900 — Parking: 14,750 spaces
 Overall Length of Track: 1 mile
 Length of Stretch: 952 feet — Width of Track: 80 feet
 Equipment: American Totalisator, Inc.

HIALEAH, INC.
P. O. Box 158, Hialeah, Florida 33011

Officers

John J. Brunetti, *President*
Monroe Bober, *Vice-President & Treasurer* Gail O. Kent, *Secretary*

Directors

John W. Galbreath John J. Brunetti William C. Fisher
Richard E. Gerstein

Horse Track — Hialeah

50 Racing Days — March 7, 1979 to May 12, 1979 — 50 Performances

Pari-Mutuel Handle.....	\$65,472,325.00
Average Performance	1,309,446.50
Average Wager per Capita.....	175.21
<i>(Based on Taxable Admissions)</i>	
Total Paid Attendance	373,676
Average Daily Paid Attendance	7,474

STATE REVENUE

5.6% of P-M Handle (General Revenue).....	\$ 3,666,450.14
100% of Breaks (Old Age Assistance).....	397,020.86
Less: Total Purse Allowance	(975,600.00)
Admission Tax (General Revenue).....	110,274.77
	<u>\$ 3,198,145.77</u>
Occupational Licenses (Counties).....	5,726.00
Stable Names (Counties)	1,900.00
Total State Revenue	<u>\$ 3,205,771.77</u>

TRACK REVENUE

Allowance from Taxes	\$ 975,600.00
Track Share of P-M Handle	7,856,679.00
Total Track Revenue	<u>\$ 8,832,279.00</u>

MISCELLANEOUS

Distributed to Public from P-M Handle (81.8%)	\$53,552,175.00
Distributed to Public from Track for Minus Pool.....	54,295.00
Total Distributed to Public	<u>\$53,606,470.00</u>

Seating Capacity: 20,000 — Parking: 10,000 spaces
Overall Length of Track: 1½ mile oval
Length of Stretch: 1,075 feet — Width of Track: 80 feet
Equipment: Automatic Tote, Inc.

GATOR DOWNS RACING, INC.
1800 S. W. 3rd Street, Pompano Beach, Florida 33060

Officers

J. D. Orth, *President*
Hector Van Lennep, *Vice-President & General Manager*
William P. Van Buren, *Treasurer*
Allen J. Finkelson, *Vice-President of Public Relations*
Mary Ann Trees, *Secretary*

Directors

Hector Van Lennep J. D. Orth William P. Van Buren
Frederick L. Van Lennep

Quarter Horse Track — Pompano Beach

17 Racing Days —	July 1, 1978 to July 29, 1978	— 17 Performances
28	May 16, 1979 to June 30, 1979	28
45		45

Pari-Mutuel Handle.....	\$ 8,537,195.00
Average Performance	189,715.44
Average Wager per Capita	77.93
<i>(Based on Taxable Admissions)</i>	
Total Paid Attendance	109,549
Average Daily Paid Attendance	2,434

STATE REVENUE

75% of Daily License Fee based on P-M Handle (Counties).....	\$ 48,750.00
25% of Daily License Fee based on P-M Handle (Old Age Assistance)	16,250.00
50% of Breaks (Old Age Assistance).....	24,754.42
Admission Tax (General Revenue).....	14,550.07
	\$ 104,304.49
Occupational Licenses (Counties).....	16,417.00
Stable Names (Counties)	1,150.00
Total State Revenue	\$ 121,871.49

TRACK REVENUE

Track Share of P-M Handle	\$ 1,386,323.15
---------------------------------	-----------------

MISCELLANEOUS


Distributed to Public from P-M Handle (81.4%)	\$ 6,950,991.13
Distributed to Public from Track for Minus Pool.....	188.17
Total Distributed to Public.....	\$ 6,951,179.30
Florida Quarter Horse Promotion Fund	
50% Breaks	\$24,754.35
1% of P-M Handle.....	85,371.95
	\$ 110,126.30


Seating Capacity: 8,000 — Parking: 10,000 spaces
Overall Length of Track: 5/8 mile; 1/4 mile chute
Length of Stretch: 660 feet — Width of Track: 90 feet
Equipment: Digitote

4

NOTES

NOTES





ASSOCIATION NAME	No. Days Racing	No. Performances Held	Paid Attendance	Pari-Mutuel Handle	Tax on Attendance	Tax Handle
GREYHOUND RACING ASSOCIATIONS						
Associated Outdoor Clubs, Inc.	3	3	11,798	\$ 1,241,886.00	\$ 1,310.26	\$ 88
Bavard Raceways, Inc.	2	2	3,217	384,760.00	375.70	25
Biscayne Kennel Club Inc.	2	2	11,224	1,205,802.00	1,150.66	87
Bonita-Ft. Myers Corporation	3	3	4,726	450,749.00	564.22	28
Daytona Beach Kennel Club, Inc.	3	3	7,211	542,631.00	822.50	35
Investment Corporation of Palm Beach	1	4	11,499	1,154,048.00	1,260.00	80
Investment Corporation of South Florida	2	2	12,989	1,246,600.00	1,503.11	90
Jacksonville Kennel Club, Inc.	3	3	6,235	661,993.00	757.60	44
Jefferson County Kennel Club Inc.	4	4	4,072	382,179.00	407.20	21
Keys Racing Association, Ltd.	3	3	1,227	107,736.00	122.70	2
Orange Park Kennel Club Inc.	3	3	6,030	661,553.00	700.65	44
Pensacola Greyhound Park, Inc.	5	5	6,752	580,984.00	768.56	34
St. Petersburg Kennel Club, Inc.	3	3	13,811	1,356,917.00	1,525.28	97
Sanford-Orlando Kennel Club Inc.	4	4	10,081	913,372.00	1,310.53	61
Sarasota Kennel Club, Inc.	3	3	8,043	705,314.00	1,045.59	47
Seminole Greyhound Park, Inc.	2	2	2,757	261,686.00	444.57	16
Washington County Kennel Club, Inc.	4	4	4,179	406,630.00	543.27	23
West Flagler Associates, Ltd.	2	2	9,709	1,184,384.00	1,060.00	86
TOTAL GREYHOUND TRACKS	55	55	135,560	13,449,224.00	15,672.40	917
JAI-ALAI FRONTONS						
Dania Jai-Alai Palace, Inc.	4	4	7,731	687,864.00	1,005.03	41
Florida Jai-Alai, Inc.	6	6	9,334	728,297.00	1,213.42	41
Fort Pierce Jai-Alai, Inc.	4	4	4,360	351,127.00	566.80	17
The Fronton, Inc.	3	3	5,825	492,765.00	757.25	29
Golden Crown Corporation	6	6	4,580	434,726.00	595.40	20
Miami Jai-Alai, Inc.	4	4	14,093	1,274,047.00	1,832.09	83
Orala Jai-Alai, Inc.	3	3	3,001	212,270.00	390.13	5
Summersport Enterprises, Ltd.	4	4	10,017	913,293.00	1,302.21	57
Tampa Jai-Alai, Inc.	7	7	19,088	1,376,078.00	2,481.44	83
Volusia Jai-Alai, Inc.	4	4	4,592	319,641.00	596.96	15
TOTAL JAI-ALAI FRONTONS	45	45	82,621	6,790,108.00	10,740.73	402
HARNESS RACING ASSOCIATIONS						
Tourist Attractions, Inc.	3	3	12,752	1,176,407.00	2,026.21	5
HORSE RACING ASSOCIATIONS						
Calder Race Course, Inc.	8	8	49,294	5,672,704.00	5,571.95	107
Gulfstream Park Racing Assoc., Inc.	3	3	21,834	2,853,621.00	4,803.75	64
Tampa Bay Downs, Inc.	8	8	33,471	2,665,478.00	5,548.16	107
TOTAL HORSE TRACKS	19	19	104,599	11,191,805.00	15,923.86	177
TOTAL ALL TRACKS AND FRONTONS	122	122	335,532	\$32,607,542.00	\$44,363.20	\$1,501

*Seminole Greyhound Park in Litigation