

# 49th Annual Report

*of the*

**DEPARTMENT OF BUSINESS REGULATION**

**DIVISION OF PARI-MUTUEL WAGERING**

*to the*

**HONORABLE BOB GRAHAM**

*Governor of Florida*

**FOR THE FISCAL YEAR ENDING**

**JUNE 30, 1980**



F351.76s

W131


49th

**FLORIDA STATE LIBRARY**





**GOVERNOR BOB GRAHAM**



# 49th Annual Report

*of the*  
**DEPARTMENT OF BUSINESS REGULATION**

**DIVISION OF PARI-MUTUEL WAGERING**

*to the*  
**HONORABLE BOB GRAHAM**  
*Governor of Florida*  
**FOR THE FISCAL YEAR ENDING**  
**JUNE 30, 1980**



## TABLE OF CONTENTS

	Page
COMMENTARY .....	3-10
COMPARATIVE DATA .....	12-17
BALANCE SHEET—ALL FUNDS (Exhibit A) .....	18-19
STATEMENT OF REVENUES (Exhibit B) .....	20
STATEMENT OF GENERAL GOVERNMENTAL EXPENDITURES AND ENCUMBRANCES (Exhibit C) .....	21
STATEMENT OF CHANGES IN FUND BALANCES (Exhibit D) .....	22
SUMMARY OF RACING REVENUES FOR REGULAR PERFORMANCES (Exhibit E) .....	Fold-Out-23
SUMMARY OF RACING REVENUES FOR CHARITY/ SCHOLARSHIP DAY PERFORMANCES (Exhibit F) .....	Fold-Out-23
SUPPLEMENTAL STATEMENT OF REVENUES AND EXPENDITURES (Exhibit G) .....	24-25
STATEMENT OF CASH RECEIPTS AND DISBURSEMENTS (Exhibit H) .....	26-27
SCHOLARSHIP FUND DAY RECEIPTS (Exhibit I) .....	28
ESCHEAT PARI-MUTUEL TICKETS RECEIPTS (Exhibit J) .....	29
PARI-MUTUEL REVENUE COLLECTED BY GEOGRAPHICAL LOCATION (Exhibit K) .....	30-31
PAID ATTENDANCE, PARI-MUTUEL HANDLE, STATE REVENUE (Exhibit L) .....	32
ADDITIONAL DAYS GRANTED FOR CHARITABLE PURPOSES (Exhibit M) .....	33-35
LIST OF OFFICERS, DIRECTORS AND STATISTICAL SUMMARIES OF ASSOCIATIONS:	
Greyhound Tracks .....	36-53
Jai-Alai Frontons .....	54-62
Harness Tracks .....	63-64
Horse Tracks .....	65-69
Quarter Horse Track .....	70

Pursuant to Section 283.27, F.S., this public document was promulgated at an annual cost of \$5,137 (\$6.42 per copy) in compliance with Section 550.02(2), F.S.

# *Forty-Ninth Annual Report*

*to the*

GOVERNOR OF FLORIDA

*from*

DEPARTMENT OF BUSINESS REGULATION

DIVISION OF PARI-MUTUEL WAGERING

*and the*

FLORIDA PARI-MUTUEL COMMISSION

July 1, 1979 through June 30, 1980

July 1, 1980

His Excellency Bob Graham  
Governor of Florida  
Tallahassee, Florida

Dear Governor Graham:

The Florida Pari-Mutuel Commission and the Division of Pari-Mutuel Wagering submit the Forty-Ninth Annual Report for the period beginning July 1, 1979 and ending June 30, 1980, in compliance with the requirements of Chapters 20.16(4)(d) and 550.02(2), Florida Statutes.

During this period the Florida Pari-Mutuel Commission was chaired by Dr. Leon G. van Wert, an attorney from Daytona Beach, and Billy Vessels, Stephen Abramson, Cope Newbern and James Lewis served as members. The Pari-Mutuel Commission has the legislative authority and responsibility for awarding racing dates; hearing appeals of all decisions which relate to the suspension or revocation of a permittee's license; making recommendations to the Division regarding new or existing rules for all racing and jai-alai operations; and issuing an annual report to the Governor and Legislature on the racing and jai-alai industries in Florida. Among the most significant accomplishments of this body during the fiscal year were recommendations by a Commission subcommittee to study the pari-mutuel tax structure. This subcommittee's report formed the basis of the new tax relief package, which was enacted by the Legislature and signed into law by the Governor on June 4, 1980. Also of great importance was a subcommittee chaired by Chairman van Wert on the medication and drug issues in racing. This subcommittee's work formed the foundation for the recently enacted "medication" statute and Division rules promulgated incident thereto, all in accordance with the National Association of State Racing Commissioners' recommended uniform rules on the subject.

The Annual Report presents an accurate record of the activities of the Division and the pari-mutuel industry during the fiscal year. The records, files and documents

from which the Report is compiled are maintained at the Division office in the State Office Building, 1350 Northwest 12 Avenue, Room 332, Miami, Florida 33136. These records are open for inspection to all persons during regular business hours.

### BUREAU OF INVESTIGATIONS

The primary objectives of the Division's Bureau of Investigations are to insure the enforcement of the rules of racing and jai-alai and to protect the general wagering public by conducting investigations of alleged fraud, deception and corruption in relation to pari-mutuel wagering in the State of Florida. In meeting these primary objectives, the Bureau of Investigations in turn preserves the integrity of the pari-mutuel industry by seeking out and prohibiting any person or persons whose conduct within the pari-mutuel industry is detrimental to the best interests of the people of the State of Florida. Additionally, the Bureau of Investigations is charged with conducting investigations of alleged organized criminal infiltration into the pari-mutuel industry in the State of Florida and has provided assistance to local, state and federal law enforcement agencies in order to deter such infiltration.

During fiscal 1979-80, the Bureau opened 521 investigative cases, bringing 355 of those cases to a close. Of those cases opened during that period, over 50% resulted in administrative proceedings in accordance with Chapters 550 and 551, Florida Statutes, and Chapter 120, Florida Statutes, entitled the Administrative Procedures Act.

Of particular importance, the Bureau opened an investigation late in 1979 on what appeared to be a bookmaking and possible race-fixing scheme openly operating adjacent to Calder Race Course. The Bureau's subsequent contact with the Miami Office of the Federal Bureau of Investigation revealed a concurrent and active Federal Strike Force investigation of the same subjects for an alleged race-fixing scheme in 1975 involving organized crime figures. The Division's Bureau of Investigations worked closely with the Federal Strike Force investigators and prosecutors throughout the remainder of the fiscal year. The Strike Force investigation culminated in Grand Jury indictments and subsequent convictions.

Additionally, the Bureau of Investigations assisted the Florida Department of Law Enforcement in an 8-month statewide jai-alai probe. This probe resulted when Governor Bob Graham ordered Janet Reno, Dade County State Attorney, to coordinate an investigation following the arrest of six Floridians in August 1979 for perjury and game-fixing in Connecticut. In February 1980, a Broward County Grand Jury indicted eleven men in a game-fixing scandal originating at the Dania Jai-Alai Fronton.

Efforts to identify and investigate illegal sources of prohibited drugs known to be administered to racing animals continued through the fiscal year. Liaison between the Division and other law enforcement and regulatory agencies to combat the flow of drugs met with reasonable success and has progressed over previous years.

### BUREAU OF LABORATORY SERVICES

The primary function of the Division's Racing and Research Laboratory is the detection and identification of micro-quantities of drugs which might affect the performance of Florida's racing greyhounds and horses. To fulfill this function the Laboratory must maintain an ongoing research and development program on new and problem drugs. Two hundred forty research and development samples from animals administered drugs were studied this year, both in-house and in conjunction with an Inter-Laboratory Drug Research and Evaluation Program and the Association of Official Racing Chemists.

During the year, the Laboratory received 42,580 official urine and blood samples for analyses. These samples were subjected to 96,703 analyses which resulted in 44 positive drug reports of which 7 were due to the use of narcotics Fentanyl and Butorphanol. All such drug positive reports are submitted to the Division Director for appropriate disciplinary action.



## LICENSE SECTION

All persons employed in any capacity at the tracks and frontons must be fingerprinted, photographed and licensed. During the fiscal year, 34,620 occupational licenses were issued.

Florida continues to subscribe to the National Association of State Racing Information System (NASRIS), which maintains a complete record of licensees and any decisions or rulings issued by all racing states. In conjunction with the NASRIS system the License Section uses data processing equipment to maintain a complete record of each person licensed. The purchase and dissemination of 14 micro-readers this year, being used at the various operating pari-mutuel facilities, has enabled the Division to maintain stricter control on the eligibility of applicants for licensing.

Under a reciprocity agreement between member states of the National Association of State Racing Commissioners and in compliance with Chapter 550.10(4), Florida Statutes, the State of Florida recognizes decisions and rulings made by other states.

## PERMIT HOLDERS

Thirty-seven permits to conduct pari-mutuel wagering have been granted by the Division. During the fiscal year, pari-mutuel activities were conducted at eighteen greyhound tracks, nine jai-alai frontons (Fronton, Inc., did not operate during the 1979-80 season), four thoroughbred tracks (Tropical Park operates at Calder Race Course), two harness tracks and for the one quarter horse permit, activities were conducted at Pompano Park Race Track. Detailed statistical analyses of each of the tracks and frontons which operated during the 1979-80 fiscal year are included in the exhibits of this Report. Legislation passed during the 1980 legislative session permitted the conversion of the Miami Beach Kennel Club permit and the Gator Downs Racing permit to summer jai-alai permits, and Seminole Park and Fairgrounds harness racing permit to a dogracing permit. Operating dates for these converted permits will occur during the 1980-81 fiscal year.

## SCOPE OF PARI-MUTUELS

The pari-mutuel handle for the 1979-80 racing season was up 3%, breaking all other previous records. The State's income from pari-mutuel activities once again exceeded the \$100 million mark. The importance of racing revenue to the tax structure of Florida cannot be underestimated, as many worthwhile state and local projects are dependent upon this source of income.

Florida had 4,591 pari-mutuel performances during the past fiscal year.

The sum of \$107,009,882.79 was collected from all sources by the Division during the fiscal year. Of this amount \$5,246,725.84 was expended in regulating the operation of the entire industry.

The sum of \$29,915,500 was distributed to the 67 counties, each county receiving \$446,500. This is the maximum amount permitted because of a ceiling placed on such distribution by the 1971 Legislature.

An additional amount of \$12,783,547.59 which under the former statute would have been distributed to the counties was deposited in the State General Revenue Fund.

In addition, \$48,514,935.03 was deposited in the State General Revenue Fund to support the varied functions of our state government.

Other monies were distributed to the Racing Promotional Trust Fund, Racing Scholarship Trust Fund, and the State School Trust Fund, as enumerated in Schedule "H", Statement of Cash Receipts and Disbursements.

A recapitulation of the pari-mutuel handle, attendance, and tax revenue amounts, along with the percentages of increase and/or decrease for each permittee is found on page 12.

## CHARITY DAYS

Thirty-one tracks and frontons operated a total of 125 extra performances during the fiscal year for approved charitable organizations and schools.

## SCHOLARSHIP FUND

Pursuant to Chapter 550.08, Florida Statutes, the Legislature authorized the various tracks and frontons to operate additional days for the express purpose of creating and producing state scholarships for qualified applicants. These funds are the net proceeds derived from extra days. This scholarship fund is administered by the State Board of Regents for institutions of higher learning. A total of \$663,573.13 was deposited to this fund in the past fiscal year. Exhibit "I" of this report shows the amounts raised by the industry.

Since their inception thirty years ago, these extra days have raised \$14,382,942.81 for our state-supported colleges.

1950— \$ 165,830.00	1960— \$ 364,819.43	1970— \$ 495,387.58
1951— 247,260.75	1961— 316,021.21	1971— 619,538.80
1952— 239,147.74	1962— 408,652.45	1972— 717,037.13
1953— 232,907.36	1963— 393,641.10	1973— 733,734.71
1954— 280,506.70	1964— 399,898.11	1974— 949,801.51
1955— 279,227.97	1965— 474,937.22	1975— 835,385.51
1956— 299,070.54	1966— 462,441.03	1976— 740,841.75
1957— 349,514.06	1967— 419,499.49	1977— 541,271.20
1958— 366,481.60	1968— 541,389.12	1978— 543,991.40
1959— 293,901.79	1969— 447,133.37	1979— 560,099.05
		1980— 663,573.13
		Total— \$14,382,942.81

## ABANDONED PARI-MUTUEL TICKETS

Pursuant to Chapter 550.164, Florida Statutes, it was declared by the Legislature that all abandoned pari-mutuel tickets over one year old should escheat to the state for deposit to the Principal of the State School Fund. These funds are used for the support and maintenance of our public schools. A total of \$1,881,068.65 was received from this source by the Division throughout the fiscal year, and related audits were made. Exhibit "J" of this report shows in detail the amounts remitted by the individual associations.

Yearly receipts dating from 1957, when the Division first began collecting these funds, are itemized below:

1957— \$ 3,992.20	1965— \$ 320,530.50	1973— \$ 943,267.65
1958— 204,449.30	1966— 425,130.20	1974— 1,136,606.30
1959— 240,545.15	1967— 381,857.30	1975— 1,288,317.65
1960— 311,045.10	1968— 448,161.00	1976— 1,429,361.00
1961— 403,903.95	1969— 513,254.45	1977— 1,449,016.10
1962— 273,272.60	1970— 590,891.25	1978— 1,582,011.10
1963— 265,045.70	1971— 666,405.35	1979— 2,011,455.70
1964— 292,193.60	1972— 706,391.10	1980— 1,881,068.65
		Total— \$17,768,172.90

## LEGISLATION

The 1980 legislative session was an eventful one for the pari-mutuel industry with significant changes in the tax structure and in the control of the use of drugs and medication for racing animals. Additionally, a summer jai-alai season was authorized for certain permittees. In 1975, 1977, and 1979, the Legislature passed temporary tax relief bills for horseracing. In 1980 a permanent tax structure was established, which provided for significant increases in purses and awards for horseracing and for

further reductions in the tax rate for horseracing permittees. The tax rate for greyhound racing remained essentially the same, and the tax rate for jai-alai was increased slightly. Additionally, a new provision was added which guarantees a minimum purse structure for greyhound racing. The new tax structure also provides an incentive for capital improvements by allowing an increase in takeout to be used exclusively for that purpose. The change in the drug and medication law now prohibits the use of any drug or medication and provides severe penalties for violations. An additional change in the law authorized the conversion of the Seminole Park and Fairgrounds' permit from a harness racing permit to a greyhound racing permit.

Specifics on these legislative changes follow:

1. Chapter 80-57; an act relating to pari-mutuel wagering; amending s. 550.011, Florida Statutes; providing number of racing days for certain dog and horse tracks; providing time limitations with respect to requests for horse and dog track days of operation; providing that certain permitholders may elect to operate charity days as part of their allowed meetings; providing for matinee performances for dogtrack permitholders; requiring promulgation of rules; amending s. 550.081, Florida Statutes; providing for winter thoroughbred horseracing periods of operation; providing for a special racing period; requiring permitholders to agree to operate the full number of regular racing days; amending s. 550.09, Florida Statutes; providing for daily license fees and taxes; providing for deposits in specified trust funds; providing penalties; amending s. 550.10, Florida Statutes; providing for annual occupational licenses and fees therefor; deleting provision relating to employment of state residents; reenacting and amending s. 550.12(2)(b) and (c), Florida Statutes, relating to uniform reporting system; revising dates for filing of appraisal; providing for certification and attestation of uniform reports; amending s. 550.13, Florida Statutes; providing for distribution of moneys from the trust fund; amending s. 550.16(2), Florida Statutes; providing for commissions and for additional commission to be used for capital improvements or reduction of capital improvement debt; requiring certain reports; amending s. 550.162, Florida Statutes; authorizing amounts to be withheld by dog-track permitholders for specified purposes; providing status of greyhound lessees; defining "operation day"; providing application of certain penalties and sanctions; amending s. 550.262, Florida Statutes; providing tax on breaks paid to specified trust funds; providing minimum purse requirements and Florida breeders' awards with respect to horseracing; providing for fees and records; creating s. 550.263, Florida Statutes; providing for escheat to the state of money represented by abandoned tickets in custody of horseracing permitholders and for deposit in specified trust funds; amending s. 550.265(2)(b), Florida Statutes; correcting cross references; amending ss. 550.33(3), 550.37(5), 550.39(2), and 550.42, Florida Statutes, relating to quarter horse, harness horseracing, summer harness horseracing, and summer thoroughbred racing permitholders; providing for application of fees, taxes, penalties and sanctions; amending s. 550.34(1), Florida Statutes; providing number of days of dogracing at North Florida tracks; amending s. 550.43, Florida Statutes; requiring summer thoroughbred permitholders to agree to operate the full number of days requested; providing for additional racing days; amending s. 551.031, Florida Statutes; providing charity days, matinees, and time limitations with respect to requests for jai alai fronton days of operation; amending s. 551.06, Florida Statutes; providing daily license fees and taxes for jai alai permitholders; providing for deposit of such funds; providing penalties; amending s. 551.09(2), Florida Statutes; providing commissions for jai alai permitholders and for additional commission to be used for capital improvements or reduction of capital improvement debt; reviving and readopting, notwithstanding chapter 79-300, Laws of Florida, s. 550.4904, Florida Statutes, as it existed on July 1, 1979, and ss. 550.081, 550.09, 550.12(2)(c), 550.262(3), 550.37(5), 550.42, Florida Statutes, as amended; repealing ss. 550.069, 550.091, 550.16(8)-(13), 550.161, 550.163, 550.26, 550.27, 550.261, 550.30, 550.38, 550.39(3), (4), 550.44, 550.47(2), 550.49, 550.4901, 550.4902, 550.4903, 550.4905,

550.4906, 550.4907, 550.4908, 551.071, 551.09(8), 551.13, 551.14, Florida Statutes, relating to taxes, fees, commissions, and purses on pari-mutuel operations, employment of residents, and lease of certain facilities; providing an effective date.

2. Chapter 80-69; an act relating to charity and scholarship days; adding s. 550.03(2)(n) and (o), Florida Statutes; authorizing the Florida Pari-mutuel Commission to allow additional charity and scholarship days in Escambia, Hillsborough, Pinellas, Dade and Seminole Counties for certain purposes; providing an effective date.

3. Chapter 80-88; an act relating to pari-mutuel wagering; providing for a summer jai alai season with respect to certain permittees; providing for conversion of a permit to a jai alai permit by the Division of Pari-mutuel Wagering of the Department of Business Regulation; amending s. 550.37(13), Florida Statutes, permitting certain harness racing permit holders to apply for and receive a license to conduct dograce meetings in lieu of harness racing at harness tracks; adding paragraph (h) to s. 550.16, Florida Statutes, as amended by chapter 80-57, Laws of Florida, affecting capital improvements; amending s. 550.37(12), Florida Statutes, relating to quarter-horse days and dates at harness tracks; providing an effective date.

4. Chapter 80-270; an act relating to the racing of animals; providing findings; creating s. 550.241, Florida Statutes; prohibiting the racing of animals under certain conditions; authorizing administrative action against occupational licensees; providing for revocation, suspension, summary suspension, and denial of license or permit, for imposition of a fine, and for return of purses, sweepstakes and trophies; providing a limitation on actions; creating a research trust fund; authorizing rules and regulations; amending s. 550.24, Florida Statutes; prohibiting illegal administration of medication or drugs to a race animal and attempts and conspiracies to so administer medication or drugs; providing penalties; providing an effective date.

## LITIGATION

The 1979-80 fiscal year once again saw an increase in litigation involving both the Division of Pari-Mutuel Wagering and the Florida Pari-Mutuel Commission. A number of administrative cases were referred to the Division of Administrative Hearings for assignment of a hearing officer. In addition, the Division Director personally heard over 100 administrative cases involving patron ejections, license eligibility, and discipline against holders of existing licenses. Furthermore, the Division found itself in litigation at all levels of state court and in federal court as well.

Appellate litigation over cases involving the Sublimaze drugging of race horses continued with William Snow Frates as special counsel to the Division. Oral argument was heard in the Third District Court of Appeal in cases involving a number of trainers found responsible for the Sublimaze drugging of their race horses pursuant to the Absolute Insurer's Rule. *Solimena v. State*, 3d DCA Case No. 79-2047, and *Joyce v. State*, 3d DCA Case No. 79-1897 were consolidated for purposes of oral argument with a case involving another trainer found responsible for the running of his horse with Sublimaze, *San Pedro v. State*, 3d DCA Case 79-2030. Briefs have been submitted and oral argument has been heard in the three cases, and the Division is awaiting the decision of the Court. The Division is also awaiting the decision of the court in *Myer v. State*, 3d DCA Case No. 79-2047, in which a veterinarian had been found to have illegally administered the narcotic Sublimaze to nine race horses immediately prior to race time.

A complaint for injunctive and declaratory relief was brought by five horse trainers to prevent enforcement of the new drug and medication law passed by the Legislature in the 1980 session. The law, enacted as Chapter 80-270, Laws of Florida, bans all medication and drugs prior to race time. Although hailed by the public, the Legislature, the regulators, and most of the industry as a landmark piece of legislation in racing law, the law was temporarily enjoined in *Simmons v. Division of Pari-Mutuel Wagering*, 11th Jud. Circ. Ct. in and for Dade County, Case No. 80-17559.

The injunction was ordered to continue until final hearing on the merits of the constitutional claims against the statute brought by the five horse trainers. The order of injunction is under appeal to the Third District Court of Appeal in Division of Pari-Mutuel Wagering v. Simmons, 3d DCA Case No. 80-1895. The court has not yet ruled on the appeal. In the meantime, motions for summary judgment on the constitutional claims have been filed with the Circuit Court and are set for hearing in January 1981.

The Division brought suit against the National Labor Relations Board after the Board had issued an order of intent to assert jurisdiction over the jai-alai industry in Florida. An appeal is pending in the First Circuit Court of Appeals from an unfavorable ruling of the Federal District Court for the Middle District of Florida.

The Fourth District Court of Appeal in Roberts v. State, Case No. 80-328 upheld the suspension of an occupational licensee found responsible for the destruction of records after a jai-alai fronton was destroyed by fire.

A Motion for Summary Judgment was filed concerning the validity and applicability of Chapter 550.181, Florida Statutes, in Volusia Jai-Alai v. Pari-Mutuel Wagering, Case No. 78-10636. Oral argument has been set for early January 1981 in Horsemen's Benevolent Protective Association v. Division of Pari-Mutuel Wagering, in the Florida Supreme Court, Case No. 57-951.

Rule challenges were brought against the Division in Tourist Attractions v. Pari-Mutuel Wagering, DOAH Case No. 80-1847R and Federman v. Division of Pari-Mutuel Wagering, DOAH Case No. 80-1228R and 80-1449R. Rulings have not yet been issued.

Action of the Florida Pari-Mutuel Commission in deciding matinee dates to the Summer Ja-Alai Fronton in Dade County was upheld by the First District Court of Appeal in Calder Race Course v. Florida Pari-Mutuel Commission, Case No. WW-443.

The trend in the increase in litigation is expected to continue as the industry grows more complex and its participants more sophisticated in the exercise of their legal rights. An additional attorney for the Division of Pari-Mutuel Wagering has been requested in the next budget in hopes of alleviating the strain on the current legal staff in the Office of General Counsel for the Department of Business Regulation in Tallahassee. If approved, the new attorney will be located at the Division headquarters in Miami, Florida.

#### NATIONAL COORDINATION

This Division is an active member of the National Association of State Racing Commissioners (NASRC), an organization representing all states which have authorized pari-mutuel activities. Membership in the organization makes it possible to coordinate records from all racing jurisdictions and the exchange information and ideas necessary for effective regulation. Under a reciprocity agreement among all member states, each racing authority recognizes decisions and rulings made by the other states.

Florida continues to be a subscriber of the National Association of State Racing Information System (NASRIS). This system permits the Division to have instant access to a computer located in Lexington, Kentucky which contains a complete record of all decisions and rulings issued by all racing states. This invaluable system gives the Division the capability of precluding ineligible persons from participating in pari-mutuel activities in Florida.

#### CONCLUSION

The Division Director and staff appreciate the continued support and cooperation which has been received from members of the Legislature and their staffs. The Division is deeply indebted to Governor Bob Graham for his continued and renewed

interest and support of the State's vital pari-mutuel industry. In addition, the Division is very thankful to Secretary R. B. Burroughs, Jr., and the Commission for their continued support in the Division's efforts to more capably and fairly regulate the State's pari-mutuel industry.

Respectfully submitted:

Gary R. Rutledge, Division Director

**FLORIDA PARI-MUTUEL COMMISSION**


Leon G. van Wert, Chairman

Billy Vessels, Vice Chairman

Stephen Abramson

Cope Newbern

James Lewis



STATE OF FLORIDA  
DEPARTMENT OF BUSINESS REGULATION  
DIVISION OF PARI-MUTUEL WAGERING

**COMPARATIVE DATA**  
**July 1, 1979 thru June 30, 1980**

	<u>Days</u>	<u>Perf.</u>	<u>Paid Attendance</u>	<u>Pari-Mutuel Handle</u>	<u>Revenue to State from Handle</u>
<b>HORSE TRACKS</b>					
<b>CALDER RACE COURSE, INC.</b>					
1978-1979.....	117	117	855,152	\$ 118,433,606	\$ 4,329,545.98
1979-1980.....	121	121	862,243	126,504,362	4,499,633.53
	+ 4	+ 4	+ 7,091	+ 8,070,756	+ 170,087.55
	+ 3%	+ 3%	+ .8%	+ 7%	+ 4%
<b>FLORIDA DOWNS &amp; TURF CLUB, INC.</b>					
1978-1979.....	68	68	240,251	23,287,745	415,159.27
1979-1980.....	74	74	255,695	26,817,892	503,728.82
	+ 6	+ 6	+ 15,444	+ 3,530,147	+ 88,569.55
	+ 9%	+ 9%	+ 6%	+ 15%	+ 21%
<b>GULFSTREAM PARK RACING ASSOCIATION, INC.</b>					
1978-1979.....	44	44	550,422	94,568,590	5,773,071.38
1979-1980.....	50	50	445,031	77,304,908	4,042,418.24
	+ 6	+ 6	- 105,391	- 17,263,682	- 1,730,653.14
	+ 14%	+ 14%	- 19%	- 18%	- 30%
<b>HIALEAH, INC.</b>					
1978-1979.....	50	50	373,676	65,472,325	3,198,145.77
1979-1980.....	44	44	449,384	83,822,090	5,065,517.84
	- 6	- 6	+ 75,708	+ 18,349,765	+ 1,867,372.07
	- 12%	- 12%	+ 20%	+ 28%	+ 58%
<b>TROPICAL PARK, INC.</b>					
1978-1979.....	50	50	407,442	61,275,390	2,959,074.01
1979-1980.....	50	50	408,486	64,175,602	3,130,931.08
			+ 1,044	+ 2,900,212	+ 171,857.07
			+ .3%	+ 5%	+ 6%
<b>TOTAL HORSE TRACKS</b>					
1978-1979.....	329	329	2,426,943	363,037,656	16,674,996.41
1979-1980.....	339	339	2,420,839	378,624,854	17,242,229.51
	+ 10	+ 10	- 6,104	+ 15,587,198	+ 567,233.10
	+ 3%	+ 3%	- .3%	+ 4%	+ 3%



	<u>Days</u>	<u>Perf.</u>	<u>Paid Attendance</u>	<u>Pari-Mutuel Handle</u>	<u>Revenue to State from Handle</u>
<b>HARNESS TRACKS</b>					
<b>SEMINOLE PARK &amp; FAIRGROUNDS, INC.</b>					
1978-1979.....	90	91	135,830	8,662,292 *	97,897.89
1979-1980.....	45	45	64,556	4,267,058	44,350.91

CHANGE IN OPERATING DATES

<b>TOURIST ATTRACTIONS, INC.</b>					
1978-1979.....	105	105	530,920	46,166,382 *	2,207,064.53
1979-1980.....	106	106	553,975	51,726,938	2,526,963.71
	+ 1	+ 1	+ 23,055	+ 5,560,556	+ 319,899.18
	+ 1%	+ 1%	+ 4%	+ 12%	+ 15%

**TOTAL HARNESS TRACKS**

1978-1979.....	195	196	666,750	54,828,674	2,304,962.42
1979-1980.....	151	151	618,531	55,993,996	2,571,314.62
	- 44	- 45	- 48,219	+ 1,165,322	+ 266,352.20
	- 23%	- 23%	- 7%	+ 2%	+ 12%

**QUARTER HORSE TRACKS**

<b>GATOR DOWNS (POMPANO)</b>					
1978-1979.....	45	45	109,549	8,537,195 *	104,304.49
1979-1980.....	52	52	131,079	10,752,982	109,583.94
<b>TOTAL QUARTER HORSE TRACKS</b>	+ 7	+ 7	+ 21,530	+ 2,215,787	+ 5,279.45
	+ 16%	+ 16%	+ 20%	+ 26%	+ 5%

**GREYHOUND TRACKS**

<b>ASSOCIATED OUTDOOR CLUBS, INC.</b>					
1978-1979.....	101	155	774,631	68,767,506	5,395,501.92
1979-1980.....	101	154	762,137	74,499,468	5,838,581.32
		- 1	- 12,494	+ 5,731,962	+ 443,079.40
		- .7%	- 2%	+ 8%	+ 8%

**BAYARD RACEWAYS, INC.**

1978-1979.....	42	58	126,842	11,955,921	899,932.78
1979-1980.....	97	123	276,344	26,363,401	1,984,005.42

CHANGE IN OPERATING DATES

**BISCAYNE KENNEL CLUB, INC.**

1978-1979.....	156	240	1,424,425	150,013,792	11,815,642.29
1979-1980.....	51	76	443,618	52,955,767	4,160,796.88

CHANGE IN OPERATING DATES

\*Does Not Include Promotional Trust Funds.

	<i>Days</i>	<i>Perf.</i>	<i>Paid Attendance</i>	<i>Pari-Mutuel Handle</i>	<i>Revenue to State from Handle</i>
<b>BONITA-FT. MYERS CORPORATION</b>					
1978-1979.....	105	159	389,611	28,599,706	2,203,103.43
1979-1980.....	105	159	401,032	31,590,588	2,441,671.30
			+ 11,421	+ 2,990,882	+ 238,567.87
			+ 3%	+ 11%	+ 11%

<b>DAYTONA BEACH KENNEL CLUB, INC.</b>					
1978-1979.....	128	190	499,723	38,627,078	2,945,721.60
1979-1980.....	108	161	427,783	35,196,700	2,684,604.96
	- 20	- 29	- 71,940	- 3,430,378	- 261,116.64
	- 16%	- 15%	- 14%	- 9%	- 9%

<b>INVESTMENT CORP. OF PALM BEACH</b>					
1978-1979.....	105	155	593,743	49,702,464	3,863,626.43
1979-1980.....	105	159	638,615	57,263,636	4,463,048.23
		+ 4	+ 44,872	+ 7,561,172	+ 599,421.80
		+ 3%	+ 8%	+ 15%	+ 16%

<b>INVESTMENT CORP. OF SOUTH FLORIDA</b>					
1978-1979.....	105	159	995,719	86,961,497	6,858,938.01
1979-1980.....	105	159	999,262	95,373,089	7,503,451.00
			+ 3,543	+ 8,411,592	+ 644,512.99
			+ .4%	+ 10%	+ 9%

<b>JACKSONVILLE KENNEL CLUB, INC.</b>					
1978-1979.....	159	216	694,829	58,892,431	4,513,474.62
1979-1980.....	106	144	453,600	42,143,361	3,227,098.90

CHANGE IN OPERATING DATES

<b>JEFFERSON COUNTY KENNEL CLUB, INC.</b>					
1978-1979.....	105	129	197,354	15,262,138	1,126,115.65
1979-1980.....	105	126	183,212	15,520,416	1,147,319.74
		+ 3	- 14,142	+ 258,278	+ 21,204.09
		+ 2%	- 7%	+ 2%	+ 2%

<b>KEYS RACING ASSOCIATION, LTD.</b>					
1978-1979.....	105	125	79,958	5,457,114	343,174.77
1979-1980.....	105	125	73,960	5,422,042	339,080.23
			- 5,998	- 35,072	- 4,094.54
			- 8%	- .6%	- 1%

	<u>Days</u>	<u>Perf.</u>	<u>Paid Attendance</u>	<u>Pari-Mutuel Handle</u>	<u>Revenue to State from Handle</u>
<b>MIAMI BEACH KENNEL CLUB, INC.</b>					
1978-1979.....	98	98	389,437	33,334,242	2,591,219.83
1979-1980.....	104	104	378,970	35,051,080	2,717,956.95
	+ 6	+ 6	- 10,467	+ 1,716,838	+ 126,737.12
	+ 6%	+ 6%	- 3%	+ 5%	+ 5%
<b>ORANGE PARK KENNEL CLUB, INC.</b>					
1978-1979.....	102	137	415,579	38,070,746	2,912,680.08
1979-1980.....	105	141	415,558	41,751,385	3,193,382.79
	+ 3	+ 4	- 21	+ 3,680,639	+ 280,702.71
	+ 3%	+ 3%	+ .005%	+ 10%	+ 10%
<b>PENSACOLA GREYHOUND PARK, INC.</b>					
1978-1979.....	106	162	228,359	17,418,351	1,276,445.30
1979-1980.....	105	159	237,792	20,846,344	1,534,932.89
	- 1	- 3	+ 9,433	+ 3,427,993	+ 258,487.59
	- .9%	- 2%	+ 4%	+ 20%	+ 20%
<b>ST. PETERSBURG KENNEL CLUB, INC.</b>					
1978-1979.....	101	154	993,644	82,293,728	6,522,048.24
1979-1980.....	101	154	1,021,112	90,956,692	7,191,874.22
			+ 27,468	+ 8,662,964	+ 669,825.98
			+ 3%	+ 11%	+ 10%
<b>SANFORD-ORLANDO KENNEL CLUB, INC.</b>					
1978-1979.....	105	159	545,280	44,326,336	3,417,511.65
1979-1980.....	105	159	541,542	49,063,088	3,782,693.78
			- 3,738	+ 4,736,752	+ 365,182.13
			- .7%	+ 11%	+ 11%
<b>SARASOTA KENNEL CLUB, INC.</b>					
1978-1979.....	100	155	475,733	42,218,077	3,257,974.57
1979-1980.....	101	154	461,741	44,689,869	3,441,052.20
	+ 1	- 1	- 13,992	+ 2,471,792	+ 183,077.63
	+ 1%	- .7%	- 3%	+ 6%	+ 6%
<b>WASHINGTON COUNTY KENNEL CLUB, INC.</b>					
1978-1979.....	105	141	216,742	17,629,160	1,306,995.45
1979-1980.....	105	144	203,222	17,808,907	1,312,024.41
		+ 3	- 13,520	+ 179,747	+ 5,028.96
	+ 2%	-	- 6%	+ 1%	+ .4%

	<u>Days</u>	<u>Perf.</u>	<u>Paid Attendance</u>	<u>Pari-Mutuel Handle</u>	<u>Revenue to State from Handle</u>
<b>WEST FLAGLER ASSOCIATES, INC.</b>					
1978-1979.....	51	77	422,618	43,370,314	3,442,530.04
1979-1980.....	155	230	1,194,138	137,806,916	10,892,783.15

CHANGE IN OPERATING DATES

**TOTAL GREYHOUND  
TRACKS**

1978-1979.....	1,879	2,669	9,464,227	832,900,601	64,692,636.66
1979-1980.....	1,869	2,631	9,113,638	874,302,749	67,856,358.37
	- 10	- 38	- 350,589	+ 41,402,148	+ 3,163,721.71
	- .5%	- 1%	- 4%	+ 5%	+ 5%

**JAI-ALAI FRONTONS**

**DANIA JAI-ALAI  
PALACE, INC.**

1978-1979.....	105	159	769,202	43,110,698	2,557,832.58
1979-1980.....	105	159	802,036	48,706,261	2,877,983.40
			+ 32,834	+ 5,595,563	+ 320,150.82
			+ 4%	+ 13%	+ 13%

**FLORIDA JAI-ALAI, INC.**

1978-1979.....	105	158	394,488	22,999,806	1,352,260.83
1979-1980.....	105	159	382,333	26,565,797	1,548,771.68
		+ 1	+ 12,155	+ 3,565,991	+ 196,510.85
		+ .6%	- 3%	+ 16%	+ 15%

**FORT PIERCE  
JAI-ALAI, INC.**

1978-1979.....	100	156	246,622	15,745,948	927,557.34
1979-1980.....	106	158	260,035	19,109,627	1,150,038.49
	+ 6	+ 2	+ 13,413	+ 3,363,679	+ 222,481.15
	+ 6%	+ 1%	+ 5%	+ 21%	+ 24%

**THE FRONTON, INC.**

1978-1979.....	87	132	438,646	27,635,823	1,626,350.13
1979-1980.....			DID NOT OPERATE		

**GOLDEN CROWN CORP.**

1978-1979.....	99	117	132,943	9,041,510	529,190.91
1979-1980.....	105	124	130,534	9,723,072	567,697.42
	+ 6	+ 7	- 2,409	+ 681,562	+ 38,506.51
	+ 6%	+ 6%	- 2%	+ 8%	+ 7%

	<u>Days</u>	<u>Perf.</u>	<u>Paid Attendance</u>	<u>Pari-Mutuel Handle</u>	<u>Revenue to State from Handle</u>
<b>MIAMI JAI-ALAI, INC.</b>					
1978-1979.....	105	159	976,739	68,003,504	3,990,482.78
1979-1980.....	105	159	829,344	64,115,606	3,743,579.07
			- 147,395 -	3,887,898 -	246,903.71
			- 15% -	6% -	6%

<b>OCALA JAI-ALAI, INC.</b>					
1978-1979.....	127	192	279,626	16,269,466	965,283.73
1979-1980.....	104	157	238,689	15,607,024	933,178.67
	- 23 -	35 -	40,937 -	662,442 -	32,105.06
	- 18% -	18% -	15% -	4% -	3%

<b>SPORTS PALACE, INC.</b>					
1978-1979.....	105	161	252,739	16,346,910	954,050.51
1979-1980.....	109	165	248,139	17,326,706	1,009,305.00
	+ 4 +	4 -	4,600 +	979,796 +	55,254.49
	+ 4% +	3% -	2% +	6% +	6%

<b>TAMPA JAI-ALAI, INC.</b>					
1978-1979.....	105	159	700,049	42,054,356	2,486,433.44
1979-1980.....	105	159	668,183	43,033,233	2,572,714.88
			- 31,866 +	978,877 +	86,281.44
			- 5% +	2% +	4%

<b>VOLUSIA JAI-ALAI, INC.</b>					
1978-1979.....	128	186	415,631	26,560,653	1,552,673.90
1979-1980.....	125	178	379,667	25,082,789	1,510,188.28
	- 3 -	8 -	35,964 -	1,477,864 -	42,485.62
	- 2% -	4% -	9% -	6% -	3%

**TOTAL JAI-ALAI FRONTONS**

1978-1979.....	1,066	1,579	4,606,685	287,768,674	16,942,116.15
1979-1980.....	969	1,418	3,938,960	269,270,115	15,913,456.89
	- 97 -	161 -	667,725 -	18,498,559 -	1,028,659.26
	- 9% -	10% -	15% -	6% -	6%

**TOTAL ALL TRACKS AND FRONTONS**

1978-1979.....	3,514	4,818	17,274,154	1,547,072,800	100,719,016.13
1979-1980.....	3,380	4,591	16,223,047	1,588,944,696	103,692,943.33
	- 134 -	227 -	-1,051,107 +	41,871,896 +	2,973,927.20
	- 4% -	5% -	6% +	3% +	3%

**EXHIBIT "A"**  
**DEPARTMENT OF BUSINESS REGULATION**  
**DIVISION OF PARI-MUTUEL WAGERING**  
**BALANCE SHEET—ALL FUNDS**  
**JUNE 30, 1980**

	<i>Special Revenue Funds</i>	
	<i>Operations</i>	<i>Insurance Replacement Fund</i>
<b>ASSETS AND OTHER DEBITS:</b>		
Cash on Hand and in transit .....		
Cash with State Treasurer .....		\$ 140.79
Cash in Revolving Fund .....	\$ 100.00	
Accounts Receivable:		
Revenues .....	318,840.00	
Returned Checks .....		
Due from Operating Trust Fund .....	288,121.61	
Due from Other State Funds .....		
Due from Vendors .....		
Books .....		
Laboratory Furniture and Equipment .....		
Office Furniture and Equipment .....		
Vehicles .....		
Other Miscellaneous Property .....		
	\$ 607,061.61	\$ 140.79
<b>LIABILITIES, RESERVES, AND FUND BALANCES:</b>		
Liabilities:		
Accounts Payable—Cancelled Warrants .....	\$ 145.48	
Salaries .....	33,015.21	
Other Personal Services .....	40,287.60	
Vendors .....	126,183.61	
Operating Capital Outlay .....		
Due Special Revenue Fund—Operations .....		
Due Aid to Counties .....		
Due Other State Funds .....	469.83	
Due General Revenue Unallocated .....		
Due General Revenue—Service Charge .....		
Revenues Collected in Advance .....		
TOTAL LIABILITIES .....	\$ 200,101.73	\$ -
Encumbrances Outstanding .....	\$ 48,119.88	
Investments in Fixed Assets:		
Property Transferred from Other Divisions .....		
Investment from Special Revenue Fund .....		
Investment from Insurance Replacement Trust Fund .....		
Property Acquired Prior to June 30, 1978 .....		
Donations, etc. ....		
Fund Balance .....	358,840.00	140.79
TOTAL LIABILITIES, RESERVES AND FUND BALANCE .....	\$ 607,061.61	\$ 140.79

Effective June 4, 1980 House Bill No. 1825 amended to Chapter 550 FSS which eliminated the Operating Trust Fund and Additional Harness and Dog Track Trust Fund and created the Pari-Mutuel Tax Collection Trust Fund and the Thoroughbred Promotional Trust Fund. This Legislation also changed the character of the Special Revenue Operating Fund to allow it to retain earmarked revenues for operation.

*Agency and Trust Funds*

<u>Operating Trust Fund</u>	<u>Additional Harness and Dog Track Trust Fund</u>	<u>Collections for Other Departments State of Florida</u>	<u>Pari-Mutuel Tax Collection Trust Fund</u>	<u>Florida Thoroughbred Breeders Promotional Trust Fund</u>	<u>General Fixed Assets</u>	<u>Capital Project Fund Special Revenue</u>
\$ 987.72 4,526,484.37	\$2,170,556.25	\$ 157,052.25	\$ 209.00			
2,662,438.82 174.00 4,562.98		60,422.01	2,662,626.21	\$ 129,160.21		\$ 218,553.29
					\$ 1,556.02 404,649.36 102,870.47 52,423.10 1,429.23	
<u>\$7,194,647.89</u>	<u>\$2,170,556.25</u>	<u>\$ 217,474.26</u>	<u>\$2,662,835.21</u>	<u>\$ 129,160.21</u>	<u>\$ 562,928.18</u>	<u>\$ 218,553.29</u>
\$ 506,674.90 6,298,783.89 389,189.10	1,989,737.15 180,819.10	\$ 217,474.26	\$2,662,835.21			\$ 192,675.00
<u>\$7,194,647.89</u>	<u>\$2,170,556.25</u>	<u>\$ 217,474.26</u>	<u>\$2,662,835.21</u>	<u>\$ -</u>	<u>\$ -</u>	<u>\$ 192,675.00</u>
					\$ 6,345.12 206,840.06 267.44 349,210.56 265.00	25,878.29
				129,160.21		
<u>\$7,194,647.89</u>	<u>\$2,170,556.25</u>	<u>\$ 217,474.26</u>	<u>\$2,662,835.21</u>	<u>\$ 129,160.21</u>	<u>\$ 562,928.18</u>	<u>\$ 218,553.29</u>

EXHIBIT "B"  
 DEPARTMENT OF BUSINESS REGULATION  
 DIVISION OF PARI-MUTUEL WAGERING

STATEMENT OF REVENUES—ESTIMATED AND ACTUAL  
 SPECIAL REVENUE FUNDS  
 FOR THE FISCAL YEAR ENDED JUNE 30, 1980

<i>Source</i>	<i>Estimated Revenue</i>	<i>Actual Revenue</i>	<i>Actual Over (Under) Estimate</i>
<b>SPECIAL REVENUE FUND— OPERATIONS</b>			
Transfers from Operating Trust Fund . . .	\$3,125,773.00	\$2,578,871.30	\$ (546,901.70)
Fees . . . . .	-0-	318,840.00	318,840.00
Total Revenue . . . . .	<u>\$3,125,773.00</u>	<u>\$2,897,711.30</u>	<u>\$ (228,061.70)</u>
<b>INSURANCE REPLACEMENT TRUST FUND</b>			
Transfers . . . . .	\$ -0-	\$ -0-	\$ -0-
Total Revenues . . . . .	<u>\$ -0-</u>	<u>\$ -0-</u>	<u>\$ -0-</u>
<b>CAPITAL PROJECTS FUND</b>			
Transfers . . . . .	\$ 236,829.00	\$ 44,154.00	\$ (192,675.00)
Total Revenue . . . . .	<u>\$ 236,829.00</u>	<u>\$ 44,154.00</u>	<u>\$ (192,675.00)</u>



**EXHIBIT "C"**  
**DEPARTMENT OF BUSINESS REGULATION**  
**DIVISION OF PARI-MUTUEL WAGERING**  
**STATEMENT OF GENERAL GOVERNMENTAL EXPENDITURES**  
**AND ENCUMBRANCES**  
**COMPARED WITH AUTHORIZATIONS**  
**SPECIAL REVENUE FUNDS**  
**FOR THE FISCAL YEAR ENDED JUNE 30, 1980**

<i>Appropriation Category</i>	<i>Approved Budget</i>	<i>Expenditures</i>	<i>Encumbrances</i>	<i>Unencumbered Balance</i>
Salaries .....	\$1,222,143.00	\$ 938,463.76	\$	\$ 283,679.24
Other Personal				
Services .....	971,459.00	974,399.60	10,429.00	(13,369.60)
Expenses .....	343,173.00	321,687.82	5,842.84	15,642.34
Operating Capital				
Outlays .....	334,084.00	120,287.96	31,848.04	181,948.00
Certified Forward .....	113,422.62	113,422.62		
Transfers .....	254,914.00	247,900.98		7,013.02
Total Operating				
Items .....	\$3,239,195.62	\$2,716,162.74	\$ 48,119.88	\$ 474,913.00
Other Non-Operating				
Items .....	-0-	(699.41)	-0-	699.41
<b>TOTAL .....</b>	<b>\$3,239,195.62</b>	<b>\$2,715,463.33</b>	<b>\$ 48,119.88</b>	<b>\$ 475,612.41</b>

*Insurance Replacement Trust Fund*

Certified Forward .....	\$ -0-	\$ -0-	\$ -0-	\$ -0-
-------------------------	--------	--------	--------	--------

*Capital Projects Fund*

Expense .....	\$ 41,829.00	\$ 12,865.00	\$ 25,878.29	\$ 3,085.71
Fixed Capital Outlay .....	195,000.00	2,325.00		192,675.00
Certified Forward .....	3,360.00	3,360.00		
Total Operating				
Items .....	\$ 240,189.00	\$ 18,550.00	\$ 25,878.29	\$ 195,760.71
Other Non-Operating				
Items .....		3,085.71		(3,085.71)
<b>TOTAL .....</b>	<b>\$ 240,189.00</b>	<b>\$ 21,635.71</b>	<b>\$ 25,878.29</b>	<b>\$ 192,675.00</b>

**EXHIBIT "D"**  
**DEPARTMENT OF BUSINESS REGULATION**  
**DIVISION OF PARI-MUTUEL WAGERING**

**STATEMENT OF CHANGES IN FUND BALANCES**  
**SPECIAL REVENUE FUNDS**  
**FOR THE FISCAL YEAR ENDED JUNE 30, 1980**

	SPECIAL REVENUE FUNDS			TRUST FUND
	<i>Operating Fund</i>	<i>Insurance Replacement Fund</i>	<i>Capital Project Fund</i>	<i>Florida Thoroughbred Breeders Promotional Trust Fund</i>
Balances— July 1, 1979.....	\$ 40,000.00	\$ 140.79	\$ -0-	\$ -0-
Add:				
Revenues .....	2,897,711.30	-0-	44,154.00	129,160.21
Other Additions:				
Encumbrances Outstanding				
— Prior Year .....	184,711.91	-0-	3,360.00	
<b>TOTAL.....</b>	<b>\$3,122,423.21</b>	<b>\$ 140.79</b>	<b>\$ 47,514.00</b>	<b>\$ 129,160.21</b>
Deduct:				
Expenditures .....	\$2,715,463.33	\$ -0-	\$ 21,635.71	\$ -0-
Other Deductions				
Encumbrances of				
Current Year .....	48,119.88		25,878.29	
Balances— June 30, 1980 ....	<u>\$ 358,840.00</u>	<u>\$ 140.79</u>	<u>\$ -0-</u>	<u>\$ 129,160.21</u>

Note: No change in Fund Balance Statement is presented for the Operating TF, Additional TF and Tax Collection Trust Fund nor the Agency Fund as there were no balances at the beginning or at the end of the fiscal year in those funds.

Track Mission	Breakage	TRACK/FRONTON REVENUES			Distributed to Public from P/M Handle
		Withheld for Additional Purses	Withheld for Capital Improvement	Total Track Revenues from P/M Handle	
<b>GR</b>					
A0,146.80	\$	\$	\$	\$ 7,580,146.80	\$ 61,163,514.50
B6,467.92			29,668.80	2,796,136.72	21,615,142.91
B9,416.70				5,359,416.70	43,481,067.16
E2,618.80				3,292,618.80	25,899,837.12
E6,998.88		33,307.16	33,307.16	3,753,613.20	28,804,598.45
E9,923.60				5,859,923.60	47,010,302.41
F0,868.90				9,670,868.90	78,313,053.27
J5,296.10				4,335,296.10	34,635,335.15
J6,488.22				1,686,488.22	12,704,929.24
K5,804.20				645,804.20	4,444,553.57
K2,398.00				3,592,398.00	28,779,893.48
C3,578.50				4,293,578.50	34,313,002.51
F8,418.84			14,446.68	2,262,865.52	17,075,534.98
S5,029.20				9,225,029.20	74,650,611.06
S9,938.80				5,039,938.80	40,294,609.62
S9,903.46		42,999.55	3,939.09	4,686,842.10	36,608,148.80
W8,601.24		13,687.22	13,687.22	1,945,975.68	14,573,664.99
V7,642.60		104,799.06	95,949.94	14,258,391.60	112,777,952.04
9,540.76		194,792.99	190,998.89	90,285,332.64	717,145,751.26
<b>JA</b>					
H4,751.32	46,140.60			5,890,891.92	40,041,650.36
F7,895.64	22,837.57			3,210,733.21	21,844,525.41
B8,084.45	14,167.01			2,322,251.46	15,671,141.60
G5,768.64	10,148.32			1,176,916.96	7,991,511.02
B8,872.72	45,214.23			7,739,086.95	52,740,754.70
G5,554.47	14,494.83		3,783.50	1,903,832.80	12,801,673.10
S9,204.70	14,192.78			2,093,397.48	14,248,817.42
T8,481.24	38,369.28			5,203,850.52	35,343,531.39
G5,696.26	18,464.10		14,009.56	3,058,169.92	20,560,124.76
7,309.44	224,028.72		17,793.06	32,599,131.22	221,243,729.76
<b>HA</b>					
3,234.04		415,979.62		787,213.66	3,435,222.68
3,119.40		3,036,346.90		7,319,466.30	41,822,925.13
3,353.44		3,452,326.52		8,106,679.96	45,258,147.81
<b>QA</b>					
7,380.05		236,017.62	35,034.41	1,818,432.08	8,694,239.72
<b>HC</b>					
1,515.75	660,604.64	3,545,652.28	128,953.70	18,876,726.37	103,150,378.95
1,020.92	173,044.95	2,181,420.66		4,439,486.53	21,924,898.10
1,343.56		4,765,245.40		10,176,588.96	63,219,239.50
1,613.61		4,992,104.50		10,356,718.11	68,537,577.61
1,292.14		4,108,780.10		8,601,072.24	52,507,176.67
1,785.98	833,649.59	19,593,202.94	128,953.70	52,450,592.21	309,339,270.83
1,369.67	\$1,057,678.31	\$23,476,340.07	\$372,780.06	\$185,260,168.11	\$1,301,681,139.38

Ch-mutuel performances and does not  
Vagering. Excluded are such items as  
d other miscellaneous items. See next  
nues received.

EXHIBIT "E"

SUMMARY OF RACING REVENUES FOR REGULAR PERFORMANCES

FISCAL YEAR 1979-80

Association Name	No. Days Racing	No. Performances Held	Paid Attendance	TAX TO STATE					COLLECTIONS FOR PROMOTIONAL TRUST					TRACK/FRONTON REVENUES				
				Pari-Mutuel Handle	Tax on Attendance	Daily License Fee	Tax on Handle	Breakage	Total Tax to State	1% Quarter Horse P/M Handle	Breakage	Total Collections for Promotional Trust Funds	Track Commission	Breakage	Withheld for Additional Purses	Withheld for Capital Improvement	Total Track Revenues from P/M Handle	Distributed to Public from P/M Handle
<b>GREYHOUND RACING ASSOCIATIONS</b>																		
Associated Outdoor Clubs, Inc.	101	154	762,137	\$ 74,499,468.00	\$ 82,774.62	\$	\$ 5,531,759.67	\$ 224,047.03	\$ 5,838,581.32	\$	\$	\$	\$ 7,580,146.80	\$	\$	\$	\$ 7,580,146.80	\$ 61,163,514.50
Bayard Raceways, Inc.	97	123	276,344	26,363,401.00	31,884.05	25,920.00	1,871,678.43	54,522.94	1,984,005.42				2,766,467.92		29,668.80		2,796,136.72	21,615,142.91
Biscayne Kennel Club, Inc.	51	76	443,618	52,955,767.00	45,513.74		3,960,798.42	154,484.72	4,160,796.88				5,359,416.70				5,359,416.70	43,481,067.16
Bonita-Ft. Myers Corporation	105	159	401,032	31,590,588.00	43,539.22		2,267,325.12	130,806.96	2,441,671.30				3,292,618.80				3,292,618.80	25,899,837.12
Daytona Beach Kennel Club, Inc.	108	161	427,783	35,196,700.00	46,116.61	33,600.00	2,502,609.15	102,279.20	2,684,604.96				3,686,998.88		33,307.16	33,307.16	3,753,613.20	28,804,598.45
Investment Corp. of Palm Beach	105	159	638,615	57,263,636.00	69,638.24		4,218,476.14	174,933.85	4,463,048.23				5,859,923.60				5,859,923.60	47,010,302.41
Investment Corp. of South Florida	105	159	999,262	95,373,089.00	114,284.17		7,114,794.92	274,371.91	7,503,451.00				9,670,868.90				9,670,868.90	78,313,053.27
Jacksonville Kennel Club, Inc.	106	144	453,600	42,143,361.00	54,369.15		3,081,935.59	90,794.16	3,227,098.90				4,335,296.10				4,335,296.10	34,635,335.15
Jefferson County Kennel Club, Inc.	105	126	183,212	15,520,416.00	18,321.20	26,000.00	1,045,162.01	57,836.53	1,147,319.74				1,686,488.22				1,686,488.22	12,704,929.24
Keys Racing Association, Ltd.	105	125	73,960	5,422,042.00	7,396.00		308,474.91	23,209.32	339,080.23				645,804.20				645,804.20	4,444,553.57
Miami Beach Kennel Club, Inc.	104	104	378,970	35,051,080.00	39,168.43		2,576,592.16	102,196.36	2,717,956.95				3,592,398.00				3,592,398.00	28,779,893.48
Orange Park Kennel Club, Inc.	105	141	415,558	41,751,385.00	48,578.80		3,054,664.90	90,139.09	3,193,382.79				4,293,578.50				4,293,578.50	34,313,002.51
Pensacola Greyhound Park, Inc.	105	159	237,792	20,846,344.00	26,989.39	26,000.00	1,422,212.03	59,731.47	1,534,932.89				2,248,418.84		14,446.68		2,262,865.52	17,075,534.98
St. Petersburg Kennel Club, Inc.	101	154	1,021,112	90,956,692.00	110,822.48		6,783,348.87	297,702.87	7,191,874.22				9,225,029.20				9,225,029.20	74,650,611.06
Sanford-Orlando Kennel Club, Inc.	105	159	541,542	49,063,088.00	54,154.20		3,595,164.54	133,375.04	3,782,693.78				5,039,938.80				5,039,938.80	40,294,609.62
Sarasota Kennel Club, Inc.	101	154	461,741	44,689,869.00	46,174.10	34,560.00	3,229,970.31	130,347.79	3,441,052.20				4,639,903.46		42,999.55	3,939.09	4,686,842.10	36,608,148.80
Washington County Kennel Club, Inc.	105	144	203,222	17,808,907.00	22,758.08	29,760.00	1,199,657.02	59,849.31	1,312,024.41				1,918,601.24		13,687.22	13,687.22	1,945,975.68	14,573,664.99
West Flagler Associates, Ltd.	155	230	1,194,138	137,806,916.00	122,210.79	35,680.00	10,240,085.37	494,806.99	10,892,783.15				14,057,642.60		104,799.06	95,949.94	14,258,391.60	112,777,952.04
<b>TOTAL GREYHOUND TRACKS</b>	<b>1869</b>	<b>2631</b>	<b>9,113,638</b>	<b>874,302,749.00</b>	<b>984,693.27</b>	<b>211,520.00</b>	<b>64,004,709.56</b>	<b>2,655,435.54</b>	<b>67,856,358.37</b>				<b>89,899,540.76</b>		<b>194,792.99</b>	<b>190,998.89</b>	<b>90,285,332.64</b>	<b>717,145,751.26</b>
<b>JAI-ALAI FRONTONS</b>																		
Dania Jai-Alai Palace, Inc.	105	159	802,036	48,706,261.00	104,264.68		2,727,550.91	46,167.81	2,877,983.40				5,844,751.32	46,140.60			5,890,891.92	40,041,650.36
Florida Jai-Alai, Inc.	105	159	382,333	26,565,797.00	38,233.30		1,487,684.26	22,854.12	1,548,771.68				3,187,895.64	22,837.57			3,210,733.21	21,844,525.41
Fort Pierce Jai-Alai, Inc.	106	158	260,035	19,109,627.00	33,804.55	23,040.00	1,074,375.74	18,818.20	1,150,038.49				2,308,084.45	14,167.01			2,322,251.46	15,671,141.60
Golden Crown Corporation	105	124	130,534	9,723,072.00	13,053.40		544,492.71	10,151.31	567,697.42				1,166,768.64	10,148.32			1,176,916.96	7,991,511.02
Miami Jai-Alai, Inc.	105	159	829,344	64,115,606.00	107,814.72		3,590,473.63	45,290.72	3,743,579.07				7,693,872.72	45,214.23			7,739,086.95	52,740,754.70
Ocala Jai-Alai, Inc.	104	157	238,689	15,607,024.00	31,660.57	7,800.00	876,468.52	17,249.58	933,178.67				1,885,554.47	14,494.83	3,783.50		1,903,832.80	12,801,673.10
Sports Palace, Inc.	109	165	248,139	17,326,706.00	24,813.90		970,294.90	14,196.20	1,009,305.00				2,079,204.70	14,192.78			2,093,397.48	14,248,817.42
Tampa Jai-Alai, Inc.	105	159	668,183	43,033,233.00	86,863.79	6,720.00	2,436,559.52	42,571.57	2,572,714.88				5,165,481.24	38,369.28			5,203,850.52	35,343,531.39
Volusia Jai-Alai, Inc.	125	178	379,667	25,082,789.00	45,693.96	25,920.00	1,413,993.79	24,580.53	1,510,188.28				3,025,696.26	18,464.10	14,009.56		3,058,169.92	20,560,124.76
<b>TOTAL JAI-ALAI FRONTONS</b>	<b>969</b>	<b>1418</b>	<b>3,938,960</b>	<b>269,270,115.00</b>	<b>486,202.87</b>	<b>63,480.00</b>	<b>15,121,893.98</b>	<b>241,880.04</b>	<b>15,913,456.89</b>				<b>32,357,309.44</b>	<b>224,028.72</b>		<b>17,793.06</b>	<b>32,599,131.22</b>	<b>221,243,729.76</b>
<b>HARNESS RACING ASSOCIATIONS</b>																		
Seminole Park & Fairgrounds, Inc.	45	45	64,556	4,267,058.00	10,276.40		23,527.36	10,547.15	44,350.91		10,547.15	10,547.15	371,234.04		415,979.62		787,213.66	3,435,222.68
Tourist Attractions, Inc.	106	106	553,975	51,726,938.00	88,926.31		2,291,527.77	146,509.63	2,526,963.71		146,509.17	146,509.17	4,283,119.40		3,036,346.90		7,319,466.30	41,822,925.13
<b>TOTAL HARNESS TRACKS</b>	<b>151</b>	<b>151</b>	<b>618,531</b>	<b>55,993,996.00</b>	<b>99,202.71</b>		<b>2,315,055.13</b>	<b>157,056.78</b>	<b>2,571,314.62</b>		<b>157,056.32</b>	<b>157,056.32</b>	<b>4,654,353.44</b>		<b>3,452,326.52</b>		<b>8,106,679.96</b>	<b>45,258,147.81</b>
<b>QUARTER HORSE RACING ASSOCIATIONS</b>																		
Gator Downs Racing, Inc. (Pompano)	52	52	131,079	10,752,982.00	17,786.61	18,900.00	53,000.00	19,897.33	109,583.94	107,529.82	40,983.05	148,512.87	1,547,380.05		236,017.62	35,034.41	1,818,432.08	8,694,239.72
<b>HORSE RACING ASSOCIATIONS</b>																		
Calder Race Course, Inc.	121	121	862,243	126,504,362.00	141,498.49	19,300.00	4,338,835.04		4,499,633.53		119,121.64	119,121.64	14,541,515.75	660,604.64	3,545,652.28	128,953.70	18,876,726.37	103,150,378.95
Florida Downs & Turf Club, Inc.	74	74	255,695	26,817,892.00	50,221.45		453,507.37		503,728.82				2,085,020.92	173,044.95	2,181,420.66		4,439,486.53	21,924,898.10
Gulfstream Park Racing Assoc., Inc.	50	50	445,031	77,304,908.00	133,338.70		3,429,073.42	480,006.12	4,042,418.24				5,411,343.56		4,765,245.40		10,176,588.96	63,219,239.50
Hialeah, Inc.	44	44	449,384	83,822,090.00	137,723.56		4,395,969.77	531,824.51	5,065,517.84				5,364,613.61		4,992,104.50		10,356,718.11	68,537,577.61
Tropical Park, Inc. (at Calder)	50	50	408,486	64,175,602.00	63,577.99		2,693,833.77	373,519.32	3,130,931.08				4,492,292.14		4,108,780.10		8,601,072.24	52,507,176.67
<b>TOTAL HORSE TRACKS</b>	<b>339</b>	<b>339</b>	<b>2,420,839</b>	<b>378,624,854.00</b>	<b>526,360.19</b>	<b>19,300.00</b>	<b>15,311,219.37</b>	<b>1,385,349.95</b>	<b>17,242,229.51</b>		<b>119,121.64</b>	<b>119,121.64</b>	<b>31,894,785.98</b>	<b>833,649.59</b>	<b>19,593,202.94</b>	<b>128,953.70</b>	<b>52,450,592.21</b>	<b>309,339,270.83</b>
<b>TOTAL ALL TRACKS AND FRONTONS</b>	<b>3,380</b>	<b>4,591</b>	<b>16,223,047</b>	<b>\$ 1,588,944,696.00</b>	<b>\$ 2,114,245.65</b>	<b>\$ 313,200.00</b>	<b>\$ 96,805,878.04</b>	<b>\$ 4,459,619.64</b>	<b>\$ 103,692,943.33</b>	<b>\$ 107,529.82</b>	<b>\$ 317,161.01</b>	<b>\$ 424,690.83</b>	<b>\$ 160,353,369.67</b>	<b>\$ 1,057,678.31</b>	<b>\$ 23,476,340.07</b>	<b>\$ 372,780.06</b>	<b>\$ 185,260,168.11</b>	<b>\$ 1,301,681,139.38</b>

Change in Tax Structure eff. 6/4/80.


This exhibit represents the distribution of revenues derived from pari-mutuel performances and does not represent the total revenues received by the Division of Pari-Mutuel Wagering. Excluded are such items as licenses, fees, escheated tickets, charity/scholarship performances, and other miscellaneous items. See next page of this summary for further information on the source of revenues received.

## EXHIBIT "F"

## SUMMARY OF RACING REVENUES FOR CHARITY/SCHOLARSHIP DAY PERFORMANCES

FISCAL YEAR 1979-80

Association Name	No. Days Racing	No. Performances Held	Paid Attendance	Pari-Mutuel Handle	TAX TO STATE				COLLECTIONS FOR PROMOTIONAL TRUST					TRACK/FRONTON REVENUES			Distributed to Public from P/M Handle	
					Tax on Attendance	Daily License Fee	Tax on Handle	Breakage	Total Tax to State	1% Quarter Horse P/M Handle	Breakage	Total Collections for Promotional Trust Funds	Track Commission	Breakage	Withheld for Additional Purses	Withheld for Capital Improvement		Total Track Revenues from P/M Handle
<b>GREYHOUND RACING ASSOCIATIONS</b>																		
Associated Outdoor Clubs, Inc.	3	3	11,210	\$ 1,091,924.00	\$ 1,169.30	\$	\$ 82,986.22	\$ 3,139.28	\$ 87,294.80	\$	\$	\$	\$ 109,192.40	\$	\$	\$	\$ 109,192.40	\$ 896,606.10
Biscayne Kennel Club, Inc.	4	4	23,614	2,893,676.00	2,427.25		219,919.32	7,635.90	229,982.47				289,367.60				289,367.60	2,376,753.18
Bonita-Ft. Myers Corp.	3	3	4,531	393,074.00	491.38		29,873.65	1,834.02	32,199.05				39,307.40				39,307.40	322,058.93
Daytona Beach Kennel Club, Inc.	3	3	6,617	581,512.00	719.12		44,194.86	1,768.54	46,682.52				58,151.20				58,151.20	477,397.40
Investment Corp. of Palm Beach	4	4	11,874	1,188,858.00	1,289.55		90,353.20	4,446.89	96,089.64				118,885.80				118,885.80	975,172.11
Investment Corp. of So. Florida	3	3	15,584	1,538,132.00	1,810.58		116,897.97	5,120.53	123,829.08				153,813.20				153,813.20	1,262,300.30
Jacksonville Kennel Club, Inc.	2	2	4,783	454,075.00	567.85		34,509.67	1,287.93	36,365.45				45,407.50				45,407.50	372,869.90
Jefferson County Kennel Club, Inc.	4	4	4,175	394,531.00	417.50		29,984.34	1,234.25	31,636.09				39,453.10				39,453.10	323,859.31
Keys Racing Assoc., Ltd.	3	3	1,495	101,388.00	149.50		7,705.49	397.51	8,252.50				10,138.80				10,138.80	83,146.20
Miami Beach Kennel Club, Inc.	4	4	13,045	1,334,178.00	1,347.73		101,397.53	3,291.27	106,036.53				133,417.80				133,417.80	1,096,071.40
Orange Park Kennel Club, Inc.	2	2	4,515	481,076.00	528.60		36,561.74	1,201.96	38,292.30				48,107.60				48,107.60	395,204.70
Pensacola Greyhound Park, Inc.	4	4	5,234	412,200.00	597.47		31,327.22	1,140.96	33,065.65				41,220.00				41,220.00	338,511.82
St. Petersburg Kennel Club, Inc.	3	3	15,067	1,380,630.00	1,638.73		104,927.88	5,711.82	112,278.43				138,063.00				138,063.00	1,131,927.30
Sanford-Orlando Kennel Club, Inc.	4	4	9,611	882,601.00	961.10		67,077.71	2,591.79	70,630.60				88,260.10				88,260.10	724,671.40
Sarasota Kennel Club, Inc.	3	3	8,117	712,989.00	811.70		54,187.18	2,276.22	57,275.10				71,298.90				71,298.90	585,226.70
Washington County Kennel Club, Inc.	3	3	2,899	284,680.00	376.87		21,635.66	897.64	22,910.17				28,468.00				28,468.00	233,678.70
West Flagler Assoc., Ltd.	4	4	15,215	1,686,466.00	1,554.77		128,171.42	5,256.48	134,982.67				168,646.60				168,646.60	1,384,391.50
<b>TOTAL GREYHOUND TRACKS</b>	<b>56</b>	<b>56</b>	<b>157,586</b>	<b>15,811,990.00</b>	<b>16,859.00</b>		<b>1,201,711.06</b>	<b>49,232.99</b>	<b>1,267,803.05</b>				<b>1,581,199.00</b>				<b>1,581,199.00</b>	<b>12,979,846.95</b>
<b>JAI-ALAI FRONTONS</b>																		
Dania Jai-Alai Palace, Inc.	4	4	15,973	987,450.00	2,076.49		55,297.23	1,025.25	58,398.97				118,494.00	1,025.22			119,519.22	811,608.30
Florida Jai-Alai, Inc.	4	4	7,633	490,108.00	763.30		27,446.07	463.60	28,672.97				58,812.96	463.57			59,276.53	402,921.80
Fort Pierce Jai-Alai, Inc.	1	1	1,191	95,775.00	154.83		5,363.40	91.10	5,609.33				11,493.00	91.10			11,584.10	78,736.40
Golden Crown Corp.	5	5	3,366	248,566.00	336.60		13,919.66	273.07	14,529.33				29,827.92	273.05			30,100.97	204,272.30
Miami Jai-Alai, Inc.	6	6	25,842	2,172,296.00	3,359.46		121,648.47	1,539.87	126,547.80				260,675.52	1,539.84			262,215.36	1,786,892.30
Ocala Jai-Alai, Inc.	3	3	1,767	115,883.00	229.71		6,489.43	119.16	6,838.30				13,905.96	119.15			14,025.11	95,249.30
Sports Palace, Inc.	3	3	3,530	270,296.00	353.00		15,136.57	207.31	15,696.88				32,435.52	207.30			32,642.82	222,309.30
Tampa Jai-Alai, Inc.	7	7	19,631	1,383,592.00	2,552.03		77,481.15	1,135.87	81,169.05				166,031.04	1,135.84			167,166.88	1,137,808.10
Volusia Jai-Alai, Inc.	7	7	11,526	737,603.00	1,341.63	3,840.00	40,491.40	975.57	46,648.60				91,089.76	309.37	1,558.20		92,957.33	599,338.70
<b>TOTAL JAI-ALAI FRONTONS</b>	<b>40</b>	<b>40</b>	<b>90,459</b>	<b>6,501,569.00</b>	<b>11,167.05</b>	<b>3,840.00</b>	<b>363,273.38</b>	<b>5,830.80</b>	<b>384,111.23</b>				<b>782,765.68</b>	<b>5,164.44</b>	<b>1,558.20</b>		<b>789,488.32</b>	<b>5,339,136.50</b>
<b>HARNESS RACING ASSOCIATIONS</b>																		
Tourist Attractions, Inc.	3	3	11,507	1,164,331.00	1,850.51		48,209.55	3,291.75	53,351.81		3,291.72	3,291.72	96,619.13		71,716.55		168,335.68	941,202.30
<b>HORSE RACING ASSOCIATIONS</b>																		
Calder Race Course, Inc.	9	9	43,433	6,073,235.00	5,939.21	1,800.00	152,460.11		160,199.32		10,038.97	10,038.97	688,657.47	30,140.70	238,698.98	9,090.87	966,588.02	4,942,347.90
Florida Downs and Turf Club, Inc.	8	8	23,802	2,617,922.00	4,298.60		71,707.54		76,006.14				178,523.42	16,275.87	210,523.37		405,322.66	2,140,891.80
Gulfstream Park Racing Assoc., Inc.	4	4	22,904	3,919,261.00	6,558.75		135,478.64	23,027.34	165,064.73				274,348.27		279,963.05		554,311.32	3,206,443.70
Tropical Park, Inc. (at Calder)	5	5	28,707	4,432,660.00	3,616.34		143,228.93	22,704.17	169,549.44				310,286.20		326,633.00		636,919.20	3,629,807.70
<b>TOTAL HORSE TRACKS</b>	<b>26</b>	<b>26</b>	<b>118,846</b>	<b>17,043,078.00</b>	<b>20,412.90</b>	<b>1,800.00</b>	<b>502,875.22</b>	<b>45,731.51</b>	<b>570,819.63</b>		<b>10,038.97</b>	<b>10,038.97</b>	<b>1,451,815.36</b>	<b>46,416.57</b>	<b>1,055,818.40</b>	<b>9,090.87</b>	<b>2,563,141.20</b>	<b>13,919,491.10</b>
<b>TOTAL ALL TRACKS AND FRONTONS</b>	<b>125</b>	<b>125</b>	<b>378,398</b>	<b>\$ 40,520,968.00</b>	<b>\$ 50,289.46</b>	<b>\$ 5,640.00</b>	<b>\$ 2,116,069.21</b>	<b>\$ 104,087.05</b>	<b>\$ 2,276,085.72</b>		<b>\$ 13,330.69</b>	<b>\$ 13,330.69</b>	<b>\$ 3,912,399.17</b>	<b>\$ 51,581.01</b>	<b>\$ 1,127,534.95</b>	<b>\$ 10,649.07</b>	<b>\$ 5,102,164.20</b>	<b>\$ 33,179,676.85</b>



## SUMMARY OF RACING REVENUES

From Regular Pari-Mutuel Performances ..... \$103,692,943.33  
 (See Insert Sheet)

From Charity/Scholarship Day Performances

\*\* (See Insert Sheet) Daily License Fee ..... 5,640.00

Florida Thoroughbred Breeders' Promotional Trust  
 Fund ..... 10,038.97

TOTAL STATE TAX REVENUE ..... \$103,708,622.30

Florida Thoroughbred Breeders', Harness and Quarter

Horse Promotional Trust Funds ..... \$ 424,690.83

TOTAL ..... \$104,133,313.13

From Other Revenue Sources

Licenses ..... \$ 227,269.50

Stable/Kennel Name Registration ..... 31,030.00

Escheat Tickets ..... 1,881,068.65

Department of Education Racing

Scholarship Fund ..... 663,573.13

Miscellaneous Revenues ..... 46,860.23

Refunds of Prior Year's Appropriations ..... 26,768.15

TOTAL ..... \$ 2,876,569.66

GRAND TOTAL ..... \$107,009,882.79

\*\*Change in Tax Structure Effective June 4, 1980.

**EXHIBIT "G"**  
**DEPARTMENT OF BUSINESS REGULATION**  
**DIVISION OF PARI-MUTUEL WAGERING**  
**AGENCY AND TRUST FUNDS**  
**SUPPLEMENTAL STATEMENT OF REVENUES AND EXPENDITURES**  
**ESTIMATED AND ACTUAL**  
**FOR THE FISCAL YEAR ENDED JUNE 30, 1980**

	<i>Estimated</i>	<i>Actual</i>	<i>Actual Over (Under) Estimate</i>
<b>OPERATING TRUST FUND</b>			
<b>Revenues:</b>			
Registration Fees .....	\$ 32,000.00	\$ 31,010.00	\$ (990.00)
Licenses .....	253,000.00	226,360.50	(26,639.50)
Taxes—Trust .....	36,990,600.00	31,650,266.01	(5,340,333.99)
Taxes—General Revenue .....	44,747,640.00	42,325,350.22	(2,422,289.78)
0.6% Tax .....	7,525,200.00	6,613,119.67	(912,080.33)
Breaks .....	3,419,800.00	3,123,059.45	(296,740.55)
Breaks under Chapter 550.26, F.S. ....	723,800.00	619,503.84	(104,296.16)
Miscellaneous Revenue .....	12,340.00	51,423.21	39,083.21
Refunds to Old Appropriations .....	37,000.00	26,223.24	(10,776.76)
Permanent Cancellations—Warrants .....			
<b>TOTAL REVENUE</b> .....	<b>\$ 93,741,380.00</b>	<b>\$ 84,666,316.14</b>	<b>\$ (9,075,063.86)</b>
<b>Expenditures:</b>			
Deposits to General Revenue Unallocated .....	\$ 60,150,748.00	\$ 50,061,940.24	\$ (10,088,807.76)
Transfers to General Revenue Unallocated .....	7,789,030.00	7,298,888.75	(490,141.25)
Service Charge to General Revenue .....	1,400,000.00	1,023,632.02	(376,367.98)
Transfers to Special Revenue Fund—Operations and (Capital Project) .....	3,362,602.00	5,246,725.84	1,884,123.84
Aid to Counties .....	21,038,000.00	21,038,000.00	
Other Non-Operating .....		(3,085.71)	(3,085.71)
Refunds .....	1,000.00	215.00	(785.00)
<b>TOTAL EXPENDITURES:</b> .....	<b>\$ 93,741,380.00</b>	<b>\$ 84,666,316.14</b>	<b>\$ (9,075,063.86)</b>
Excess (Deficiency) of Revenues Over Expenditures .....	\$ -0-	\$ -0-	\$ -0-
<b>ADDITIONAL HARNESS AND DOG TRACK TRUST FUND</b>			
<b>Revenues:</b>			
Taxes .....	\$ 18,998,960.00	\$ 16,386,537.48	\$ (2,612,422.52)
<b>Expenditures:</b>			
Transfers to General Revenue Unallocated .....	\$ 7,100,000.00	\$ 6,998,622.79	\$ (101,377.21)
Service Charge to General Revenue .....	780,000.00	510,414.69	(270,585.31)
Aid to Counties .....	8,877,500.00	8,877,500.00	
Refunds .....	500.00	-0-	500.00
<b>TOTAL EXPENDITURES</b> .....	<b>\$ 16,758,000.00</b>	<b>\$ 16,386,537.48</b>	<b>\$ (371,462.52)</b>
Excess (Deficiency) of Revenues Over Expenditures .....	\$ 2,240,960.00	\$ -0-	\$ (2,240,960.00)
<b>FLORIDA THOROUGHBRED BREEDERS PROMOTIONAL TRUST FUND</b>			
<b>Revenues:</b>			
Breaks .....	\$ -0-	\$ 129,160.21	\$ 129,160.21
<b>Expenditures:</b>			
Awards .....	-0-	-0-	-0-
Excess (Deficiency) of Revenues Over Expenditures .....	\$ -0-	\$ 129,160.21	\$ 129,160.21
<b>PARI-MUTUEL TAX COLLECTION TRUST FUND</b>			
<b>Revenues:</b>			
Taxes .....	\$ -0-	\$ 2,661,906.21	\$ 2,661,906.21
Licenses .....	-0-	929.00	929.00
<b>TOTAL REVENUE</b> .....	<b>\$ -0-</b>	<b>\$ 2,662,835.21</b>	<b>\$ 2,662,835.21</b>
<b>Expenditures:</b>			
Transfers to General Revenue Unallocated .....	\$ -0-	\$ 2,662,835.21	\$ 2,662,835.21
Excess (Deficiency) of Revenues Over Expenditures .....	\$ -0-	\$ -0-	\$ -0-



	<i>Estimated</i>	<i>Actual</i>	<i>Actual Over (Under) Estimate</i>
<b>COLLECTIONS FOR OTHER STATE FUNDS</b>			
<b>Revenues:</b>			
Breaks—Harness Horse Racing .....	\$ 160,000.00	\$ 157,056.32	\$ (2,943.68)
Breaks—Quarter Horse Racing .....	100,000.00	148,512.87	48,512.87
Charity Performances—Racing Scholarship Fund .....	642,100.00	663,573.13	21,473.13
Escheat Tickets—Principal State School Fund .....	2,058,000.00	1,881,068.65	(176,931.35)
<b>TOTAL REVENUES .....</b>	<b>\$ 2,960,100.00</b>	<b>\$ 2,850,210.97</b>	<b>\$ (109,889.03)</b>
<b>Expenditures:</b>			
Transfers to Department of Agriculture			
Harness Horse Racing Promotional Trust Fund .....	\$ 160,000.00	\$ 157,056.32	\$ (2,943.68)
Quarter Horse Racing Promotional Trust Fund .....	100,000.00	148,512.87	48,512.87
Transfers to Department of Education			
Racing Scholarship Trust Fund .....	642,100.00	663,573.13	21,473.13
Principal State School Trust Fund .....	2,058,000.00	1,881,068.65	(176,931.35)
<b>TOTAL EXPENDITURES .....</b>	<b>\$ 2,960,100.00</b>	<b>\$ 2,850,210.97</b>	<b>\$ (109,889.03)</b>
Excess (Deficiency) of Revenues Over Expenditures .....	-0-	-0-	-0-

Note: A supplemental statement of revenues and expenditures is shown for the Agency and Trust Funds as departmental accounting records are maintained on a modified accrual basis for all funds whereby revenues susceptible to accrual are recorded as revenues in the fiscal year earned.

**EXHIBIT "H"**  
**DIVISION OF PARI-MUTUEL WAGERING**

**AGENCY AND TRUST FUNDS**  
**STATEMENT OF CASH RECEIPTS AND DISBURSEMENTS**  
**FOR THE FISCAL YEAR ENDED JUNE 30, 1980**

	<i>Operating Trust Fund</i>
Cash Balance—July 1, 1979.....	\$ 291,682.64
<b>Receipts:</b>	
Registration Fees.....	31,210.00
Licenses.....	226,944.50
Taxes.....	74,478,187.08
0.6% Tax.....	6,956,508.86
Breaks.....	3,121,545.72
Breaks under Chapter 550.26, F.S.....	652,385.52
Charity Performances.....	
Escheat Tickets.....	
Miscellaneous Revenues.....	47,134.14
Refunds to Old Appropriations.....	26,223.24
Cancelled Warrants.....	
Return Check Collections.....	285.00
<b>TOTAL RECEIPTS.....</b>	<b>\$ 85,540,424.06</b>
Total Available.....	<b>\$ 85,832,106.70</b>
<b>Disbursements:</b>	
Deposits to General Revenue Unallocated.....	\$ 46,810,420.99
Transfers to General Revenue Unallocated.....	7,183,547.59
Service Charge to General Revenue.....	1,010,810.90
Transfers—Special Revenue Fund Operations.....	5,246,725.84
Aid to Counties.....	21,056,000.00
Payment of Awards.....	
Transfers to Department of Agriculture.....	
Harness Horse Racing Promotional Trust Fund.....	
Quarter Horse Racing Promotional Trust Fund.....	
Transfers to Department of Education.....	
Racing Scholarship Trust Fund.....	
Principal State School Trust Fund.....	
Transfers to Department of Commerce.....	
Bicentennial Trust Fund.....	
Refunds.....	215.00
Other Non-Operating.....	(3,085.71)
<b>TOTAL DISBURSEMENTS.....</b>	<b>\$ 81,304,634.61</b>
Cash Balance—June 30, 1980.....	<b>\$ 4,527,472.09</b>

<i>Additional Harness and Dog Track Trust Fund</i>	<i>Collections For Other Departments State of Florida</i>	<i>Pari-Mutuel Tax Collection Trust Fund</i>	<i>Florida Thoroughbred Breeders Promotional Trust Fund</i>
\$ 60,914.67	\$ -0-	\$ -0-	\$ -0-
17,280,844.72		209.00	
	317,031.95		
	663,573.13		
	2,232,865.45		
<u>\$ 17,280,844.72</u>	<u>\$ 3,213,470.53</u>	<u>\$ 209.00</u>	<u>\$ -0-</u>
<u>\$ 17,341,759.39</u>	<u>\$ 3,213,470.53</u>	<u>\$ 209.00</u>	<u>\$ -0-</u>
5,600,000.00			
693,703.14			
8,877,500.00			
	160,281.80		
	156,750.15		
	663,573.13		
	2,075,813.20		
<u>\$ 15,171,203.14</u>	<u>\$ 3,056,418.28</u>	<u>\$ -0-</u>	<u>\$ -0-</u>
<u>\$ 2,170,556.25</u>	<u>\$ 157,052.25</u>	<u>\$ 209.00</u>	<u>\$ -0-</u>

**EXHIBIT "I"**  
**DIVISION OF PARI-MUTUEL WAGERING**  
**FROM EXTRA DAYS OF RACING FOR**  
**BOARD OF REGENTS—SCHOLARSHIP FUND**

Associated Outdoor Clubs, Inc. ....	\$ 39,656.54
Bayard Raceways, Inc. ....	21,288.63
Biscayne Kennel Club, Inc. ....	103,242.04
Bonita-Ft. Myers Corp. ....	22,736.00
Dania Jai-Alai Palace, Inc. ....	26,928.52
Daytona Beach Kennel Club, Inc. ....	20,270.64
Florida Downs and Turf Club, Inc. ....	9,304.40
Florida Jai-Alai, Inc. ....	11,612.01
Ft. Pierce Jai-Alai, Inc. ....	5,759.80
Golden Crown Corporation ....	4,808.63
Gulfstream Park Racing Assoc., Inc. ....	30,217.82
Hialeah, Inc. ....	22,042.25
Investment Corporation of Palm Beach ....	24,258.65
Jefferson County Kennel Club, Inc. ....	6,980.64
Keys Racing Association, Ltd. ....	3,386.34
Miami Beach Kennel Club, Inc. ....	34,270.79
Miami Jai-Alai, Inc. ....	42,359.51
Ocala Jai-Alai, Inc. ....	2,736.72
Pensacola Greyhound Park, Inc. ....	9,087.50
St. Petersburg Kennel Club, Inc. ....	40,362.47
Sanford-Orlando Kennel Club, Inc. ....	17,923.35
Sarasota Kennel Club, Inc. ....	24,460.83
Sports Palace, Inc. ....	7,371.00
Tampa Jai-Alai, Inc. ....	10,523.92
Tourist Attractions, Inc. ....	26,594.00
Volusia Jai-Alai, Inc. ....	11,560.00
Washington County Kennel Club, Inc. ....	7,769.04
West Flagler Associates, Ltd. ....	76,061.09
<b>TOTAL RECEIPTS DEPOSITED TO</b>	
<b>SCHOLARSHIP FUND .....</b>	<b>\$663,573.13</b>

**EXHIBIT "J"**  
**DIVISION OF PARI-MUTUEL WAGERING**  
**FROM ESCHEATED PARI-MUTUEL TICKETS FOR**  
**PRINCIPAL OF STATE SCHOOL FUND**

	<i>From 1977-1978 Season</i>	<i>From 1978-1979 Season</i>	<i>Grand Total</i>
Associated Outdoor Clubs, Inc. ....	\$	\$ 90,139.50	\$
Biscayne Kennel Club, Inc. ....	89,535.60		
Bonita Ft. Myers Corp. ....		53,123.70	
Calder Race Course, Inc. ....	100,174.00		
Dania Jai-Alai Palace, Inc. ....		79,609.90	
Daytona Beach Kennel Club, Inc. ....	51,286.20		
Florida Downs and Turf Club, Inc. ....		41,920.40	
Florida Jai-Alai, Inc. ....		38,217.30	
Ft. Pierce Jai-Alai, Inc. ....	25,235.20		
The Fronton, Inc. ....		50,429.00	
Gator Downs Racing, Inc. ....	19,256.90		
Gulfstream Park Racing Assoc., Inc. ....		157,813.35	
Investment Corp. of South Florida ....		121,122.60	
Jacksonville Kennel Club, Inc. ....	54,025.70		
Jefferson County Kennel Club, Inc. ....	23,121.60		
Keys Racing Association, Ltd. ....		8,041.20	
Miami Beach Kennel Club, Inc. ....		40,675.00	
Miami Jai-Alai, Inc. ....		120,491.30	
Ocala Jai-Alai, Inc. ....	22,886.10		
Orange Park Kennel Club, Inc. ....		50,202.20	
Pensacola Greyhound Park, Inc. ....	29,508.10		
St. Petersburg Kennel Club, Inc. ....		115,641.50	
Sanford-Orlando Kennel Club, Inc. ....		68,186.60	
Sarasota Kennel Club, Inc. ....	59,201.80		
Seminole Park and Fairgrounds, Inc. ....	15,697.40		
Sports Palace, Inc. ....		30,643.20	
Tourist Attractions, Inc. ....		109,234.80	
Tropical Park, Inc. (at Calder) ....		53,557.50	
Volusia Jai-Alai, Inc. ....	41,293.30		
Washington County Kennel Club, Inc. ....	35,426.10		
West Flagler Associates, Ltd. ....	85,371.60		
<hr/>			
<b>TOTAL RECEIPTS DEPOSITED</b>			
<b>TO SCHOOL FUND</b> .....	<b>\$652,019.60</b>	<b>\$1,229,049.05</b>	<b>\$1,881,068.65</b>

**EXHIBIT "K"**  
**DIVISION OF PARI-MUTUEL WAGERING**  
**RACING REVENUE COLLECTED BY**  
**GEOGRAPHICAL LOCATION**

<b>Brevard County</b>			
Sports Palace, Inc.....	\$	\$ 1,009,852.00	.97%
<b>Broward County</b>			
Dania Jai-Alai Palace, Inc.....	2,882,091.40		
Gator Downs Racing, Inc. ....	126,486.94		
Gulfstream Park Racing Assoc., Inc. ....	4,048,030.24		
Investment Corp. of South Florida .....	7,508,451.50		
Tourist Attractions, Inc.....	<u>2,563,228.71</u>	17,128,288.79	16.47%
<b>Clay County</b>			
Orange Park Kennel Club, Inc. ....		3,194,278.79	3.07%
<b>Dade County</b>			
General Office—Miscellaneous			
Receipts and Licenses .....	74,168.38		
Biscayne Kennel Club, Inc.....	4,169,360.88		
Calder Race Course, Inc. ....	4,550,673.28		
Hialeah, Inc.....	5,079,799.84		
Miami Beach Kennel Club, Inc. ....	2,719,927.95		
Miami Jai-Alai, Inc. ....	3,746,657.07		
Tropical Park, Inc. (at Calder).....	3,152,723.33		
West Flagler Assoc., Ltd. ....	<u>10,898,063.15</u>	34,391,373.88	33.06%
<b>Duval County</b>			
Jacksonville Kennel Club, Inc.....		3,228,091.90	3.10%
<b>Escambia County</b>			
Pensacola Greyhound Park, Inc.....		1,539,353.89	1.48%
<b>Gadsden County</b>			
Golden Crown Corp.....		568,447.42	.55%
<b>Hillsborough County</b>			
Associated Outdoor Clubs, Inc. ....	5,843,002.32		
Florida Downs and Turf Club, Inc.....	522,268.82		
Tampa Jai-Alai, Inc. ....	<u>2,574,092.88</u>	8,939,364.02	8.59%
<b>Jefferson County</b>			
Jefferson County Kennel Club, Inc. ....		1,150,336.74	1.11%

<b>Lee County</b>		
Bonita-Ft. Myers Corporation .....	\$	\$ 2,444,247.30 2.35%
<b>Marion County</b>		
Ocala Jai-Alai, Inc. ....		934,929.67 .90%
<b>Monroe County</b>		
Keys Racing Assoc., Ltd. ....		340,198.23 .33%
<b>Palm Beach County</b>		
Investment Corp. of Palm Beach .....		4,467,069.23 4.29%
<b>Pinellas County</b>		
St. Petersburg Kennel Club, Inc. ....		7,195,295.22 6.92%
<b>St. John's County</b>		
Bayard Raceways, Inc. ....		1,988,262.42 1.91%
<b>St. Lucie County</b>		
Ft. Pierce Jai-Alai, Inc. ....		1,151,865.49 1.11%
<b>Sarasota County</b>		
Sarasota Kennel Club, Inc. ....		3,447,402.20 3.31%
<b>Seminole County</b>		
Florida Jai-Alai, Inc. ....	1,550,205.68	
Sanford-Orlando Kennel Club, Inc. ....	3,784,911.78	
Seminole Park and Fairgrounds, Inc. ....	<u>53,253.91</u>	5,388,371.37 5.18%
<b>Volusia County</b>		
Daytona Beach Kennel Club, Inc. ....	2,689,720.96	
Volusia Jai-Alai, Inc. ....	<u>1,512,462.28</u>	4,202,183.24 4.04%
<b>Washington County</b>		
Washington County Kennel Club, Inc. ....		<u>1,315,659.41</u> 1.26%
<b>TOTAL FISCAL</b>		
<b>YEAR RECEIPTS.....</b>		<u>\$104,024,871.21 100.00%</u>

Note: These figures do not include any Scholarship/Charity Day or Breakage Trust Fund Amounts.

**EXHIBIT "L"**  
**DIVISION OF PARI-MUTUEL WAGERING**  
**PAID ATTENDANCE, PARI-MUTUEL HANDLE, STATE REVENUE**  
**Season 1931-32 Thru Season 1979-80**

<i>Season</i>	<i>Number of Racing Days</i>	<i>Total Paid Attendance</i>	<i>Total Pari-Mutuel Handle</i>	<i>State Revenue as a Percent of Handle</i>	<i>Total State Revenue</i>
1931-1932	462	1,157,161	\$ 17,365,424.00	4.24%	\$ 737,300.70
1932-1933	550	1,281,017	19,146,938.00	3.99	763,877.09
1933-1934	609	1,591,024	27,549,567.00	3.89	1,072,364.22
1934-1935	775	2,024,636	36,577,493.00	3.83	1,401,176.87
1935-1936	906	1,854,292	38,826,132.00	3.70	1,436,957.07
1936-1937	1,029	2,330,964	50,121,647.00	3.67	1,838,338.53
1937-1938	1,053	2,401,367	54,047,114.00	3.64	1,969,740.68
1938-1939	1,025	2,373,271	55,272,416.00	3.62	2,000,758.63
1939-1940	1,057	2,517,436	64,388,377.00	3.58	2,302,834.13
1940-1941	902	2,695,464	68,280,202.00	3.57	2,436,374.09
1941-1942	972	2,195,080	63,601,585.00	6.91	4,392,861.86
1942-1943	734	854,256	26,658,646.00	4.00	1,066,087.70
1943-1944	982	2,458,933	109,561,969.00	6.23	6,824,272.72
1944-1945	333	945,341	35,171,557.00	5.71	2,007,853.08
1945-1946	1,442	4,448,084	211,571,289.00	7.35	15,554,033.94
1946-1947	1,298	4,444,543	194,710,333.00	7.54	14,680,730.51
1947-1948	1,318	4,344,479	180,647,561.00	7.50	13,542,407.27
1948-1949	1,404	4,641,038	178,171,736.00	7.42	13,222,461.84
1949-1950	1,377	4,539,742	178,842,858.00	7.33	13,101,521.89
1950-1951	1,378	4,643,293	204,385,597.00	7.34	14,997,486.10
1951-1952	1,432	5,279,674	248,728,380.00	7.27	18,090,497.77
1952-1953	1,549	5,732,369	272,696,059.00	7.24	19,734,513.61
1953-1954	1,722	5,812,577	276,681,999.00	7.24	20,026,021.78
1954-1955	1,731	5,809,467	284,044,131.00	7.22	20,521,462.81
1955-1956	1,879	5,915,941	310,681,432.00	7.78	24,180,833.82
1956-1957	1,907	6,035,932	322,948,073.00	7.73	24,969,496.52
1957-1958	2,012	5,626,152	315,546,506.00	7.70	24,306,949.76
1958-1959	2,055	5,966,709	329,141,335.00	7.64	25,157,459.81
1959-1960	2,180	6,209,688	347,947,488.00	7.65	26,609,331.64
1960-1961	2,216	6,328,535	344,173,946.00	7.60	26,163,297.64
1961-1962	2,273	6,735,583	363,082,896.00	7.55	27,420,986.32
1962-1963	2,276	6,919,691	374,598,480.00	7.58	28,392,064.52
1963-1964	2,335	7,878,991	418,056,340.00	7.54	31,503,458.39
1964-1965	2,318	8,537,248	462,298,032.00	7.57	34,984,262.18
1965-1966	2,498	8,969,589	500,471,936.00	7.53	37,667,499.22
1966-1967	2,596	9,020,232	515,430,636.00	7.45	38,408,241.36
1967-1968	2,537	9,459,239	563,772,040.00	7.45	41,980,547.50
1968-1969	2,623	9,912,630	630,034,977.00	7.42	46,743,699.90
1969-1970	2,678	10,735,962	712,244,838.00	7.28	51,882,798.39
1970-1971	2,873	11,737,046	778,550,830.00	7.18	55,876,621.72
1971-1972	2,959	12,769,157	864,502,920.00	7.06	61,038,724.52
1972-1973	3,019	13,747,714	978,174,354.00	7.02	68,669,716.49
1973-1974	3,160	14,883,698	1,083,208,538.00	7.05	76,315,213.03
1974-1975	3,229	16,192,983	1,156,152,799.00	7.21	83,593,771.84
1975-1976	3,252	16,293,398	1,168,767,050.00	7.27	84,996,163.58
1976-1977	3,307	16,276,898	1,244,159,788.00	7.18	89,376,224.14
1977-1978	3,416	16,789,933	1,361,155,037.00	6.70	91,211,859.38
1978-1979	3,514	17,274,154	1,547,072,800.00	6.71	103,829,406.55
1979-1980	3,380	16,223,047	1,588,944,696.00	6.73	107,009,882.79
<b>Totals</b>	<b>92,532</b>	<b>342,815,658</b>	<b>\$21,178,166,777.00</b>	<b>7.11%</b>	<b>\$1,506,010,445.90</b>



**EXHIBIT "M"**  
**DIVISION OF PARI-MUTUEL WAGERING**  
**SUMMARY OF ADDITIONAL DAYS OF RACING HELD FOR**  
**CHARITABLE PURPOSES DURING FISCAL PERIOD**

	<i>Date</i>	<i>Statutory Authority</i>	<i>Beneficiary</i>	<i>Paid Attendance</i>	<i>Pari-Mutuel Handle</i>
Associated Outdoor Clubs, Inc.	9-11-79	63-738	Univ. Tampa Scholar.	4,161	\$ 390,024
	9-18-79	550.08	Board of Regents	4,052	368,664
	9-25-79	550.03	Charity	2,997	333,236
Biscayne Kennel Club, Inc.	10- 8-79	550.03	Charity	5,193	631,667
	10-18-79	550.03	Charity	6,505	784,234
	10-25-79	65-1049	Miami-Dade Com. Col.	5,674	673,565
	11- 1-79	550.08	Board of Regents	6,242	804,200
Bonita-Ft. Myers Corporation	12-13-79	550.03	Charity	1,491	131,102
	12-19-79	550.03	Edison Com. Col.	1,612	130,622
	12-20-79	550.08	Board of Regents	1,428	131,350
Calder Race Course, Inc.	10- 2-79	550.41	Charity	3,672	522,318
	10- 9-79	550.41	Charity	4,156	607,598
	10-16-79	550.41	Charity	4,458	643,106
	10-23-79	550.41	Charity	4,628	700,384
	5-13-80	550.41	Charity	6,105	849,371
	5-27-80	550.41	Charity	5,141	685,390
	6- 3-80	550.41	Charity	5,137	702,415
	6-10-80	550.41	Charity	5,035	691,165
6-17-80	550.41	Charity	5,101	671,488	
Dania Jai-Alai Palace, Inc.	1- 9-80	550.03	Broward Com. Col.	5,348	316,888
	3-26-80	550.03	Charity	4,286	249,006
	3-31-80	550.08	Board of Regents	3,084	200,950
	4-16-80	550.03	Charity	3,255	220,606
Daytona Beach Kennel Club, Inc.	9- 4-79	550.08	Board of Regents	2,011	190,502
	9- 5-79	550.03	Charity	2,261	198,728
	9- 6-79	550.03	Charity	2,345	192,282
Florida Downs and Turf Club, Inc.	2- 5-80	550.03	Charity	2,963	336,198
	2- 8-80	550.03	Charity	3,115	360,398
	2-15-80	550.03	Univ. of Tampa	2,967	352,100
	3- 4-80	550.08	Board of Regents	2,718	305,810
	3- 7-80	67-620	St. Leo's College	3,000	323,254
	3-14-80	67-620	Arts Council of Tampa	3,188	307,828
	3-18-80	550.03	St. Petersburg Com. Col. & Hillsborough Com. Col.	3,070	307,038
	3-21-80	550.03	Pasco Hernando Com. Col.	2,781	325,296
Florida Jai-Alai, Inc.	10-10-79	68-60	Seminole Com. Col.	1,849	114,491
	10-30-79	550.03	Charity	1,778	125,483
	12-26-79	550.03	Charity	2,243	137,308
	1- 2-80	550.03	Fla. A. & M. Univ.	1,763	112,826
Ft. Pierce Jai-Alai, Inc.	9- 5-79	550.08	Board of Regents	1,191	95,775
Golden Crown Corp.	3-25-80	550.03	Fla. A. & M. Univ.	762	55,711
	4-15-80	550.03	Charity	707	52,549
	4-22-80	550.08	Board of Regents	670	50,362
	5-13-80	550.03	Charity	604	44,846
	5-20-80	550.03	Fla. A. & M. Univ.	623	45,098

	<i>Date</i>	<i>Statutory Authority</i>	<i>Beneficiary</i>	<i>Paid Attendance</i>	<i>Pari-Mutuel Handle</i>
Gulfstream Park Racing Assoc., Inc.	*5- 1-80	550.03	Charity	5,344	973,576
	5- 2-80	550.08	Board of Regents	5,535	945,274
	5- 5-80	550.03	Charity	6,374	1,044,159
	5- 6-80	550.03	Charity	5,651	956,252
Investment Corp. of Palm Beach	12-12-79	550.08	Board of Regents	2,808	296,340
	12-18-79	550.03	Fla. Atlantic Univ. Palm Beach Jr. Col., Boca Raton	3,397	344,410
	12-19-89	550.03	Charity	2,673	258,828
	12-20-79	550.03	Charity	2,996	289,280
Investment Corp. of South Florida	12-18-79	550.08	Board of Regents	4,891	478,560
	12-20-79	550.03	Univ. of Miami & United Way	4,905	486,524
	12-21-79	550.03	Nova Univ.	5,788	573,048
Jacksonville Kennel Club, Inc.	9-11-79	550.03	Jacksonville Univ., Ed Waters Col., United Fund Way	2,453	220,038
	10- 9-79	550.03	Charity	2,330	234,037
Jefferson County Kennel Club, Inc.	9- 5-79	550.03	Monticello Opera Co.	1,374	129,401
	5-27-80	550.08	Board of Regents	829	77,530
	5-28-80	550.03	Charity	912	83,529
	5-29-80	550.03	Charity	1,060	104,071
Keys Racing Assoc., Ltd.	3-12-80	550.03	United Way	504	35,126
	3-19-80	550.03	Fla. Keys Com. Col.	563	36,562
	3-26-80	550.08	Board of Regents	428	29,700
Miami Beach Kennel Club, Inc.	4- 2-80	550.03	Charity	3,365	336,714
	4- 3-80	550.03	Univ. of Miami & F.I.U.	3,387	352,812
	4- 8-80	550.03	Charity	3,313	339,588
	4-22-80	550.08	Board of Regents	2,980	305,064
Miami Jai-Alai, Inc.	3- 4-80	550.03	Univ. of Miami etal.	4,741	381,001
	3-11-80	550.03	Univ. of Miami etal.	4,763	382,490
	3-18-80	550.03	Univ. of Miami etal.	4,241	362,507
	3-25-80	550.03	Historic Preservation Trust Fund	3,907	322,441
	4- 1-80	550.08	Board of Regents	4,100	363,219
	4- 8-80	72-457	Barry College & Fla. Mem. Col.	4,090	360,638
Ocala Jai-Alai, Inc.	10-16-79	550.03	Charity	444	27,338
	10-23-79	550.03	Charity	640	43,693
	10-30-79	550.08	Board of Regents	683	44,852
Orange Park Kennel Club, Inc.	1-10-80	550.03	Charity	2,458	270,811
	2-12-80	550.03	Charity	2,057	210,265
Pensacola Greyhound Park, Inc.	5- 6-80	550.03	Univ. of W. Fla. & Pensacola Jr. Col.	1,295	104,554
	5-13-80	550.08	Board of Regents	1,335	106,476
	5-20-80	550.03	Pensacola Greyhound Racing Non-Sectarian	1,476	111,960
	5-27-80	550.03	Greyhound Park Foundation	1,128	89,210

\*Denotes Day Run for Hialeah, Inc.

	<i>Date</i>	<i>Statutory Authority</i>	<i>Beneficiary</i>	<i>Paid Attendance</i>	<i>Pari-Mutuel Handle</i>
St. Petersburg Kennel Club, Inc.	1- 8-80	550.08	Board of Regents	4,602	386,484
	1-15-80	550.03	St. Petersburg Jr. Col. Eckerd College	5,166	485,198
	1-22-80	550.03	United Way of Pinellas County	5,299	508,948
Sanford-Orlando Kennel Club Inc.	1- 1-80	550.08	Board of Regents	2,025	165,616
	1- 8-80	68-60	Seminole Com. College	2,295	216,560
	1-15-80	550.03	Charity	2,500	252,344
	1-24-80	550.03	Sentinel-Star	2,791	248,081
Sarasota Kennel Club, Inc.	5-13-80	550.08	Board of Regents	2,813	258,479
	5-20-80	550.03	Manatee Jr. Col. & New College	2,867	240,585
	5-27-80	550.03	Charity	2,437	213,925
Sports Palace, Inc.	10-24-79	550.03	Charity	1,278	92,799
	10-31-79	550.08	Board of Regents	1,064	83,787
	12-12-79	550.03	Charity	1,188	93,710
Tampa Jai-Alai, Inc.	4-22-80	550.03	Brandon Cultural Ctr. Civic Assoc.	3,218	196,268
	4-29-80	67-620	Tampa Arts Council	2,749	172,903
	5- 6-80	550.03	Charity	2,619	197,433
	5-13-80	550.03	Charity	2,806	204,227
	5-20-80	550.03	Historic Preservation Trust Fund	2,687	195,079
	5-27-80	67-620	St. Leo's College	2,532	186,034
	6- 3-80	550.08	Board of Regents	3,020	231,648
Tourist Attractions, Inc.	1- 2-80	550.03	Charity	3,649	414,290
	1- 8-80	550.03	Charity	3,798	366,366
	1- 9-80	550.08	Board of Regents	4,060	383,675
Tropical Park, Inc. (at Calder)	11-13-79	72-457	Charity	5,626	805,236
	11-20-79	65-1049	Charity	5,529	853,942
	11-27-79	550.03	Charity	5,886	913,512
	12- 4-79	550.03	Charity	5,949	981,834
	12-11-79	550.03	Charity	5,717	878,136
Volusia Jai-Alai, Inc.	7-10-79	550.03	Charity	1,737	107,075
	7-17-79	550.03	Charity	1,593	97,319
	7-24-79	550.08	Board of Regents	1,895	114,166
	6- 4-80	550.03	Charity	1,690	114,155
	6-11-80	550.03	Charity	1,710	107,371
	6-23-80	550.03	Charity	1,505	104,015
	6-30-80	550.08	Board of Regents	1,396	93,502
Washington County Kennel Club, Inc.	5-20-80	550.08	Board of Regents	992	106,272
	5-21-80	550.03	Vernon High School & Chipley Q. Club & Cty. Sheriff Aux. etc.	957	96,324
	5-27-80	550.03	Vernon High School & Chipley Q. Club & Cty. Sheriff Aux. etc.	950	82,084
West Flagler Associates, Ltd.	12-20-79	550.03	Charity	3,105	368,626
	12-24-79	550.08	Board of Regents	4,524	507,150
	12-26-79	550.03	Charity	3,532	389,830
	12-27-79	550.03	Charity	4,054	420,860





**BISCAYNE KENNEL CLUB, INC.**  
817 Dade Federal Building, Miami, Florida 33131

*Officers*

James C. Knight, *President*  
Ellen W. McDonnell, *Executive Vice-President & Secretary*  
Charles E. Jordon *Treasurer*

*Directors*

Charles E. Jordon	Charles N. Leigh	Ellen W. Spitzer
James C. Knight	Robert M. McDanald	Ellen W. McDonnell
Atwood Dunwody	John R. Knight	Marilyn A. West

Dog Track — Miami

1 Racing Days —	July 2, 1979	— 2 Performances
<u>50</u>	Sept. 5, 1979 to Nov. 6, 1979	<u>74</u>
51		76

Pari-Mutuel Handle .....	\$52,955,767.00
Average Performance .....	696,786.41
Average Wager per Capita .....	119.37
<i>(Based on Taxable Admissions)</i>	
Total Paid Attendance .....	443,618
Average Paid Attendance per Performance .....	5,837

Distribution of Handle

Redistributed to Public as Winnings .....	\$43,481,067.16
---	-----------------

Paid to State

Tax on Handle .....	\$ 3,960,798.42
Breakage .....	154,484.72
Total for State .....	\$ 4,115,283.14

Retained by Track / Fronton .....	<u>\$ 5,359,416.70</u>
-----------------------------------	------------------------

Grand Total Handle .....	<u>\$52,955,767.00</u>
--------------------------	------------------------

Other State Income

Admission Tax .....	\$ 45,513.74
Occupational Licenses .....	7,764.00
Kennel Names .....	<u>800.00</u>

Total Other State Income .....	<u>\$ 54,077.74</u>
--------------------------------	---------------------

Total Purses Paid: 1978-1979 Season \$2,415,847.00  
Seating Capacity: 8,500—Parking: 6,500 spaces  
Overall Length of Track: 1,485 feet  
Length of Stretch: 352 feet—Width of Track: 19 feet  
Equipment: Double, Inside Lure, American Totalisator, Inc.

**BONITA-FT. MYERS CORPORATION**  
P. O. Box 250, Bonita Springs, Florida 33923

*Officers*

David Hecht, *Chairman of the Board* Paul Lewin, *President*

*Directors*

David Hecht Paul Lewin Sidney Lefcourt  
Barbara Hecht Neal Amdur Arthur Posner

Dog Track — Bonita Springs  
105 Racing Days — Dec. 6, 1979 to April 4, 1980 — 159 Performances

Pari-Mutuel Handle .....	\$31,590,588.00
Average Performance .....	198,682.94
Average Wager per Capita .....	78.77
<i>(Based on Taxable Admissions)</i>	
Total Paid Attendance .....	401,032
Average Paid Attendance per Performance .....	2,522

Distribution of Handle

Redistributed to Public as Winnings ..... \$25,899,837.12

Paid to State

Tax on Handle .....	\$ 2,267,325.12
Breakage .....	130,806.96
Total for State .....	<u>\$ 2,398,132.08</u>

Retained by Track/Fronton ..... \$ 3,292,618.80

Grand Total Handle ..... \$31,590,588.00

Other State Income

Admission Tax .....	\$ 43,539.22
Occupational Licenses .....	2,526.00
Kennel Names .....	<u>50.00</u>

Total Other State Income ..... \$ 46,115.22

Total Purses Paid: \$822,591.00  
Seating Capacity: 5,000—Parking: 4,000 spaces  
Overall Length of Track: 1,320 feet  
Length of Stretch: 300 feet—Width of Track: 18 feet  
Equipment: Double, Inside Lure, Autote, Ltd.





**INVESTMENT CORPORATION OF PALM BEACH**  
**P. O. Box 790, West Palm Beach, Florida 33409**

*Officers*

Patrick J. Rooney, <i>President</i>	John T. Macartney, <i>Vice-President</i>
Timothy J. Rooney, <i>Vice-President</i>	Arthur J. Rooney, Jr., <i>Secretary</i>
John J. Rooney, <i>Vice-President</i>	Daniel M. Rooney, <i>Treasurer</i>

*Directors*

Arthur J. Rooney, Sr.	John J. Rooney	Patrick J. Rooney
Timothy J. Rooney	Daniel M. Rooney	Arthur J. Rooney, Jr.
	John T. Macartney	

Dog Track — West Palm Beach  
 105 Racing Days — Nov. 23, 1979 to April 26, 1980 — 159 Performances

Pari-Mutuel Handle .....	\$57,263,636.00
Average Performance .....	360,148.65
Average Wager per Capita .....	89.67
<i>(Based on Taxable Admissions)</i>	
Total Paid Attendance .....	638,615
Average Paid Attendance per Performance .....	4,016
 Distribution of Handle	
Redistributed to Public as Winnings .....	\$47,010,302.41
 Paid to State	
Tax on Handle .....	\$ 4,218,476.14
Breakage .....	174,933.85
Total for State .....	\$ 4,393,409.99
 Retained by Track/Fronton .....	 \$ 5,859,923.60
 Grand Total Handle .....	 \$57,263,636.00
 Other State Income	
Admission Tax .....	\$ 69,638.24
Occupational Licenses .....	3,871.00
Kennel Names .....	150.00
 Total Other State Income .....	 \$ 73,659.24

Total Purses Paid: \$1,415,853.23  
 Seating Capacity: 4,400—Parking: 3,500 spaces  
 Overall Length of Track: 1,320 feet  
 Length of Stretch: 350 feet—Width of Track: 20 feet  
 Equipment: Single, Inside Lure, Autotote, Ltd.

INVESTMENT CORPORATION OF SOUTH FLORIDA  
P. O. Box 2007, Hollywood, Florida 33022

*Officers*

Bernard Hartman, *President*  
Herbert Tyner, *Secretary*  
Perrine Palmer, *Executive Vice-President and Gen. Mgr.*  
John Lipson, *Treasurer*

*Directors*

Bernard Hartman                      Walter Muller                      Herbert Tyner

Dog Track — Hollywood

105 Racing Days — Dec. 14, 1979 to April 22, 1980 — 159 Performances

Pari-Mutuel Handle .....	\$95,373,089.00
Average Performance .....	599,830.75
Average Wager per Capita .....	95.44
<i>(Based on Taxable Admissions)</i>	
Total Paid Attendance .....	999,262
Average Paid Attendance per Performance .....	6,285

Distribution of Handle

Redistributed to Public as Winnings .....	\$78,313,053.27
Paid to State	
Tax on Handle .....	\$ 7,114,794.92
Breakage .....	274,371.91
Total for State .....	\$ 7,389,166.83

Retained by Track / Fronton .....

	\$ 9,670,868.90
--	-----------------

Grand Total Handle .....

	\$95,373,089.00
--	-----------------

Other State Income

Admission Tax .....	\$ 114,284.17
Occupational Licenses .....	4,800.50
Kennel Names .....	200.00

Total Other State Income .....

	\$ 119,284.67
--	---------------

Total Purses Paid: \$2,178,386.00  
Seating Capacity: 8,500—Parking: 5,000 spaces  
Overall Length of Track: 1,372 feet  
Length of Stretch: 300 feet—Width of Track: 22 feet  
Equipment: Single, Inside Lure, American Totalisator, Inc.

JACKSONVILLE KENNEL CLUB, INC.  
P. O. Box 1895, Jacksonville, Florida 32201

*Officers*

James J. Patton, *President*  
Donald W. Howell, *Vice-President*  
Charles W. Bidwill, *Secretary-Treasurer*  
John A. Rush, *Assistant Secretary and Treasurer*

*Directors*

James J. Patton	Carl T. Hoffman	John J. Patton
Donald W. Howell	Robert J. Pitocchelli	Charles Bidwill
John A. Rush, Sr.	John C. Howell	William H. Johnston, Jr.

	Dog Track — Jacksonville	
2 Racing Days —	Sept. 3, 1979 to Sept. 4, 1979	— 3 Performances
<u>104</u>	Sept 5, 1979 to Jan. 5, 1980	<u>141</u>
106		144

Pari-Mutuel Handle .....	\$42,143,361.00
Average Performance .....	292,662.23
Average Wager per Capita .....	92.91
<i>(Based on Taxable Admissions)</i>	
Total Paid Attendance .....	453,600
Average Paid Attendance per Performance .....	3,150

Distribution of Handle	
Redistributed to Public as Winnings .....	\$34,635,335.15

Paid to State	
Tax on Handle .....	\$ 3,081,935.59
Breakage .....	<u>90,794.16</u>
Total for State .....	\$ 3,172,729.75

Retained by Track/Fronton .....	\$ 4,335,296.10
---------------------------------	-----------------

Grand Total Handle .....	<u>\$42,143,361.00</u>
--------------------------	------------------------

Other State Income	
Admission Tax .....	\$ 54,369.15
Occupational Licenses .....	<u>993.00</u>

Total Other State Income .....	<u>\$ 55,362.15</u>
--------------------------------	---------------------

Total Purses Paid: \$1,267,406.82  
Seating Capacity: 5,000—Parking: 3,500 spaces  
Overall Length of Track: 1,408 feet  
Length of Stretch: 350 feet—Width of Track: 18 feet  
Equipment: Single, Outside Lure, American Totalisator, Inc.

JEFFERSON COUNTY KENNEL CLUB, INC.  
P. O. Box 400, Monticello, Florida 32344

*Officers*

Steve Andris, *President*  
M. Howard Williams, *Vice-President*  
Andy Andris, *Secretary-Treasurer*

*Directors*

Andy Andris	William C. Hawkins	Nathaniel W. Polak
Steve Andris		M. Howard Williams

	Dog Track — Monticello	
54 Racing Days —	July 2, 1979 to Sept. 3, 1979	— 65 Performances
21	Sept. 6, 1979 to Sept. 29, 1979	25
30	May 23, 1980 to June 30, 1980	36
<u>105</u>		<u>126</u>

Pari-Mutuel Handle .....	\$15,520,416.00
Average Performance .....	123,177.90
Average Wager per Capita .....	84.71
<i>(Based on Taxable Admissions)</i>	
Total Paid Attendance .....	183,212
Average Paid Attendance per Performance .....	1,454

Distribution of Handle	
Redistributed to Public as Winnings .....	\$12,704,929.24

Paid to State	
Daily License Fee .....	\$ 26,000.00
Tax on Handle .....	1,045,162.01
Breakage .....	<u>57,836.53</u>
Total for State .....	\$ 1,128,998.54

Retained by Track/Fronton .....	\$ 1,686,488.22
---------------------------------	-----------------

Grand Total Handle .....	<u>\$15,520,416.00</u>
--------------------------	------------------------

Other State Income	
Admission Tax .....	\$ 18,321.20
Occupational Licenses .....	2,667.00
Kennel Names .....	<u>350.00</u>

Total Other State Income .....	<u>\$ 21,338.20</u>
--------------------------------	---------------------

Total Purses Paid: \$331,938.40  
Change in Tax Structure eff. 6/4/80  
Seating Capacity: 1,800—Parking: 1,900 spaces  
Overall Length of Track: 1,426 feet  
Length of Stretch: 361 feet—Width of Track: 20 feet  
Equipment: Single, Inside Lure, American Totalisator, Inc.

KEYS RACING ASSOCIATION, LTD.  
P. O. Box 2451, Key West, Florida 33040

*General Partner*  
Pensacola Greyhound Racing, Inc.

*Limited Partners*  
George Coury      Estate of Joseph E. Carney, Sr.      George Kastenbaum

*Officers*  
Joseph E. Carney, Jr., *President*      Joshua J. Segal, *Vice-President*  
James H. Look, *Secretary*      Dr. Thomas F. Carney, *Treasurer*

*Directors*  
Dr. Thomas F. Carney      Joseph E. Carney, Jr.      James H. Look  
Abe Levin      Joshua J. Segal

Dog Track — Key West  
105 Racing Days — Dec. 10, 1979 to April 15, 1980 — 125 Performances

Pari-Mutuel Handle .....	\$ 5,422,042.00
Average Performance .....	43,376.34
Average Wager per Capita .....	73.31
<i>(Based on Taxable Admissions)</i>	
Total Paid Attendance .....	73,960
Average Paid Attendance per Performance .....	592
Distribution of Handle	
Redistributed to Public as Winnings .....	\$ 4,444,553.57
Paid to State	
Tax on Handle .....	\$ 308,474.91
Breakage .....	23,209.32
Total for State .....	\$ 331,684.23
Retained by Track / Fronton .....	\$ 645,804.20
Grand Total Handle .....	\$ 5,422,042.00
Other State Income	
Admission Tax .....	\$ 7,396.00
Occupational Licenses .....	1,118.00
Total Other State Income .....	\$ 8,514.00

Total Purses Paid: \$153,600.00  
Seating Capacity: 550—Parking: 400 spaces  
Overall Length of Track: 1,320 feet  
Length of Stretch: 175 feet—Width of Track: 19 feet  
Equipment: Single, Inside Lure, American Totalisator, Inc.

**MIAMI BEACH KENNEL CLUB, INC.**  
 33 South Collins Avenue, Miami Beach, Florida 33139

*Officers*

James J. Patton, *President*                      Charles W. Bidwill, Jr., *Vice-President*  
 William H. Johnston, Jr., *Secretary*                      Carl T. Hoffman, *Treasurer*

*Directors*

James J. Patton    William H. Johnston, Jr.  
 Charles W. Bidwill, Jr.    Carl T. Hoffman

Dog Track — Miami Beach  
 104 Racing Days — Jan. 10, 1980 to May 14, 1980 — 104 Performances

Pari-Mutuel Handle .....	\$35,051,080.00
Average Performance .....	337,029.62
Average Wager per Capita .....	92.49
<i>(Based on Taxable Admissions)</i>	
Total Paid Attendance .....	378,970
Average Paid Attendance per Performance .....	3,644
 Distribution of Handle	
Redistributed to Public as Winnings .....	\$28,779,893.48
 Paid to State	
Tax on Handle .....	\$ 2,576,592.16
Breakage .....	102,196.36
Total for State .....	\$ 2,678,788.52
 Retained by Track/Fronton .....	 \$ 3,592,398.00
 Grand Total Handle .....	 \$35,051,080.00
 Other State Income	
Admission Tax .....	\$ 39,168.43
Occupational Licenses .....	1,721.00
Kennel Names .....	250.00
 Total Other State Income .....	 \$ 41,139.43

Total Purses Paid: \$767,405.16  
 Seating Capacity: 5,852—Parking: 3,000 spaces  
 Overall Length of Track: 1,060 feet  
 Length of Stretch: 214 feet—Width of Track: 19 feet  
 Equipment: Single, Outside Lure, American Totalisator, Inc.

**ORANGE PARK KENNEL CLUB, INC.**  
P. O. Box 1895, Jacksonville, Florida 32201

*Officers*

James J. Patton, <i>President</i>	John A. Rush, Sr., <i>Vice-President</i>
Donald W. Howell, <i>Secretary</i>	William H. Johnston, Jr., <i>Treasurer</i>

*Directors*

Donald W. Howell	James J. Patton	John A. Rush, Sr.
Charles W. Bidwill,	Carl T. Hoffman	John C. Howell
William H. Johnston, Jr.	John J. Patton	Robert J. Pitocchelli

Dog Track — Jacksonville

105 Racing Days — January 8, 1980 to May 10, 1980 — 141 Performances

Pari-Mutuel Handle .....	\$41,751,385.00
Average Performance .....	296,109.11
Average Wager per Capita .....	100.47
<i>(Based on Taxable Admissions)</i>	
Total Paid Attendance .....	415,558
Average Paid Attendance per Performance .....	2,947

Distribution of Handle

Redistributed to Public as Winnings .....	\$34,313,002.51
---	-----------------

Paid to State

Tax on Handle .....	\$ 3,054,664.90
Breakage .....	90,139.09
Total for State .....	\$ 3,144,803.99

Retained by Track / Fronton .....	\$ 4,293,578.50
-----------------------------------	-----------------

Grand Total Handle .....	<u>\$41,751,385.00</u>
--------------------------	------------------------

Other State Income

Admission Tax .....	\$ 48,578.80
Occupational Licenses .....	<u>896.00</u>

Total Other State Income .....	<u>\$ 49,474.80</u>
--------------------------------	---------------------

Total Purses Paid: \$1,290,610.53  
Seating Capacity: 4,050—Parking: 4,000 spaces  
Overall Length of Track: 1,408 feet  
Length of Stretch: 350 feet—Width of Track: 20 feet  
Equipment: Single, Outside Lure, American Totalisator, Inc.

PENSACOLA GREYHOUND PARK, INC.

P. O. Box 803, Pensacola, Florida 32594

*Officers*

Joseph E. Carney, Jr., *President*      Dr. Thomas F. Carney, *Vice-President*  
 James H. Look, *Secretary*              Abe Levin, *Treasurer*

*Directors*

Joseph E. Carney, Jr.              James H. Look                      Abe Levin  
 Dr. Thomas F. Carney              Joshua J. Segal

Dog Track — Pensacola		
46 Racing Days —	July 2, 1979 to Sept. 3, 1979	— 70 Performances
20	Sept. 5, 1979 to Oct. 8, 1979	31
39	May 2, 1980 to June 30, 1980	58
<u>105</u>		<u>159</u>

Pari-Mutuel Handle .....	\$20,846,344.00
Average Performance .....	131,109.08
Average Wager per Capita .....	87.67
<i>(Based on Taxable Admissions)</i>	
Total Paid Attendance .....	237,792
Average Paid Attendance per Performance .....	1,496

Distribution of Handle	
Redistributed to Public as Winnings .....	\$17,075,534.98

Paid to State	
Daily License Fee .....	\$ 26,000.00
Tax on Handle .....	1,422,212.03
Breakage .....	59,731.47
Total for State .....	\$ 1,507,943.50

Retained by Track/Fronton .....	\$ 2,248,418.84
Restricted Funds:	
Withheld for Capital Improvement .....	14,446.68
Total for Track/Fronton .....	\$ 2,262,865.52

Grand Total Handle .....	\$20,846,344.00
--------------------------	-----------------

Other State Income	
Admission Tax .....	\$ 26,989.39
Occupational Licenses .....	4,221.00
Kennel Names .....	200.00
Total Other State Income .....	\$ 31,410.39

Total Purses Paid: 1978-1979 Season \$605,012.47  
 Change in Tax Structure eff. 6/4/80  
 Seating Capacity: 3,000—Parking: 2,500 spaces  
 Overall Length of Track: 1,320 feet  
 Length of Stretch: 195 feet—Width of Track: 23 feet  
 Equipment: Single, Inside Lure, Western Totalisator, Ltd.



ST. PETERSBURG KENNEL CLUB, INC.  
10490 Gandy Boulevard, St. Petersburg, Florida 33702

Officers

A. V. Weaver, Jr., *President* Mrs. Pearl Hankins, *Vice-President*  
Joyce W. Brooks, *Vice-President* William B. Heindel, *Secretary-Treasurer*

Directors

Patricia C. Baynard Glenn E. Loughridge Wm. B. Heindel  
Joyce W. Brooks A. V. Weaver, Jr. Mrs. Pearl Hankins  
Harry M. Piper

Dog Track — St. Petersburg

101 Racing Days — January 5, 1980 to May 6, 1980 — 154 Performances

Pari-Mutuel Handle .....	\$90,956,692.00
Average Performance .....	590,627.87
Average Wager per Capita .....	89.08
<i>(Based on Taxable Admissions)</i>	
Total Paid Attendance .....	1,021,112
Average Paid Attendance per Performance .....	6,630

Distribution of Handle

Redistributed to Public as Winnings .....\$74,650,611.06

Paid to State

Tax on Handle .....	\$ 6,783,348.87
Breakage .....	297,702.87
Total for State .....	\$ 7,081,051.74

Retained by Track/Fronton .....\$ 9,225,029.20

Grand Total Handle .....\$90,956,692.00

Other State Income

Admission Tax .....	\$ 110,822.48
Occupational Licenses .....	3,371.00
Kennel Names .....	50.00

Total Other State Income .....\$ 114,243.48

Total Purses Paid: \$2,519,646.92  
Seating Capacity: 8,300—Parking: 5,200 spaces  
Overall Length of Track: 1,320 feet  
Length of Stretch: 224 feet—Width of Track: 21 feet  
Equipment: Single, Inside Lure, Autotote, Ltd.

SANFORD-ORLANDO KENNEL CLUB, INC.  
Longwood, Florida 32750

*Officers*

Mrs. Katherine M. Nichols, *President*  
Miss Mary M. Kelly, *Executive Vice-President & Treasurer*  
Jack G. Collins, *Vice-President & Secretary*

*Directors*

Jerry Collins, *Chairman*  
Miss Mary M. Kelly  
Mrs. Katherine M. Nichols

Dog Track — Longwood  
105 Racing Days — Dec. 26, 1979 to April 30, 1980 — 159 Performances

Pari-Mutuel Handle .....	\$49,063,088.00
Average Performance .....	308,572.88
Average Wager per Capita .....	90.60
<i>(Based on Taxable Admissions)</i>	
Total Paid Attendance .....	541,542
Average Paid Attendance per Performance .....	3,406

Distribution of Handle	
Redistributed to Public as Winnings .....	\$40,294,609.62

Paid to State	
Tax on Handle .....	\$ 3,595,164.54
Breakage .....	133,375.04
Total for State .....	\$ 3,728,539.58

Retained by Track/Fronton .....	\$ 5,039,938.80
---------------------------------	-----------------

Grand Total Handle .....	\$49,063,088.00
--------------------------	-----------------

Other State Income	
Admission Tax .....	\$ 54,154.20
Occupational Licenses .....	2,168.00
Kennel Names .....	50.00

Total Other State Income .....	\$ 56,372.20
--------------------------------	--------------

Total Purses Paid: \$1,204,641.25  
Seating Capacity: 4,000—Parking: 4,000 spaces  
Overall Length of Track: 1,320 feet  
Length of Stretch: 322 feet—Width of Track: 18 feet  
Equipment: Double, Inside Lure, Autotote, Ltd.

**SARASOTA KENNEL CLUB, INC.**  
5400 Bradenton Road, Sarasota, Florida 33580

*Officers*

Jack G. Collins, *President*

Jerry Collins, *Secretary-Treasurer*

*Directors*

Jack G. Collins

Jerry Collins

Sherwin P. Simmons

Dog Track — Sarasota		
57 Racing Days —	July 2, 1979 to Sept. 5, 1979	— 86 Performances
<u>44</u>	May 7, 1980 to June 30, 1980	<u>68</u>
101		154

Pari-Mutuel Handle .....	\$44,689,869.00
Average Performance .....	290,193.95
Average Wager per Capita .....	96.79
<i>(Based on Taxable Admissions)</i>	
Total Paid Attendance .....	461,741
Average Paid Attendance per Performance .....	2,998

Distribution of Handle	
Redistributed to Public as Winnings .....	\$36,608,148.80

Paid to State	
Daily License Fee .....	\$ 34,560.00
Tax on Handle .....	3,229,970.31
Breakage .....	<u>130,347.79</u>
Total for State .....	\$ 3,394,878.10

Retained by Track / Fronton .....	\$ 4,639,903.46
Restricted Funds:	
Withheld for Additional Purses .....	\$ 42,999.55
Withheld for Capital Improvement .....	<u>3,939.09</u>
Total for Track / Fronton .....	<u>\$ 4,686,842.10</u>

Grand Total Handle .....	<u>\$44,689,869.00</u>
--------------------------	------------------------

Other State Income	
Admission Tax .....	\$ 46,174.10
Occupational Licenses .....	5,950.00
Kennel Names .....	<u>400.00</u>
Total Other State Income .....	<u>\$ 52,524.10</u>

Total Purses Paid: 1978-1979 Season \$1,155,538.40  
 Change in Tax Structure eff. 6/4/80  
 Seating Capacity: 3,500—Parking: 5,000 spaces  
 Overall Length of Track: 1,320 feet  
 Length of Stretch: 330 feet—Width of Track: 22 feet  
 Equipment: Double, Inside Lure, Autotote, Ltd.



WEST FLAGLER ASSOCIATES, LTD.  
P. O. Box 35-460, Miami, Florida 33135

	<i>General Partners</i>	
Barbara H. Havenick	Sidney Lefcourt	David S. Hecht
Florence Hecht		Isabelle H. Amdur

	Dog Track — Miami	
54 Racing Days —	July 3, 1979 to Sept. 4, 1979	— 82 Performances
51	Nov. 7, 1979 to Jan. 9, 1980	67
<u>50</u>	May 1, 1980 to June 30, 1980	<u>81</u>
155		230

Pari-Mutuel Handle .....	\$137,806,916.00
Average Performance .....	599,160.50
Average Wager per Capita .....	115.40
<i>(Based on Taxable Admissions)</i>	
Total Paid Attendance .....	1,194,138
Average Paid Attendance per Performance .....	5,192

Distribution of Handle	
Redistributed to Public as Winnings .....	\$112,777,952.04

Paid to State	
Daily License Fee .....	\$ 35,680.00
Tax on Handle .....	10,240,085.37
Breakage .....	<u>494,806.99</u>
Total for State .....	\$ 10,770,572.36

Retained by Track / Fronton .....	\$ 14,057,642.60
Restricted Funds:	
Withheld for Additional Purses .....	\$ 104,799.06
Withheld for Capital Improvement .....	<u>95,949.94</u>
Total for Track / Fronton .....	\$ 14,258,391.60

Grand Total Handle .....	<u>\$137,806,916.00</u>
--------------------------	-------------------------

Other State Income	
Admission Tax .....	\$ 122,210.79
Occupational Licenses .....	4,930.00
Kennel Names .....	<u>350.00</u>
Total Other State Income .....	<u>\$ 127,490.79</u>

Total Purses Paid: 1978-1979 Season \$2,169,229.40  
Change in Tax Structure eff. 6/4/80  
Seating Capacity: 13,000—Parking: 6,700 spaces  
Overall Length of Track: 1/4 Mile  
Length of Stretch: 333 feet—Width of Track: 21 feet  
Equipment: Double, Inside Lure, Autotote, Ltd.



**FLORIDA JAI-ALAI, INC.**  
**P. O. Box 107, Fern Park, Florida 32730**

*Officers*

Hort A. Soper II, *President-Treasurer*      Elizabeth Calder, *Vice-President*  
 Britton W. Weber, *Secretary*

*Directors*

Hort A. Soper II                      William B. Modahl                      Elizabeth A. Calder

**Jai-Alai — Fern Park**

105 Playing Days — Sept. 7, 1979 to January 14, 1980 — 159 Performances

Pari-Mutuel Handle .....	\$26,565,797.00
Average Performance .....	167,080.48
Average Wager per Capita .....	69.48
<i>(Based on Taxable Admissions)</i>	
Total Paid Attendance .....	382,333
Average Paid Attendance per Performance .....	2,405

Distribution of Handle

Redistributed to Public as Winnings .....\$21,844,525.41

Paid to State

Tax on Handle .....	\$ 1,487,684.26
Breakage .....	22,854.12
Total for State .....	<u>\$ 1,510,538.38</u>

Retained by Track/Fronton .....	\$ 3,187,895.64
Breakage .....	22,837.57
Total for Track/Fronton .....	<u>\$ 3,210,733.21</u>

Grand Total Handle .....\$26,565,797.00

Other State Income

Admission Tax .....	\$ 38,233.30
Occupational Licenses .....	<u>1,434.00</u>

Total Other State Income .....\$ 39,667.30

Total Player's Compensation: \$444,503.29  
 Seating Capacity: 3,163—Parking: 1,700 spaces  
 Height of Overhead: 48 feet  
 Length of Court: 177 feet—Width of Court: 50 feet  
 Equipment: Autotote, Ltd.

FT. PIERCE JAI-ALAI, INC.  
P. O. Box 4045, Fort Pierce, Florida 33450

*Officers*

Richard P. Donovan, <i>President</i>	Gerald D. Coakley, <i>Vice-President</i>
H. Paul Rico, <i>Secretary</i>	Charles Messana, <i>Treasurer</i>
Ira Cohen, <i>Controller</i>	

Jai-Alai — Fort Pierce		
44 Playing Days —	July 2, 1979 to Sept. 17, 1979	— 65 Performances
27	Feb. 13, 1980 to March 29, 1980	40
35	May 2, 1980 to June 30, 1980	53
<u>106</u>		<u>158</u>

Pari-Mutuel Handle .....	\$19,109,627.00
Average Performance .....	120,947.01
Average Wager per Capita .....	73.49
<i>(Based on Taxable Admissions)</i>	
Total Paid Attendance .....	260,035
Average Paid Attendance per Performance .....	1,646

Distribution of Handle	
Redistributed to Public as Winnings .....	\$15,671,141.60

Paid to State	
Daily License Fee .....	\$ 23,040.00
Tax on Handle .....	1,074,375.74
Breakage .....	<u>18,818.20</u>
Total for State .....	\$ 1,116,233.94

Retained by Track/Fronton .....	\$ 2,308,084.45
Breakage .....	<u>14,167.01</u>
Total for Track/Fronton .....	\$ 2,322,251.46

Grand Total Handle .....	<u>\$19,109,627.00</u>
--------------------------	------------------------

Other State Income	
Admission Tax .....	\$ 33,804.55
Occupational Licenses .....	<u>1,827.00</u>
Total Other State Income .....	<u>\$ 35,631.55</u>

Total Player's Compensation: 1978-1979 Season \$1,430,781.00  
 Change in Tax Structure eff. 6/4/80  
 Seating Capacity: 2,420—Parking: 2,000 spaces  
 Height of Overhead: 40 feet  
 Length of Court: 176 feet—Width of Court: 50 feet  
 Equipment: Autotote, Ltd.











**TAMPA JAI-ALAI, INC.**  
**P. O. Box 13485, Tampa, Florida 33609**

*Officers*

Richard P. Donovan, <i>President</i>	Richard J. Gerrity, <i>Vice-President</i>
H. Paul Rico, <i>Secretary</i>	Ira Cohen, <i>Controller</i>
Charles Messana, <i>Treasurer</i>	

**Jai-Alai — Tampa**

105 Playing Days — Jan. 7, 1980 to June 10, 1980 — 159 Performances

Pari-Mutuel Handle .....	\$43,033,233.00
Average Performance .....	270,649.26
Average Wager per Capita .....	64.40
<i>(Based on Taxable Admissions)</i>	
Total Paid Attendance .....	668,183
Average Paid Attendance per Performance .....	4,202

**Distribution of Handle**

Redistributed to Public as Winnings .....	\$35,343,531.39
---	-----------------

**Paid to State**

Daily License Fee .....	\$ 6,720.00
Tax on Handle .....	2,436,559.52
Breakage .....	42,571.57
<b>Total for State .....</b>	<b>\$ 2,485,851.09</b>

Retained by Track/Fronton .....	\$ 5,165,481.24
Breakage .....	38,369.28
<b>Total for Track/Fronton .....</b>	<b>\$ 5,203,850.52</b>

<b>Grand Total Handle .....</b>	<b><u>\$43,033,233.00</u></b>
---------------------------------	-------------------------------

**Other State Income**

Admission Tax .....	\$ 86,863.79
Occupational Licenses .....	1,378.00

<b>Total Other State Income .....</b>	<b><u>\$ 88,241.79</u></b>
---------------------------------------	----------------------------

Total Player's Compensation: 1978-1979 Season \$2,248,370.00  
 Change in Tax Structure eff. 6/4/80  
 Seating Capacity: 3,882—Parking: 3,500 spaces  
 Height of Overhead: 40 feet  
 Length of Court: 176 feet—Width of Court: 51 feet  
 Equipment: Autotote, Ltd.

VOLUSIA JAI-ALAI, INC.  
P. O. Box 2630, Daytona Beach, Florida 32015

*Officers*

Milton J. Roth, *President & Treasurer*  
Harry J. Olsen, *Vice-President & Secretary*

*Directors*

Milton J. Roth                                  Harry J. Olsen                                  Charles C. Clark

Jai-Alai — Daytona Beach

40 Playing Days —	July 2, 1979 to August 20, 1979	— 56 Performances
85	March 21, 1980 to June 30, 1980	122
<u>125</u>		<u>178</u>

Pari-Mutuel Handle .....	\$25,082,789.00
Average Performance .....	140,914.54
Average Wager per Capita .....	66.07
<i>(Based on Taxable Admissions)</i>	
Total Paid Attendance .....	379,667
Average Paid Attendance per Performance .....	2,133

Distribution of Handle  
Redistributed to Public as Winnings ..... \$20,560,124.76

Paid to State  
Daily License Fee ..... \$ 25,920.00  
Tax on Handle ..... 1,413,993.79  
Breakage ..... 24,580.53  
Total for State ..... \$ 1,464,494.32

Retained by Track/Fronton ..... \$ 3,025,696.26  
Restricted Funds:  
Withheld for Capital Improvement ..... 14,009.56  
Breakage ..... 18,464.10  
Total for Track/Fronton ..... \$ 3,058,169.92

Grand Total Handle ..... \$25,082,789.00

Other State Income  
Admission Tax ..... \$ 45,693.96  
Occupational Licenses ..... 2,274.00  
Total Other State Income ..... \$ 47,967.96

Total Player's Compensation: 1978-1979 Season \$564,055.00  
Change in Tax Structure eff. 6/4/80  
Seating Capacity: 4,465—Parking: 2,079 spaces  
Height of Overhead: 48 feet  
Length of Court: 176 feet—Width of Court: 33 feet  
Equipment: Western Totalisator, Ltd.

SEMINOLE PARK & FAIRGROUNDS, INC.  
P. O. Box 67, Casselberry, Florida 32707

*Officers*

R. Neil Makin, *President, General Manager*  
Michael D. Ripley, *Vice-President*  
Elsie E. Makin, *Secretary & Treasurer*

*Directors*

R. Neil Makin                      Michael D. Ripley                      C. R. Shanahan

Harness Horse Track — Casselberry

45 Racing Days — July 3, 1979 to September 3, 1979 — 45 Performances

Pari-Mutuel Handle .....	\$ 4,267,058.00
Average Performance .....	94,823.51
Average Wager per Capita .....	66.10
<i>(Based on Taxable Admissions)</i>	
Total Paid Attendance .....	64,556
Average Paid Attendance per Performance .....	1,435
Distribution of Handle	
Redistributed to Public as Winnings .....	\$ 3,435,222.68
Paid to State	
Tax on Handle .....	\$ 23,527.36
Breakage .....	10,547.15
Total for State .....	\$ 34,074.51
Retained by Track/Fronton .....	\$ 371,234.04
Restricted Funds:	
Withheld for Additional Purses .....	415,979.62
Total for Track/Fronton .....	\$ 787,213.66
Florida Harness Horse Racing Promotion Trust Fund	
Breakage .....	\$ 10,547.15
Grand Total Handle .....	\$ 4,267,058.00
Other State Income	
Admission Tax .....	\$ 10,276.40
Occupational Licenses .....	8,403.00
Stable Names .....	500.00
Total Other State Income .....	\$ 19,179.40

Total Purses Paid: 1978-1979 Season \$539,884.00  
Seating Capacity: 2,500—Parking: 2,500 spaces  
Overall Length of Track: 3/4 mile  
Length of Stretch: 546 feet—Width of Track: 70 feet  
Equipment: Western Totalisator, Ltd.

**TOURIST ATTRACTIONS, INC.**  
1800 S.W. 3rd Street, Pompano Beach, Florida 33060

*Officers*

Frederick L. Van Lennep, <i>President</i>	J. D. Orth, <i>Vice-President</i>
Hector Van Lennep, <i>Vice-President &amp; General Manager</i>	
Mary Ann Trees, <i>Secretary</i>	William P. Van Buren, <i>Treasurer</i>
Allen J. Finkelson, <i>Vice-President of Public Relations</i>	

*Directors*

J. D. Orth                      Frederick L. Van Lennep      William P. Van Buren

**Harness Horse Track — Pompano Beach**

106 Racing Days — Nov. 16, 1979 to April 7, 1980 — 106 Performances

Pari-Mutuel Handle .....	\$51,726,938.00
Average Performance .....	487,989.98
Average Wager per Capita .....	93.37
<i>(Based on Taxable Admissions)</i>	
Total Paid Attendance .....	553,975
Average Paid Attendance per Performance .....	5,226
 Distribution of Handle	
Redistributed to Public as Winnings .....	\$41,822,925.13
 Paid to State	
Tax on Handle .....	\$ 2,291,527.77
Breakage .....	146,509.63
Total for State .....	\$ 2,438,037.40
 Retained by Track/Fronton .....	
Restricted Funds:	
Withheld for Additional Purses .....	3,036,346.90
Total for Track/Fronton .....	\$ 7,319,466.30
 Florida Harness Horse Racing Promotion Trust Fund	
Breakage .....	\$ 146,509.17
 Grand Total Handle .....	
	<u>\$51,726,938.00</u>
 Other State Income	
Admission Tax .....	\$ 88,926.31
Occupational Licenses .....	30,665.00
Stable Names .....	5,600.00
 Total Other State Income .....	
	<u>\$ 125,191.31</u>

Total Purses Paid: \$3,341,677.75  
Seating Capacity: 8,000—Parking: 10,000 spaces  
Overall Length of Track: 5/8 mile  
Length of Stretch: 660 feet—Width of Track: 90 feet  
Equipment: Cierva 764 Totalizater System



**CALDER RACE COURSE, INC.**  
210th Street & N.W. 27th Avenue, Miami, Florida 33055

*Officers*

Kenneth Noe, Jr., *President & General Manager*  
 Charles V. McAdam, *Vice-President*                      Henry H. Taylor, Jr., *Secretary*  
 Elmer F. Vickers, Jr., *Vice Chairman of the Board*  
 James H. Binger, *Chairman of the Board*

*Directors*

James H. Binger                      Eduardo Benet                      Henry H. Taylor, Jr.  
 Harry T. Mangurian, Jr.          Wheelock Whitney                  James W. McLamore  
 R. B. Gautier, Jr.                  Kenneth Noe, Jr.                      Elmer F. Vickers, Jr.

Horse Track — North Dade County

84 Racing Days —	July 2, 1979 to Nov. 10, 1979	— 84 Performances
<u>37</u>	May 9, 1980 to June 30, 1980	<u>37</u>
121		121

Pari-Mutuel Handle .....	\$126,504,362.00
Average Performance .....	1,045,490.60
Average Wager per Capita .....	146.72
<i>(Based on Taxable Admissions)</i>	
Total Paid Attendance .....	862,243
Average Paid Attendance per Performance .....	7,126

Distribution of Handle	
Redistributed to Public as Winnings .....	\$103,150,378.95

Paid to State	
Daily License Fee .....	\$ 19,300.00
Tax on Handle .....	4,338,835.04
Total for State .....	\$ 4,358,135.04

Retained by Track/Fronton .....	\$ 14,541,515.75
Restricted Funds:	
*Minimum Purse Requirements .....	1,769,052.28
Withheld for Additional Purses .....	1,776,600.00
Withheld for Capital Improvement .....	128,953.70
Breakage .....	660,604.64
Total for Track/Fronton .....	\$ 18,876,726.37

Florida Thoroughbred Breeders' Promotional Trust Fund	
Breakage .....	\$ 119,121.64

Grand Total Handle .....	<u>\$126,504,362.00</u>
--------------------------	-------------------------

Other State Income	
Admission Tax .....	\$ 141,198.49
Occupational Licenses .....	39,659.75
Stable Names .....	11,380.00
Total Other State Income .....	<u>\$ 192,538.24</u>

\*Minimum Purse Requirements shown, under new tax structure only.

Total Purses Paid: 7/1/79 - 6/30/80 \$8,658,755.00  
 Change in Tax Structure eff. 6/4/80  
 Seating Capacity: 17,000—Parking: 8,000 spaces  
 Overall Length of Track: 1 mile oval  
 Length of Stretch: 990 feet—Width of Track: 80 feet  
 Equipment: Autotote, Ltd.



**GULFSTREAM PARK RACING ASSOCIATION, INC.**  
Hallandale, Florida 33009

*Officers*

Robert Douglas Donn, <i>President</i>	Frank J. Pepper, Jr., <i>Vice-President</i>
Marc E. Cunningham, <i>Vice-President</i>	Jack Blair, <i>Vice-President</i>
Arthur I. Appleton, <i>Vice-President</i>	Donn Flipse, <i>Secretary-Treasurer</i>

*Directors*

Fred C. Flipse	Jack Blair	Helen D. Flipse
Mary Anna Donn	Marc E. Cunningham	Maurice A. Hutcheson
Arthur I. Appleton	Robert Douglas Donn	Frank J. Pepper, Jr.
Martha O. Appleton	Harrison Eiteljorg	Leonard Romanik

**Horse Track — Hallandale**

50 Racing Days — March 6, 1980 to May 7, 1980 — 50 Performances

Pari-Mutuel Handle .....	\$77,304,908.00
Average Performance .....	1,546,098.16
Average Wager per Capita .....	173.71
<i>(Based on Taxable Admissions)</i>	
Total Paid Attendance .....	445,031
Average Paid Attendance per Performance .....	8,901
 Distribution of Handle	
Redistributed to Public as Winnings .....	\$63,219,239.50
 Paid to State	
Tax on Handle .....	\$ 3,429,073.42
Breakage .....	480,006.12
Total for State .....	\$ 3,909,079.54
 Retained by Track / Fronton .....	
Restricted Funds:	
Withheld for Additional Purses .....	4,765,245.40
Total for Track / Fronton .....	\$10,176,588.96
 Grand Total Handle .....	
	<u>\$77,304,908.00</u>
 Other State Income	
Admission Tax .....	\$ 133,338.70
Occupational Licenses .....	4,862.00
Stable Names .....	750.00
Total Other State Income .....	<u>\$ 138,950.70</u>

Total Purses Paid: \$5,512,202.00  
 Seating Capacity: 19,900—Parking: 14,750 spaces  
 Overall Length of Track: 1 mile  
 Length of Stretch: 952 feet—Width of Track: 80 feet  
 Equipment: American Totalisator, Inc. Cash-Sell System









