


# *50th Annual Report*




STATE PRINTING PLANT, TALLAHASSEE, FLORIDA

DIVISION OF PARI-MUTUEL WAGERING  
of the  
DEPARTMENT OF BUSINESS REGULATION  
FOR THE FISCAL YEAR ENDING JUNE 30, 1981





**GOVERNOR BOB GRAHAM**



**50th  
Annual Report**

*of the*

**DEPARTMENT OF BUSINESS REGULATION**

**DIVISION OF PARI-MUTUEL WAGERING**

*to the*

**HONORABLE BOB GRAHAM**

*Governor of Florida*

**FOR THE FISCAL YEAR ENDING**

**JUNE 30, 1981**



## TABLE OF CONTENTS

	Page
COMMENTARY.....	3-9
COMPARATIVE DATA .....	10-16
BALANCE SHEET — ALL FUNDS (Exhibit A) .....	Fold-Out-17
STATEMENT OF REVENUE EXPENDITURES AND CHANGES IN FUND BALANCES (Exhibit B) .....	Fold-Out-19
SUPPLEMENTAL SCHEDULE OF RECEIPTS AND DISBURSEMENTS (Exhibit C).....	Fold-Out-21
STATEMENT OF CASH RECEIPTS AND DISBURSEMENTS (Exhibit D) .....	23
SUPPLEMENTAL SCHEDULE OF GENERAL LONG TERM DEBT (Exhibit E) .....	24
SUMMARY OF RACING REVENUES FOR REGULAR PERFORMANCES (Exhibit F) .....	Fold-Out-25, 29
SUMMARY OF RACING REVENUES FOR CHARITY/ SCHOLARSHIP DAY PERFORMANCES (Exhibit G)....	Fold-Out-27, 29
SCHOLARSHIP FUND DAY RECEIPTS (Exhibit H) .....	30
ESCHEAT PARI—MUTUEL TICKETS RECEIPTS (Exhibit I) .....	31
PARI—MUTUEL REVENUE COLLECTED BY GEOGRAPHICAL LOCATION (Exhibit J) .....	32-33
PAID ATTENDANCE, PARI—MUTUEL HANDLE, STATE REVENUE (Exhibit K).....	34
ADDITIONAL DAYS GRANTED FOR CHARITABLE PURPOSES (Exhibit L) .....	35-38
LIST OF OFFICERS, DIRECTORS AND STATISTICAL SUMMARIES OF ASSOCIATIONS:	
Greyhound Tracks .....	39-56
Jai-Alai Frontons .....	57-69
Harness Tracks .....	70
Horse Tracks .....	71-75
Quarter Horse Tracks.....	76

Pursuant to Section 283.27, F.S., this public document was promulgated at an annual cost of \$5443.80 (\$6.80 per copy) in compliance with Section 550.02(2), F.S.

# FIFTIETH ANNUAL REPORT

*to the*

GOVERNOR OF FLORIDA

*from*

DEPARTMENT OF BUSINESS REGULATION

DIVISION OF PARI-MUTUEL WAGERING

*and the*

FLORIDA PARI-MUTUEL COMMISSION

July 1, 1980 through June 30, 1981

July 1, 1981

The Honorable Bob Graham  
Governor of Florida  
Tallahassee, Florida

Dear Governor Graham:

The Florida Pari-Mutuel Commission and the Division of Pari-Mutuel Wagering submit the Fiftieth Annual Report for the period beginning July 1, 1980 and ending June 30, 1981, in compliance with requirements of Chapter 20.16(4)(d) and 550.02(2), Florida Statutes.

During this period the Florida Pari-Mutuel Commission was chaired by Dr. Leon G. van Wert, an attorney from Daytona Beach, and Billy Vessels, Stephen Abramson, Cope Newberg and James Lewis served as members. The Pari-Mutuel Commission has the legislative authority and responsibility for awarding racing dates; hearing appeals of all decisions which relate to the suspension or revocation of a permittee's license; making recommendations to the Division regarding new or existing rules for all racing and jai-alai operations; and issuing an annual report to the Governor and Legislature on the racing and jai-alai industries in Florida.

The Annual Report presents an accurate record of the activities of the Division and the pari-mutuel industry during the fiscal year. The records, files and documents from which the Report is compiled are maintained at the Division office in the State Office Building, 1350 Northwest 12 Avenue, Room 332, Miami, Florida 33136-2169. These records are open for inspection to all persons during regular business hours.

## BUREAU OF INVESTIGATIONS

The primary objectives of the Division's Bureau of Investigations are to insure the enforcement of the rules of racing and jai-alai to protect the general wagering public by conducting investigations of alleged fraud, deception and corruption in relation to pari-mutuel wagering in the State of Florida. In meeting these primary objectives, the Bureau of Investigations in turn preserves the integrity of the pari-mutuel industry by seeking out and prohibiting any person or persons whose conduct within the pari-mutuel industry is detrimental to the best interests of the people of the State of Florida. Additionally, the Bureau of Investigations is charged with conducting investigations of alleged organized criminal infiltration into the pari-mutuel industry in the State of Florida and has provided assistance to local, state and federal law enforcement agencies in order to deter such infiltration.

During fiscal 1980-1981, the Bureau opened 738 investigative cases, bring 528 of those cases to a close. Of those cases opened during that period, over 50% resulted in administrative proceedings in accordance with Chapters 550 and 551, Florida Statutes, and Chapter 120, Florida Statutes, entitled the Administrative Procedures Act.

In February, 1981, four men were convicted in U.S. District Court in Miami for their roles in a scheme that reportedly netted approximately \$500,000 by fixing races at Calder Race Course between March and August, 1975. The fifth member of the race fixing ring was convicted in June, 1981, for his part in masterminding the drugging of the thoroughbred race horses. The Division's Bureau of Investigations continues to work closely with the Federal Strike Force on other sensitive areas of concern in the pari-mutuel industry.

The statewide jai-alai probe conducted by the Florida Department of Law Enforcement with assistance from the Bureau of Investigations continued through fiscal 1980-1981. The eleven men indicted in February, 1980, by a Broward County Grand Jury for a game-fixing scheme originating at the Dania Jai-Alai Fronton and in Milford, Connecticut were subsequently convicted in the 17th Judicial Circuit Court.

Of other importance, on May 27, 1981, World Jai-Alai owner Roger M. Wheeler was murdered by an unknown gunman in Tulsa, Oklahoma. The Bureau of Investigations has provided in-depth background information on Mr. Wheeler and World Jai-Alai to Florida and Connecticut Law Enforcement authorities. The investigation continues by Tulsa, Oklahoma police and federal officials.

The Bureau of Investigations has been involved in an on-going investigation of alleged bribe solicitations. Reportedly, solicitations were made regarding favorable consideration on pari-mutuel legislation.

Efforts to identify and investigate illegal sources of prohibited drugs known to be administered to racing animals continued through the fiscal year. Liaison between the Division and other law enforcement and regulatory agencies to combat the flow of drugs met with reasonable success and has progressed over previous years.

#### **BUREAU OF LABORATORY SERVICES**

The primary function of the Division's Racing and Research Laboratory is the detection and identification of micro-quantities of drugs which might affect the performance of Florida's racing greyhounds and horses. To fulfill this function the Laboratory must maintain an ongoing research and development program on new and problem drugs. Eight hundred and thirty research and development samples from animals administered drugs were studied this year, both in-house and in conjunction with an Inter-Laboratory Drug Research and Evaluation Program and the Association of Official Racing Chemists.

During the year, the Laboratory received 43,904 official urine and blood samples for analyses. These samples were subjected to 101,005 analyses which resulted in 311 positive drug reports. All such drug positive reports are submitted to the Division Director for appropriate disciplinary action.

#### **LICENSE SECTION**

All persons employed in any capacity at the track and frontons must be fingerprinted, photographed and licensed. During the fiscal year, 34,608 occupational licenses were issued.

Florida continues to subscribe to the National Association of State Racing Information Systems (NASRIS), which maintains a complete record of licensees and any decisions or rulings issued by all racing states. In conjunction with the NASRIS system, the License Section uses data processing equipment to maintain a complete record of each person licensed. Also, the 14 micro-readers being used at the various operating pari-mutuel facilities has enabled the Division to maintain stricter control on the eligibility of applicants for licensing.



Under a reciprocity agreement between member states of the National Association of State Racing Commissioners and in compliance with Chapter 550.10(4), Florida Statutes, the State of Florida recognizes decisions and rulings made by other states.

### **PERMIT HOLDERS**

Thirty-seven permits to conduct pari-mutuel wagering have been granted by the Division. During the fiscal year, pari-mutuel activities were conducted at nineteen greyhound tracks, ten jai-alai frontons, four thoroughbred tracks (Tropical Park operates at Calder Race Course), one harness track and one for the quarter horse permit (conducted at Pompano Park Race Track). Detailed statistical analyses of each of the tracks and frontons which operated during the 1980-1981 fiscal year are included in the exhibits of this Report.

### **SCOPE OF PARI-MUTUELS**

The pari-mutuel handle for the 1980-81 racing season was up 4%, breaking all other previous records. The State's income from pari-mutuel activities once again exceed the \$100 million mark. The importance of racing revenue to the tax structure of Florida cannot be underestimated, as many worthwhile state and local projects are dependent upon this source of income.

Florida had 5,124 pari-mutuel performances during the fiscal year.

The sum of \$110,861,171.21 was collected from all sources by the Division during the fiscal year. Of this amount \$4,467,381.01 was expended in regulating the operation of the entire industry.

The sum of \$29,915,500 was distributed to the 67 counties, each county receiving \$446,500. This is the maximum amount permitted because of a ceiling placed on such distribution by the 1971 Legislature.

An additional amount of \$17,825,296.39 which under the former statute would have been distributed to the counties was deposited in the State General Revenue Fund.

In addition, \$54,962,059.71 was deposited in the State General Revenue Fund to support the varied functions of our state government.

Other monies were distributed to the Racing Promotional Trust Funds, Racing Scholarship Trust Fund, the State School Trust Fund and the Racing Research Trust Fund, as enumerated in Schedule "D"; Statement of Cash Receipts and Disbursements".

A recapitulation of the pari-mutuel handle, attendance, and tax revenue amounts, along with the percentages of increased and/or decrease for each permittee is found on page 10.

### **CHARITY DAYS**

Thirty-one tracks and frontons operated a total of 117 extra performances during the fiscal year for approved charitable organizations and schools.

### **SCHOLARSHIP FUND**

Pursuant to Chapter 550.08, Florida Statutes, the Legislature authorized the various tracks and frontons to operate additional days for the express purpose of creating and producing state scholarships for qualified applicants. These funds are the net proceeds derived from extra days. This scholarship fund is administered by the State Board of Regents for institutions of higher learning. A total of \$550,438.02 was deposited to this fund in the past fiscal year. Exhibit "H" of this report shows the amounts raised by the industry.

Since their inception thirty-one years ago, these extra days have raised \$14,933,380.83 for our state-supported colleges.

1950— \$	165,830.00	1960— \$	364,819.43	1971— \$	619,538.80
1951—	247,260.75	1961—	316,021.21	1972—	717,037.13
1952—	239,147.74	1962—	408,652.45	1973—	733,734.71
1953—	232,907.36	1963—	393,641.10	1974—	949,801.51
1954—	280,506.70	1964—	399,898.11	1975—	835,385.51
1955—	279,227.97	1965—	474,937.22	1976—	740,841.75
1956—	299,070.54	1966—	462,441.03	1977—	541,271.20
1957—	349,514.06	1967—	419,499.49	1978—	543,991.40
1958—	366,481.60	1968—	541,389.12	1979—	560,099.05
1959—	293,901.79	1969—	447,133.37	1980—	663,573.13
		1970—	495,387.58	1981—	550,438.02
				<b>TOTAL \$</b>	<b>14,933,380.83</b>

### ABANDONED PARI-MUTUEL TICKETS

Pursuant to Chapter 550.164, Florida Statutes, it was declared by the Legislature that abandoned pari-mutuel tickets over one year old from Greyhound Racing and Jai-Alai permit holders should escheat to the state for deposit to the Principal of the State School Fund. These funds are used for the support and maintenance of our public schools. A total of \$1,884,234.45 was received from this source by the Division throughout the fiscal year, and related audits were made. Exhibit "I" of this report shows in detail the amounts remitted by the individual associations.

Yearly receipts dating from 1957, when the Division first began collecting these funds, are itemized below:

1957— \$	3,992.20	1965— \$	320,530.50	1973— \$	943,267.65
1958—	204,449.30	1966—	425,130.20	1974—	1,136,606.30
1959—	240,545.15	1967—	381,857.30	1975—	1,288,317.65
1960—	311,045.10	1968—	448,161.00	1976—	1,429,361.00
1961—	403,903.95	1969—	513,254.45	1977—	1,449,016.10
1962—	273,272.60	1970—	590,891.25	1978—	1,582,011.10
1963—	265,045.70	1971—	666,405.35	1979—	2,011,455.70
1964—	292,193.60	1972—	706,391.10	1980—	1,881,068.65
				1981—	1,884,234.45
				<b>TOTAL \$</b>	<b>19,652,407.35</b>

Pursuant to Chapter 550.263(2) Florida Statutes, fund for all Thoroughbred, Harness and Quarter Horse racing permit holders shall be deposited into their respective promotional Trust Funds for payment of breeders awards and stallions awards.\*

### LITIGATION

The heavy case load of department attorneys representing the Division of Pari-Mutuel Wagering and the Florida Pari-Mutuel Commission grew heavier in the 1980-1981 fiscal year. Just as last year the Division Director personally heard over 100 administrative cases involving patron ejections, license eligibility, and discipline against holders of existing licenses, several administrative cases were referred to the Division of Administrative Hearings for assignment of a hearing officer and the Division found itself in litigation at all levels of state court and in federal court as well. As for the Florida Pari-Mutuel Commission, the Commission held an administrative proceeding in February of 1981, to determine, pursuant to amended Section 550.081, Florida Statutes, which racing association should be awarded the lucrative second period of winter thoroughbred racing season of 1982. The parties to the proceeding were Hialeah, Inc. and Gulfstream Park Racing Association, Inc., both of whom had applied for the second period in 1982. The Commission by final order awarded the dates to Hialeah. Gulfstream appealed the

\* change in tax structure as of June 4, 1980.

order of the Fourth District Court of Appeal. The court has heard oral argument in which the Commission, Hialeah and Gulfstream participated and ruled in favor of Gulfstream.

The Third District Court of Appeal handed down its long awaited decision in the sublimaze cases, cases in which occupational licenses were disciplined for the sublimaze drugging of their race horses. In *Solimena v. State*, 3rd DCA Case No. 79-2047, *Joyce V. State*, 3rd DCA Case No. 79-1897 and *San Pedro v. State*, 3rd DCA Case No. 79-2030, the court upheld the penalties imposed against three horse trainers and turned back a constitutional challenge to the Division's statutory authority. In *Meyer v. State*, 3rd DCA Case No. 79-2402, the court upheld the Division's declaration that a veterinarian who had illegally administered sublimaze to 9 race horses be barred from participating in racing for life. The opinions were hailed by Director Gary Rutledge as the most significant court decisions in his 2-1/2 year tenure as Director of the Division. The decisions also were a major step in the Division's continuing battle to prevent the illegal use of drugs and medication on race animals.

Another front in that battle is the Division's defense of the law banning all medications and drugs prior to race time. In a suit brought by horsemen against the law, the Division prevailed before the trial court when Judge Milton Friedman entered judgment in favor of the Division and declared the statute constitutional. The horsemen, however, appealed and obtained a stay that prevents the law from taking effect pending the appeal. Although the Third District Court of Appeal expedited the time for filing briefs and oral argument and heard the case in March of 1981, less than two months after entry of the final judgment in the trial court, the court has yet to rule on the appeal. The case is *Simmons v. Division of Pari-Mutuel Wagering*, 3rd DCA Case No. 81-59.

In other cases of interest, the Division appealed an unfavorable ruling of the Federal District Court for the Middle District of Florida in a suit brought to enjoin the National Labor Relations Board from asserting jurisdiction over the jai-alai industry in Florida. The appeal is pending in the 11th U.S. Circuit Court of Appeals. The Florida Supreme Court in *Horsemen's Benevolent Protective Association v. Division of Pari-Mutuel Wagering*, Supreme Court Case 57,951, declared unconstitutional Section 550.2615, Florida Statutes (1979), a statute which mandated that 1% of purses be given to the horsemen's association in Florida which had the most horses stabled in Florida on a year round basis. The Fourth District Court of Appeal upheld an order penalizing a trainer for running a horse with the drug stadol in *Calfin v. Division of Pari-Mutuel Wagering*, 4th DCA Case No. 80-255. The Third District Court of Appeal upheld the Division's denial of a permit to conduct quarterhorse racing in *Harness Racing, Inc., v. Division of Pari-Mutuel Wagering*, 3rd DCA Case No. 81-659 but ruled against the Division in *Hyman v. Division of Pari-Mutuel Wagering*, 3rd DCA Case No. 80-1969, where the court ruled that the order requiring Hyman to return the purse money won by his horse, when it ran drugged, was defective. The case is not expected to have any impact on other Division cases since the ruling was confined only to the order entered in the Hyman case. The case is presently under appeal by the Division to the Florida Supreme Court.

The rule challenges brought against the Division in *Tourist Attractions v. Division of Pari-Mutuel Wagering*, DOAH Case No. 81-1847R and *Federman v. Division of Pari-Mutuel Wagering*, DOAH Case Nos. 80-1228R and 80-1449R were denied by the Division of Administrative Hearings. The Tourist Attractions case was not appealed. The Federman final orders are pending in the Third District Court of Appeal where they are consolidated with two cases involving a trainer who was found with drugs in his possession and whose horse had run in a race with the influence of a narcotic. *Federman v. Division of Pari-Mutuel Wagering*, 3rd DCA Case No. 81-543.

Elliot Henslovitz was selected under recent funding by the 1981 Legislature as the

attorney to be located at the Division headquarters in Miami, Florida. His presence in Miami is expected to aid greatly in the representation of the Division in litigation.

### NATIONAL COORDINATION

The Division is an active member of the National Association of State Racing Commissioners (NASRC), an organization representing all states which have authorized pari-mutuel activities. Membership in the organization makes it possible to coordinate records from all racing jurisdictions and the exchange information and ideas necessary for effective regulation. Under a reciprocity agreement among all member states, each racing authority recognizes decisions and rulings made by the other states.

Florida continues to be a subscriber to the National Association of State Racing Information System (NASRIC). This system permits the Division to have instant access to a computer located in Lexington, Kentucky which contains a complete record of all decisions and rulings issued by all racing states. This invaluable system gives the Division the capability of precluding ineligible persons from participating in pari-mutuel activities in Florida.

### LEGISLATION

Three pari-mutuel bills were enacted during the 1981 Legislative Session, Committee Substitute for Senate Bill 314 (Chapter 81-153, Laws of Florida), Committee Substitute for House Bill 546 (Chapter 81-154, Laws of Florida), and House Bill 25 (Chapter 81-224, Laws of Florida).

Committee Substitute for Senate Bill 314 became law effective July 1, 1981. This act pertains to capital improvements and to occupational licenses. It gives assurances to permit holders that they can participate in the State's capital improvement program by making improvements to their facilities unless a governing municipality is able to demonstrate that the proposed improvements present a justifiable and immediate hazard to the health and safety of municipal residents. The act also provides for capital improvement withholdings for greyhound permittees who are unequipped to conduct triple wagers involving wagers on three greyhounds in a single race. In lieu of the withholding previously allowed only on the triple wagers, these permittees are allowed to withhold one percent of the double wagers such as quinielas, and perfectas. The act also clarifies the Division's powers to suspend, revoke and fine occupational licensees. It grants authority to stewards, judges or jai-alai player managers to impose civil penalties on occupational licensees who violate pari-mutuel laws or rules of the Division. Civil penalties imposed on occupational licensees will go to the Board of Relief at each track or fronton and the money is to be used specifically to aid occupational license holders who become ill or injured in the performance of their duties at the pari-mutuel facility. The Division must approve all disbursements from the Board of Relief at each track or fronton. In addition, the act provides protection to Division employees, track and fronton employees and pari-mutuel permittees against civil liability where their actions are taken in good faith to perform their duties.

The act also provides that the Division may reinstate, after public hearing, the right of admittance to a track or fronton of a person convicted of bookmaking if two years have passed since the date of conviction or of final appeal.

The Committee Substitute for House Bill 546 restricts the issuance of quarter horse permits. Before the Division can issue a new quarter horse permit, the applicant must demonstrate that the location of the track is available for use, and that the applicant has the financial ability to satisfy the reasonably anticipated operating expenses of the first year of racing. The applicant must affirm that quarter horse racing will be conducted within one year if the facility already exists or if a new facility is to be built within one year of the completion of the facility. The act also provides that if the permit is in a county that has not previously favorably ratified a pari-mutuel facility, a referendum be conducted or in lieu of a

referendum authorization of the county Commissioners be obtained. The act was effective July 1, 1981.

House Bill 25 amends s. 828.122, Florida Statutes, to prohibit the use of animals to train greyhounds for racing. The act was passed to stop the practice of some greyhound trainers from using live rabbits to train their greyhounds. This act takes effect July 1, 1984.

#### CONCLUSION

The Division Director and his staff appreciate the continued support and cooperation which has been received from members of the Legislature and their staffs. The Division is deeply indebted to Governor Bob Graham for his continued and renewed interest and support of the State's vital pari-mutuel industry. In addition, the Division is very thankful to Secretary Gary R. Rutledge and the Commission for their continued support in the Division's efforts to more capably and fairly regulate the State's pari-mutuel industry.

Respectfully Submitted:

Robert M. Smith, Jr., Division Director

#### FLORIDA PARI-MUTUEL COMMISSION

Leon G. van Wert, Chairman

Billy Vessels, Vice Chairman

Stephen Abramson

Cope Newberg

James Lewis

STATE OF FLORIDA  
DEPARTMENT OF BUSINESS REGULATION  
DIVISION OF PARI-MUTUEL WAGERING

COMPARATIVE DATA  
July 1, 1980 thru June 30, 1981

	<u>Days</u>	<u>Perf</u>	<u>Paid Attendance</u>	<u>Pari-Mutuel Handle</u>	<u>Revenue to State from Handle</u>
<b>HORSE TRACKS</b>					
<b>CALDER RACE COURSE, INC.</b>					
1979-1980	121	121	862,243	\$126,504,362	* \$4,499,633.53
1980-1981	<u>105</u>	<u>105</u>	<u>699,700</u>	<u>108,633,191</u>	* <u>2,766,199.30</u>
	-16	-16	-162,543	-17,871,171	-1,733,434.23
	-13.22%	-13.22%	-18.85%	-14.13%	-38.52%
<b>GULFSTREAM PARK RACING ASSOCIATION, INC.</b>					
1979-1980	50	50	445,031	77,304,908	* 4,042,418.24
1980-1981	<u>50</u>	<u>50</u>	<u>576,345</u>	<u>103,531,722</u>	* <u>3,346,402.10</u>
	-	-	+131,314	+26,226,814	-696,016.14
	-	-	+29.51%	+33.93%	-17.22%
<b>HIALEAH, INC.</b>					
1979-1980	44	44	449,384	83,822,090	* 5,065,517.84
1980-1981	<u>65</u>	<u>65</u>	<u>418,907</u>	<u>73,643,699</u>	* <u>1,975,257.00</u>
	+21	+21	-30,477	-10,178,391	-3,090,260.84
	+47.73%	+47.73%	-6.78%	-12.14%	-61.01%
<b>TAMPA BAY (1) DOWNS, INC.</b>					
1979-1980	74	74	255,695	26,817,892	* 503,728.82
1980-1981	<u>74</u>	<u>74</u>	<u>257,666</u>	<u>26,298,780</u>	* <u>135,351.70</u>
	-	-	+1,971	-519,112	-368,377.12
	-	-	+77%	-1.94%	-73.13%
<b>TROPICAL PARK, INC.</b>					
1979-1980	50	50	408,486	64,175,602	* 3,130,931.08
1980-1981	<u>50</u>	<u>50</u>	<u>363,237</u>	<u>60,194,404</u>	* <u>1,598,326.48</u>
	-	-	-45,249	-3,981,198	-1,532,604.60
	-	-	-11.08%	-6.2%	-48.95%
<b>TOTAL HORSE TRACKS</b>					
1979-1980	339	339	2,420,839	378,624,854	17,242,229.51
1980-1981	<u>344</u>	<u>344</u>	<u>2,315,855</u>	<u>372,301,796</u>	<u>9,821,536.58</u>
	+5	+5	-104,984	-6,323,058	-7,420,692.93
	+1.47%	+1.47%	-4.34%	-1.6%	-43.04%

(1) Formerly Florida Downs & Turf Club, Inc.

\* Does not include promotional trust funds.

	<u>Days</u>	<u>Perf.</u>	<u>Paid Attendance</u>	<u>Pari-Mutuel Handle</u>	<u>Revenue to State from Handle</u>
<b><u>HARNESS TRACKS</u></b>					
<b>SEMINOLE PARK &amp; FAIRGROUNDS, INC.</b>					
1979-1980	45	45	64,556	\$ 4,267,058	* \$ 44,350.91
1980-1981	-	-	DID NOT OPERATE		
<b>TOURIST ATTRACTIONS, INC.</b>					
1979-1980	106	106	553,975	51,726,938	* 2,526,963.71
1980-1981	105	105	501,500	49,338,557	* 795,463.24
	-1	-1	-52,475	-2,388,381	-1,731,500.47
	-0.94%	-0.94%	-9.47%	-4.62%	-68.52%
<b><u>TOTAL HARNESS TRACKS</u></b>					
1979-1980	151	151	618,531	55,993,996	* 2,571,314.62
1980-1981	105	105	501,500	49,338,557	* 795,463.24
	-46	-46	-117,031	-6,655,439	-1,775,851.38
	-30.46%	-30.46%	-18.92%	-11.89%	-69.06%
<b><u>QUARTER HORSE TRACKS</u></b>					
<b>GATOR DOWNS (POMPANO)</b>					
1979-1980	52	52	131,079	10,752,982	* 109,583.94
1980-1981	50	50	124,185	10,171,157	* 66,877.83
	-2	-2	-6,894	-581,825	-42,706.11
	-3.85%	-3.85%	-5.26%	-5.41%	-38.97%
<b><u>GREYHOUND TRACKS</u></b>					
<b>ASSOCIATED OUTDOOR CLUBS, INC.</b>					
1979-1980	101	154	762,137	74,499,468	5,838,581.32
1980-1981	101	154	776,701	79,730,628	6,214,536.62
	-	-	+14,564	+5,231,160	+375,955.30
	-	-	+1.91%	+7.02%	+6.44%
<b>BAYARD RACEWAYS, INC.</b>					
1979-1980	97	123	276,344	26,363,401	1,984,005.42
1980-1981	92	111	250,793	25,374,072	1,904,948.27
	-5	-12	-25,551	-989,329	-79,057.15
	-5.15%	-9.75%	-9.25%	-3.75%	-3.98%

\* Does not include promotional trust funds

	<u>Days</u>	<u>Perf.</u>	<u>Paid Attendance</u>	<u>Pari-Mutuel Handle</u>	<u>Revenue to State from Handle</u>
<b>GREYHOUND TRACKS</b>					
<b>BISCAYNE KENNEL CLUB, INC.</b>					
1979-1980	51	76	443,618	\$ 52,955,767	\$ 4,160,796.88
1980-1981	<u>156</u>	<u>239</u>	<u>1,294,137</u>	<u>154,959,245</u>	<u>12,161,016.80</u>
CHANGE IN OPERATING DATES					
<b>BONITA-FT. MYERS CORPORATION</b>					
1979-1980	105	159	401,032	31,590,588	2,441,671.30
1980-1981	<u>108</u>	<u>159</u>	<u>417,072</u>	<u>33,571,824</u>	<u>2,581,371.91</u>
	+ 3	-	+16,040	+1,981,236	+139,700.61
	+2.86%	-	+4.00%	+6.27%	+5.72%
<b>DAYTONA BEACH KENNEL CLUB, INC.</b>					
1979-1980	108	161	427,783	35,196,700	2,684,604.96
1980-1981	<u>101</u>	<u>151</u>	<u>392,359</u>	<u>31,727,702</u>	<u>2,404,235.83</u>
	- 7	-10	-35,424	-3,468,998	-280,369.13
	-6.48%	-6.21%	-8.28%	-9.86%	-10.44%
<b>INVESTMENT CORP. OF PALM BEACH</b>					
1979-1980	105	159	638,615	57,263,636	4,463,048.23
1980-1981	<u>105</u>	<u>159</u>	<u>544,489</u>	<u>48,704,208</u>	<u>3,748,046.75</u>
	-	-	-94,126	-8,559,428	-715,001.48
	-	-	-14.74%	-14.95%	-16.02%
<b>INVESTMENT CORP. OF SOUTH FLORIDA</b>					
1979-1980	105	159	999,262	95,373,089	7,503,451.00
1980-1981	<u>103</u>	<u>157</u>	<u>1,037,470</u>	<u>107,145,337</u>	<u>8,426,211.90</u>
	- 2	- 2	+38,208	+11,772,248	+922,760.90
	-1.90%	-1.26%	+3.82%	+12.34%	+12.30%
<b>JACKSONVILLE KENNEL CLUB, INC.</b>					
1979-1980	106	144	453,600	42,143,361	3,227,098.90
1980-1981	<u>105</u>	<u>141</u>	<u>436,018</u>	<u>41,782,058</u>	<u>3,191,509.96</u>
	- 1	- 3	-17,582	-361,303	-35,588.94
	- .94%	-2.08%	-3.88%	-.86%	-1.10%
<b>JEFFERSON COUNTY KENNEL CLUB, INC.</b>					
1979-1980	105	126	183,212	15,520,416	1,147,319.74
1980-1981	<u>104</u>	<u>125</u>	<u>172,052</u>	<u>14,619,750</u>	<u>1,060,460.91</u>
	- 1	- 1	-11,160	900,666	86,858.83
	-.95%	-.79%	-6.09%	-5.80%	-7.57%



	<u>Days</u>	<u>Perf.</u>	<u>Paid Attendance</u>	<u>Pari-Mutuel Handle</u>	<u>Revenue to State from Handle</u>
<b>GREYHOUND TRACKS</b>					
<b>KEYS RACING ASSOCIATION, LTD.</b>					
1979-1980	105	125	73,960	\$ 5,422,042	\$,,339,080.23
1980-1981	105	125	64,508	5,050,576	248,054.27
	-	-	-9,452	-371,466	-91,025.96
	-	-	-12.78%	-6.85%	-26.85%
<b>MIAMI BEACH KENNEL CLUB, INC.</b>					
1979-1980	105	104	378,970	35,051,080	2,717,956.95
1980-1981			<b>DID NOT OPERATE</b>		
<b>ORANGE PARK KENNEL CLUB, INC.</b>					
1979-1980	105	141	415,558	41,751,385	3,193,382.79
1980-1981	105	141	413,817	42,470,795	3,238,553.30
	-	-	-1,741	+719,410	+45,170.51
	-	-	-42%	+1.72%	+1.42%
<b>PENSACOLA GREYHOUND PARK, INC.</b>					
1979-1980	105	159	237,792	20,846,344	1,534,932.89
1980-1981	104	162	253,748	22,855,784	1,676,486.79
	-1	+3	+15,956	+2,009,440	+141,553.90
	-95%	+1.89%	+6.71%	+9.64%	+9.22%
<b>ST. PETERSBURG KENNEL CLUB, INC.</b>					
1979-1980	101	154	1,021,112	90,956,692	7,191,874.22
1980-1981	101	154	1,014,477	95,235,886	7,514,406.25
	-	-	-6,635	+4,279,194	+322,532.03
	-	-	-65%	+4.71%	+4.49%
<b>SANFORD-ORLANDO KENNEL CLUB, INC.</b>					
1979-1980	105	159	541,542	49,063,088	3,782,693.78
1980-1981	105	159	519,998	49,361,688	3,804,460.53
	-	-	-21,544	+298,600	+21,766.75
	-	-	-3.98%	-.61%	+.58%
<b>SARASOTA KENNEL CLUB, INC.</b>					
1979-1980	101	154	461,741	44,689,869	3,441,052.20
1980-1981	101	153	455,359	45,656,532	3,503,025.33
	-	-1	-6,382	+966,663	+61,973.13
	-	-65%	-1.38%	+2.16%	+1.80%

	<u>Days</u>	<u>Perf.</u>	<u>Paid Attendance</u>	<u>Pari-Mutuel Handle</u>	<u>Revenue to State from Handle</u>
<b><u>GREYHOUND TRACKS</u></b>					
SEMINOLE GREYHOUND PARK, INC.					
1979-1980			DID NOT OPERATE		
1980-1981	<u>50</u>	<u>73</u>	<u>134,113</u>	<u>\$ 13,382,818</u>	<u>\$ 1,010,698.85</u>
WASHINGTON COUNTY KENNEL CLUB, INC.					
1979-1980	105	144	203,222	17,808,907	1,312,024.41
1980-1981	<u>106</u>	<u>146</u>	<u>200,793</u>	<u>17,948,120</u>	<u>1,311,637.35</u>
	+ 1	+ 2	-2,429	+139,213	-387.06
	+95%	+1.39%	-1.20%	+78%	-.03%
WEST FLAGLER ASSOCIATES, LTD.					
1979-1980	155	230	1,194,138	137,806,916	10,892,783.15
1980-1981	<u>48</u>	<u>75</u>	<u>301,977</u>	<u>36,329,392</u>	<u>2,842,192.91</u>
CHANGE IN OPERATING DATES					
<b><u>TOTAL GREYHOUND TRACKS</u></b>					
1979-1980	1,869	2,631	9,113,638	874,302,749	67,856,358.37
1980-1981	<u>1,800</u>	<u>2,584</u>	<u>8,679,881</u>	<u>865,906,415</u>	<u>66,841,854.53</u>
	- 69	- 47	-433,757	-8,396,334	-1,014,503.84
	-3.69%	-1.79%	-4.76%	-.96%	-1.50%
<b><u>JAI-ALAI FRONTONS</u></b>					
DANIA JAI-ALAI PALACE, INC.					
1979-1980	105	159	802,036	48,706,261	2,877,983.40
1980-1981	<u>109</u>	<u>159</u>	<u>661,782</u>	<u>41,389,076</u>	<u>2,972,265.31</u>
	+ 4	-	-140,254	-7,317,185	+94,281.91
	+3.81%	-	-17.49%	-15.02%	+3.28%
FLORIDA JAI-ALAI					
1979-1980	105	159	382,333	26,565,797	1,548,771.68
1980-1981	<u>107</u>	<u>159</u>	<u>370,024</u>	<u>28,060,891</u>	<u>1,956,906.08</u>
	+ 2	-	-12,309	+1,495,094	+408,134.40
	-1.90%	-	-3.22%	+5.63%	+26.35%
FORT PIERCE JAI-ALAI, INC.					
1979-1980	106	158	260,035	19,109,627	1,150,038.49
1980-1981	<u>112</u>	<u>171</u>	<u>224,844</u>	<u>15,180,574</u>	<u>993,743.46</u>
	+ 6	+13	-35,191	-3,929,053	-156,295.03
	+5.66%	+8.23%	-13.53%	-20.56%	-13.59%

	<u>Days</u>	<u>Perf.</u>	<u>Paid Attendance</u>	<u>Pari-Mutuel Handle</u>	<u>Revenue to State from Handle</u>
<b>JAI-ALAI FRONTONS</b>					
<b>THE FRONTON, INC.</b>					
1979-1980			DID NOT OPERATE		
1980-1981	<u>228</u>	<u>342</u>	<u>890,797</u>	<u>\$59,783,789</u>	<u>\$4,176,979.42</u>
<b>GOLDEN CROWN CORP.</b>					
1979-1980	105	124	130,534	9,723,072	567,697.42
1980-1981	<u>105</u>	<u>125</u>	<u>129,725</u>	<u>10,037,062</u>	<u>599,348.38</u>
	-	+ 1	-809	+313,990	+31,650.96
	-	+ .81%	-.62%	+3.23%	+5.58%
<b>MIAMI JAI-ALAI, INC.</b>					
1979-1980	105	159	829,344	64,115,606	3,743,579.07
1980-1981	<u>105</u>	<u>159</u>	<u>722,496</u>	<u>57,544,858</u>	<u>4,127,840.16</u>
	-	-	-106,848	-6,570,748	+384,261.09
	-	-	-12.88%	-10.25%	+10.27%
<b>OCALA JAI-ALAI, INC.</b>					
1979-1980	104	157	238,689	15,607,024	933,178.67
1980-1981	<u>110</u>	<u>167</u>	<u>246,650</u>	<u>17,420,704</u>	<u>1,123,084.38</u>
	+ 6	+10	+7,961	+1,813,680	+189,905.71
	+5.77%	+6.37%	+3.34%	+11.62%	+20.35%
<b>SPORTS PALACE, INC.</b>					
1979-1980	109	165	248,139	17,326,706	1,009,305.00
1980-1981	<u>104</u>	<u>154</u>	<u>226,500</u>	<u>15,046,954</u>	<u>997,326.05</u>
	- 5	-11	-21,639	-2,279,752	-11,978.95
	-4.59%	-6.67%	-8.72%	-13.16%	-1.19%
<b>SUMMER JAI-ALAI</b>					
1979-1980			DID NOT OPERATE		
1980-1981	<u>145</u>	<u>213</u>	<u>774,516</u>	<u>61,532,505</u>	<u>4,379,247.54</u>
<b>SUMMERSPORT ENTERPRISES</b>					
1979-1980			DID NOT OPERATE		
1980-1981	<u>52</u>	<u>52</u>	<u>198,381</u>	<u>13,015,692</u>	<u>931,992.98</u>
<b>TAMPA JAI-ALAI, INC.</b>					
1979-1980	105	159	668,183	43,033,233	2,572,714.88
1980-1981	<u>105</u>	<u>159</u>	<u>632,470</u>	<u>41,518,165</u>	<u>2,974,259.80</u>
	-	-	-35,713	-1,515,068	+401,544.92
	-	-	-5.34%	-3.52%	+15.61%

	<u>Days</u>	<u>Perf.</u>	<u>Paid Attendance</u>	<u>Pari-Mutuel Handle</u>	<u>Revenue to State from Handle</u>
<b>JAI-ALAI FRONTONS</b>					
<b>VOLUSIA JAI-ALAI, INC.</b>					
1979-1980	125	178	379,667	\$ 25,082,789	\$ 1,510,188.28
1980-1981	130	181	375,268	24,886,006	1,709,634.40
	+ 5	+ 3	-4,399	-196,783	+199,446.12
	+4.00%	+1.69%	-1.16%	-7.8%	+13.21%
<b>TOTAL JAI-ALAI FRONTONS</b>					
1979-1980	969	1,418	3,938,960	269,270,115	15,913,456.89
1980-1981	1,412	2,041	5,453,453	385,416,276	26,942,627.96
	+ 443	+ 623	+1,514,493	+116,146,161	+11,029,171.07
	+45.72%	+43.94%	+38.45%	+43.13%	+69.31%
<b>TOTAL ALL TRACKS AND FRONTONS</b>					
1979-1980	3,380	4,591	16,223,047	\$1,588,944,696	\$103,692,943.33
1980-1981	3,711	5,124	17,074,874	\$1,683,134,201	\$104,468,360.14
	+ 331	+ 533	+851,827	+94,189,505	+775,416.81
	+9.79%	+11.61%	+5.25%	+5.93%	+7.5%

	<u>Account Groups</u>			
	<u>General Fixed Assets 1981</u>	<u>Capital Project Fund Special Revenue Long Term Debt 1981</u>	<u>General</u>	
	\$	\$	\$	
<b>ASSETS AND OTHER DEBITS:</b>				
Cash on Hand and in Transit				
Cash with State Board of Administration				1.25
Cash with State Treasurer		207,710.00		
Cash in Revolving Fund				
Investments (at Cost)				
Accounts Receivable:				
Revenues				
Returned Checks				
Due From Trust Funds				
Due From Other State Funds				
Due From Employees				
Revenues in Litigation				
Books	2,186.38			1.84
Laboratory Furniture and Equipment	424,631.45			1.84
Office Furniture and Equipment	143,592.33			
Vehicles	72,208.28			
Other Miscellaneous Property	1,737.74			
Amounts To Be Provided			11,513.18	
<b>TOTAL ASSETS AND OTHER DEBITS</b>	<u>\$644,356.18</u>	<u>\$207,710.00</u>	<u>\$11,513.18</u>	
<b>LIABILITIES, RESERVES, AND FUND BALANCES:</b>				
<b>FUND BALANCES:</b>				
Liabilities:				1.09
Accounts Payable:				
Salaries				
Other Personal Services				
Vendors				
Operating Capital Outlay				
Employees				
Other State Funds				
General Revenue Fund Unallocated				
General Revenue Service Charge				
Vendors Awards				
Cancelled Warrants				
Revenues Collected in Advance				
<b>TOTAL LIABILITIES</b>		- 0 -		
Encumbrances Outstanding		\$198,412.00		
Investments in Fixed Assets				
Property Transferred from other Division	6,345.12			
Investment from Special Revenue Fund	320,437.92			
Investment from Insurance Replacement	267.44			
Donations, Etc.	265.00			
Property Acquired Prior to June 30, 1978	317,040.70			
Unreserved Fund Balance		9,298.00		
Installment Purchases			11,513.18	
<b>TOTAL LIABILITIES, RESERVES, and FUND BALANCE</b>	<u>\$644,356.18</u>	<u>\$207,710.00</u>	<u>\$11,513.18</u>	


NOTE: Capital Project fund included for accounting procedures would place this Fu

**EXHIBIT " A "**  
**DEPARTMENT OF BUSINESS REGULATION**  
**DIVISION OF PARI-MUTUEL WAGERING**  
**COMPARATIVE BALANCE SHEET — ALL FUNDS AND ACCOUNT GROUPS**  
**JUNE 30, 1981**

	<i>Special Revenue Funds</i>				<i>Agency Funds</i>		<i>Account Groups</i>			
	<i>Operations</i>	<i>Insurance</i>	<i>Florida</i>	<i>Racing</i>	<i>General</i>	<i>Collections</i>	<i>General</i>	<i>Capital</i>	<i>General</i>	
	<i>1981</i>	<i>Replacement</i>	<i>Thoroughbred</i>	<i>Research</i>	<i>Revenue</i>	<i>for other</i>	<i>Fixed</i>	<i>Project</i>	<i>Long Term</i>	
	<i>1981</i>	<i>Fund</i>	<i>Breeders</i>	<i>Trust Funds</i>	<i>Agency Fund</i>	<i>State</i>	<i>Assets</i>	<i>Fund</i>	<i>Debt</i>	
	<i>1981</i>	<i>1981</i>	<i>Promotional</i>	<i>1981</i>	<i>1981</i>	<i>Agencies</i>	<i>1981</i>	<i>Special Revenue</i>	<i>1981</i>	
	<i>1981</i>	<i>1981</i>	<i>Trust Fund</i>	<i>1981</i>	<i>1981</i>	<i>1981</i>	<i>1981</i>	<i>1981</i>	<i>1981</i>	
	<i>1981</i>	<i>1981</i>	<i>1981</i>	<i>1981</i>	<i>1981</i>	<i>1981</i>	<i>1981</i>	<i>1981</i>	<i>1981</i>	
<b>ASSETS AND OTHER DEBITS:</b>	\$	\$	\$	\$	\$	\$	\$	\$	\$	
Cash on Hand and in Transit										
Cash with State Board of Administration	2,323.07									
Cash with State Treasurer	147,964.68	140.79	114,267.22	2,883.20			21,673.00	207,710.00		
Cash in Revolving Fund	200.00									
Investments (at Cost)	627,204.98									
Accounts Receivable:										
Revenues	445,560.00		121,335.24		3,495,102.12		3,495,359.91			
Returned Checks	174.00						735.00			
Due From Trust Funds	1,349.50									
Due From Other State Funds										
Due From Employees	412.38									
Revenues in Litigation	27,450.00									
Books							2,186.38			
Laboratory Furniture and Equipment							424,631.45			
Office Furniture and Equipment							143,592.33			
Vehicles							72,208.28			
Other Miscellaneous Property							1,737.74			
Amounts To Be Provided									11,513.18	
<b>TOTAL ASSETS AND OTHER DEBITS</b>	<b>\$1,252,638.61</b>	<b>\$ 140.79</b>	<b>\$ 235,602.46</b>	<b>\$ 2,883.20</b>	<b>\$3,495,102.12</b>	<b>- 0 -</b>	<b>\$3,517,767.91</b>	<b>\$644,356.18</b>	<b>\$207,710.00</b>	<b>\$11,513.18</b>
<b>LIABILITIES, RESERVES, AND FUND BALANCES:</b>										
Liabilities:										
Accounts Payable:										
Salaries	\$ 44,914.63									
Other Personal Services	52,692.51									
Vendors	11,818.68									
Operating Capital Outlay	1,786.26									
Employees	45.84									
Other State Funds	74.40									
General Revenue Fund Unallocated	113,806.53			8.00	\$3,495,102.12		\$3,517,767.91			
General Revenue Service Charge										
Vendors Awards			141,562.50							
Cancelled Warrants	295.16		9,959.55							
Revenues Collected in Advance										
<b>TOTAL LIABILITIES</b>	<b>\$ 225,434.01</b>		<b>\$ 151,522.05</b>	<b>8.00</b>	<b>\$3,495,102.12</b>		<b>\$3,517,767.91</b>		<b>- 0 -</b>	
Encumbrances Outstanding	\$ 27,204.60								\$198,412.00	
Investments in Fixed Assets										
Property Transferred from other Divisions							6,345.12			
Investment from Special Revenue Fund							320,437.92			
Investment from Insurance Replacement Trust Fund							267.44			
Donations, Etc.							265.00			
Property Acquired Prior to June 30, 1978							317,040.70			
Unreserved Fund Balance	1,000,000.00	140.79	84,080.41	2,875.20				9,298.00		
Installment Purchases										11,513.18
<b>TOTAL LIABILITIES, RESERVES, and FUND BALANCE</b>	<b>\$1,252,638.61</b>	<b>\$ 140.79</b>	<b>\$ 235,602.46</b>	<b>\$ 2,883.20</b>	<b>\$3,495,102.12</b>	<b>- 0 -</b>	<b>\$3,517,767.91</b>	<b>\$644,356.18</b>	<b>\$207,710.00</b>	<b>\$11,513.18</b>

NOTE: Capital Project fund included for comparison only, standard accepted accounting procedures would place this Fund in a discreet exhibit.

The Trust & Agency Funds for operating & additional Harness & Dog Track were eliminated in the prior year and replaced by the Tax Collection Trust Funds. (See note to prior year statements).



REVENUE FUNDS

	<u>Research Trust Fund</u>		<u>Capital Projects Fund</u>		
	<u>Actual</u>	<u>variance favorable (unfavorable)</u>	<u>Budget</u>	<u>Actual</u>	<u>variance favorable (unfavorable)</u>
REVENUES:	\$		\$	\$	\$
Pari-Mutuel Interest					
Prior Year Miscellaneous Transfers					
Prior Year Special Revenue					
Pari-Mutuel Fines	2,995.00	( 22,005.00)			
Allocation forward			25,878.29	25,878.29	- 0 -
Intergovernmental Revenues			30,500.00	30,500.00	- 0 -
			192,675.00	192,675.00	- 0 -
<b>TOTAL</b>	<b>2,995.00</b>	<b>( 22,005.00)</b>	<b>249,053.29</b>	<b>249,053.29</b>	<b>- 0 -</b>
EXPENDITURES:					
Salaries					
Other Personnel Expense					
Grants					
Operating Expenses					
Refunds					
Transfers to Other Funds					
Investment Service Charge	119.80	880.20			
Certified Funds			25,878.29	25,878.29	- 0 -
Other Non-Special Revenue					
Architectural Construction			19,948.00	8,150.00	11,798.00
			203,227.00	7,315.00	195,912.00
<b>TOTAL</b>	<b>119.80</b>	<b>880.20</b>	<b>249,053.29</b>	<b>41,343.29</b>	<b>207,710.00</b>
Excess (Deficiency) Expenditures	2,875.20	( 21,124.80)	- 0 -	207,710.00	207,710.00
Fund Balance	- 0 -	- 0 -	- 0 -	- 0 -	- 0 -
Fund Balance	\$2,875.20	(\$21,124.80)	\$ - 0 -	\$207,710.00	\$207,710.00

statement for comparison to prior year format. Special Revenue Fund. However, under generally reported under a separate set of funds. This generally accepted accounting principals.

ns  
r  
cies  
1.25

1.84  
1.84

1.09



**EXHIBIT " B "**  
**DEPARTMENT OF BUSINESS REGULATION**  
**DIVISION OF PARI-MUTUEL WAGERING**  
**STATEMENT OF REVENUE EXPENDITURES AND CHANGES IN FUND BALANCES**  
**FOR THE FISCAL YEAR ENDED JUNE 30, 1981**

	<u>Pari-Mutuel Wagering Trust Funds</u>			<u>Fire Insurance Replacement Trust Fund</u>			<u>Florida Thoroughbred Breeders Promotional Trust Fund</u>			<u>SPECIAL REVENUE FUNDS</u>			<u>Capital Projects Fund</u>		
	<u>Budget</u>	<u>Actual</u>	<u>variance favorable (unfavorable)</u>	<u>Budget</u>	<u>Actual</u>	<u>variance favorable (unfavorable)</u>	<u>Budget</u>	<u>Actual</u>	<u>variance favorable and (unfavorable)</u>	<u>Budget</u>	<u>Actual</u>	<u>variance favorable (unfavorable)</u>	<u>Budget</u>	<u>Actual</u>	<u>variance favorable (unfavorable)</u>
	\$	\$	\$	\$	\$	\$	\$	\$	\$	\$	\$	\$	\$	\$	\$
<b>REVENUES:</b>															
Pari-Mutuel Fees	4,508,720.00	4,982,150.00	473,430.00												
Interest	32,000.00	29,528.05	(2,471.95)												
Prior Year Refunds	1,500.00	8,971.44	7,471.44												
Miscellaneous	- 0 -	25,377.44	25,377.44												
Transfers	- 0 -	255.51	255.51												
Prior Year Expense	48,119.88	48,119.88	- 0 -												
Special Revenue															
Pari-Mutuel Taxes															
Fines															
Allocations approved for certified forward													25,878.29	25,878.29	- 0 -
Intergovernmental													30,500.00	30,500.00	- 0 -
Revenues Collected in Advance													192,675.00	192,675.00	- 0 -
<b>TOTAL REVENUES</b>	<b>4,590,339.88</b>	<b>5,094,402.32</b>	<b>504,062.44</b>	<b>- 0 -</b>	<b>- 0 -</b>	<b>- 0 -</b>	<b>2,986,200.00</b>	<b>2,455,054.11</b>	<b>( 531,145.89)</b>	<b>25,000.00</b>	<b>2,995.00</b>	<b>( 22,005.00)</b>	<b>249,053.29</b>	<b>249,053.29</b>	<b>- 0 -</b>
<b>EXPENDITURES:</b>															
Salaries	1,208,476.00	1,205,125.34	3,350.66												
Other Personal Services	1,119,921.00	1,011,399.73	108,521.27												
Expense	407,310.00	409,792.87	(2,482.87)												
Grants	250,000.00	165,060.00	84,940.00				2,500,000.00	2,401,673.51	98,326.49						
Operating Capital Outlay	76,202.00	62,466.52	13,735.48												
Refunds	50,000.00	7,771.26	42,228.74												
Transfers	286,693.00	286,323.00	370.00												
Transfers to General Revenue Fund	5,600,000.00	1,046,041.84	4,553,958.16												
Investments	1,000,000.00		1,000,000.00												
Service Charge to General Revenue Fund	700,000.00	195,010.30	504,989.70				100,000.00	98,460.40	1,539.60	1,000.00	119.80	880.20			
Certified Forward	39,867.48	39,867.48	- 0 -										25,878.29	25,878.29	- 0 -
Other Non-Operating	- 0 -	(2,820.62)	2,820.62												
Special Revenue															
Architect													19,948.00	8,150.00	11,798.00
Construction													203,227.00	7,315.00	195,912.00
<b>TOTAL EXPENDITURES</b>	<b>10,738,469.48</b>	<b>4,426,037.72</b>	<b>6,312,431.76</b>	<b>- 0 -</b>	<b>- 0 -</b>	<b>- 0 -</b>	<b>2,600,000.00</b>	<b>2,500,133.91</b>	<b>99,866.09</b>	<b>1,000.00</b>	<b>119.80</b>	<b>880.20</b>	<b>249,053.29</b>	<b>41,343.29</b>	<b>207,710.00</b>
Excess (Deficiency) Revenues over Expenditures	(6,148,129.60)	668,364.60	6,816,494.20	- 0 -	- 0 -	- 0 -	386,200.00	( 45,079.80)	( 431,279.80)	24,000.00	2,875.20	( 21,124.80)	- 0 -	207,710.00	207,710.00
Fund Balance at Beginning of Year	358,840.00	358,840.00	- 0 -	140.79	140.79	- 0 -	129,160.21	129,160.21	- 0 -	- 0 -	- 0 -	- 0 -	- 0 -	- 0 -	- 0 -
Fund Balance at End of Year	<u>(\$ 5,789,289.60)</u>	<u>\$1,027,204.60</u>	<u>\$6,816,494.20</u>	<u>\$140.79</u>	<u>\$140.79</u>	<u>- 0 -</u>	<u>\$ 515,360.21</u>	<u>\$ 84,080.41</u>	<u>(\$431,279.80)</u>	<u>\$24,000.00</u>	<u>\$2,875.20</u>	<u>(\$21,124.80)</u>	<u>\$ - 0 -</u>	<u>\$207,710.00</u>	<u>\$207,710.00</u>

The Capital Projects Fund is included in this statement for comparison to prior year format. The Capital Projects Fund is funded by the Special Revenue Fund. However, under generally accepted accounting principals, this fund is reported under a separate set of funds. This statement, therefore, does not conform to generally accepted accounting principals.

80

RECEIPTS

Taxes

Fines

Miscel

Taxes

Licent

Fees -

Miscel

Taxes

TOTAL

ns  
r  
cies  
2.25

DISBURSE

Depos

Transf

Aid to

Servic

Refun

Depos

TOTAL

1.84

1.84

Excess (D

Over I

1.09


—

==

**EXHIBIT " C "**  
**DEPARTMENT OF BUSINESS REGULATION**  
**DIVISION OF PARI-MUTUEL WAGERING**  
**SUPPLEMENTAL SCHEDULE OF RECEIPTS AND DISBURSEMENTS—ESTIMATED and ACTUAL**  
**FOR THE FISCAL YEAR ENDED JUNE 30, 1981**

	<u>Agency Fund</u>			<u>Tax Collection Trust Fund</u>			<u>Collections for Other State Agencies</u>		
	<u>Estimated</u>	<u>Actual</u>	<u>variance favorable (unfavorable)</u>	<u>Estimated</u>	<u>Actual</u>	<u>variance favorable (unfavorable)</u>	<u>Estimated</u>	<u>Actual</u>	<u>variance favorable (unfavorable)</u>
<b>RECEIPTS:</b>	\$	\$	\$	\$	\$	\$	\$	\$	\$
Taxes - General Revenue	50,274,584.00	49,814,857.40	( 459,726.60)						
Fines - General Revenue	-	16,200.00	16,200.00						
Miscellaneous - General Revenue	-	91,492.35	91,492.35						
Taxes - Trust Fund				50,274,583.00	49,806,843.48	( 467,739.52)			
Licenses - Trust Fund				601,730.00	619,320.00	17,590.00			
Fees - Trust Fund				32,770.00	37,800.00	5,030.00			
Miscellaneous - Trust Fund					432.70	432.70			
Taxes - Other State Agencies							3,117,350.00	2,804,102.83	( 313,247.17)
<b>TOTAL RECEIPTS</b>	<u>\$50,274,584.00</u>	<u>\$49,922,549.75</u>	<u>(\$352,034.25)</u>	<u>\$50,909,083.00</u>	<u>\$50,464,396.18</u>	<u>(\$ 444,686.82)</u>	<u>\$3,117,350.00</u>	<u>\$2,804,102.83</u>	<u>(\$313,247.17)</u>
<b>DISBURSEMENTS:</b>	\$	\$	\$	\$	\$	\$	\$	\$	\$
Deposits to General Revenue	50,274,584.00	49,922,549.75	352,034.25						
Transfers to General Revenue				20,740,000.00	18,564,530.94	2,175,469.06			
Aid to Counties				29,915,500.00	29,915,500.00	-			
Service Charge to General Revenue				2,261,000.00	1,984,365.24	276,634.76			
Refunds				10,000.00	- 0 -	10,000.00			
Deposits to Other State Agencies							3,117,350.00	2,804,102.83	313,247.17
<b>TOTAL DISBURSEMENTS</b>	<u>\$50,274,584.00</u>	<u>\$49,922,549.75</u>	<u>\$352,034.25</u>	<u>\$52,926,500.00</u>	<u>\$50,464,396.18</u>	<u>\$2,462,103.82</u>	<u>\$3,117,350.00</u>	<u>\$2,804,102.83</u>	<u>\$313,247.17</u>
<b>Excess (Deficiency) Receipts Over Disbursements</b>	<u>\$ - 0 -</u>	<u>\$ - 0 -</u>	<u>\$ - 0 -</u>	<u>(\$2,017,417.00)</u>	<u>\$ - 0 -</u>	<u>\$2,017,417.00</u>	<u>\$ - 0 -</u>	<u>\$ - 0 -</u>	<u>\$ - 0 -</u>

The additional Harness & Dog Track Trust Fund is not reported, as there was no activity. This fund was eliminated June 4, 1980.



**EXHIBIT " D "**  
**DEPARTMENT OF BUSINESS REGULATION**  
**DIVISION OF PARI-MUTUEL WAGERING**  
**AGENCY AND TRUST FUNDS**  
**STATEMENT OF CASH RECEIPTS AND DISBURSEMENTS**  
**FOR THE FISCAL YEAR ENDED JUNE 30, 1981**

	<u>Agency Fund</u>	<u>Tax Collection Trust Fund</u>	<u>Additional Harness and Dog Track Trust Fund</u>	<u>Collections for other State Agencies</u>
Balance On Hand July 1, 1980	\$ 4,527,472.09	\$ 209.00	\$2,170,556.25	\$ 157,052.25
<b>RECEIPTS:</b>				
Taxes - General Revenue	48,982,194.10			
Fines - General Revenue	16,175.00			
Miscellaneous - General Revenue	91,492.35			
Other - General Revenue	4,736.98			
Taxes - Trust Fund		48,973,647.78	- 0 -	
Stable and Kennel Fees - Trust Fund		36,850.00		
Licenses - Trust Fund		598,024.00		
Miscellaneous - Trust Fund		402.70		
Taxes - Other State Agencies				\$2,864,524.84
<b>TOTAL RECEIPTS</b>	<u>\$49,094,598.43</u>	<u>\$49,608,924.48</u>	<u>- 0 -</u>	<u>\$2,864,524.84</u>
<b>DISBURSEMENTS:</b>				
Deposits to General Revenue	\$ 52,726,206.52			
Service Charge - General Revenue Fund	389,189.10	1,846,664.09		
Transfers to Other Funds	506,674.90			
Transfers to General Revenue		17,825,296.39	2,170,556.25	
Aid to Counties		29,915,500.00		
Deposits to Other State Agencies				3,021,577.09
<b>TOTAL DISBURSEMENTS</b>	<u>\$53,622,070.52</u>	<u>\$49,587,460.48</u>	<u>\$ - 0 -</u>	<u>\$ - 0 -</u>
Balance On Hand June 30, 1981	<u>\$ - 0 -</u>	<u>\$ 21,673.00</u>	<u>\$ - 0 -</u>	<u>\$ - 0 -</u>

The additional Harness & Dog Track Trust Fund was eliminated by House Bill 1825 on June 4, 1980. This statement reflects the final cash activity in this fund.

**EXHIBIT " E "**  
**DEPARTMENT OF BUSINESS REGULATION**  
**DIVISION OF PARI-MUTUEL WAGERING**  
**SUPPLEMENTAL SCHEDULE OF GENERAL LONG TERM DEBT**  
**FOR THE FISCAL YEAR ENDED JUNE 30, 1981**

**STATE INSTALLMENT PURCHASES**

Amount To Be Provided	<u>\$ 11,513.18</u>
TOTAL	<u>\$ 11,513.18</u>

**TOTAL AVAILABLE AND TO BE PROVIDED**

Installment Purchases	<u>\$ 11,513.18</u>
TOTAL	<u><u>\$ 11,513.18</u></u>

## EXHIBIT


## TRACK/FRONTON REVENUES

ASSOCIATION	Track Commission	Breakage	Withheld for Additional Purses	Withheld for Capital Improvement	Total Track Revenues from P/M Handle	Distributed to Public from P/M Handle
<b>GREYHOUND RACING</b>						
Associated Outlets	8,406,731.03		\$ 362,107.14	\$ 362,107.14	\$ 9,130,945.31	\$ 64,471,670.65
Bayard Raceway	2,737,698.73		120,262.50	99,001.34	2,956,962.57	20,541,494.31
Biscayne Kennel	5,286,165.85		763,867.75	763,867.75	17,813,901.35	125,117,085.73
Bonita Ft. Myers	9,620,944.11		163,216.68	163,216.68	3,947,377.47	27,088,807.64
Daytona Beach	9,429,915.36		134,808.18	134,808.18	3,699,531.72	25,667,202.92
Investment Corp.	1,193,200.76		250,048.08	250,048.08	5,693,296.92	39,322,548.02
Investment Corp.	1,248,435.93		501,368.56	501,368.56	12,251,173.05	86,586,467.87
Jacksonville Kennel	1,469,087.03		192,414.48	192,414.48	4,853,915.99	33,789,113.10
Jefferson County	1,635,503.77		69,432.54	21,634.92	1,726,571.23	11,849,923.06
Keys Racing Assn.	686,173.34		22,330.74		708,504.08	4,100,468.45
Orange Park Kennel	1,539,013.74		201,225.52	201,225.52	4,941,464.78	34,339,385.92
Pensacola Greyhound	1,521,991.60		95,122.34	95,122.34	2,712,236.28	18,495,799.33
St. Petersburg Kennel	1,002,027.63		419,655.38		10,421,683.01	77,409,730.99
Sanford-Orlando	1,267,170.49		225,546.44	225,546.44	5,718,263.37	39,906,563.84
Sarasota Kennel	1,873,311.01		99,545.06	209,899.32	5,182,755.39	37,022,516.68
Seminole Greyhound	1,454,692.68		59,435.46	59,435.46	1,573,563.60	10,820,735.52
Washington County	1,995,014.96		66,541.04	66,541.04	2,128,097.04	14,534,488.70
West Flagler Assn.	1,832,804.30		176,684.86	176,684.86	4,186,174.02	29,332,079.78
<b>TOTAL GREYHOUND</b>	<b>1,199,882.32</b>		<b>3,923,612.75</b>	<b>3,522,922.11</b>	<b>99,646,417.18</b>	<b>700,396,082.51</b>
<b>JAI-ALAI FRONTON</b>						
Dania Jai-Alai Palace	1,017,609.86			125,857.66	5,143,467.52	33,359,374.83
Florida Jai-Alai	1,453,134.36			100,276.46	3,553,410.82	22,598,677.22
Fort Pierce Jai-Alai	1,936,008.87			30,182.24	1,966,191.11	12,249,869.15
Fronton, Inc.	1,350,349.38			234,566.11	7,584,915.49	48,137,697.70
Golden Crown Club	1,336,236.57			31,540.02	1,367,776.59	8,086,801.28
Miami Jai-Alai, Inc.	1,951,230.83			295,460.94	7,246,691.77	46,264,250.55
Ocala Jai-Alai, Inc.	1,238,626.85			53,112.58	2,291,739.43	14,037,944.69
Sports Palace, Inc.	1,906,252.95			55,211.00	1,961,463.95	12,117,609.00
Summer Jai-Alai	1,467,943.93			96,928.40	7,564,872.33	49,689,072.21
Summersport Ent.	1,579,050.83			37,884.18	1,616,935.01	10,492,553.54
Tampa Jai-Alai, Inc.	1,037,220.62			164,145.18	5,201,365.80	33,424,760.50
Volusia Jai-Alai, Inc.	1,091,363.70			97,853.44	3,189,217.14	20,035,939.30
<b>TOTAL JAI-ALAI</b>	<b>1,365,028.75</b>			<b>1,323,018.21</b>	<b>48,688,046.96</b>	<b>310,494,549.97</b>
<b>HARNESS RACING</b>						
Tourist Attractions	1,753,301.99		3,700,392.05	419,430.58	8,873,124.62	39,479,312.22
<b>QUARTER HORSE</b>						
Gator Downs Race	1,135,576.14		610,269.42	89,153.43	1,834,998.99	8,126,210.21
<b>HORSE RACING ASSOCIATIONS</b>						
Calder Race Course	1,312,556.71		8,147,489.57	753,089.68	18,213,135.96	87,131,931.52
Gulfstream Park	1,148,134.10		7,764,879.28	828,096.79	16,741,110.17	83,031,819.42
Hialeah, Inc.	1,211,429.29		5,523,277.61	591,131.94	12,325,838.84	59,056,296.70
Tampa Bay Downs	1,791,359.96		1,972,408.50	211,821.07	4,975,589.53	21,063,657.60
Tropical Park, Inc.	1,088,825.63		4,514,580.45	393,290.28	9,996,696.36	48,329,711.20
<b>TOTAL HORSE RACING</b>	<b>1,552,305.69</b>		<b>27,922,635.41</b>	<b>2,777,429.76</b>	<b>62,252,370.86</b>	<b>298,613,416.44</b>
<b>TOTAL ALL ASSOCIATIONS AND FRONTONS</b>	<b>1,006,094.89</b>		<b>\$36,156,909.63</b>	<b>\$8,131,954.09</b>	<b>\$221,294,958.61</b>	<b>\$1,357,109,571.35</b>

\* Excess Breakage








# EXHIBIT PERFORMANCES

## TRACK/FRONTON REVENUES

ASSOCIATION	Track Commission	Breakage	Withheld for Additional Purses	Withheld for Capital Improvement	Total Track Revenues from P/M Handle	Distributed to Public from P/M Handle
<b>GREYHOUND</b>						
Assoc	\$ 130,885.68		\$ 5,458.06	\$ 5,458.06	\$ 141,801.80	\$ 999,478.60
Bayare	85,585.95		3,882.48	2,986.10	92,454.53	637,496.00
Biscay	144,087.17		6,903.80	6,903.80	157,894.77	1,107,594.34
Bonita	46,860.64		1,996.00	1,996.00	50,852.64	344,018.90
Dayton	69,160.79		2,896.98	2,896.98	74,954.75	517,521.30
Investr	121,166.32		5,680.59	5,680.59	132,527.50	914,942.63
Investr	129,573.38		5,358.20	5,358.20	140,289.78	996,200.75
Jackso	54,369.18		2,322.26	2,322.26	59,013.70	408,802.80
Jeffers	44,653.99		1,882.93		46,536.92	318,915.64
Keys R	15,470.68		495.34		15,966.02	90,811.40
Orange	46,366.08		1,979.56	1,979.56	50,325.20	346,581.20
Pensac	68,224.84		2,662.48	2,662.48	73,549.80	495,162.49
St. Pet	131,479.60		5,450.42		136,930.02	1,009,481.60
Sanfor	92,216.80		3,721.82	3,721.82	99,660.44	697,695.80
Sarasot	74,445.97		3,305.12	3,305.12	81,056.21	559,156.30
Seminole	27,501.87		1,115.00	1,115.00	29,731.87	199,841.60
Washin	24,695.67		804.28	804.28	26,304.23	163,453.39
West F	89,409.34		4,384.26	4,384.26	98,177.86	681,318.28
<b>TOTAL</b>	<b>1,396,153.95</b>		<b>60,299.58</b>	<b>51,574.51</b>	<b>1,508,028.04</b>	<b>10,488,473.02</b>
<b>JAI-ALAI</b>						
Dania J	87,686.19			2,294.48	89,980.67	575,571.50
Florida	77,917.65			2,309.08	80,226.73	502,282.90
Ft. Pies	43,220.18				43,220.18	272,833.60
The Fr	55,279.87			1,688.38	56,968.25	359,554.80
Golden	44,868.28			1,157.82	46,026.10	257,000.40
Miami	147,503.06			6,342.04	153,845.10	978,455.90
Ocala J	17,516.76			366.18	17,882.94	95,124.63
Sports	55,506.13			1,620.34	57,126.47	344,510.02
Tampa	160,327.26			5,719.28	166,046.54	1,052,278.50
Volusia	41,293.14			1,387.80	42,680.94	258,705.60
<b>TOTAL</b>	<b>731,118.52</b>			<b>22,885.40</b>	<b>754,003.92</b>	<b>4,696,317.85</b>
<b>HARNESS</b>						
Tourist	113,099.28		83,333.25	9,464.05	205,896.58	888,296.80
<b>HORSE R.</b>						
Hialeah	266,036.25		207,788.04	22,519.98	496,344.27	2,216,496.27
Tampa	293,237.43		205,560.45	22,424.02	521,221.90	2,194,962.57
<b>TOTAL</b>	<b>559,273.68</b>		<b>413,348.49</b>	<b>44,944.00</b>	<b>1,017,566.17</b>	<b>4,411,458.84</b>
<b>TOTAL</b>	<b>\$2,799,645.43</b>		<b>\$556,981.32</b>	<b>\$128,867.96</b>	<b>\$3,485,494.71</b>	<b>\$20,484,546.51</b>

\* Seminole





## SUMMARY OF RACING REVENUES

From Regular Pari-Mutuel Performances .....	\$104,468,360.14
(See Insert Sheet)	
From Charity/Scholarship Day Performances .....	107,960.00
**(See Insert Sheet) Daily License Fee	
Florida Thoroughbred Breeders' Promotional Trust Fund .....	<u>43,084.22</u>
<b>TOTAL STATE TAX REVENUE .....</b>	<b>\$104,619,404.36</b>
Escheat Tickets Deposited To Promotional Trust Funds .....	438,873.40
Florida Thoroughbred Breeders', Harness and Quarter Horse	
Promotional Trust Funds .....	<u>2,561,091.86</u>
<b>TOTAL .....</b>	<b>\$107,619,369.62</b>
From Other Revenue Sources	
Licenses .....	619,320.00
Stable/Kennel Name Registration .....	37,800.00
Escheat Tickets .....	1,884,234.45
Department of Education Racing — Scholarship Fund .....	550,438.02
Miscellaneous Revenues .....	136,497.49
Refunds of Prior Year's Appropriations .....	<u>13,511.63</u>
<b>TOTAL .....</b>	<b>\$ 3,241,801.59</b>
<b>GRAND TOTAL .....</b>	<b><u><u>\$110,861,171.21</u></u></b>

**EXHIBIT "H"**  
**DIVISION OF PARI-MUTUEL WAGERING**  
**FROM EXTRA DAYS OF RACING FOR**  
**BOARD OF REGENTS — SCHOLARSHIP FUND**

Associated Outdoor Clubs, Inc. ....	\$ 41,672.49
Bonita-Ft. Myers Corp. ....	12,694.00
Dania Jai-Alai Palace, Inc. ....	12,061.08
Daytona Beach Kennel Club, Inc. ....	19,603.88
Florida Downs & Turf Club ....	9,536.77
Florida Jai-Alai, Inc. ....	13,703.51
Fort Pierce Jai-Alai, Inc. ....	5,885.87
Golden Crown Corp., Inc. ....	3,617.17
Gulfstream Park Racing Association, Inc. ....	37,819.30
Investment Corp. of Palm Beach ....	31,919.00
Investment Corp. of South Florida ....	57,109.35
Jefferson County Kennel Club, Inc. ....	6,161.44
Keys Racing Association, Ltd. ....	2,452.96
Miami Jai-Alai, Inc. ....	38,374.91
Ocala Jai-Alai, Inc. ....	523.36
Pensacola Greyhound Park, Inc. ....	10,478.40
St. Petersburg Kennel Club, Inc. ....	50,847.89
Sanford-Orlando Kennel Club, Inc. ....	43,072.21
Sarasota Kennel Club, Inc. ....	32,467.59
Sports Palace, Inc. ....	7,637.00
Tampa Jai-Alai, Inc. ....	22,380.70
Tourist Attractions, Inc. ....	12,678.62
Volusia Jai-Alai, Inc. ....	7,439.00
Washington County Kennel Club, Inc. ....	10,258.08
West Flagler Associates Ltd. ....	<u>60,043.44</u>
<b>TOTAL RECEIPTS DEPOSITED</b>	
<b>TO SCHOLARSHIP FUND</b> .....	<u><u>\$550,438.02</u></u>

**EXHIBIT "I"**  
**DIVISION OF PARI-MUTUEL WAGERING**  
**FROM ESCHEATED PARI-MUTUEL TICKETS FOR**  
**PRINCIPAL OF STATE SCHOOL FUND**

	<i>From 1978-1979 Season</i>	<i>From 1979-1980 Season</i>	<i>Grand Total</i>
Associated Outdoor Clubs, Inc.	\$	\$ 95,623.00	\$
Bayard Raceways, Inc.	28,229.90		
Biscayne Kennel Club, Inc.	94,329.50		
Bonita Ft. Myers Corp.		67,362.60	
Calder Race Course, Inc.	10,267.20		
Dania Jai-Alai Palace, Inc.		91,195.40	
Daytona Beach Kennel Club, Inc.	59,944.50		
Florida Jai-Alai, Inc.		48,550.40	
Fort Pierce Jai-Alai, Inc.	29,338.70		
Golden Crown Corp.	19,800.60		
Hialeah, Inc.	86,272.15		
Investment Corp. of Palm Beach	77,340.70	80,836.90	
Investment Corp. of South Florida		125,277.00	
Jacksonville Kennel Club, Inc.	51,119.00	57,868.00	
Jefferson County Kennel Club, Inc.	18,872.90		
Keys Racing Association, Ltd.		7,917.80	
Miami Beach Kennel Club, Inc.		34,093.50	
Miami Jai-Alai, Inc.		205,538.90	
Ocala Jai-Alai, Inc.	23,741.60		
Orange Park Kennel Club, Inc.		55,970.50	
Pensacola Greyhound Park, Inc.	37,833.90		
St. Petersburg Kennel Club, Inc.		127,189.40	
Sarasota Kennel Club, Inc.	67,016.30		
Sports Palace, Inc.		30,297.50	
Tampa Jai-Alai, Inc.	78,186.40		
Volusia Jai-Alai, Inc.	45,421.20		
Washington County Kennel Club, Inc.	37,589.80		
West Flagler Associates, Ltd.	91,209.20		
<b>TOTAL RECEIPTS DEPOSITED TO SCHOOL FUND</b>	<b>\$856,513.55</b>	<b>\$1,027,720.90</b>	<b>\$1,884,234.45</b>



**EXHIBIT "J"**  
**DIVISION OF PARI-MUTUEL WAGERING**  
**RACING REVENUE COLLECTED BY**  
**GEOGRAPHICAL LOCATION**

<b>Brevard County</b>			
Sports Palace, Inc.	\$	\$ 998,831.05	.95%
<b>Broward County</b>			
Dania Jai-Alai Palace, Inc.	2,974,307.31		
Gator Downs Racing, Inc.	106,968.83		
Gulfstream Park Racing Assoc.	3,383,782.10		
Investment Corp. of South Florida	8,438,093.90		
Summersport Enterprises Ltd.	938,314.98		
Tourist Attractions, Inc.	<u>876,153.24</u>	\$ 16,717,620.36	15.88%
<b>Clay County</b>			
Orange Park Kennel Club, Inc.		\$ 3,240,463.30	3.08%
<b>Dade County</b>			
General Office—Miscellaneous			
Receipts and Licenses	150,659.12		
Biscayne Kennel Club, Inc.	12,178,514.80		
Calder Race Course, Inc.	2,925,871.30		
Hialeah, Inc.	2,003,826.00		
Miami Jai-Alai, Inc.	4,129,577.16		
Summer Jai-Alai	4,390,761.54		
Tropical Park, Inc. (at Calder)	1,640,856.48		
West Flagler Assoc., Ltd.	<u>2,857,488.91</u>	\$ 30,277,555.31	28.76%
<b>Duval County</b>			
Jacksonville Kennel Club, Inc.		\$ 3,194,313.96	3.03%
<b>Escambia County</b>			
Pensacola Greyhound Park, Inc.		\$ 1,686,904.79	1.60%
<b>Gadsden County</b>			
Golden Crown Corp.		\$ 600,885.38	.57%
<b>Hillsborough County</b>			
Associated Outdoor Clubs, Inc.	6,224,610.62		
Tampa Bay Downs, Inc.	176,953.70		
Tampa Jai-Alai, Inc.	<u>2,977,965.80</u>	\$ 9,379,530.12	8.91%
<b>Jefferson County</b>			
Jefferson County Kennel Club, Inc.		\$ 1,068,233.91	1.01%

<b>Lee County</b>			
Bonita-Ft. Myers Corporation	\$	\$ 2,588,229.91	2.46%
<b>Marion County</b>			
Ocala Jai-Alai, Inc.		\$ 1,126,880.38	1.07%
<b>Monroe County</b>			
Keys Racing Association, Ltd.		\$ 250,829.27	.24%
<b>Palm Beach County</b>			
The Fronton, Inc.		4,184,840.42	
Investment Corp. of Palm Beach		<u>3,756,034.75</u>	\$ 7,940,875.17 7.55%
<b>Pinellas County</b>			
St. Petersburg Kennel Club, Inc.		\$ 7,524,147.25	7.15%
<b>St. John's County</b>			
Bayard Raceways, Inc.		\$ 1,916,152.27	1.82%
<b>St. Lucie County</b>			
Ft. Pierce Jai-Alai, Inc.		\$ 998,202.46	.95%
<b>Sarasota County</b>			
Sarasota Kennel Club, Inc.		\$ 3,520,068.33	3.34%
<b>Seminole County</b>			
Florida Jai-Alai, Inc.		1,960,965.08	
Sanford-Orlando Kennel Club, Inc.		3,810,511.53	
Seminole Greyhound Park, Inc.		<u>1,020,795.85</u>	\$ 6,792,272.46 6.45%
<b>Volusia County</b>			
Daytona Beach Kennel Club, Inc.		2,416,036.83	
Volusia Jai-Alai, Inc.		<u>1,714,782.40</u>	\$ 4,130,819.23 3.92%
<b>Washington County</b>			
Washington County Kennel Club, Inc.		<u>\$ 1,322,674.35</u>	1.26%
<b>TOTAL FISCAL YEAR RECEIPTS</b>		<u><u>\$105,275,489.26</u></u>	<u>100.00%</u>

Note: These figures do not include any Scholarship/Charity Day or Breakage Trust Fund Amounts.

**EXHIBIT "K"**  
**DIVISION OF PARI-MUTUEL WAGERING**  
**PAID ATTENDANCE, PARI-MUTUEL HANDLE, STATE REVENUE**  
**Season 1931-32 Thru Season 1980-1981**

<i>Season</i>	<i>No. of Racing Days</i>	<i>Total Paid Attendance</i>	<i>Total Pari-Mutuel Handle</i>	<i>State Revenue as a Percent of Handle</i>	<i>Total State Revenue</i>
1931-1932	462	1,157,161	\$ 17,365,424.00	4.24%	\$ 737,300.70
1932-1933	550	1,281,017	19,146,938.00	3.99	763,877.09
1933-1934	609	1,591,024	27,549,567.00	3.89	1,072,364.22
1934-1935	775	2,024,636	36,577,493.00	3.83	1,401,176.87
1935-1936	906	1,854,292	38,826,132.00	3.70	1,436,957.07
1936-1937	1,029	2,330,964	50,121,647.00	3.67	1,838,338.53
1937-1938	1,053	2,401,367	54,047,114.00	3.64	1,969,740.68
1938-1939	1,025	2,373,271	55,272,416.00	3.62	2,000,758.63
1939-1940	1,057	2,517,436	64,388,377.00	3.58	2,302,834.13
1940-1941	902	2,695,464	68,280,202.00	3.57	2,436,374.09
1941-1942	972	2,195,080	63,601,585.00	6.91	4,392,861.86
1942-1943	734	854,256	26,658,646.00	4.00	1,066,087.70
1943-1944	982	2,458,933	109,561,969.00	6.23	6,824,272.72
1944-1945	333	945,341	35,171,557.00	5.71	2,007,853.08
1945-1946	1,442	4,448,084	211,571,289.00	7.35	15,554,033.94
1946-1947	1,298	4,444,543	194,710,333.00	7.54	14,680,730.51
1947-1948	1,318	4,344,479	180,647,561.00	7.50	13,542,407.27
1948-1949	1,404	4,641,038	178,171,736.00	7.42	13,222,461.84
1949-1950	1,377	4,539,742	178,842,858.00	7.33	13,101,521.89
1950-1951	1,378	4,643,293	204,385,597.00	7.34	14,997,486.10
1951-1952	1,432	5,279,674	248,728,380.00	7.27	18,090,497.77
1952-1953	1,549	5,732,369	272,696,059.00	7.24	19,734,513.61
1953-1954	1,722	5,812,577	276,681,999.00	7.24	20,026,021.78
1954-1955	1,731	5,809,467	284,044,131.00	7.22	20,521,462.81
1955-1956	1,879	5,915,941	310,681,432.00	7.78	24,180,833.82
1956-1957	1,907	6,035,932	322,948,073.00	7.73	24,969,496.52
1957-1958	2,012	5,626,152	315,546,506.00	7.70	24,306,949.76
1958-1959	2,055	5,966,709	329,141,335.00	7.64	25,157,459.81
1959-1960	2,180	6,209,688	347,947,488.00	7.65	26,609,331.64
1960-1961	2,216	6,328,535	344,173,946.00	7.60	26,163,297.64
1961-1962	2,273	6,735,583	363,082,896.00	7.55	27,420,986.32
1962-1963	2,276	6,919,691	374,598,480.00	7.58	28,392,064.52
1963-1964	2,335	7,878,991	418,056,340.00	7.54	31,503,458.39
1964-1965	2,318	8,537,248	462,298,032.00	7.57	34,984,262.18
1965-1966	2,498	8,969,589	500,471,936.00	7.53	37,667,499.22
1966-1967	2,596	9,020,232	515,430,636.00	7.45	38,408,241.36
1967-1968	2,537	9,459,239	563,772,040.00	7.45	41,980,547.50
1968-1969	2,623	9,912,630	630,034,977.00	7.42	46,743,699.90
1969-1970	2,678	10,735,962	712,244,838.00	7.28	51,882,798.39
1970-1971	2,873	11,737,046	778,550,830.00	7.18	55,876,621.72
1971-1972	2,959	12,769,157	864,502,920.00	7.06	61,038,724.52
1972-1973	3,019	13,747,714	978,174,354.00	7.02	68,669,716.49
1973-1974	3,160	14,883,698	1,083,208,538.00	7.05	76,315,213.03
1974-1975	3,229	16,192,983	1,156,152,799.00	7.21	83,593,771.84
1975-1976	3,252	16,293,398	1,168,767,050.00	7.27	84,996,163.58
1976-1977	3,307	16,276,898	1,244,159,788.00	7.18	89,376,224.14
1977-1978	3,416	16,789,933	1,361,155,037.00	6.70	91,211,859.38
1978-1979	3,514	17,274,154	1,547,072,800.00	6.71	103,829,406.55
1979-1980	3,380	16,223,047	1,588,944,696.00	6.73	107,009,882.79
1980-1981	3,711	17,074,874	1,683,134,201.00	6.59	110,861,171.21
<b>TOTALS</b>	<b>96,243</b>	<b>359,890,532</b>	<b>\$22,861,300,978.00</b>	<b>7.07%</b>	<b>\$1,616,871,617.11</b>

**EXHIBIT "L"**  
**DIVISION OF PARI-MUTUEL WAGERING**  
**SUMMARY OF ADDITIONAL DAYS OF RACING HELD FOR**  
**CHARITABLE PURPOSES DURING FISCAL PERIOD**

	<u>Date</u>	<u>Statutory Authority</u>	<u>Beneficiary</u>	<u>Paid Attendance</u>	<u>Pari-Mutuel Handle</u>
Associated Outdoor Clubs, Inc.	9-16-80	550.03	Charity	3,911	\$ 415,004
	9-23-80	550.03	Univ. of Tampa	3,893	403,322
	9-30-80	550.08	Board of Regents	3,988	417,210
Bayard Raceways, Inc.	7- 8-80	550.03	Spec. Education / Charity	1,997	188,638
	8-12-80	550.03	Charity	1,811	175,253
	6- 8-81	550.03	Spec. Education / Charity	2,162	236,369
	6-24-81	550.03	Charity	1,780	187,839
Biscayne Kennel Club, Inc.	12- 1-80	550.03	Charity / Barry Coll. Ch.2 Knight Activity Center	6,420	717,854
	12-15-80	550.03	Charity / United Way / Dade Cty. Miami - Dade Comm. Coll.	5,163	653,765
Bonita Ft. Myers Corp.	1- 2-81	550.08	Board of Regents	1,328	114,878
	1- 7-81	550.03	Edison Comm. Coll.	2,338	177,004
	1- 9-81	550.03	Charity	1,536	134,156
Dania Jai-Alai Palace, Inc.	12- 9-80	550.03	Charity	1,673	140,882
	1- 6-81	550.03	Charity	2,180	174,854
	3-31-81	550.03	Broward Comm. Coll. Foundation, Inc.	2,101	195,600
	4- 7-81	550.08	Board of Regents	2,531	203,024
Daytona Beach Kennel Club, Inc.	9- 2-80	550.08	Board of Regents	2,070	186,089
	9- 3-80	550.03	Charity	2,543	210,891
	9- 4-80	550.03	Charity	3,221	242,814
Florida Jai-Alai, Inc.	9-30-80	550.08	Board of Regents	1,734	135,528
	10-15-80	550.03	Charity	1,612	124,525
	10-28-80	550.03	Charity	1,446	107,484
	12-10-80	550.03	Charity	1,644	130,914
	12-16-80	550.03	Florida A&M Univ.	1,609	125,253
Fort Pierce Jai-Alai, Inc.	8- 4-80	550.08	Board of Regents	1,287	101,292
	8-11-80	550.03	Indian River Comm. Coll.	1,149	81,445
	8-18-80	550.03	Charity	1,112	88,913
	8-25-80	550.03	Charity	949	65,685
The Fronton, Inc.	9-11-80	550.03	Charity	2,263	143,204
	9-18-80	550.03	Charity	2,183	145,621
	9-25-80	550.03	Charity	2,196	157,625

	<i>Date</i>	<i>Statutory Authority</i>	<i>Beneficiary</i>	<i>Paid Attendance</i>	<i>Pari-Mutuel Handle</i>
Golden Crown, Corp.	1-27-81	550.03	Florida A & M	667	62,817
	2-24-81	550.03	Charity	704	57,370
	3-24-81	550.03	Charity	826	70,898
	4-21-81	550.03	Florida A & M	561	37,464
	4-28-81	550.03	Charity	460	34,984
	5- 5-81	550.08	Board of Regents	626	55,601
Hialeah, Inc.	5-14-81	550.081	Charity	3,311	550,553
	* 5-15-81	550.081	Charity	3,197	563,887
	* 5-19-81	550.081	Charity	2,981	482,484
	5-21-81	550.081	Charity	2,877	453,168
	** 5-22-81	550.081	Charity	2,754	448,507
	** 5-26-81	550.081	Charity	2,348	271,908
Investment Corp. of Palm Beach	12- 4-80	550.08	Board of Regents	3,018	308,527
	12- 8-80	550.03	Fla. Atlantic Univ., Palm Beach Jr.Coll., Mary Mount Coll.	2,652	274,403
	12-15-80	550.03	Charity	2,296	232,837
	12-22-80	550.03	Charity	3,450	317,809
Investment Corp. of So. Florida	12-31-80	550.03	Univ. of Miami and United Way	5,676	558,427
	1- 1-81	550.03	Nova Univ.	7,041	673,850
Jacksonville Kennel Club, Inc.	9-16-80	550.03	Charity	2,499	246,765
	9-25-80	550.03	Charity	2,847	258,774
Jefferson County Kennel Club, Inc.	6- 1-81	550.03	Monticello Opera Co.	1,378	120,631
	6- 2-81	550.03	Charity	974	94,963
	6- 3-81	550.03	Charity	1,035	87,674
	6- 4-81	550.08	Board of Regents	1,044	90,608
Keys Racing Association Ltd.	3-11-81	550.03	United Way	493	36,766
	3-18-81	550.03	Fla.Keys Comm.Coll.	549	37,088
	3-25-81	550.08	Board of Regents	427	37,890
Miami Jai-Alai, Inc.	3- 3-81	550.03	Charity	3,986	319,822
	3-10-81	550.03	Charity	3,701	331,387
	3-24-81	550.03	Univ. of Miami	3,534	287,729
	3-31-81	65-1049	Miami - Dade Comm. Coll.	3,404	278,060
Ocala Jai-Alai, Inc.	10-14-80	550.08	Board of Regents	366	30,301
	10-21-80	550.03	Charity	600	44,460
	10-28-80	550.03	Charity	493	43,316
Orange Park Kennel Club, Inc.	1-20-81	550.03	Charity	1,905	190,661
	1-29-81	550.03	Charity	2,277	237,822
Pensacola Greyhound Park, Inc.	5- 5-81	550.03	Univ. of W.Fla. and Pensacola Jr.Coll.	1,300	125,502
	5-12-81	550.08	Board of Regents	1,286	121,630
	5-19-81	550.03	Charity	1,300	122,830
	5-26-81	550.03	Charity	1,234	108,078
	6- 2-81	550.03	Pensacola Sports Assoc.	1,578	134,536

\* Denotes Days Held For Gulfstream Park Racing Assoc.

\*\* Denotes Days Held For Tropical Park, Inc.

	<u>Date</u>	<u>Statutory Authority</u>	<u>Beneficiary</u>	<u>Paid Attendance</u>	<u>Pari-Mutuel Handle</u>
St.Petersburg Kennel Club, Inc.	1- 6-81	550.08	Board of Regents	5,008	432,056
	1-13-81	550.03	United Way of Pinellas County	3,600	393,278
	1-20-81	550.03	St.Petersburg Jr.Coll. & Eckerd Coll.	3,740	417,354
Sanford - Orlando Kennel Club, Inc.	12-30-80	550.08	Board of Regents	3,961	310,779
	1- 6-81	550.03	Charity	2,688	262,918
	1-15-81	550.03	Sentinel Star Comm.	3,143	289,004
Sarasota Kennel Club, Inc.	5-12-81	550.08	Board of Regents	2,621	239,414
	5-19-81	550.03	Manatee Jr.Coll. and New College	2,747	244,080
	5-26-81	550.03	Charity	2,196	208,662
Seminole Greyhound Park, Inc.	5-13-81	550.03	Charity	1,201	129,310
	5-20-81	550.08	Board of Regents	961	117,866
Sports Palace, Inc.	10-29-80	550.03	Charity	1,048	75,203
	12-10-80	550.03	Charity	1,255	88,886
	12-17-80	550.08	Board of Regents	1,085	84,138
	1- 7-81	550.08	Board of Regents	791	57,787
	1-14-81	550.03	Charity	831	57,239
	1-21-81	550.03	Charity	929	64,571
Tampa Bay Downs, Inc.	2- 6-81	550.03	Charity	3,261	370,606
	2-10-81	550.03	Charity	3,517	346,974
	2-17-81	550.03	Charity	3,250	344,136
	3- 6-81	550.08	Board of Regents	3,142	335,338
	3-10-81	67-620	St.Leo's College	3,171	329,526
	3-13-81	67-620	Arts Council of Tampa	3,004	333,760
	3-20-81	550.03	Charity	3,125	339,006
	3-24-81	550.03	Charity	3,068	341,460
Tampa Jai-Alai, Inc.	4-14-81	550.03	Brandon Cultural Center Civic Assoc.	2,991	180,830
	4-21-81	67-620	Tampa Arts Council	3,079	179,395
	4-28-81	550.03	Charity	2,617	179,900
	5- 5-81	550.03	Charity	2,567	182,857
	5-12-81	63-738	Univ. of Tampa	2,806	199,668
	5-19-81	67-620	St.Leo's College	2,778	197,150
Tourist Attractions, Inc.	5-26-81	550.08	Board of Regents	2,514	187,810
	1- 1-81	550.08	Board of Regents	3,751	390,366
	1- 6-81	550.03	Charity	3,402	364,116
Volusia Jai-Alai, Inc.	1- 7-81	550.03	Charity	3,458	356,628
	4-29-81	550.08	Board of Regents	1,158	77,123
	5-13-81	550.03	Charity	1,068	72,626
	5-20-81	550.03	Charity	1,118	88,751
	5-27-81	550-03	Daytona Beach Comm. College	1,097	82,930

	<u>Date</u>	<u>Statutory Authority</u>	<u>Beneficiary</u>	<u>Paid Attendance</u>	<u>Pari-Mutuel Handle</u>
Washington County Kennel Club, Inc.	6- 3-81	550.08	Board of Regents	332	42,636
	6-10-81	550.03	Washington County Cancer Fund Chipley Q. Club Washington County Sheriff Aux. & Bay Cty. Shriners	379	47,506
	6-17-81	550.03	Washington County Cancer Fund Chipley Q. Club Washington County Sheriff Aux. & Bay Cty. Shriners	415	55,194
	6-24-81	550.03	Gulf Coast Comm. Coll. Okaloosa-Walton Comm. Coll.	415	56,632
West Flagler Associates, Ltd.	10-15-80	550.03	Charity	3,479	423,754
	10-27-80	550.03	Charity	3,803	420,700

**ASSOCIATED OUTDOOR CLUBS, INC.**  
P. O. Box 8096, Tampa, Florida 33674

*Officers*

John H. Hater, <i>President</i>	James J. Patton, <i>Vice-President</i>
Charles W. Bidwell, Jr., <i>Secretary</i>	Harry J. Hater, Jr., <i>Treasurer</i>
John Michael Hater, <i>Asst. Secretary</i>	Robert E. Hater II, <i>Asst. Secretary</i>
James E. Heile, <i>Asst. Treasurer</i>	William H. Johnston, Jr., <i>Asst. Treasurer</i>

*Directors*

Charles W. Bidwell, Jr.	Robert E. Hater II	James J. Patton
John H. Hater	Harry J. Hater, Jr.	James E. Heile
	William H. Johnston, Jr.	

**Dog Track — Tampa**

101 Racing Days — Sept. 5, 1980 - January 3, 1981 — 154 Performances

Pari-Mutuel Handle .....	\$79,730,628.00
Average Performance .....	517,731.35
Average Wager per Capita .....	102.65
<i>(Based on Taxable Admissions)</i>	
Total Paid Attendance .....	776,701
Average Paid Attendance per Performance .....	5,044

**Distribution of Handle**

Redistributed to Public as Winnings .....	\$64,471,670.65
---	-----------------

**Paid to State**

Daily License Fee .....	\$ 151,760.00
Tax on Handle .....	5,766,927.73
Breakage .....	209,324.31
Total for State .....	<u>\$ 6,128,012.04</u>

Retained by Track/Fronton .....	\$ 8,406,731.03
---------------------------------	-----------------

**Restricted Funds**

Withheld for Additional Purses .....	362,107.14
Withheld for Capital Improvement .....	362,107.14

Total for Track/Fronton .....	<u>\$ 9,130,945.31</u>
-------------------------------	------------------------

Grand Total Handle .....	<u>\$79,730,628.00</u>
--------------------------	------------------------

**Other State Income**

Admission Tax .....	\$ 86,524.58
Occupational Licenses .....	9,924.00
Kennel Names .....	150.00
Total Other State Income .....	<u>\$ 96,598.58</u>

Total Purses Paid: \$2,296,234.58

Seating Capacity: 6,600 — Parking: 3,900 spaces

Overall Length of Track: 1,440 feet

Length of Stretch: 210 feet — Width of Track: 18 feet

Equipment: Single, Outside Lure, American Totalisator, Inc.



**BAYARD RACEWAYS, INC.**  
P. O. Box 41309, Jacksonville, Florida 32203

*Officers*

James J. Patton, *President*                      Charles W. Bidwill, *Vice-President*  
William H. Johnston, Jr., *Vice-President*  
Donald W. Howell, *Secretary, Treasurer*

*Directors*

James J. Patton                      Charles W. Bidwill                      John J. Patton  
   Donald W. Howell  
   William H. Johnston, Jr.

	Dog Track — Bayard	
54 Racing Days —	July 1, 1980 to Sept. 3, 1980	— 65 Performances
<u>38</u>	May 15, 1981 to June 30, 1981	<u>46</u>
92		111

Pari-Mutuel Handle .....	\$25,374,072.00
Average Performance .....	228,595.24
Average Wager per Capita .....	101.17
<i>(Based on Taxable Admissions)</i>	
Total Paid Attendance .....	250,793
Average Paid Attendance per Performance .....	2,259

**Distribution of Handle**

Redistributed to Public as Winnings ..... \$20,541,494.31

**Paid to State**

Daily License Fee .....	\$ 107,680.00
Tax on Handle .....	1,717,529.42
Breakage .....	50,405.70
Total for State .....	<u>\$ 1,875,615.12</u>

Retained by Track/Fronton ..... \$ 2,737,698.73

**Restricted Funds:**

Withheld for Additional Purses .....	120,262.50
Withheld for Capital Improvement .....	99,001.34

Total for Track/Fronton ..... \$ 2,956,962.57

Grand Total Handle ..... \$25,374,072.00

**Other State Income:**

Admission Tax .....	\$ 29,333.15
Occupational Licenses .....	11,054.00
Kennel Names .....	150.00

Total Other State Income ..... \$ 40,537.15

Total Purses Paid: \$789,435.04 — 1979-1980 Season

Seating Capacity: 2,500 — Parking: 4,000 spaces

Overall Length of Track: 1,433 feet

Length of Stretch: 362-1/2 feet — Width of Track: 20 feet

Equipment: Single, Outside Lure, American Totalisator, Inc.

**BISCAYNE KENNEL CLUB, INC.**  
 848 Brickell Ave., Suite 1100, Miami, Florida 33131

*Officers*

James C. Knight, *President*  
 Ellen W. McDonnell, *Executive Vice-President & Secretary*  
 Charles E. Jordon, *Treasurer*  
 W. Robert Kuhn, Jr. *Asst. Treasurer & Asst. Secretary*

*Directors*

Charles E. Jordon	Charles N. Leigh	Ellen W. Spitzer
James C. Knight	Robert M. McDonald	Ellen W. McDonnell
Atwood Dunwody	John R. Knight	Marilyn A. West

**Dog Track — Miami**

55 Racing Days —	July 3, 1980 to Sept. 4, 1980	— 85 Performances
<u>101</u> Racing Days	Oct. 31, 1980 to June 30, 1981	<u>154</u>
156		239

Pari-Mutuel Handle .....	\$154,959,245.00
Average Performance .....	648,365.04
Average Wager per Capita .....	119.74
<i>(Based on Taxable Admissions)</i>	
Total Paid Attendance .....	1,294,137
Average Paid Attendance per Performance .....	5,415

**Distribution of Handle**

Redistributed to Public as Winnings ..... \$125,117,085.73

**Paid to State**

Daily License Fee .....	\$ 232,240.00
Tax on Handle .....	11,322,802.68
Breakage .....	473,215.24
<b>Total for State .....</b>	<b>\$ 12,028,257.92</b>

Retained by Track/Fronton ..... \$ 16,286,165.85

**Restricted Funds:**

Withheld for Additional Purses .....	763,867.75
Withheld for Capital Improvement .....	763,867.75

**Total for Track/Fronton .....** \$ 17,813,901.35

**Grand Total Handle .....** \$154,959,245.00

**Other State Income**

Admission Tax .....	\$ 132,758.88
Occupational Licenses .....	16,723.00
Kennel Names .....	775.00

**Total Other State Income .....** \$ 150,256.88

Total Purses Paid: \$3,019,580.37 — 1980-1981 Season

Seating Capacity: 8,500 — Parking: 4,800 spaces

Overall Length of Track: 1,485 feet

Length of Stretch: 352 feet — Width of Track: 19 feet

Equipment: Double, Inside Lure, American Totalisator, Inc.

**BONITA-FT. MYERS CORPORATION**  
 Drawer M, Bonita Springs, Florida 33923

*Officers*

Paul Lewin, *President*

Pete Wedeles, *Secretary-Treasurer*

*Directors*

Paul Lewin

Pete Wedeles

108 Racing Days — Dog Track — Bonita Springs — 159 Performances  
 Dec. 11, 1980 to April 20, 1981

Pari-Mutuel Handle .....	\$33,571,824.00
Average Performance .....	211,143.55
Average Wager per Capita .....	80.49
<i>(Based on Taxable Admissions)</i>	
Total Paid Attendance .....	417,072
Average Paid Attendance per Performance .....	2,623

**Distribution of Handle**

Redistributed to Public as Winnings .....	\$27,088,807.64
---	-----------------

**Paid to State**

Daily License Fee .....	\$ 153,440.00
Tax on Handle .....	2,249,358.63
Breakage .....	<u>132,840.26</u>
Total for State .....	\$ 2,535,638.89

Retained by Track/Fronton .....	\$ 3,620,944.11
---------------------------------	-----------------

**Restricted Funds:**

Withheld for Additional Purses .....	163,216.68
Withheld for Capital Improvement .....	<u>163,216.68</u>

Total for Track/Fronton .....	\$ 3,947,377.47
-------------------------------	-----------------

Grand Total Handle .....	<u>\$33,571,824.00</u>
--------------------------	------------------------

**Other State Income**

Admission Tax .....	\$ 45,733.02
Occupational Licenses .....	6,758.00
Kennel Names .....	<u>100.00</u>
Total Other State Income .....	<u>\$ 52,591.02</u>

Total Purses Paid: \$1,037,916.02

Seating Capacity: 5,000 — Parking: 4,000 spaces

Overall Length of Track: 1,320 feet

Length of Stretch: 300 feet — Width of Track: 18 feet

Equipment: Double, Inside Lure, Autotote, Ltd.

**DAYTONA BEACH KENNEL CLUB, INC.**  
P. O. Box 2360, Daytona Beach, Florida 32015

*Officers*

John G. Masoni, *President*                      Francis D. Littlefield, *Vice-President*  
Robert Entis, *Secretary*                              John G. Masoni, *Treasurer*

*Directors*

John G. Masoni                      Francis D. Littlefield                      Robert Entis

<b>Dog Track — Daytona Beach</b>		
57 Racing Days —	July 1, 1980 to Sept. 6, 1980	— 86 Performances
<u>44</u> Racing Days	May 8, 1981 to June 30, 1981	<u>65</u>
101		151

Pari-Mutuel Handle	\$31,727,702.00
Average Performance .....	210,117.23
Average Wager per Capita .....	80.86
<i>(Based on Taxable Admissions)</i>	
Total Paid Attendance .....	392,359
Average Paid Attendance per Performance .....	2,598

**Distribution of Handle**

Redistributed to Public as Winnings ..... \$25,667,202.92

**Paid to State**

Daily License Fee .....	\$ 144,960.00
Tax on Handle .....	2,124,405.11
Breakage .....	<u>91,602.25</u>
Total for State .....	\$ 2,360,967.36

Retained by Track/Fronton ..... \$ 3,429,915.36

**Restricted Funds:**

Withheld for Additional Purses .....	134,808.18
Withheld for Capital Improvement .....	<u>134,808.18</u>
Total for Track/Fronton .....	\$ 3,699,531.72

Grand Total Handle ..... \$31,727,702.00

**Other State Income**

Admission Tax .....	\$ 43,268.47
Occupational Licenses .....	11,651.00
Kennel Names .....	<u>150.00</u>
Total Other State Income .....	<u>\$ 55,069.47</u>

Total Purse Paid: \$1,125,950.00

Seating Capacity: 3,100 — Parking: 2,000 spaces

Overall Length of Track: 1,320 feet

Length of Stretch: 300 feet — Width of Track: 22 feet

Equipment: Single, Inside Lure, Autotote,, Ltd.

**INVESTMENT CORPORATION OF PALM BEACH**

Congress Avenue, & Belvedere Road

West Palm Beach, Florida 33409

*Officers*

Patrick J. Rooney, <i>President</i>	John T. Macartney, <i>Vice-President</i>
Timothy J. Rooney, <i>Vice-President</i>	Arthur J. Rooney, Jr., <i>Secretary</i>
John J. Rooney, <i>Vice-President</i>	Daniel M. Rooney, <i>Treasurer</i>

*Directors*

Arthur J. Rooney, Sr.	John J. Rooney	Patrick J. Rooney
Timothy J. Rooney	Daniel M. Rooney	Arthur J. Rooney, Jr.
	John T. Macartney	

**Dog Track — West Palm Beach**

105 Racing Days — Nov. 28, 1980 to May 2, 1981 — 159 Performances

Pari-Mutuel Handle .....	\$48,704,208.00
Average Performance .....	306,315.77
Average Wager per Capita .....	89.45
<i>(Based on Taxable Admissions)</i>	
Total Paid Attendance .....	544,489
Average Paid Attendance per Performance .....	3,424

**Distribution of Handle**

Redistributed to Public as Winnings .....	\$39,322,548.02
---	-----------------

**Paid to State**

Daily License Fee .....	\$ 152,480.00
Tax on Handle .....	3,399,419.79
Breakage .....	136,463.27
<b>Total for State .....</b>	<b>\$ 3,688,363.06</b>

Retained by Track/Fronton .....	\$ 5,193,200.76
---------------------------------	-----------------

**Restricted Funds:**

Withheld for Additional Purses .....	250,048.08
Withheld for Capital Improvement .....	250,048.08
<b>Total for Track/Fronton .....</b>	<b>\$ 5,693,296.92</b>

<b>Grand Total Handle .....</b>	<b>\$48,704,208.00</b>
---------------------------------	------------------------

**Other State Income**

Admission Tax .....	\$ 59,683.69
Occupational Licenses .....	7,988.00
<b>Total Other State Income .....</b>	<b>\$ 67,671.69</b>

Total Purses Paid: \$1,472,330.00

Seating Capacity: 4,400 — Parking: 3,500 spaces

Overall Length of Track: 1,320 feet

Length of Stretch: 350 feet — Width of Track: 20 feet

Equipment: Single, Inside Lure, Autotote, Ltd.

**INVESTMENT CORPORATION OF SOUTH FLORIDA**  
**P. O. Box 2007, Hollywood, Florida 33022**

*Officers*

Bernard Hartman, *President*  
 Herbert Tyner, *Secretary*  
 Perrine Palmer, *Executive Vice-President and Gen. Mgr.*  
 John Lipson, *Treasurer*

*Directors*

Bernard Hartman                      Walter Muller                      Herbert Tyner

**Dog Track — Hollywood**

103 Racing Days — Dec. 26, 1980 to April 27, 1981 — 157 Performances

Pari-Mutuel Handle .....	\$107,145,337.00
Average Performance .....	682,454.38
Average Wager per Capita .....	103.28
<i>(Based on Taxable Admissions)</i>	
Total Paid Attendance .....	1,037,470
Average Paid Attendance per Performance .....	6,608

**Distribution of Handle**

Redistributed to Public as Winnings ..... \$ 86,586,467.87

**Paid to State**

Daily License Fee .....	\$ 153,520.00
Tax on Handle .....	7,844,745.59
Breakage .....	309,430.49
<b>Total for State .....</b>	<b>\$ 8,307,696.08</b>

Retained by Track/Fronton ..... \$ 11,248,435.93

**Restricted Funds:**

Withheld for Additional Purses .....	501,368.56
Withheld for Capital Improvement .....	501,368.56
<b>Total for Track/Fronton .....</b>	<b>\$ 12,251,173.05</b>

Grand Total Handle ..... \$107,145,337.00

**Other State Income**

Admission Tax .....	\$ 118,515.82
Occupational Licenses .....	11,582.00
Kennel Names .....	300.00
<b>Total Other State Income .....</b>	<b>\$ 130,397.82</b>

Total Purses Paid: \$2,846,682.00

Seating Capacity: 8,500 — Parking: 5,000 spaces

Overall Length of Track: 1,373 feet

Length of Stretch: 300 feet — Width of Track: 22 feet

Equipment: Single, Inside Lure, American Totalisator, Inc.

**JACKSONVILLE KENNEL CLUB, INC.**  
P. O. Box 41309, Jacksonville, Florida 32203

*Officers*

James J. Patton, *President*  
Donald W. Howell, *Vice-President*  
Charles W. Bidwill, *Secretary-Treasurer*

*Directors*

James J. Patton		John J. Patton
Donald W. Howell	Robert J. Pitocchelli	Charles Bidwill
	John C. Howell	William H. Johnston, Jr.

Dog Track — Jacksonville  
105 Racing Days — Sept. 5, 1980 to Jan. 7, 1981 — 141 Performances

Pari-Mutuel Handle .....	\$41,782,058.00
Average Performance .....	296,326.65
Average Wager per Capita .....	95.83
<i>(Based on Taxable Admissions)</i>	
Total Paid Attendance .....	436,018
Average Paid Attendance per Performance .....	3,092

**Distribution of Handle**

Redistributed to Public as Winnings .....	\$33,789,113.10
---	-----------------

**Paid to State**

Daily License Fee .....	\$ 137,680.00
Tax on Handle .....	2,907,536.46
Breakage .....	93,812.45
Total for State .....	\$ 3,139,028.91

Retained by Track/Fronton .....	\$ 4,469,087.03
---------------------------------	-----------------

**Restricted Funds:**

Withheld for Additional Purses .....	192,414.48
Withheld for Capital Improvement .....	192,414.48
Total for Track/Fronton .....	\$ 4,853,915.99

Grand Total Handle .....	\$41,782,058.00
--------------------------	-----------------

**Other State Income**

Admission Tax .....	\$ 52,481.05
Occupational Licenses .....	2,704.00
Kennel Names .....	100.00
Total Other State Income .....	\$ 55,285.05

Total Purses Paid: \$1,244,175.37  
Seating Capacity: 5,000 — Parking: 3,500 spaces  
Overall Length of Track: 1,408 feet  
Length of Stretch: 350 feet — Width of Track: 18 feet  
Equipment: Single, Outside Lure, American Totalisator, Inc.

**JEFFERSON COUNTY KENNEL CLUB, INC.**  
P. O. Box 400, Monticello, Florida 32344

*Officers*

Steve Andris, *President*  
M. Howard Williams, *Vice-President*  
Andy Andris, *Secretary-Treasurer*

*Directors*

Andy Andris	William C. Hawkins	Nathaniel W. Polak
Steve Andris		M. Howard Williams

	Dog Track — Monticello	
54 Racing Days —	July 1, 1980 to Sept. 1, 1980	— 65 Performances
<u>50</u>	Sept. 5, 1980 to June 30, 1981	<u>60</u>
104		125

Pari-Mutuel Handle .....	\$14,619,750.00
Average Performance .....	116,958.00
Average Wager per Capita .....	84.97
<i>(Based on Taxable Admissions)</i>	
Total Paid Attendance .....	172,052
Average Paid Attendance per Performance .....	1,376

Distribution of Handle

Redistributed to Public as Winnings .....	\$11,849,923.06
---	-----------------

Paid to State

Daily License Fee .....	\$ 120,800.00
Tax on Handle .....	873,601.01
Breakage .....	48,854.70
Total for State .....	\$ 1,043,255.71

Retained by Track/Fronton .....	\$ 1,635,503.77
---------------------------------	-----------------

Restricted Funds:

Withheld for Additional Purses .....	69,432.54
* Withheld for Capital Improvement .....	21,634.92
Total for Track/Fronton .....	\$ 1,726,571.23

Grand Total Handle .....	<u>\$14,619,750.00</u>
--------------------------	------------------------

Other State Income

Admission Tax .....	\$ 17,205.20
Occupational Licenses .....	7,373.00
Kennel Names .....	400.00
Total Other State Income .....	<u>\$ 24,978.20</u>

\* Change in Tax Structure eff. 6/11/81

Total Purses Paid: \$406,386.20 — 1979-1980 Season

Seating Capacity: 1,800 — Parking: 1,900 spaces

Overall Length of Track: 1,426 feet

Length of Stretch: 361 feet — Width of Track: 20 feet

Equipment: Single, Inside Lure, American Totalisator, Inc.



KEYS RACING ASSOCIATION, LTD.  
P. O. Box 2451, Key West, Florida 33040

*General Partner*  
Pensacola Greyhound Racing, Inc.

*Limited Partners*  
George Coury      Estate of Joseph E. Carney, Sr.      George Kastenbaum

*Officers*  
Joseph E. Carney, Jr., *President*      Joshua J. Segal, *Vice-President*  
James H. Look, *Secretary*      Dr. Thomas F. Carney, *Treasurer*

*Directors*  
Dr. Thomas F. Carney      Joseph E. Carney, Jr.      James H. Look  
Abe Levin      Joshua J. Segal

Dog Track — Key West  
105 Racing Days — Dec. 8, 1980 to April 13, 1981 — 125 Performances

Pari-Mutuel Handle .....	\$5,050,576.00
Average Performance .....	40,404.61
Average Wager per Capita .....	78.29
<i>(Based on Taxable Admissions)</i>	
Total Paid Attendance .....	64,508
Average Paid Attendance per Performance .....	516

Distribution of Handle  
Redistributed to Public as Winnings ..... \$4,100,468.45

Paid to State  
Daily License Fee ..... \$ 74,000.00  
Tax on Handle ..... 146,592.78  
Breakage ..... 21,010.69  
Total for State ..... \$ 241,603.47

Retained by Track/Fronton ..... \$ 686,173.34  
Restricted Funds:  
Withheld for Additional Purses ..... 22,330.74  
Total for Track/Fronton ..... \$ 708,504.08

Grand Total Handle ..... \$5,050,576.00

Other State Income  
Admission Tax ..... \$ 6,450.80  
Occupational Licenses ..... 2,775.00  
Total Other State Income ..... \$ 9,225.80

Total Purses Paid: \$154,869.60  
Seating Capacity: 550 — Parking: 400 spaces  
Overall Length of Track: 1,320 feet  
Length of Stretch: 175 feet — Width of Track: 19 feet  
Equipment: Single, Inside Lure, American Totalisator, Inc.

**ORANGE PARK KENNEL CLUB, INC.**  
**P. O. Box 41309, Jacksonville, Florida 32203**

*Officers*

James J. Patton, *President*  
 Donald W. Howell, *Secretary*                      William H. Johnston, Jr., *Treasurer*

*Directors*

Donald W. Howell                      James J. Patton  
 Charles W. Bidwill                      John C. Howell  
 William H. Johnston, Jr.                      John J. Patton                      Robert J. Pitocchelli

Dog Track — Jacksonville  
 105 Racing Days — Jan. 9, 1981 to May 13, 1981 — 141 Performances

Pari-Mutuel Handle ..... \$42,470,795.00  
 Average Performance ..... 301,211.31  
 Average Wager per Capita ..... 102.63  
 (Based on Taxable Admissions)  
 Total Paid Attendance ..... 413,817  
 Average Paid Attendance per Performance ..... 2,935

Distribution of Handle  
 Redistributed to Public as Winnings ..... \$34,339,385.92

Paid to State  
 Daily License Fee ..... \$ 138,240.00  
 Tax on Handle ..... 2,959,880.42  
 Breakage ..... 91,823.88  
 Total for State ..... \$ 3,189,944.30

Retained by Track/Fronton ..... \$ 4,539,013.74  
 Restricted Funds:  
 Withheld for Additional Purses ..... 201,225.52  
 Withheld for Capital Improvement ..... 201,225.52  
 Total for Track/Fronton ..... \$ 4,941,464.78

Grand Total Handle ..... \$42,470,795.00

Other State Income  
 Admission Tax ..... \$ 48,609.00  
 Occupational Licenses ..... 1,910.00  
 Total Other State Income ..... \$ 50,519.00

Total Purses Paid: \$1,291,986.87  
 Seating Capacity: 4,050 — Parking: 4,000 spaces  
 Overall Length of Track: 1,408 feet  
 Length of Stretch: 350 feet — Width of Track: 20 feet  
 Equipment: Single, Outside Lure, American Totalisator, Inc.

**PENSACOLA GREYHOUND PARK, INC.**  
**P. O. Box 803, Pensacola, Florida 32594**

*Officers*

Joseph E. Carney, Jr. <i>President</i>	Abe Levin, <i>Vice-President</i>
James H. Look, <i>Secretary</i>	Dr. Thomas F. Carney, <i>Treasurer</i>

*Directors*

Joseph E. Carney, Jr.	James H. Look	Abe Levin
Dr. Thomas F. Carney		Joshua J. Segal

<b>Dog Track — Pensacola</b>		
46 Racing Days —	July 1, 1980 to Sept. 3, 1980	— 70 Performances
<u>58</u>	Sept. 5, 1980 to June 30, 1981	<u>92</u>
104		162

Pari-Mutuel Handle .....	\$22,855,784.00
Average Performance .....	141,085.07
Average Wager per Capita .....	90.07
<i>(Based on Taxable Admissions)</i>	
Total Paid Attendance .....	253,748
Average Paid Attendance per Performance .....	1,566

**Distribution of Handle**

Redistribution to Public as Winnings .....	\$18,495,799.33
--	-----------------

**Paid to State**

Daily License Fee .....	\$ 156,960.00
Tax on Handle .....	1,429,239.60
Breakage .....	61,548.79
<b>Total for State .....</b>	<b>\$ 1,647,748.39</b>

Retained by Track/Fronton .....	\$ 2,521,991.60
---------------------------------	-----------------

**Restricted Funds:**

Withheld for Additional Purses .....	95,122.34
Withheld for Capital Improvement .....	95,122.34

<b>Total for Track/Fronton .....</b>	<b>\$ 2,712,236.28</b>
--------------------------------------	------------------------

<b>Grand Total Handle .....</b>	<b>\$22,855,784.00</b>
---------------------------------	------------------------

**Other State Income**

Admission Tax .....	\$ 28,738.40
Occupational Licenses .....	10,168.00
Kennel Names .....	250.00
<b>Total Other State Income .....</b>	<b>\$ 39,156.40</b>

Total Purses Paid: \$670,756.00 — 1980 Season  
 Seating Capacity: 2,000 — Parking: 2,500 spaces  
 Overall Length of Track: 1,320 feet  
 Length of Stretch: 195 feet — Width of Track: 23 feet  
 Equipment: Single, Inside Lure, Western Totalisator, Ltd.

**ST. PETERSBURG KENNEL CLUB, INC.**  
 10490 Gandy Boulevard, St. Petersburg, Florida 33702

*Officers*

A. V. Weaver, Jr. *President*    Mrs. William N. Hankins, *Vice President*  
 Joyce W. Brooks, *Vice-President*    William B. Heindel, *Sec'y.-Treasurer*

*Directors*

Patricia C. Baynard	Glenn E. Loughridge	Wm. B. Heindel
Joyce W. Brooks	A. V. Weaver, Jr.	Mrs. Wm. N. Hankins
	Harry M. Piper	

Dog Track — St. Petersburg  
 101 Racing Days —    Jan. 5, 1981 to May 6, 1981    — 154 Performances

Pari-Mutuel Handle .....	\$95,235,886.00
Average Performance .....	618,414.84
Average Wager per Capita .....	93.88
<i>(Based on Taxable Admissions)</i>	
Total Paid Attendance .....	1,014,477
Average Paid Attendance per Performance .....	6,588

**Distribution of Handle**

Redistributed to Public as Winnings .....	\$77,409,730.99
---	-----------------

**Paid to State**

Daily License Fee .....	\$ 151,680.00
Tax on Handle .....	6,945,327.28
Breakage .....	307,464.72
<b>Total for State .....</b>	<b>\$ 7,404,472.00</b>

Retained by Track/Fronton .....	\$10,002,027.63
---------------------------------	-----------------

**Restricted Funds:**

Withheld for Additional Purses .....	419,655.38
--------------------------------------	------------

<b>Total for Track/Fronton .....</b>	<b>\$10,421,683.01</b>
--------------------------------------	------------------------

<b>Grand Total Handle .....</b>	<b>\$95,235,886.00</b>
---------------------------------	------------------------

**Other State Income**

Admission Tax .....	\$ 109,934.25
Occupational Licenses .....	9,491.00
Kennel Names .....	250.00

<b>Total Other State Income .....</b>	<b>\$ 119,675.25</b>
---------------------------------------	----------------------

**Total Purses Paid: \$2,894,357.83**

Seating Capacity: 8,500 — Parking: 5,200 spaces

Overall Length of Track: 1,320 feet

Length of Stretch: 224 feet — Width of Track: 21 feet

Equipment: Single, Inside Lure, Autotote, Ltd.

**SANFORD-ORLANDO KENNEL CLUB, INC.**  
 Longwood, Florida 32750

*Officers*

Mrs. Katharine A. Nichols, *President*  
 Miss Mary M. Kelly, *Executive Vice-President & Treasurer*  
 Jack G. Collins, *Vice-President & Secretary*  
 Miss Catherine M. Kelly, *Assistant Secretary & Assistant Treasurer*  
 Jerry Collins, *Chairman of the Board*

*Directors*

Jerry Collins, *Chairman*  
 Miss Mary M. Kelly Mrs. Katherine A. Nichols

Dog Track — Longwood  
 105 Racing Days — Dec. 29, 1980 to May 2, 1981 — 159 Performances

Pari-Mutuel Handle .....	\$49,361,688.00
Average Performance .....	310,450.87
Average Wager per Capita .....	94.93
<i>(Based on Taxable Admissions)</i>	
Total Paid Attendance .....	519,998
Average Paid Attendance per Performance .....	3,270

Distribution of Handle

Redistributed to Public as Winnings .....	\$39,906,563.84
---	-----------------

Paid to State

Daily License Fee .....	\$ 153,760.00
Tax on Handle .....	3,449,388.34
Breakage .....	133,712.45
Total for State .....	\$ 3,736,860.79

Retained by Track/Fronton .....	\$ 5,267,170.49
---------------------------------	-----------------

Restricted Funds:

Withheld for Additional Purses .....	225,546.44
Withheld for Capital Improvement .....	225,546.44
Total for Track/Fronton .....	\$ 5,718,263.37

Grand Total Handle .....	\$49,361,688.00
--------------------------	-----------------

Other State Income

Admission Tax .....	\$ 67,599.74
Occupational Licenses .....	5,801.00
Kennel Names .....	250.00
Total Other State Income .....	\$ 73,650.74

Total Purses Paid: \$1,498,596.15  
 Seating Capacity: 4,000 — Parking: 4,000 spaces  
 Overall Length of Track: 1,320 feet  
 Length of Stretch: 322 feet — Width of Track: 18 feet  
 Equipment: Double, Inside Lure, Autotote, Ltd.

**SARASOTA KENNEL CLUB, INC.**  
5400 Bradenton Road, Sarasota, Florida 33580

*Officers*

Jack G. Collins, *President*                                 Jerry Collins, *Secretary-Treasurer*  
Jerry Collins, *Chairman of the Board*

*Directors*

Jack G. Collins                                 Jerry Collins                                 Sherwin P. Simmons

Dog Track — Sarasota

57 Racing Days —	July 1, 1980 to Sept. 4, 1980	— 86 Performances
<u>44</u>	May 7, 1981 to June 30, 1981	— <u>67</u>
101		153

Pari-Mutuel Handle .....	\$45,656,532.00
Average Performance .....	298,408.71
Average Wager per Capita .....	100.26
<i>(Based on Taxable Admissions)</i>	
Total Paid Attendance .....	455,359
Average Paid Attendance per Performance .....	2,976

**Distribution of Handle**

Redistributed to Public as Winnings ..... \$37,022,516.68

**Paid to State**

Daily License Fee .....	\$ 149,360.00
Tax on Handle .....	3,179,196.46
Breakage .....	<u>122,703.47</u>
Total for State .....	\$ 3,451,259.93

Retained by Track/Fronton .....	\$ 4,873,311.01
<b>Restricted Funds:</b>	
Withheld for Additional Purses .....	99,545.06
Withheld for Capital Improvement .....	<u>209,899.32</u>
Total for Track/Fronton .....	\$ 5,182,755.39

**Grand Total Handle** .....

\$45,656,532.00

**Other State Income**

Admission Tax .....	\$ 51,765.40
Occupational Licenses .....	16,593.00
Kennel Names .....	450.00
Total Other State Income .....	<u><u>\$ 68,808.40</u></u>

Total Purses Paid: \$1,373,028.65  
Seating Capacity: 3,500 — Parking: 5,000 spaces  
Overall Length of Track: 1,320 feet  
Length of Stretch: 330 feet — Width of Track: 22 feet  
Equipment: Double, Inside Lure, Autotote, Ltd.

**SEMINOLE GREYHOUND PARK, INC.**  
2000 Seminola Blvd., Casselberry, Florida 32707

*Officers*

Paul Dervaes, *President*  
Jack C. Demetree, *Vice President*  
William C. Demetree, *Chairman of the Board*

Dog Track — Seminole  
50 Racing Days — May 4, 1981 to June 30, 1981 — 73 Performances

Pari-Mutuel Handle .....	\$13,382,818.00
Average Performance .....	183,326.27
Average Wager per Capita .....	99.79
<i>(Based on Taxable Admissions)</i>	
Total Paid Attendance .....	134,113
Average Paid Attendance per Performance .....	1,837

**Distribution of Handle**

Redistributed to Public as Winnings ..... \$10,820,735.52

**Paid to State**

* Daily License Fee .....	\$ 71,280.00
Tax on Handle .....	878,394.17
Breakage .....	<u>38,844.71</u>
Total for State .....	\$ 988,518.88

Retained by Track/Fronton ..... \$ 1,454,692.68

**Restricted Funds:**

Withheld for Additional Purser .....	59,435.46
Withheld for Capital Improvement .....	<u>59,435.46</u>

Total for Track/Fronton ..... \$ 1,573,563.60

Grand Total Handle ..... \$13,382,818.00

**Other State Income**

Admission Tax .....	\$ 22,179.97
Occupational Licenses .....	9,947.00
Kennel Names .....	<u>150.00</u>

Total Other State Income ..... \$ 32,276.97

\* Daily License Fee in Litigation

Total Purses Paid: \$790,288.23 — 1980-1981 Season  
Seating Capacity: 2,500 — Parking: 2,500 spaces  
Overall Length of Track: 1,320 feet  
Length of Stretch: 258 feet — Width of Track: 20 feet  
Equipment: Single, Inside Lure, Western Totalisator, Ltd.

WASHINGTON COUNTY KENNEL CLUB, INC.  
Ebro, Florida 32437

Officers

Luther F. Hess, *President*                      John H. Hater, *Vice-President*  
Paul Dervaes, *Vice-President & Treasurer*     Sidney Summers, *Secretary*  
Stockton R. Hess, *Secretary*

Directors

Luther F. Hess                      John H. Hater                      Harry L. Hess  
Paul Dervaes                      Sidney Summers                 Robert E. Hater III  
Stockton R. Hess                    Craig R. Stevens

Dog Track — Ebro

55 Racing Days —	July 1, 1980 to Sept. 4, 1980	— 79 Performances
8	Sept. 5, 1980 to Sept. 13, 1980	10 Performances
<u>43</u>	May 8, 1981 to June 30, 1981	<u>57 Performances</u>
106		146

Pari-Mutuel Handle .....	\$17,948,120.00
Average Performance .....	122,932.33
Average Wager per Capita .....	89.39
<i>(Based on Taxable Admissions)</i>	
Total Paid Attendance .....	200,793
Average Paid Attendance per Performance .....	1,375

Distribution of Handle

Redistributed to Public as Winnings .....

\$14,534,488.70
-----------------

Paid to State

Daily License Fee .....	\$ 141,360.00
Tax on Handle .....	1,086,657.12
Breakage .....	<u>57,517.14</u>
Total for State .....	\$ 1,285,534.26

Retained by Track/Fronton .....

\$ 1,995,014.96
-----------------

Restricted Funds:

Withheld for Additional Purses .....	66,541.04
Withheld for Capital Improvement .....	<u>66,541.04</u>

Total for Track/Fronton .....

\$ 2,128,097.04
-----------------

Grand Total Handle .....

<u>\$17,948,120.00</u>
------------------------

Other State Income

Admission Tax .....	\$ 26,103.09
Occupational Licenses .....	10,887.00
kennel Names .....	<u>150.00</u>

Total Other State Income .....

<u>\$ 37,140.09</u>
---------------------

Total Purses Paid: \$572,951.04

Seating Capacity: 3,000 — Parking: 1,500 spaces

Overall Length of Track: 1,344 feet

Length of Stretch: 333 feet — Width of Track: 18 feet

Equipment: Single, Inside Lure, Autotote, Ltd.



**WEST FLAGLER ASSOCIATES, LTD.**  
P. O. Box 35-460, Miami, Florida 33135

Barbara H. Havenick Florence Hecht	<i>General Partners</i> Sidney Lefcourt	David S. Hecht Isabelle H. Amdur
---------------------------------------	--	-------------------------------------

2 Racing Days — <u>46</u> 48	Dog Track — Miami July 1, 1980 and July 2, 1980 Sept. 5, 1980 to Oct. 30, 1980	— 4 Performances <u>71</u> Performances 75 Performances
------------------------------------	--	---

Pari-Mutuel Handle .....	\$36,329,392.00
Average Performance .....	484,391.89
Average Wager per Capita .....	120.31
<i>(Based on Taxable Admissions)</i>	
Total Paid Attendance .....	301,977
Average Paid Attendance per Performance .....	4,026

Distribution of Handle  
 Redistributed to Public as Winnings ..... \$29,332,079.78

Paid to State

Daily License Fee .....	\$ 73,600.00
Tax on Handle .....	2,618,533.80
Breakage .....	<u>119,004.40</u>
Total for State .....	\$ 2,811,138.20

Retained by Track/Fronton ..... \$ 3,832,804.30

Restricted Funds:

Withheld for Additional Purses .....	176,684.86
Withheld for Capital Improvement .....	<u>176,684.86</u>
Total for Track/Fronton .....	\$ 4,186,174.02

Grand Total Handle ..... \$36,329,392.00

Other State Income

Admission Tax .....	\$ 31,054.71
Occupational Licenses .....	14,946.00
Kennel Names .....	<u>350.00</u>
Total Other State Income .....	<u>\$ 46,350.71</u>

Total Purses Paid: 1979 - 1980 Season \$2,169,229.40  
 Seating Capacity: 13,000 — Parking: 6,700 spaces  
 Overall Length of Track: 1/4 Mile  
 Length of Stretch: 333 feet — Width of Track: 21 feet  
 Equipment: Double, Inside Lure, Autotote, Ltd.

DANIA JAI-ALAI PALACE, INC.  
P. O. Box 96, Dania, Florida 33004

*Officers*

Stephen F. Snyder, *President*  
Owen P. Bell, *Sec'y.-Treasurer*    D.R. Knox, *Vice-President, Gen. Mgr.*  
Fred S. Chase, *Vice-President, Comptroller*

*Directors*

Stephen F. Snyder            Owen P. Bell

Jai-Alai — Dania

109 Playing Days — Dec. 5, 1980 to April 11, 1981 — 159 Performances

Pari-Mutuel Handle ..... \$41,389,076.00  
Average Performance ..... 260,308.65  
Average Wager per Capita ..... 62.54  
*(Based on Taxable Admissions)*  
Total Paid Attendance ..... 661,782  
Average Paid Attendance per Performance ..... 4,162

Distribution of Handle

Redistributed to Public as Winnings ..... \$33,359,374.83

Paid to State

Daily License Fee ..... \$ 152,640.00  
Tax on Handle ..... 2,656,399.48  
Breakage ..... 77,194.17  
Total for State ..... \$ 2,886,233.65

Retained by Track/Fronton ..... \$ 5,017,609.86

Restricted Funds:

Withheld for Capital Improvement ..... 125,857.66  
Total for Track/Fronton ..... \$ 5,143,467.52

Grand Total Handle ..... \$41,389,076.00

Other State Income

Admission Tax ..... \$ 86,031.66  
Occupational Licenses ..... 2,042.00  
Total Other State Income ..... \$ 88,073.66

Total Player's Compensation: \$883,763.00

Seating Capacity: 5,600 — Parking: 2,000 spaces

Height of Overhead: 45 feet

Length of Court: 178 feet — Width of Court: 50 feet

Equipment: Autotote, Ltd.

**FLORIDA JAI-ALAI, INC.**  
**P. O. Box 107, Fern Park, Florida 32730**

*Officers*

Hort A. Soper II, *President-Treasurer*. Elizabeth Calder, *Vice-President*

Bonnie J. Botos, *Secretary*

*Directors*

Hort A. Soper II                      William B. Modahl                      Elizabeth A. Calder

Jai-Alai — Fern Park

107 Playing Days — Aug. 22, 1980 to Dec. 29, 1980 — 159 Performances

Pari-Mutuel Handle .....	\$28,060,891.00
Average Performance .....	176,483.59
Average Wager per Capita .....	75.84
<i>(Based on Taxable Admissions)</i>	
Total Paid Attendance .....	370,024
Average Paid Attendance per Performance .....	2,327

Distribution of Handle

Redistributed to Public as Winnings .....	\$22,598,677.22
---	-----------------

Paid to State

Daily License Fee .....	\$ 152,640.00
Tax on Handle .....	1,710,098.40
Breakage .....	46,064.56
Total for State .....	<u>\$ 1,908,802.96</u>

Retained by Track/Fronton .....	\$ 3,453,134.36
---------------------------------	-----------------

Restricted Funds:

Withheld for Capital Improvement .....	100,276.46
--	------------

Total for Track/Fronton .....	<u>\$ 3,553,410.82</u>
-------------------------------	------------------------

Grand Total Handle .....	<u>\$28,060,891.00</u>
--------------------------	------------------------

Other State Income

Admission Tax .....	\$ 48,103.12
---------------------	--------------

Occupational Licenses .....	4,059.00
-----------------------------	----------

Total Other State Income .....	<u>\$ 52,162.12</u>
--------------------------------	---------------------

Total Player's Compensation: \$560,208.83

Seating Capacity: 3,073 — Parking: 1,500 spaces

Height of Overhead: 48 feet

Length of Court: 180 feet — Width of Court: 50 feet

Equipment: Autotote, Ltd.



**THE FRONTON, INC.**  
1415 West 45th Street, West Palm Beach, Florida 33407

*Officers*

Arthur W. Silvester, Sr. *President*  
Arthur W. Silvester, Jr., *Executive Vice-President & Secretary*  
Renee Silvester, *Treasurer*

*Directors*

Arthur W. Silvester, Sr., *Chairman*  
Arthur W. Silvester, Jr.          Renee Silvester

**Jai-Alai — West Palm Beach**

• 123 Playing Days— Aug. 28, 1980 to Jan. 22, 1981 —184 Performances

Pari-Mutuel Handle .....	\$31,478,883.00
Average Performance .....	171,080.88
Average Wager per Capita .....	65.87
<i>(Based on Taxable Admissions)</i>	
Total Paid Attendance .....	477,924
Average Paid Attendance per Performance .....	2,597
 Distribution of Handle	
Redistributed to Public as Winnings .....	\$25,349,326.88
 Paid to State	
Daily License Fee .....	\$176,640.00
Tax on Handle .....	1,908,400.74
Breakage .....	50,287.69
Total for State .....	<u>\$ 2,135,328.43</u>
Retained by Track/Fronton .....	\$ 3,873,267.53
Restricted Funds:	
Withheld for Capital Improvement .....	120,960.16
Total for Track/Fronton .....	<u>\$ 3,994,227.69</u>
Grand Total Handle .....	<u>\$31,478,883.00</u>
 Other State Income	
Admission Tax .....	\$ 62,130.12
Occupational Licenses .....	6,956.00
Total Other State Income .....	<u>\$ 69,086.12</u>

• This season represents special makeup days authorized by P/M Commissioners as Fronton, Inc. was unable to operate prior year due to fire damage.

Total Player's Compensation: \$157,525.72  
Seating Capacity: 5,350 — Parking: 2,500 spaces  
Height of Overhead: 50 feet  
Length of Court: 170 feet — Width of Court: 55 feet  
Equipment: Datatrol, Inc.

THE FRONTON, INC.  
1415 West 45th Street, West Palm Beach, Florida 33407

Officers

Arthur W. Silvester, Sr., *President*  
Arthur W. Silvester, Jr., *Executive Vice-President & Secretary*  
Renee Silvester, *Treasurer*

Directors

Arthur W. Silvester, Sr., *Chairman*  
Arthur W. Silvester, Jr.      Renee Silvester

Jai-Alai — West Palm Beach

105 Playing Days — Jan. 23, 1981 to May 25, 1981 — 158 Performances

Pari-Mutuel Handle ..... \$28,304,906.00  
Average Performance ..... 179,144.97  
Average Wager per Capita ..... 68.56  
(Based on Taxable Admissions)  
Total Paid Attendance ..... 412,873  
Average Paid Attendance per Performance ..... 2,613

Distribution of Handle

Redistributed to Public as Winnings ..... \$22,788,370.82

Paid to State

Daily License Fee ..... \$ 151,680.00  
Tax on Handle ..... 1,729,198.43  
Breakage ..... 44,968.95  
Total for State ..... \$ 1,925,847.38

Retained by Track/Fronton ..... \$ 3,477,081.85

Restricted Funds:

Withheld for Capital Improvement ..... 113,605.95

Total for Track/Fronton ..... \$ 3,590,687.80

Grand Total Handle ..... \$28,304,906.00

Other State Income

Admission Tax ..... \$ 53,673.49  
Occupational Licenses ..... 905.00

Total Other State Income ..... \$ 54,578.49

Total Player's Compensation: \$98,464.42

Seating Capacity: 5,350 — Parking: 2,500 spaces

Height of Overhead: 50 feet

Length of Court: 170 feet — Width of Court: 55 feet

Equipment: Datatrol, Inc.

**GOLDEN CROWN CORPORATION**

Big Bend Jai-Alai

P. O. Box 388, Quincy, Florida 32351

*Officers*

Hort A. Soper, *President-Treasurer*

Elizabeth Calder, *Vice-President*

Bonnie J. Botos, *Secretary*

*Directors*

Hort A. Soper

Elizabeth A. Calder

William Modahl

Jai-Alai — Quincy

105 Playing Days — Jan. 2, 1981 to May 11, 1981 — 125 Performances

Pari-Mutuel Handle .....	\$10,037,062.00
Average Performance .....	80,296.50
Average Wager per Capita .....	77.37
<i>(Based on Taxable Admissions)</i>	

Total Paid Attendance .....	129,725
Average Paid Attendance per Performance .....	1,038

**Distribution of Handle**

Redistributed to Public as Winnings .....	\$ 8,086,801.28
---	-----------------

**Paid to State**

Daily License Fee .....	\$ 75,000.00
Tax on Handle .....	490,756.55
Breakage .....	16,727.58
<b>Total for State .....</b>	<b>\$ 582,484.13</b>

Retained by Track/Fronton .....	\$ 1,336,236.57
---------------------------------	-----------------

**Restricted Funds:**

Withheld for Capital Improvement .....	31,540.02
--	-----------

<b>Total for Track/Fronton .....</b>	<b>\$ 1,367,776.59</b>
--------------------------------------	------------------------

<b>Grand Total Handle .....</b>	<b>\$10,037,062.00</b>
---------------------------------	------------------------

**Other State Income**

Admission Tax .....	\$ 16,864.25
---------------------	--------------

Occupational Licenses .....	1,537.00
-----------------------------	----------

<b>Total Other State Income .....</b>	<b>\$ 18,401.25</b>
---------------------------------------	---------------------

Total Player's Compensation: \$405,805.85

Seating Capacity: 2,100 — Parking: 1,100 spaces

Height of Overhead: 48 feet

Length of Court: 180 feet — Width of Court: 50 feet

Equipment: Autotote, Ltd.

MIAMI JAI-ALAI, INC.  
3500 N.W. 37th Avenue, Miami, Florida 33142

*Officers*

Richard P. Donovan, *President*  
H. Paul Rico, *Vice-President*

Jai-Alai — Miami

105 Playing Days — Dec. 25, 1980 to May 1, 1981 — 159 Performances

Pari-Mutuel Handle ..... \$57,544,858.00  
Average Performance ..... 361,917.35  
Average Wager per Capita ..... 79.65  
(Based on Taxable Admissions)  
Total Paid Attendance ..... 722,496  
Average Paid Attendance per Performance ..... 4,544

Distribution of Handle

Redistributed to Public as Winnings ..... \$46,264,250.55

Paid to State

Daily License Fee ..... \$ 152,640.00  
Tax on Handle ..... 3,803,459.99  
Breakage ..... 77,815.69  
Total for State ..... \$ 4,033,915.68

Retained by Track/Fronton ..... \$ 6,951,230.83

Restricted Funds:

Withheld for Capital Improvement ..... 295,460.94

Total for Track/Fronton ..... \$ 7,246,691.77

Grand Total Handle ..... \$57,544,858.00

Other State Income

Admission Tax ..... \$ 93,924.48  
Occupational Licenses ..... 1,737.00  
Total Other State Income ..... \$ 95,661.48

Total Player's Compensation: \$4,064,763.00

Seating Capacity: 5,909 — Parking: 4,000 spaces

Height of Overhead: 40 feet

Length of Court: 176 feet — Width of Court: 50 feet

Equipment: Autotote, Ltd.





**SPORTS PALACE, INC.**  
P. O. Box 1257-EG, Melbourne, Florida 32935

*Officers*

Milton J. Roth, *President & Treasurer*  
Harry J. Olsen, *Vice-President, Secretary*

*Directors*

Milton J. Roth                  Harry J. Olsen                  Charles C. Clark  
   Vance Schwartz

	<b>Jai-Alai — Melbourne</b>	
55 Playing Days —	Oct. 10, 1980 to Dec. 31, 1980	— 79 Performances
<u>49</u>	Jan. 1, 1981 to March 9, 1981	<u>75 Performances</u>
<b>104</b>		<b>154 Performances</b>

Pari-Mutuel Handle .....	\$15,046,954.00
Average Performance .....	97,707.49
Average Wager per Capita .....	66.43
<i>(Based on Taxable Admissions)</i>	
Total Paid Attendance .....	226,500
Average Paid Attendance per Performance .....	1,471

**Distribution of Handle**

Redistributed to Public as Winnings ..... \$12,117,609.00

**Paid to State**

Daily License Fee .....	\$ 147,840.00
Tax on Handle .....	794,983.94
Breakage .....	<u>25,057.11</u>
Total for State .....	<b>\$ 967,881.05</b>

Retained by Track/Fronton ..... \$ 1,906,252.95

**Restricted Funds:**

Withheld for Capital Improvement ..... 55,211.00

Total for Track/Fronton ..... **\$ 1,961,463.95**

**Grand Total Handle** ..... **\$15,046,954.00**

**Other State Income**

Admission Tax .....	\$ 29,445.00
Occupational Licenses .....	<u>1,505.00</u>
Total Other State Income .....	<b><u>\$ 30,950.00</u></b>

Total Player's Compensation: \$467,347.00

Seating Capacity: 2,463 — Parking: 1,700 spaces

Height of Overhead: 48 feet

Length of Court: 176 feet — Width of Court: 33 feet

Equipment: Western Totalisator, Ltd.

SUMMER JAI-ALAI AT  
MIAMI JAI-ALAI, INC.  
3500 N.W. 37th Avenue, Miami, Florida 33142

*Officers*

Richard P. Donovan, *President*  
H. Paul Rico, *Vice-President*

	Jai-Alai — Miami	
105 Playing Days —	July 3, 1980 to Nov. 1, 1980	— 152 Performances
40	May 15, 1981 to June 30, 1981	61 Performances
145		213 Performances

Pari-Mutuel Handle .....	\$61,532,505.00
Average Performance .....	288,885.00
Average Wager per Capita .....	79.45
<i>(Based on Taxable Admissions)</i>	
Total Paid Attendance .....	774,516
Average Paid Attendance per Performance .....	3,636

Distribution of Handle	
Redistributed to Public as Winnings .....	\$49,689,072.21

Paid to State	
Daily License Fee .....	\$ 204,480.00
Tax on Handle .....	3,990,732.94
Breakage .....	83,347.52
Total for State .....	\$ 4,278,560.46

Retained by Track/Fronton .....	\$ 7,467,943.93
Restricted Funds:	
Withheld for Capital Improvement .....	96,928.40
Total for Track/Fronton .....	\$ 7,564,872.33

Grand Total Handle .....	\$61,532,505.00
--------------------------	-----------------

Other State Income	
Admission Tax .....	\$ 100,687.08
Occupational Licenses .....	11,514.00
Total Other State Income .....	\$ 112,201.08

Total Player's Compensation: \$913,038.00  
 Seating Capacity: 5,909 — Parking: 4,000 spaces  
 Height of Overhead: 40 feet  
 Length of Court: 176 feet — Width of Court: 50 feet  
 Equipment: Autotote, Ltd.

SUMMERSPORT ENTERPRISES, LTD.

At Dania Jai-Alai

P. O. Box 96, Dania, Florida 33004

*Officers*

Stephen F. Snyder, *President*

Owen P. Bell, *Secretary-Treasurer*      D. R. Knox, *General Manager*

Fred S. Chase, *Comptroller*

*Directors*

Partnership Gator Downs/Summercop

Jai-Alai — Dania

52 Playing Days —      Oct. 1, 1980 to Nov. 29, 1980      — 52 Performances

Pari-Mutuel Handle .....	\$13,015,692.00
Average Performance .....	250,301.77
Average Wager per Capita .....	65.61
<i>(Based on Taxable Admissions)</i>	
Total Paid Attendance .....	198,381
Average Paid Attendance per Performance .....	3,815

Distribution of Handle

Redistributed to Public as Winnings ..... \$10,492,553.54

Paid to State

Daily License Fee .....	\$ 49,920.00
Tax on Handle .....	831,814.18
Breakage .....	24,469.27
Total for State .....	\$ 906,203.45

Retained by Track/Fronton ..... \$ 1,579,050.83

Restricted Funds:

Withheld for Capital Improvement ..... 37,884.18

Total for Track/Fronton ..... \$ 1,616,935.01

Grand Total Handle ..... \$13,015,692.00

Other State Income

Admission Tax .....	\$ 25,789.53
Occupational Licenses .....	6,322.00

Total Other State Income ..... \$ 32,111.53

Total Player's Compensation: \$239,044.00

Seating Capacity: 5,600 — Parking: 2,000 spaces

Height of Overhead: 45 feet

Length of Court: 178 feet — Width of Court: 50 feet

Equipment: Autotote, Ltd.

**TAMPA JAI-ALAI, INC.**  
 5125 S. Dale Mabry Hwy., Tampa, Florida 33611

*Officers*

Richard P. Donovan, *President*                      Richard J. Gerrity, *Vice-President*  
 H. Paul Rico, *Secretary*                              Richard Donovan, *Treasurer*

**Jai-Alai — Tampa**

105 Playing Days — Jan. 6, 1981 to June 10, 1981 — 159 Performances

Pari-Mutuel Handle .....	\$41,518,165.00
Average Performance .....	261,120.53
Average Wager per Capita .....	65.64
<i>(Based on Taxable Admissions)</i>	
Total Paid Attendance .....	632,470
Average Paid Attendance per Performance .....	3,978

**Distribution of Handle**

Redistributed to Public as Winnings .....	\$33,424,760.50
---	-----------------

**Paid to State**

Daily License Fee .....	\$ 152,640.00
Tax on Handle .....	2,665,564.80
Breakage .....	<u>73,833.90</u>
Total for State .....	\$ 2,892,038.70

Retained by Track/Fronton .....	\$ 5,037,220.62
---------------------------------	-----------------

**Restricted Funds:**

Withheld for Capital Improvement .....	164,145.18
Total for Track/Fronton .....	\$ 5,201,365.80

Grand Total Handle .....	<u>\$41,518,165.00</u>
--------------------------	------------------------

**Other State Income**

Admission Tax .....	\$ 82,221.10
Occupational Licenses .....	<u>3,706.00</u>
Total Other State Income .....	<u>\$ 85,927.10</u>

Total Player's Compensation: \$983,088.00  
 Seating Capacity: 3,882 — Parking: 3,500 spaces  
 Height of Overhead: 40 feet  
 Length of Court: 176 feet — Width of Court: 51 feet  
 Equipment: Autotote, Ltd.

**VOLUSIA JAI-ALAI, INC.**  
P. O. Box 2630, Daytona Beach, Florida 32015

*Officers*

Milton J. Roth, *President & Treasurer*  
Harry J. Olsen, *Vice-President & Secretary*

*Directors*

Milton J. Roth                      Harry J. Olsen                      Charles C. Clark  
   Vance Schwartz

	Jai-Alai — Daytona Beach	
42 Playing Days —	July 1, 1980 to Aug. 18, 1980	— 57 Performances
<u>88</u>	March 20, 1981 to June 30, 1981	<u>124 Performances</u>
130		181 Performances

Pari-Mutuel Handle .....	\$24,886,006.00
Average Performance .....	137,491.75
Average Wager per Capita .....	66.32
<i>(Based on Taxable Admissions)</i>	
Total Paid Attendance .....	375,268
Average Paid Attendance per Performance .....	2,073

**Distribution of Handle**

Redistributed to Public as Winnings .....	\$20,035,939.30
---	-----------------

**Paid to State**

Daily License Fee .....	\$ 173,760.00
Tax on Handle .....	1,445,631.46
Breakage .....	<u>41,458.10</u>
Total for State .....	\$ 1,660,849.56

Retained by Track/Fronton .....	\$ 3,091,363.70
---------------------------------	-----------------

**Restricted Funds:**

Withheld for Capital Improvement .....	97,853.44
Total for Track/Fronton .....	\$ 3,189,217.14

Grand Total Handle .....	<u>\$24,886,006.00</u>
--------------------------	------------------------

**Other State Income**

Admission Tax .....	\$ 48,784.84
Occupational Licenses .....	5,148.00
Total Other State Income .....	<u>\$ 53,932.84</u>

Total Player's Compensation: \$546,872.00

Seating Capacity: 4,465 — Parking: 2,079 spaces

Height of Overhead: 48 feet

Length of Court: 176 feet — Width of Court: 33 feet

Equipment: Western Totalisator, Ltd.

**TOURIST ATTRACTIONS, INC.**  
 1800 S.W. 3rd Street, Pompano Beach, Florida 33060

*Officers*

Frederick L. Van Lennep, *President*                      J. D. Orth, *Vice-President*  
 Hector Van Lennep, *Vice-President & General Manager*  
 Mary Ann Trees, *Secretary*                      William P. Van Buren, *Treasurer*  
 Allen J. Finkelson, *Vice-President of Public Relations*

*Directors*

Frederick L. Van Lennep, *Chairman*  
 J. D. Orth                      William P. Van Buren

**Harness Horse Track — Pompano Beach**

105 Racing Days — Nov. 28, 1980 to April 11, 1981 — 105 Performances

Pari-Mutuel Handle .....	\$49,338,557.00
Average Performance .....	469,891.02
Average Wager per Capita .....	98.38
<i>(Based on Taxable Admissions)</i>	
Total Paid Attendance .....	501,500
Average Paid Attendance per Performance .....	4,776

Distribution of Handle

Redistributed to Public as Winnings .....	\$39,479,312.22
---	-----------------

Paid to State

Daily License Fee .....	\$ 117,300.00
Tax on Handle .....	596,258.48
Total for State .....	<u>\$ 713,558.48</u>

Retained by Track/Fronton .....	4,753,301.99
---------------------------------	--------------

Restricted Funds:

Withheld for Additional Purses .....	3,700,392.05
Withheld for Capital Improvement .....	419,430.58

Total for Track/Fronton .....	<u>\$ 8,873,124.62</u>
-------------------------------	------------------------

Florida Harness Horse Racing Promotion Trust Fund

Breakage .....	<u>\$ 272,561.68</u>
----------------	----------------------

Grand Total Handle .....	<u>\$49,338,557.00</u>
--------------------------	------------------------

Other State Income

Admission Tax .....	\$ 81,904.76
Occupational Licenses .....	73,140.00
Stable Names .....	<u>7,550.00</u>

Total Other State Income .....	<u>\$ 162,594.76</u>
--------------------------------	----------------------

Total Purses Paid; \$3,951,941.00

Seating Capacity: 8,260 — Parking: 10,000 spaces

Overall Length of Track: 5/8 mile

Length of Stretch: 660 feet — Width of Track: 90 feet

Equipment: Cierva 764 Totalizater System

**CALDER RACE COURSE, INC.**  
210th Street & N.W. 27th Avenue, Miami, Florida 33055

*Officers*

Kenneth Noe, Jr., *President*                      Charles V. McAdam, *Vice-President*  
Henry H. Taylor, Jr., *Secretary*                      Russell N. Pearce, *Treasurer*

*Directors*

James H. Binger                      Eduardo Benet                      Henry H. Taylor, Jr.  
Harry T. Mangurian, Jr.              Wheelock Whitney                  James W. McLamore  
R. B. Gautier, Jr.                      Kenneth Noe, Jr.                      Elmer F. Vickers, Jr.

**Horse Track — North Dade County**

83 Racing Days —	July 1, 1980 to Nov. 8, 1980	— 83 Performances
<u>22</u>	May 30, 1981 to June 29, 1981	<u>22</u> Performances
<b>105</b>		<b>105 Performances</b>

Pari-Mutuel Handle .....	\$108,633,191.00
Average Performance .....	1,034,601.82
Average Wager per Capita .....	155.26
<i>(Based on Taxable Admissions)</i>	
Total Paid Attendance .....	699,700
Average Paid Attendance per Performance .....	6,664

**Distribution of Handle**

Redistributed to Public as Winnings ..... \$ 87,131,931.52

**Paid to State**

Daily License Fee .....	\$ 103,500.00
Tax on Handle .....	2,545,395.38
* Excess of Breaks .....	8,011.07
<b>Total for State .....</b>	<b>\$ 2,656,906.45</b>

Retained by Track/Fronton ..... \$ 9,312,556.71

**Restricted Funds:**

Withheld for Additional Purses .....	8,147,489.57
Withheld for Capital Improvement .....	753,089.68

**Total for Track/Fronton .....** \$ 18,213,135.96

**Florida Thoroughbred Breeders' Promotional Trust Fund**

Breakage ..... \$ 631,217.07

**Grand Total Handle .....** \$108,633,191.00

**Other State Income**

Admission Tax .....	\$ 109,292.85
Occupational Licenses .....	147,897.00
Stable Names .....	11,775.00

**Total Other State Income .....** \$ 268,964.85

\* **Prior Tax Structure**

Total Purses Paid: 1979-1980 Season \$9,295,242.00  
Seating Capacity: 17,000 — Parking: 8,650 spaces  
Overall Length of Track: 1 mile oval  
Length of Stretch: 990 feet — Width of Track: 65 feet +  
Equipment: Autotote, Ltd.



**GULFSTREAM PARK RACING ASSOCIATION, INC.**  
Hallandale, Florida 33009

*Officers*

Robert Douglas Donn, *President*      Frank J. Pepper, Jr., *Vice President*  
 Marc E. Cunningham, *Vice-President*      Jack Blair, *Vice-President*  
 Arthur I. Appleton, *Vice-President*      Donn Flipse, *Secretary-Treasurer*

*Directors*

Fred C. Flipse	Jack Blair	Helen D. Flipse
Mary Anna Fowler	Marc E. Cunningham	Maurice A. Hutcheson
Arthur I. Appleton	Robert Douglas Donn	Frank J. Pepper, Jr.
Martha O. Appleton	Harrison Eiteljorg	Leonard Romanik

Horse Track — Hallandale  
 50 Racing Days — Jan. 8, 1981 to March 6, 1981 — 50 Performances

Pari-Mutuel Handle .....	\$103,531,722.00
Average Performance .....	2,070,634.44
Average Wager per Capita .....	179.63
<i>(Based on Taxable Admissions)</i>	
Total Paid Attendance .....	576,345
Average Paid Attendance per Performance .....	11,527

**Distribution of Handle**

    Redistributed to Public as Winnings ..... \$ 83,031,819.42

**Paid to State**

Daily License Fee .....	\$ 50,000.00
Tax on Handle .....	3,127,796.87
Total for State .....	\$ 3,177,796.87

Retained by Track/Fronton ..... \$ 8,148,134.10

**Restricted Funds:**

Withheld for Additional Purses .....	7,764,879.28
Withheld for Capital Improvement .....	828,096.79

Total for Track/Fronton ..... \$ 16,741,110.17

**Florida Thoroughbred Breeders' Promotional Trust Fund**

    Breakage ..... \$ 580,995.54

Grand Total Handle ..... \$103,531,722.00

**Other State Income**

Admission Tax .....	\$ 168,605.23
Occupational Licenses .....	33,130.00
Stable Names .....	4,250.00
Total Other State Income .....	\$ 205,985.23

Total Purses Paid: \$7,920,354.00

Seating Capacity: 19,900 — Parking: 14,750 spaces

Overall Length of Track: 1 mile

Length of Stretch: 952 feet — Width of Track: 80 feet

Equipment: American Totalisator, Inc. Cash-Sell System

**HIALEAH, INC.**  
**P. O. Box 158, Hialeah, Florida 33011**

*Officers*

John J. Brunetti, *President*

Gail O. Kent, *Secretary*

*Directors*

John W. Galbreath  
 A. J. Capeletti  
 P. A. B. Widener

John J. Brunetti  
 Ann G. Brunetti

William C. Fisher  
 Richard E. Gerstein  
 Harold Snowden

**Horse Track — Hialeah**  
**65 Racing Days — March 7, 1981 to May 28, 1981 — 65 Performances**

Pari-Mutuel Handle .....	\$73,643,699.00
Average Performance .....	1,132,980.00
Average Wager per Capita .....	175.80
<i>(Based on Taxable Admission)</i>	
Total Paid Attendance .....	418,907
Average Paid Attendance per Performance .....	6,445

**Distribution of Handle**

Redistributed to Public as Winnings ..... \$59,056,296.70

**Paid to State**

Daily License Fee .....	\$ 64,000.00
Tax on Handle .....	1,786,742.07
Total for State .....	<u>\$ 1,850,742.07</u>

Retained by Track/Fronton ..... \$ 6,211,429.29

**Restricted Funds:**

Withheld for Additional Purses .....	5,523,277.61
Withheld for Capital Improvement .....	<u>591,131.94</u>

Total for Track/Fronton ..... \$12,325,838.84

**Florida Thoroughbred Breeders' Promotional Trust Fund**

Breakage ..... \$ 410,821.39

Grand Total Handle ..... \$73,643,699.00

**Other State Income**

Admission Tax .....	\$ 124,514.93
Occupational Licenses .....	25,469.00
Stable Names .....	<u>3,100.00</u>

Total Other State Income ..... \$ 153,083.93

Total Purses Paid: \$5,789,700.00

Seating Capacity: 20,000 — Parking: 14,000 spaces

Overall Length of Track: 1-1/8 mile oval

Length of Stretch: 1,075 feet — Width of Track: 90 feet

Equipment: Autotote, Ltd.

**TAMPA BAY DOWNS, INC.\***  
 P. O. Box "E", Oldsmar, Florida 33557

*Officers*

Stella F. Thayer, *President*                          Michael G. Mackey, *Vice-President*  
   Marian Woolfter, *Secretary*

*Directors*

Sam F. Davis, *Chairman*                                  Joan Z. Steinbrenner, *Vice-Chairman*  
 Howell Ferguson    Henry G. Steinbrenner

Horse Track — Tampa

74 Racing Days —     Dec. 4, 1980 to March 28, 1981     — 74 Performances

Pari-Mutuel Handle .....	\$26,298,780.00
Average Performance .....	355,388.92
Average Wager per Capita .....	102.07
<i>(Based on Taxable Admissions)</i>	
Total Paid Attendance .....	257,666
Average Paid Attendance per Performance .....	3,482

Distribution of Handle

Redistributed to Public as Winnings .....

\$21,063,657.60
-----------------

Paid to State

Daily License Fee .....	\$ 72,500.00
Tax on Handle .....	8,265.57
<u>Total for State .....</u>	<u>\$ 80,765.57</u>

Retained by Track/Fronton .....

\$ 2,791,359.96
-----------------

Restricted Funds:

Withheld for Additional Purses .....	1,972,408.50
Withheld for Capital Improvement .....	211,821.07
<u>Total for Track/Fronton .....</u>	<u>\$ 4,975,589.53</u>

Florida Thoroughbred Breeders' Promotional Trust Fund

Breakage .....

<u>\$ 178,767.30</u>
----------------------

Grand Total Handle .....

<u>\$26,298,780.00</u>
------------------------

Other State Income

Admission Tax .....	\$ 54,586.13
Occupational Licenses .....	40,552.00
Stable Names .....	1,050.00
<u>Total Other State Income .....</u>	<u>\$ 96,188.13</u>

\* formerly - Florida Downs and Turf Club, Inc.

Total Purses Paid: \$2,542,877.00  
 Seating Capacity: 6,500 — Parking: 4,000 spaces  
 Overall Length of Track: 1 mile oval  
 Length of Stretch: 976 feet — Width of Track: 75 feet  
 Equipment: American Totalisator, Inc.

TROPICAL PARK, INC. (AT CALDER)  
210 Street & N.W. 27th Avenue, Miami, Florida 33055

*Officers*

Kenneth Noe, Jr., *President*

Henry H. Taylor, Jr., *Secretary*

Russell N. Pearce, *Treasurer*

*Directors*

James H. Binger

Ralph Dechiaro

J. Louis Levesque

John Ellis

Elmer F. Vickers, Jr.

Henry H. Taylor, Jr.

Kenneth Noe, Jr.

Horse Track — North Dade County

50 Racing Days — Nov. 11, 1980 to Jan. 7, 1981 — 50 Performances

Pari-Mutuel Handle .....	\$60,194,404.00
Average Performance .....	1,203,888.08
Average Wager per Capita .....	165.72
<i>(Based on Taxable Admissions)</i>	
Total Paid Attendance .....	363,237
Average Paid Attendance per Performance .....	7,265

Distribution of Handle

Redistributed to Public as Winnings ..... \$48,329,711.20

Paid to State

Daily License Fee ..... \$ 50,000.00

Tax on Handle ..... 1,491,415.36

Total for State ..... \$ 1,541,415.36

Retained by Track/Fronton ..... \$ 5,088,825.63

Restricted Funds:

Withheld for Additional Purses ..... 4,514,580.45

Withheld for Capital Improvement ..... 393,290.28

Total for Track/Fronton ..... \$ 9,996,696.36

Florida Thoroughbred Breeders' Promotional Trust Fund

Breakage ..... \$ 326,581.08

Grand Total Handle ..... \$60,194,404.00

Other State Income

Admission Tax ..... \$ 56,911.12

Occupational Licenses ..... 37,730.00

Stable Names ..... 4,800.00

Total Other State Income ..... \$ 99,441.12

Total Purses Paid: \$4,296,344.00

Seating Capacity: 17,000 — Parking: 8,650 spaces

Overall Length of Track: 1 mile oval

Length of Stretch: 990 feet — Width of Track: 65 feet

Equipment: Autotote, Ltd.

**GATOR DOWNS RACING, INC.**  
 1800 S.W. 3rd Street, Pompano Beach, Florida 33060

*Officers*

J. D. Orth, *President*  
 Hector Van Lennep, *Vice-President & General Manager*  
 Mary Ann Trees, *Secretary*                      William P. Van Buren, *Treasurer*  
 Allen J. Finkelson, *Vice-President of Public Relations*

*Directors*

Hector Van Lennep                      J. D. Orth                      William P. Van Buren  
 Frederick L. Van Lennep, *Chairman*

Quarter Horse Track — Pompano Beach

24 Racing Days —	July 2, 1980 to Aug. 2, 1980	— 24 Performances
26	May 20, 1981 to June 29, 1981	26 Performances
<u>50</u>		<u>50 Performances</u>

Pari-Mutuel Handle .....	\$10,171,157.00
Average Performance .....	203,423.14
Average Wager per Capita .....	81.90
<i>(Based on Taxable Admissions)</i>	
Total Paid Attendance .....	124,185
Average Paid Attendance per Performance .....	2,484

Distribution of Handle

Redistributed to Public as Winnings ..... \$ 8,126,210.21

Paid to State

Daily License Fee .....	\$ 49,800.00
Total for State .....	<u>\$ 49,800.00</u>

Retained by Track/Fronton ..... \$ 1,135,576.14

Restricted Funds:

Minimum Purse Requirements .....	610,269.42
Withheld for Capital Improvement .....	89,153.43

Total for Track/Fronton ..... \$ 1,834,998.99

Florida Quarter Horse Racing Promotion Trust Fund

Breakage .....	\$ 58,436.23
1% of P/M Handle .....	101,711.57
	<u>\$ 160,147.80</u>

Grand Total Handle ..... \$10,171,157.00

Other State Income

Admission Tax .....	\$ 17,077.83
Occupational Licenses .....	38,791.00
Stable Names .....	1,300.00

Total Other State Income ..... \$ 57,168.83

Total Purses Paid: \$1,399,375.25

Seating Capacity: 8,260 — Parking: 10,000 spaces

Overall Length of Track: 5/8 mile; 1/4 mile chute

Length of Stretch: 660 feet — Width of Track: 90 feet

Equipment: Cierva 764 Totalizator System

