

51st Annual Report





DIVISION OF PARI-MUTUEL WAGERING
of the
DEPARTMENT OF BUSINESS REGULATION
FOR THE FISCAL YEAR ENDING JUNE 30, 1982

F351.76s
W131


51st

STATE LIBRARY OF FLORIDA





GOVERNOR BOB GRAHAM



**51st
Annual Report**

of the

DEPARTMENT OF BUSINESS REGULATION

DIVISION OF PARI-MUTUEL WAGERING

to the

HONORABLE BOB GRAHAM

Governor of Florida

FOR THE FISCAL YEAR ENDING

JUNE 30, 1982



TABLE OF CONTENTS

	Page
COMMENTARY	3-9
COMPARATIVE DATA	10-16
COMBINED BALANCE SHEET - ALL FUND TYPES AND ACCOUNT GROUPS (Exhibit A)	Fold-Out-17
COMBINED STATEMENT OF REVENUE EXPENDITURES AND CHANGES IN FUND BALANCES (Exhibit B)	Fold-Out-19
COMBINING BALANCE SHEET - SPECIAL REVENUE FUND (Exhibit C)	21
BALANCE SHEET - CAPITAL PROJECTS FUND	22
COMBINING BALANCE SHEET - FIDUCIARY FUNDS (Exhibit D)	Fold-Out-23
SCHEDULE OF GENERAL FIXED ASSETS - BY SOURCE	25
SCHEDULE OF GENERAL LONG TERM DEBT	26
SUPPLEMENTAL SCHEDULES	27-37
SUMMARY OF RACING REVENUES FOR REGULAR PERFORMANCES (Exhibit E)	Fold-Out-39-41
SUMMARY OF RACING REVENUES FOR CHARITY/ SCHOLARSHIP DAY PERFORMANCES (Exhibit F)	Fold-Out-41
SCHOLARSHIP FUND DAY RECEIPTS (Exhibit G)	44
ESCHEAT PARI-MUTUEL TICKETS RECEIPTS (Exhibit H)	45
PARI-MUTUEL REVENUE COLLECTED BY GEOGRAPHICAL LOCATION (Exhibit I)	46-47
PAID ATTENDANCE, PARI-MUTUEL HANDLE, STATE REVENUE (Exhibit J)	48
ADDITIONAL DAYS GRANTED FOR CHARITABLE PURPOSES (Exhibit K)	49-52
LIST OF OFFICERS, DIRECTORS AND STATISTICAL SUMMARIES OF ASSOCIATIONS:	
Greyhound Tracks	53-70
Jai-Alai Frontons	71-82
Harness Tracks	83
Horse Tracks	84-88
Quarter Horse Tracks	89

Pursuant to Section 283.27, F.S., this public document was promulgated at an annual cost of \$6713.36 (\$8.39 per copy) in compliance with Section 550.02(2), F.S.

FIFTY-FIRST ANNUAL REPORT

to the

GOVERNOR OF FLORIDA

from

DEPARTMENT OF BUSINESS REGULATION

DIVISION OF PARI-MUTUEL WAGERING

and the

FLORIDA PARI-MUTUEL COMMISSION

July 1, 1981 through June 30, 1982

July 1, 1982

His Excellency Bob Graham
Governor of Florida
Tallahassee, Florida

Dear Governor Graham:

The Florida Pari-Mutuel Commission and the Division of Pari-Mutuel Wagering submit the Fifty-First Annual Report for the period beginning July 1, 1981 and ending June 30, 1982, in compliance with requirements of Chapter 20.16(4)(d) and 550.02(2), Florida Statutes.

During this period the Florida Pari-Mutuel Commission was chaired by Dr. Leon G. van Wert, and attorney from Daytona Beach, and Billy Vessels, Stephen Abramson, Cope Newbern and James Lewis served as members. The Pari-Mutuel Commission has the legislative authority and responsibility for awarding racing dates; hearing appeals of all decisions which relate to the suspension or revocation of a permittee's license; making recommendations to the Division regarding new or existing rules for all racing and jai-alai operations; and issuing an annual report to the Governor and Legislature on the racing and jai-alai industries in Florida.

The Annual Report presents an accurate record of the activities of the Division and the pari-mutuel industry during the fiscal year. The records, files and documents from which the Report is compiled are maintained at the Division office in the State Office Building, 1350 Northwest 12 Avenue, Room 332, Miami, Florida 33136-2169. These records are open for inspection to all persons during regular business hours.

BUREAU OF INVESTIGATIONS

The primary objectives of the Division's Bureau of Investigations are to insure the enforcement of the rules of racing and jai-alai to protect the general wagering public by conducting investigations of alleged fraud, deception and corruption in relation to pari-mutuel wagering in the State of Florida. In meeting these primary objectives, the Bureau of Investigations in turn preserves the integrity of the pari-mutuel industry by seeking out and prohibiting any person or persons whose conduct within the pari-mutuel industry is detrimental to the best interests of the people of the State of Florida. Additionally, the Bureau of Investigations is charged with conducting investigations of alleged organized criminal infiltration into the pari-mutuel industry in the State of Florida and has provided assistance to local, state and federal law enforcement agencies in order to deter such infiltration.

During fiscal year 1981-1982, the Bureau investigated 607 cases for the Division's Bureaus. Many of the old traditions in the racing industry are changing and as a result reflect new conflicts. The role of the Bureau of Investigations is to maintain and upgrade the integrity of the industry and display professional ethics in dealing with any area that reflects of possible impropriety within the pari-mutuel industry.

The number of investigations into the use of prohibited drugs on racing animals have steadily increased. We have become increasingly aware of the new and little known potent drugs being made available to the American racing industry through clandestine laboratories in Europe.

During the latter half of the year analytical research and demographic studies have been conducted to determine why high numbers of Procaine positives have been detected in racing greyhounds. While some abuses have been cited, the field testing of meat coming from various suppliers has given evidence that 37% of the raw meat tested contained various levels of Procaine. This finding reflects that meat vendors will have to become more selective and protective of the meat processed for the greyhound industry.

In early 1982, the Bureau initiated an investigation into possible hidden ownership of thoroughbred race horses by alleged members of organized crime. The vulnerability of Florida, particularly South Florida, to possible hidden ownership is due in part to large revenues from drug monies; the purchase of race horses has been a way to launder monies made through illegal activity. The Bureau believes this threatens the integrity of both the Division and the racing industry and has, therefore, devoted the time and resources to identify and prevent such activity. The Bureau has been successful in its investigative overview, but it is a new dimension that is not easily, nor quickly, accomplished.

BUREAU OF LABORATORY SERVICES

The primary function of the Bureau of Laboratory Services is the finding and reporting of chemical evidence which might suggest the drugging of Florida's racing greyhounds or horses. To fulfill this function the Bureau must maintain an ongoing research and development program on new and problem drugs. To this end the State Government is providing necessary funding for research and development to the Bureau and to the University of Florida College of Veterinary Medicine. The impact of such funding is becoming apparent.

During the year, the Bureau received 50,415 official urine and blood samples for analyses. These samples were subjected to 120,171 analyses which resulted in 142 positive reports. All such drug positive reports are submitted to the Division Director for appropriate regulatory and legal action.

Additionally during the past year, the Bureau has acted in a consultant and training capacity to allied racing jurisdictions in Columbia, Jamaica, Panama, and Puerto Rico. Each of these jurisdictions has sent their official scientists to study the scientific methods of the Bureau.

LICENSE SECTION

All persons employed in any capacity at the track and frontons must be fingerprinted, photographed and licensed. During the fiscal year, 34,608 occupational licenses were issued.

Florida continues to subscribe to the National Association of State Racing Information Systems (NASRIS), which maintains a complete record of licensees and any decisions or rulings issued by all racing states. In conjunction with the NASRIS system, the License Section uses data processing equipment to maintain a complete record of each person licensed. Also, the 14 micro-readers being used at the various operating pari-mutuel facilities has enabled the Division to maintain stricter control on the eligibility of applicants for licensing.

Under a reciprocity agreement between member states of the National

Association of State Racing Commissioners and in compliance with Chapter 550.10(4), Florida Statutes, the State of Florida recognizes decisions and rulings made by other states.

PERMIT HOLDERS

Thirty-seven permits to conduct pari-mutuel wagering have been granted by the Division. During the fiscal year, pari-mutuel activities were conducted at nineteen greyhound tracks, ten jai-alai frontons, four thoroughbred tracks (Tropical Park operates at Calder Race Course), one harness track and one for the quarter horse permit conducted at Pompano Park Race Track. Detailed statistical analyses of each of the tracks and frontons which operated during the 1981-1982 fiscal year are included in the exhibits of this Report.

SCOPE OF PARI-MUTUELS

The pari-mutuel handle for the 1981-1982 racing season was up 4%, breaking all other previous records. The State's income from pari-mutuel activities once again exceeded the \$100 million mark. The importance of racing revenue to the tax structure of Florida cannot be underestimated, as many worthwhile state and local projects are dependent upon this source of income.

Florida had 4,995 pari-mutuel performances during the fiscal year.

The sum of \$112,323,447.32 was collected from all sources by the Division during the fiscal year. Of this amount \$4,467,381.01 was expended in regulating the operation of the entire industry.

The sum of \$29,915,500 was distributed to the 67 counties, each county receiving \$446,500. This is the maximum amount permitted because of a ceiling placed on such distribution by the 1971 Legislature.

An additional amount of \$17,825,296.39 which under the former statute would have been distributed to the counties was deposited in the State General Revenue Fund.

In addition, \$54,962,059.71 was deposited in the State General Revenue Fund to support the varied functions of our state government.

Other monies were distributed to the Racing Promotional Trust Fund, Racing Scholarship Trust Fund, and the State School Trust Fund, as enumerated in Schedule "C"; Statement of Cash Receipts and Disbursements.

A recapitulation of the pari-mutuel handle, attendance, and tax revenue amounts, along with the percentages of increase and/or decrease for each permittee is found on page 10.

CHARITY DAYS

Thirty-one tracks and frontons operated a total of 122 extra performances during the fiscal year for approved charitable organizations and schools.

SCHOLARSHIP FUND

Pursuant to Chapter 550.08, Florida Statutes, the Legislature authorized the various tracks and frontons to operate additional days for the express purpose of creating and producing state scholarships for qualified applicants. These funds are the net proceeds derived from extra days. This scholarship fund is administered by the State Board of Regents for institutions of higher learning. A total of \$393,987.09 was deposited to this fund in the past fiscal year. Exhibit "H" of this report shows the amounts raised by the industry.

Since their inception thirty-one years ago, these extra days have raised \$15,327,367.92 for our state-supported colleges.

1950- \$	165,830.00	1961- \$	364,819.43	1972- \$	717,037.13
1951-	247,260.75	1962-	408,652.45	1973-	733,734.71
1952-	239,147.74	1963-	393,641.10	1974-	949,801.51
1953-	232,907.36	1964-	399,898.11	1975-	835,385.51
1954-	280,506.70	1965-	474,937.22	1976-	740,841.75
1955-	279,227.97	1966-	462,441.03	1977-	541,271.20
1956-	299,070.54	1967-	419,499.49	1978-	543,991.40
1957-	349,514.06	1968-	541,389.12	1979-	560,099.05
1958-	366,481.60	1969-	447,133.37	1980-	663,573.13
1959-	293,901.79	1970-	495,387.58	1981-	550,438.02
1960-	364,819.43	1971-	619,538.80	1982-	393,987.09
					TOTAL \$15,327,367.92

ABANDONED PARI-MUTUEL TICKETS

Pursuant to Chapter 550.164, Florida Statutes, it was declared by the Legislature that abandoned pari-mutuel tickets over one year old from Greyhound Racing and Jai-Alai permitholders should escheat to the state for deposit to the Principal of the State School Fund. These funds are used for the support and maintenance of our public schools. A total of \$2,095,479.35 was received from this source by the Division throughout the fiscal year, and related audits were made. Exhibit " " of this report shows in detail the amounts remitted by the individual associates.

Yearly receipts dating from 1957, when the Division first began collecting these funds, are itemized below:

1957- \$	3,992.20	1965- \$	320,530.50	1974- \$	1,136,606.30
1958-	204,449.30	1966-	425,130.20	1975-	1,288,317.65
1959-	240,545.15	1967-	381,857.30	1976-	1,429,361.00
1960-	311,045.10	1968-	448,161.00	1977-	1,449,016.10
1961-	403,903.95	1969-	513,254.45	1978-	1,582,011.10
1962-	273,272.60	1970-	590,891.25	1979-	2,011,455.70
1963-	265,045.70	1971-	666,405.35	1980-	1,881,068.65
1964-	292,193.60	1972-	706,391.10	1981-	1,884,234.45
		1973-	943,267.65	1982-	2,095,479.35
					TOTAL \$21,747,886.70

Pursuant to Chapter 550.263(2) Florida Statutes, fund for all Thoroughbred, Harness and Quarter Horse racing permit holders shall be deposited into their respective promotional Trust Funds for payment of breeders awards and stallions awards.*

LITIGATION

The heavy case load of department attorneys representing the Division of Pari-Mutuel Wagering and the Florida Pari-Mutuel Commission continued throughout the 1981-82 fiscal year. As in previous years, the Division Director personally heard over 100 administrative cases involving patron ejections, license eligibility, and disciplinary action against pari-mutuel licensees and a number of other cases were referred to the Division of Administrative Hearings for assignment of hearing officers. The Division was also involved in litigation at all levels of state and federal court.

The Florida Pari-Mutuel Commission's award of the lucrative second period of the 1982 winter thoroughbred season was affirmed by the Fourth District Court of Appeal in Gulfstream Park Racing Association v. Hialeah, Inc., Case Nos. 81-669 and 81-698. An appeal of the Commission's award of the second period of the 1983 winter thoroughbred season to Gulfstream Park is currently pending before the Fourth District, Case Nos. 82-703 and 82-946.

The Florida Supreme Court in Case No. 61.135 denied review of the Third

*change in tax structure as of June 4, 1980.

District Court of Appeal's decision in *Solimena v. State*, 3rd DCA Case No. 79-2047, which affirmed the Division's order suspending the license of a horse trainer. The Supreme Court also denied review of the Third District's decision in *San Pedro v. State*, Supreme Court Case No. 61,291, 3rd DCA Case No. 79-2030, which upheld the suspension of a horse trainer for a sublimaza violation.

The Third District Court of Appeal declared the statute banning all medication and drugs prior to a race to be constitutional in *Simmons v. Division of Pari-Mutuel Wagering*, Case No. 81-59. The decision was affirmed by the Supreme Court of Florida in *Simmons v. Division of Pari-Mutuel Wagering*, Case No. 61-643. In apparent reliance upon the *Simmons* decision, the Third District in *Federman v. Division of Pari-Mutuel Wagering*, Case No. 81-543, affirmed two orders by the Division of Administrative Hearings which upheld the validity of rules promulgated by the Division of Pari-Mutuel Wagering over the objection of a horse trainer who was disciplined for running his horse under the influence of a narcotic and for having drugs in his possession on the race track. The Court also upheld the right of the Division to conduct warrantless searches on track premises.

In *Hays v. Division of Pari-Mutuel Wagering*, 3rd DCA Case No. 80-410, the Court affirmed an order of the Division of Pari-Mutuel Wagering revoking the license of a horse owner for failure to comply with a rule requiring the return of purse money won by his horse while under the influence of a narcotic drug. The Third District's decision in *Hyman v. State*, Case No. 80-1969, which held that the Division had erroneously ordered the return of purse money won by a horse owner whose horse raced under the influence of sublimaze, was reversed by the Supreme Court of Florida in *Hyman v. State*, Case No. 60-947. The case was remanded to the Third District Court of Appeal for disposition of other issues raised by the horse owner in the case, so that a final decision is still pending.

The United States Court of Appeals, Eleventh Circuit upheld the Division's position that the *Jai-Alai* industry would not come under the jurisdiction of the National Labor Relations Board in *Florida Board of Business Regulation v. National Labor Relations Board*, Case No. 80-5905. The Court held that *Jai-Alai* players formed the only exception to the Division's position.

Several other cases of special interest are currently pending before the Division of Administrative Hearings. In *Palacios v. Department of Business Regulation*, DOAH Case No. 82-2278R, a horse trainer has filed a challenge to a Division of Pari-Mutuel Wagering rule which prohibits the possession of electrical devices on track premises. In *Division of Pari-Mutuel Wagering v. Winfield*, DOAH Case No. 82-1302, the Division has filed charges against a horse owner for alleged license falsification and hidden ownership. Both cases are expected to be resolved administratively in 1983.

NATIONAL COORDINATION

The Division is an active member of the National Association of State Racing Commissioners (NASRC), an organization representing all states which have authorized pari-mutuel activities. Membership in the organization makes it possible to coordinate records from all racing jurisdictions and the exchange information and ideas necessary for effective regulation. Under a reciprocity agreement among all member states, each racing authority recognizes decisions and rulings made by the other states.

The 48th Annual convention of the National Association of State Racing Commissioners was held in Fort Lauderdale, Florida April 19-21 of this year. The Secretary of the Department of Business Regulation, Mr. Gary R. Rutledge, delivered the welcoming address, and Mr. Robert M. Rosenberg, Chief of the Division's Bureau of Horseracing Operations, served as a panelist discussing Rules on Multiple Ownership of Horses. Commissioner Billy Vessels was unanimously elected second Vice-President.

Florida continues to be a subscriber to the National Association of State Racing

Information System (NASRIS). This system permits the Division to have instant access to a computer located in Lexington, Kentucky which contains a complete record of all decisions and rulings issued by all racing states. This invaluable system gives the Division the capability of precluding ineligible persons from participating in pari-mutuel activities in Florida.

LEGISLATION

In maintaining the posture of the Division of Pari-Mutuel Wagering to protect the interest of the betting public and to uphold the integrity of pari-mutuel wagering in the State of Florida, the 1982 Legislature enrolled a number of modifications and/or additions to the existing pari-mutuel statute. Section 550.02(9) was amended to empower the Division to exclude from any pari-mutuel facility within the State any person who has been ejected from a pari-mutuel facility in another State by the governmental body exercising regulatory jurisdiction over pari-mutuel facilities in such other States. The Division may also grant permission for admission to any person who has been ejected or excluded from a pari-mutuel facility in this State or any other State once it is determined that such person's attendance at pari-mutuel facilities would not be adverse to the public interest or the integrity of the pari-mutuel industry. This subsection will not abrogate the common law right of a pari-mutuel permitholder to exclude any patron from its private property.

With the enactment of Section 215.405, Florida Statutes, the Division is now authorized to collect the actual cost from the person or entity on whose behalf fingerprints were being submitted including, but not limited to, any charges imposed by the Department of Law Enforcement or any agency or branch of the United States Government. This action was necessitated by the imposition of a twelve dollar fee by the United State Department of Justice and a two dollar fee by the Florida Department of Law Enforcement for the processing of each set of fingerprints submitted to them.

Section 550.10(3)(b), Florida Statutes, was amended, giving the Division the statutory authority to bring administrative charges against any person not holding a current license for violations of State Statute or Division Rules which occurred while such person was licensed. The administrative action taken may result in a person being declared ineligible for licensing for a time period. Section 550.10(3)(b) also empowers the Division to exclude from all pari-mutuel facilities in this State for a period not to exceed the suspension, revocation, or ineligibility of any person whose occupational license has been suspended or revoked by the Division, whose occupational license application has been denied by the Division, or one who has been declared ineligible to hold an occupational license.

The sensitive topic of medication and drugs was at issue when legislation was enacted amending Section 550.241(6), Florida Statutes authorizing the Division to promulgate rules allowing for the restricted use of Furosemide or Phenylbutazone in racing horses if the Division determines that such use would be in the best interest of racing.

Section 550.16(2), 550.162(3), and 551.09(3), Florida Statutes were amended to authorize certain permitholders to withhold additional sums or percentages from pari-mutuel pools.

Section 550.03, Florida Statutes, which dictated the racing days was amended to allow pari-mutuel permitholders up to five (5) Charity or Scholarship days. Accordingly, Sections 550.41(4) and (8), Florida Statutes, which allowed specific additional Charity racing days were repealed and Section 550.08 which allowed for a Board of Regents racing day was incorporated into the amended Section 550.03, Florida Statutes.

CONCLUSION

The Division Director and his staff appreciate the continued support and cooperation which has been received from members of the Legislature and their staffs. The Division is deeply indebted to Governor Bob Graham for his continued and renewed interest and support of the State's vital pari-mutuel industry. In addition, the Division is very thankful to Secretary Gary R. Rutledge and the Commission for their continued support in the Division's efforts to more capably and fairly regulate the State's pari-mutuel industry.

Respectfully submitted:

Robert M. Smith, Jr., Division Director

FLORIDA PARI-MUTUEL COMMISSION

Leon G. van Wert, Chairman
Billy Vessels, Vice Chairman
Stephen Abramson
James Lewis

STATE OF FLORIDA
DEPARTMENT OF BUSINESS REGULATION
DIVISION OF PARI-MUTUEL WAGERING

COMPARATIVE DATA
JULY 1, 1981 THRU JUNE 30, 1982

	<u>Days</u>	<u>Perf.</u>	<u>Paid Attendance</u>	<u>Pari-Mutuel Handle</u>	<u>Revenue To State From Handle</u>
<u>HORSE TRACKS</u>					
CALDER RACE COURSE, INC.					
1980-1981	105	105	699,700	\$108,633,191	\$2,766,199.30
1981-1982	129	129	853,926	132,501,517	3,357,605.19
	+24	+24	+154,226	+23,868,326	+591,405.89
	+22.86%	+22.86%	+22.04	+21.97%	+21.38%
GULFSTREAM PARK RACING ASSOCIATION, INC.					
1980-1981	50	50	576,345	103,531,722	3,346,402.10
1981-1982	57	57	486,067	85,543,605	2,462,294.10
	+7	+7	-90,278	-17,988,117	-884,108.00
	+14%	+14%	-15.66%	-17.37%	-26.42%
HIALEAH, INC.					
1980-1981	65	65	418,907	73,643,699	1,975,257.00
1981-1982	50	50	498,906	92,769,564	2,973,851.23
	-15	-15	+79,999	+19,125,865	+998,594.23
	-23.08%	-23.08%	+19.10%	+25.97%	+50.56%
TAMPA BAY DOWNS, INC.					
1980-1981	74	74	257,666	26,298,780	135,351.70
1981-1982	74	74	274,508	27,344,814	133,848.36
	—	—	+16,842	+1,046,034	-1,503.34
	—	—	+6.54%	+3.98%	-1.11%
TROPICAL PARK, INC.					
1980-1981	50	50	363,237	60,194,404	1,598,326.48
1981-1982	50	50	367,668	60,263,703	1,601,171.97
	—	—	+4,431	+69,299	+2,845.49
	—	—	+1.22%	+1.12%	+1.18%
<u>TOTAL HORSE TRACKS</u>					
1980-1981	344	344	2,315,855	372,301,796	9,821,536.58
1981-1982	360	360	2,481,075	398,423,203	10,528,770.85
	+16	+16	+165,220	+26,121,407	+707,234.27
	+4.65%	+4.65%	+7.13%	+7.02%	+7.20%

	<u>Days</u>	<u>Perf.</u>	<u>Paid Attendance</u>	<u>Pari-Mutuel Handle</u>	<u>Revenue To State From Handle</u>
HARNESS TRACKS					
TOURIST ATTRACTIONS, INC.					
1980-1981	105	105	501,500	49,338,557	795,463.24
1981-1982	105	105	538,174	52,779,085	927,054.22
	—	—	+36,674	+3,440,528	+131,590.98
	—	—	+7.31%	+6.97%	+16.54%
QUARTER HORSE TRACKS					
*POMPANO PARK, INC.					
1980-1981	50	50	124,185	10,171,157	66,877.83
1981-1982	53	53	125,001	10,436,779	71,039.50
	+3	+3	+816	+265,622	+4,161.67
	+6%	+6%	+6.6%	+2.61%	+6.22%
GREYHOUND TRACKS					
ASSOCIATED OUTDOOR CLUBS, INC.					
1980-1981	101	154	776,701	79,730,628	6,214,536.62
1981-1982	101	154	751,055	81,612,561	6,353,833.70
	—	—	-25,646	+1,881,933	+139,297.08
	—	—	-3.30%	+2.36%	+2.24%
BAYARD RACEWAYS, INC.					
1980-1981	92	111	250,793	25,374,072	1,904,948.27
1981-1982	133	155	352,947	38,456,010	2,898,933.47
	+41	+44	+102,154	+13,081,938	+993,985.20
	+44.57%	+39.64%	+40.73%	+51.56%	+52.18%
BISCAYNE KENNEL CLUB, INC.					
1980-1981	156	239	1,294,137	154,959,245	12,161,016.80
1981-1982	47	72	372,637	45,544,764	3,559,415.34
	-109	-167	-921,500	-109,414,481	-8,601,601.46
CHANGE IN OPERATING DATES					
BONITA FT. MYERS CORPORATION					
1980-1981	108	159	417,072	33,571,824	2,581,371.91
1981-1982	108	159	473,471	36,492,007	2,825,452.70
	—	—	+56,399	+2,920,183	+244,080.79
	—	—	+13.52%	+8.70%	+9.46%

*Formerly: Gator Downs Racing, Inc.

	<u>Days</u>	<u>Perf.</u>	<u>Paid Attendance</u>	<u>Pari-Mutuel Handle</u>	<u>Revenue To State From Handle</u>
GREYHOUND TRACKS					
DAYTONA BEACH KENNEL CLUB, INC.					
1980-1981	101	151	392,359	31,727,702	2,404,235.83
1981-1982	107	162	390,595	30,775,427	2,321,011.50
	+6	+11	-1,764	-952,275	-83,224.33
	+5.94%	+7.28%	-0.45%	-3%	-3.46%
INVESTMENT CORP. OF PALM BEACH					
1980-1981	105	159	544,489	48,704,208	3,748,046.75
1981-1982	105	159	596,239	51,226,502	3,953,319.45
	—	—	+51,750	+2,522,294	+205,272.70
	—	—	+9.50%	+5.18%	+5.48%
INVESTMENT CORP. OF SOUTH FLORIDA					
1980-1981	103	157	1,037,470	107,145,337	8,426,211.90
1981-1982	102	156	1,088,061	109,778,040	8,622,887.21
	-1	-1	+50,591	+2,632,703	+196,675.31
	-0.97%	-0.64%	+4.88%	+2.46%	+2.33%
JACKSONVILLE KENNEL CLUB, INC.					
1980-1981	105	141	436,018	41,782,058	3,191,509.96
1981-1982	72	95	299,300	29,422,345	2,251,900.02
	-33	-46	-136,718	-12,359,713	-939,609.94
CHANGE IN OPERATING DATES					
JEFFERSON COUNTY KENNEL CLUB, INC.					
1980-1981	104	125	172,052	14,619,750	1,060,460.91
1981-1982	105	125	162,010	14,345,370	1,042,487.48
	+1	—	-10,042	-274,380	-17,973.43
	+0.96%	—	-5.84%	-1.88%	-1.69%
KEYS RACING ASSOCIATION, LTD.					
1980-1981	105	125	64,508	5,050,576	248,054.27
1981-1982	105	125	60,690	4,843,480	230,650.89
	—	—	-3,818	-207,096	-17,403.38
	—	—	-5.92%	-4.10%	-7.02%
ORANGE PARK KENNEL CLUB, INC.					
1980-1981	105	141	413,817	42,470,795	3,238,553.30
1981-1982	108	143	414,301	42,993,146	3,276,029.31
	+3	+2	+484	+522,351	+37,476.01
	+2.86%	+1.42%	+0.12%	+1.23%	+1.16%

	<u>Days</u>	<u>Perf.</u>	<u>Paid Attendance</u>	<u>Pari-Mutuel Handle</u>	<u>Revenue To State From Handle</u>
GREYHOUND TRACKS					
PENSACOLA GREYHOUND PARK, INC.					
1980-1981	104	162	253,748	22,855,784	1,676,486.79
1981-1982	105	158	246,438	22,237,370	1,632,781.70
	+1	-4	-7,310	-618,414	-43,705.09
	+96%	-2.47%	-2.88%	-2.71%	-2.61%
ST. PETERSBURG KENNEL CLUB, INC.					
1980-1981	101	154	1,014,477	95,235,886	7,514,406.25
1981-1982	101	153	1,066,477	96,466,738	7,607,271.91
	—	-1	+52,000	+1,230,852	+92,865.66
	—	-65%	+5.13%	+1.29%	+1.24%
SANFORD-ORLANDO KENNEL CLUB, INC.					
1980-1981	105	159	519,998	49,361,688	3,804,460.53
1981-1982	105	159	523,512	47,986,444	3,691,165.59
	—	—	+3,514	-1,375,244	-113,294.94
	—	—	+68%	-2.79%	-2.98%
SARASOTA KENNEL CLUB, INC.					
1980-1981	101	153	455,359	45,656,532	3,503,025.33
1981-1982	101	153	436,124	44,880,722	3,451,301.95
	—	—	-19,235	-775,810	-51,723.38
	—	—	-4.22%	-1.70%	-1.48%
SEMINOLE GREYHOUND PARK, INC.					
1980-1981	50	73	134,113	13,382,818	1,010,698.85
1981-1982	103	154	263,131	25,483,078	1,915,399.60
	+53	+81	+129,018	+12,100,260	+904,700.75
CHANGE IN OPERATING DATES					
WASHINGTON COUNTY KENNEL CLUB, INC.					
1980-1981	106	146	200,793	17,948,120	1,311,637.35
1981-1982	105	144	206,414	19,445,762	1,439,232.82
	-1	-2	+5,621	+1,497,642	+127,595.47
	-.94%	-1.37%	+2.80%	+8.34%	+9.73%
WEST FLAGLER ASSOCIATES, LTD.					
1980-1981	48	75	301,977	36,329,392	2,842,192.91
1981-1982	159	241	1,164,107	138,632,063	10,869,499.31
	+111	+166	+862,130	+102,302,671	+8,027,306.40
CHANGE IN OPERATING DATES					

	<u>Days</u>	<u>Perf.</u>	<u>Paid Attendance</u>	<u>Pari-Mutuel Handle</u>	<u>Revenue To State From Handle</u>
TOTAL GREYHOUND TRACKS					
1980-1981	1,800	2,584	8,679,881	865,906,415	66,841,854.53
1981-1982	1,872	2,667	8,867,509	880,621,829	67,942,573.95
	+72	+83	+187,628	+14,715,414	+1,100,719.42
	+4%	+3.21%	+2.16%	+1.70%	+1.65%
JAI ALAI FRONTONS					
DANIA JAI-ALAI PALACE, INC.					
1980-1981	109	159	661,782	41,389,076	2,972,265.31
1981-1982	109	159	647,900	42,965,950	3,076,849.47
	—	—	-13,882	+1,576,874	+104,584.16
	—	—	-2.10%	+3.81%	+3.52%
FLORIDA JAI-ALAI					
1980-1981	107	159	370,024	28,060,891	1,956,906.08
1981-1982	106	159	354,386	26,319,670	1,826,103.35
	-1	—	-35,638	-1,741,221	-130,802.73
	-0.93%	—	-9.63%	-6.21%	-6.68%
FT. PIERCE JAI-ALIA, INC.					
1980-1981	112	171	224,844	15,180,574	993,743.46
1981-1982	98	148	232,503	17,437,442	1,173,620.48
	-14	-23	+7,659	+2,256,868	+179,877.02
	-12.50%	-13.45%	+3.41%	+14.87%	+18.10%
THE FRONTON, INC.					
1980-1981	228	342	890,797	59,783,789	4,176,979.42
1981-1982	105	159	447,686	33,953,275	2,393,508.89
	-123	-183	-443,111	-25,830,514	-1,783,470.53
CHANGE IN OPERATING DATES					
GOLDEN CROWN CORP.					
1980-1981	105	125	129,725	10,037,062	599,348.38
1981-1982	109	140	144,094	12,496,780	761,751.43
	+4	+15	+14,369	+2,459,718	+162,403.05
	+3.81%	+12%	+11.08%	+24.51%	+27.10%
MIAMI JAI-ALAI, INC.					
1980-1981	105	159	722,496	57,544,858	4,127,840.16
1981-1982	105	159	720,442	60,410,645	4,331,668.54
	—	—	-2,054	+2,865,787	+203,828.38
	—	—	-0.28%	+4.98%	+4.94%

	<u>Days</u>	<u>Perf.</u>	<u>Paid Attendance</u>	<u>Pari-Mutuel Handle</u>	<u>Revenue To State From Handle</u>
JAI-ALAI FRONTONS					
OCALA JAI-ALAI, INC.					
1980-1981	110	167	246,650	17,420,704	1,123,084.38
1981-1982	106	161	227,215	16,627,025	1,104,595.39
	-4	-6	-19,435	-793,679	-18,488.99
	-3.64%	-3.59%	-7.88%	-4.56%	-1.65%
SPORTS PALACE, INC.					
1980-1981	104	154	226,500	15,046,954	997,326.05
1981-1982	74	107	149,064	10,444,008	689,478.02
	-30	-47	-77,436	-4,602,946	-307,848.03
CHANGE IN OPERATING DATES					
SUMMER JAI-ALAI, INC.					
1980-1981	145	213	774,516	61,532,505	4,379,247.54
1981-1982	106	160	550,947	46,892,406	3,330,843.41
	-39	-53	-223,569	-14,640,099	-1,048,404.13
CHANGE IN OPERATING DATES					
SUMMERSPORT ENTERPRISES, LTD.					
1980-1981	52	52	198,381	13,015,692	931,992.98
1981-1982	106	106	425,508	31,559,340	2,261,604.72
	+54	+54	+227,127	+18,543,648	+1,329,611.74
CHANGE IN OPERATING DATES					
TAMPA JAI-ALAI, INC.					
1980-1981	105	159	632,470	41,518,165	2,974,259.80
1981-1982	105	159	649,695	42,883,821	3,073,549.84
	-	-	+17,225	+1,365,656	+99,290.04
	-	-	+2.72%	+3.29%	+3.34%
VOLUSIA JAI-ALAI, INC.					
1980-1981	130	181	375,268	24,886,006	1,709,634.40
1981-1982	141	193	418,778	28,103,245	1,938,374.21
	+11	+12	+43,510	+3,217,239	+228,739.81
	+8.46%	+6.63%	+11.59%	+12.93%	+13.38%
TOTAL JAI-ALAI FRONTONS					
1980-1981	1,412	2,041	5,453,453	385,416,276	26,942,627.96
1981-1982	1,270	1,810	4,948,218	370,093,607	25,961,947.75
	-142	-231	-505,235	-15,322,669	-980,680.21
	-10.06%	-11.32%	-9.26%	-3.98%	-3.64%

	<u>Days</u>	<u>Perf.</u>	<u>Paid Attendance</u>	<u>Pari-Mutuel Handle</u>	<u>Revenue To State From Handle</u>
TOTAL ALL TRACKS AND FRONTONS					
1980-1981	3,711	5,124	17,074,874	1,683,134,201	104,468,360.14
1981-1982	3,660	4,995	16,959,977	1,712,354,503	105,431,386.27
	-51	-129	-114,897	+29,220,302	+963,026.13
	-1.37%	-2.52%	-.67%	+1.74%	+.92%

EXHIBIT "A"
DEPARTMENT OF BUSINESS REVENUE
DIVISION OF PARI-MUTUEL VENTURES
COMBINED BALANCE SHEET - ALL FUND TYPES
JUNE 30, 1982

	<u>GOVERNMENTAL FUNDS</u>		<u>FIDUCIARY FUNDS</u>
	<i>Special Revenue</i>	<i>Capital Projects</i>	<i>Trust & Agency</i>
ASSETS			
Cash on Hand & in Transit	\$ 165.75	\$	\$ 30.00
Cash in Revolving Fund	200.00		
Cash with State Board of Administration			
Investments with State Board of Administration			
Cash with State Treasurer	88,321.31	12,777.57	837,580.85
Cash with State Treasurer - Investment	1,064,488.84		80,638.98
Accounts Receivable			
Revenue	437,920.00		6,768,211.21
Returned Checks	174.00		1,055.00
Accrued Interest	11,791.95		893.28
Trust Funds	86,913.79	2,500.00	
Employees			
Litigated Revenues	56,520.00		
Books			
Automobiles			
Office Furniture & Equipment			
Lab Equipment			
Other Equipment			
Amounts to be Provided			
TOTAL ASSETS	<u><u>\$1,746,495.64</u></u>	<u><u>\$15,277.57</u></u>	<u><u>\$7,688,409.32</u></u>
LIABILITIES			
Accounts Payable			
Salaries	55,798.22		
Other Personal Services	55,776.80		
Vendors	9,770.12		
Data Processing	647.35		
Operating Capital Outlay			
Expense	2,029.10		
Employees			
Other State Funds	2,500.00		84,080.41
General Revenue	569,995.09		6,734,997.64
Service Charge to General Revenue	52,870.05		628,068.56
Vendors Awards			
Other State Agencies			55,630.22
Cancelled Warrants	409.50		
Installment Purchases			
TOTAL LIABILITIES	<u><u>749,796.23</u></u>	<u><u>-0-</u></u>	<u><u>7,502,776.83</u></u>
FUND EQUITY			
Investment in General Fixed Assets			
Fund Balance			
Reserved for Encumbrances	630,351.66	15,227.57	
Unreserved	366,347.75	50.00	185,632.49
TOTAL FUND EQUITY	<u><u>996,699.41</u></u>	<u><u>15,277.57</u></u>	<u><u>185,632.49</u></u>
TOTAL LIABILITIES & FUND EQUITY	<u><u>\$1,746,495.64</u></u>	<u><u>\$15,277.57</u></u>	<u><u>\$7,688,409.32</u></u>

EXHIBIT "A"
DEPARTMENT OF BUSINESS REGULATION
DIVISION OF PARI-MUTUEL WAGERING
COMBINED BALANCE SHEET - ALL FUND TYPES AND ACCOUNT GROUPS
JUNE 30, 1982

	<u>GOVERNMENTAL FUNDS</u>		<u>FIDUCIARY FUNDS</u>	<u>ACCOUNT GROUPS</u>		<u>TOTALS</u>	
	<u>Special Revenue</u>	<u>Capital Projects</u>	<u>Trust & Agency</u>	<u>General Fixed Assets</u>	<u>General Long Term Debt</u>	<u>(Memorandum Only)</u>	
						<u>1982</u>	<u>1981</u>
ASSETS							
Cash on Hand & in Transit	\$ 165.75	\$	\$ 30.00	\$	\$	\$ 195.75	\$
Cash in Revolving Fund	200.00					200.00	200.00
Cash with State Board of Administration							2,323.07
Investments with State Board of Administration							627,204.98
Cash with State Treasurer	88,321.31	12,777.57	837,580.85			938,679.73	494,638.89
Cash with State Treasurer - Investment	1,064,488.84		80,638.98			1,145,127.82	
Accounts Receivable							
Revenue	437,920.00		6,768,211.21			7,206,131.21	7,557,357.27
Returned Checks	174.00		1,055.00			1,229.00	909.00
Accrued Interest	11,791.95		893.28			12,685.23	
Trust Funds	86,913.79	2,500.00				89,413.79	1,349.50
Employees							412.38
Litigated Revenues	56,520.00					56,520.00	27,450.00
Books				3,231.77		3,231.77	2,186.38
Automobiles				72,838.28		72,838.28	72,208.28
Office Furniture & Equipment				204,562.57		204,562.57	143,592.33
Lab Equipment				432,160.17		432,160.17	424,631.45
Other Equipment				2,423.45		2,423.45	1,737.74
Amounts to be Provided					9,503.60	9,503.60	11,513.18
TOTAL ASSETS	\$1,746,495.64	\$15,277.57	\$7,688,409.32	\$715,216.24	\$9,503.60	\$10,174,902.37	\$9,367,714.45
LIABILITIES							
Accounts Payable							
Salaries	55,798.22					55,798.22	44,914.63
Other Personal Services	55,776.80					55,776.80	52,692.51
Vendors	9,770.12					9,770.12	11,818.68
Data Processing	647.35					647.35	
Operating Capital Outlay Expense	2,029.10					2,029.10	1,786.26
Employees							45.84
Other State Funds	2,500.00		84,080.41			86,580.41	74.40
General Revenue	569,995.09		6,734,997.64			7,304,992.73	7,126,684.56
Service Charge to General Revenue	52,870.05		628,068.56			680,938.61	9,959.55
Vendors Awards							141,562.50
Other State Agencies			55,630.22			55,630.22	
Cancelled Warrants	409.50					409.50	295.16
Installment Purchases					9,503.60	9,503.60	11,513.18
TOTAL LIABILITIES	749,796.23	-0-	7,502,776.83	-0-	9,503.60	8,262,076.66	7,401,347.27
FUND EQUITY							
Investment in General Fixed Assets				715,216.24		715,216.24	644,356.18
Fund Balance							
Reserved for Encumbrances	630,351.66	15,227.57				645,579.23	225,616.60
Unreserved	366,347.75	50.00	185,632.49			552,030.24	1,096,394.40
TOTAL FUND EQUITY	996,699.41	15,277.57	185,632.49	715,216.24	-0-	1,912,825.71	1,966,367.18
TOTAL LIABILITIES & FUND EQUITY	\$1,746,495.64	\$15,277.57	\$7,688,409.32	\$715,216.24	\$9,503.60	\$10,174,902.37	\$9,367,714.45

T
A

EXHIBIT
DEPARTMENT OF BUDGET
DIVISION OF PARITARIAN AFFAIRS

**COMBINED STATEMENT OF REVENUE, EXPENDITURES,
BUDGET (GAAP BASIS) & ACTUAL
FOR THE FISCAL YEAR**

SPECIAL REVENUE FUND

	<i>Pari-Mutuel Trust Fund (Operating)</i>			<u>Budget</u>
	<u>Budget</u>	<u>Actual</u>	<u>Variance</u>	
REVENUES				
Pari-Mutuel Fees	\$4,598,200.00	\$4,912,280.00	\$ 314,080.00	\$
Fines				50,000.00
Interest		126,847.06	126,847.06	
Prior Year Refunds		14,213.69	14,213.69	
Miscellaneous	20,000.00	3,394.63	(16,605.37)	
TOTAL REVENUES	<u>4,618,200.00</u>	<u>5,056,735.38</u>	<u>438,535.38</u>	<u>50,000.00</u>
EXPENDITURES				
Salaries	1,527,505.00	1,463,625.35	63,879.65	
Other Personal Services	1,248,877.00	1,074,789.70	174,087.30	
Expense	447,838.00	452,105.18	(4,267.18)	
Operating Capital Outlay	297,006.00	70,695.53	226,310.47	
Refunds	1,000.00	80.00	920.00	
Data Processing	277,017.00	6,290.24	270,726.76	
Investments	1,000,000.00		1,000,000.00	35,000.00
Service Charge to General Revenue Fund	200,000.00	199,735.55	264.45	1,500.00
Refunds				2,000.00
Certified Forward	27,204.60	26,388.60	816.00	
Other Non-Operating		(56,695.44)	56,695.44	
Construction				
TOTAL EXPENDITURES	<u>5,026,447.60</u>	<u>3,237,014.71</u>	<u>1,789,432.89</u>	<u>38,500.00</u>
Excess (Deficiency) of Revenues Over Expenditures	<u>(408,247.60)</u>	<u>1,819,720.67</u>	<u>2,227,968.27</u>	<u>11,500.00</u>
Other Financing Sources (Uses)	<u>(1,399,562.00)</u>	<u>(1,868,644.57)</u>	<u>(469,082.57)</u>	
Excess (Deficiency) Revenues over Expenditures & Other Sources (Uses)	<u>(1,807,809.60)</u>	<u>(48,923.90)</u>	<u>1,758,885.70</u>	<u>11,500.00</u>
Fund Balance - Beginning	<u>1,027,204.60</u>	<u>1,027,204.60</u>		<u>2,875.20</u>
Fund Balance - Ending	<u>\$ (780,605.00)</u>	<u>\$ 978,280.70</u>	<u>\$1,758,885.70</u>	<u>\$14,375.20</u>

EXHIBIT "B"
DEPARTMENT OF BUSINESS REGULATION
DIVISION OF PARI-MUTUEL WAGERING
COMBINED STATEMENT OF REVENUE, EXPENDITURES & CHANGES IN FUND BALANCE
BUDGET (GAAP BASIS) & ACTUAL — GOVERNMENTAL FUND TYPES
FOR THE FISCAL YEAR ENDED JUNE 30, 1982

	<u>SPECIAL REVENUE FUNDS</u>						<u>CAPITAL PROJECTS FUND</u>		
	<u>Pari-Mutuel Trust Fund</u> <u>(Operating)</u>			<u>Racing Research Trust Fund</u>			<u>Budget</u>	<u>Actual</u>	<u>Variance</u>
	<u>Budget</u>	<u>Actual</u>	<u>Variance</u>	<u>Budget</u>	<u>Actual</u>	<u>Variance</u>			
REVENUES									
Pari-Mutuel Fees	\$4,598,200.00	\$4,912,280.00	\$ 314,080.00	\$	\$	\$	\$	\$	\$
Fines				50,000.00	16,950.00	(33,050.00)			
Interest		126,847.06	126,847.06		783.87	783.87			
Prior Year Refunds		14,213.69	14,213.69						
Miscellaneous	20,000.00	3,394.63	(16,605.37)						
TOTAL REVENUES	<u>4,618,200.00</u>	<u>5,056,735.38</u>	<u>438,535.38</u>	<u>50,000.00</u>	<u>17,733.87</u>	<u>(32,266.13)</u>	<u>-0-</u>	<u>-0-</u>	<u>-0-</u>
EXPENDITURES									
Salaries	1,527,505.00	1,463,625.35	63,879.65						
Other Personal Services	1,248,877.00	1,074,789.70	174,087.30						
Expense	447,838.00	452,105.18	(4,267.18)						
Operating Capital Outlay	297,006.00	70,695.53	226,310.47						
Refunds	1,000.00	80.00	920.00						
Data Processing	277,017.00	6,290.24	270,726.76						
Investments	1,000,000.00		1,000,000.00	35,000.00		35,000.00			
Service Charge to General Revenue Fund	200,000.00	199,735.55	264.45	1,500.00	640.36	859.64			
Refunds				2,000.00	1,550.00	450.00			
Certified Forward	27,204.60	26,388.60	816.00						
Other Non-Operating		(56,695.44)	56,695.44						
Construction							218,710.00	205,932.43	12,777.57
TOTAL EXPENDITURES	<u>5,026,447.60</u>	<u>3,237,014.71</u>	<u>1,789,432.89</u>	<u>38,500.00</u>	<u>2,190.36</u>	<u>36,309.64</u>	<u>218,710.00</u>	<u>205,932.43</u>	<u>12,777.57</u>
Excess (Deficiency) of Revenues Over Expenditures	<u>(408,247.60)</u>	<u>1,819,720.67</u>	<u>2,227,968.27</u>	<u>11,500.00</u>	<u>15,543.51</u>	<u>4,043.51</u>	<u>(218,710.00)</u>	<u>(205,932.43)</u>	<u>12,777.57</u>
Other Financing Sources (Uses)	<u>(1,399,562.00)</u>	<u>(1,868,644.57)</u>	<u>(469,082.57)</u>				<u>13,500.00</u>	<u>13,500.00</u>	
Excess (Deficiency) Revenues over Expenditures & Other Sources (Uses)	<u>(1,807,809.60)</u>	<u>(48,923.90)</u>	<u>1,758,885.70</u>	<u>11,500.00</u>	<u>15,543.51</u>	<u>4,043.51</u>	<u>(205,210.00)</u>	<u>(192,432.43)</u>	<u>12,777.57</u>
Fund Balance - Beginning	<u>1,027,204.60</u>	<u>1,027,204.60</u>		<u>2,875.20</u>	<u>2,875.20</u>		<u>207,710.00</u>	<u>207,710.00</u>	
Fund Balance - Ending	<u>\$ (780,605.00)</u>	<u>\$ 978,280.70</u>	<u>\$1,758,885.70</u>	<u>\$14,375.20</u>	<u>\$18,418.71</u>	<u>\$ 4,043.51</u>	<u>\$ 2,500.00</u>	<u>\$15,277.57</u>	<u>\$12,777.57</u>

T
A

EXHIBIT "C"
DEPARTMENT OF BUSINESS REGULATION
DIVISION OF PARI-MUTUEL WAGERING
COMBINING BALANCE SHEET — SPECIAL REVENUE FUNDS
JUNE 30, 1982

	<i>Pari-Mutuel Trust Fund (Operating)</i>	<i>Racing Research Trust Fund</i>	<i>TOTALS (Memorandum Only)</i>	
			<i>1982</i>	<i>1981</i>
ASSETS				
Cash in Transit	\$ 165.75	\$	\$ 165.75	\$ —
Cash in Revolving Fund	200.00		200.00	200.00
Cash with State Board of Administration				2,323.07
Investments with State Board at Cost				627,204.98
Cash with State Treasurer	79,433.98	8,887.33	88,321.31	150,847.88
Cash with State Treasurer - Investments	1,054,812.16	9,676.68	1,064,488.84	
Accounts Receivable				
Revenue	437,920.00		437,920.00	445,560.00
Interest	11,684.76	107.19	11,791.95	
Returned Checks	174.00		174.00	174.00
Trust Funds	86,913.79		86,913.79	1,349.50
Employees				412.38
Litigated Revenues	56,520.00		56,520.00	27,450.00
TOTAL ASSETS	<u>1,727,824.44</u>	<u>18,671.20</u>	<u>1,746,495.64</u>	<u>1,255,521.81</u>
LIABILITIES & FUND BALANCE				
Liabilities				
Accounts Payable				
Salaries	55,798.22		55,798.22	44,914.63
Other Personal Services	55,776.80		55,776.80	52,692.51
Vendors	9,770.12		9,770.12	11,818.68
Data Processing	647.35		647.35	
Operating Capital Outlay				1,786.26
Expense	2,029.10		2,029.10	
Employees				45.84
Other State Funds	2,500.00		2,500.00	74.40
General Revenue Fund	569,742.60	252.49	569,995.09	113,814.53
Service Charge to General Revenue	52,870.05		52,870.05	
Cancelled Warrants	409.50		409.50	295.16
TOTAL LIABILITIES	<u>749,543.74</u>	<u>252.49</u>	<u>749,796.23</u>	<u>225,442.01</u>
Fund Balance				
Reserve for Encumbrances	630,351.66		630,351.66	27,204.60
Unreserved	347,929.04	18,418.71	366,347.75	1,002,875.20
TOTAL FUND BALANCE	<u>978,280.70</u>	<u>18,418.71</u>	<u>996,699.41</u>	<u>1,030,079.80</u>
TOTAL LIABILITIES & FUND BALANCE	<u>\$1,727,824.44</u>	<u>\$18,671.20</u>	<u>\$1,746,495.64</u>	<u>\$1,255,521.81</u>

**DEPARTMENT OF BUSINESS REGULATION
DIVISION OF PARI-MUTUEL WAGERING
BALANCE SHEET
CAPITAL PROJECTS FUND**


<u>ASSETS</u>		<i>Totals</i>	
		<i>(Memorandum Only)</i>	
		<u>1982</u>	<u>1981</u>
Cash with State Treasurer	\$12,777.57	\$12,777.57	\$207,710.00
Accounts Receivable			
Trust Fund	<u>2,500.00</u>	<u>2,500.00</u>	<u> </u>
TOTAL ASSETS	<u><u>15,277.57</u></u>	<u><u>15,277.57</u></u>	<u><u>207,710.00</u></u>
<u>LIABILITIES & FUND BALANCE</u>			
<i>Liabilities</i>			
Revenues Collected in Advance	<u> </u>	<u> </u>	<u> </u>
TOTAL LIABILITIES	<u>-0-</u>	<u>-0-</u>	<u>-0-</u>
<i>Fund Balance</i>			
Reserved for Encumbrances	15,227.57	15,227.57	198,412.00
Unreserved	<u>50.00</u>	<u>50.00</u>	<u>9,298.00</u>
TOTAL FUND BALANCE	<u><u>15,277.57</u></u>	<u><u>15,277.57</u></u>	<u><u>207,710.00</u></u>
TOTAL LIABILITIES & FUND BALANCE	<u><u>\$15,277.57</u></u>	<u><u>\$15,277.57</u></u>	<u><u>\$207,710.00</u></u>

EXHIBIT "D"
DEPARTMENT OF BUSINESS R
DIVISION OF PARI-MUTUEL
COMBINING BALANCE SHEET — FI
JUNE 30, 1982

	<i>General Revenue Agency Fund</i>	<i>Pari-Mutuel Tax Collection Trust Fund</i>	<i>Florida Thoroughbred Breeders Promotional Trust Fund</i>	<i>C F S Ag</i>
ASSETS				
Cash with State Treasurer	\$	\$ 721,199.83	\$116,381.02	
Investments			80,638.98	
Cash on Hand & in Transit		30.00		
Accounts Receivable				
Revenue	3,300,912.49	3,300,912.26	110,756.24	
Returned Checks		1,055.00		
Accrued Interest			893.28	
TOTAL ASSETS	<u>3,300,912.49</u>	<u>4,023,197.09</u>	<u>308,669.52</u>	
LIABILITIES & FUND BALANCE				
Liabilities				
Accounts Payable				
Other State Funds			84,080.41	
General Revenue	3,300,912.49	3,434,085.15		
Service Charge to General Revenue Fund		589,111.94	38,956.62	
Vendors - Awards				
Other State Agencies				
TOTAL LIABILITIES	<u>3,300,912.49</u>	<u>4,023,197.09</u>	<u>123,037.03</u>	
Fund Balance				
Unreserved			185,632.49	
TOTAL FUND BALANCE	<u>-0-</u>	<u>-0-</u>	<u>185,632.49</u>	
TOTAL LIABILITIES & FUND BALANCE	<u>\$3,300,912.49</u>	<u>\$4,023,197.09</u>	<u>\$308,669.52</u>	

EXHIBIT "D"
DEPARTMENT OF BUSINESS REGULATION
DIVISION OF PARI-MUTUEL WAGERING
COMBINING BALANCE SHEET — FIDUCIARY FUNDS
JUNE 30, 1982

	General Revenue Agency Fund	Pari-Mutuel Tax Collection Trust Fund	Florida Thoroughbred Breeders Promotional Trust Fund	Collections For Other State Agencies Agency Fund	Fire Insurance Replacement Trust Fund	TOTALS (Memorandum Only)	
						1982	1981
ASSETS							
Cash with State Treasurer	\$	\$ 721,199.83	\$116,381.02	\$	\$	\$ 837,580.85	\$ 136,081.01
Investments			80,638.98			80,638.98	
Cash on Hand & in Transit		30.00				30.00	
Accounts Receivable							
Revenue	3,300,912.49	3,300,912.26	110,756.24	55,630.22		6,768,211.21	7,111,797.27
Returned Checks		1,055.00				1,055.00	735.00
Accrued Interest			893.28			893.28	
TOTAL ASSETS	<u>3,300,912.49</u>	<u>4,023,197.09</u>	<u>308,669.52</u>	<u>55,630.22</u>	<u>-0-</u>	<u>7,688,409.32</u>	<u>7,248,613.28</u>
LIABILITIES & FUND BALANCE							
Liabilities							
Accounts Payable							
Other State Funds			84,080.41			84,080.41	
General Revenue	3,300,912.49	3,434,085.15				6,734,997.64	7,012,870.03
Service Charge to General Revenue Fund		589,111.94	38,956.62			628,068.56	9,959.55
Vendors - Awards							141,562.50
Other State Agencies				55,630.22		55,630.22	
TOTAL LIABILITIES	<u>3,300,912.49</u>	<u>4,023,197.09</u>	<u>123,037.03</u>	<u>55,630.22</u>	<u>-0-</u>	<u>7,502,776.83</u>	<u>7,164,392.08</u>
Fund Balance							
Unreserved			185,632.49			185,632.49	84,221.20
TOTAL FUND BALANCE	<u>-0-</u>	<u>-0-</u>	<u>185,632.49</u>	<u>-0-</u>	<u>-0-</u>	<u>185,632.49</u>	<u>84,221.20</u>
TOTAL LIABILITIES & FUND BALANCE	<u>\$3,300,912.49</u>	<u>\$4,023,197.09</u>	<u>\$308,669.52</u>	<u>\$55,630.22</u>	<u>\$-0-</u>	<u>\$7,688,409.32</u>	<u>\$7,248,613.28</u>



DEPARTMENT OF BUSINESS REGULATION
DIVISION OF PARI-MUTUEL WAGERING
SCHEDULE OF GENERAL FIXED ASSETS - BY SOURCE
JUNE 30, 1982

GENERAL FIXED ASSETS

Books	\$ 3,231.77
Automobiles	72,838.28
Office Furniture	43,001.43
Office Equipment	161,561.14
Lab Equipment	432,160.17
Other Equipment	2,423.45
TOTAL GENERAL FIXED ASSETS	<u>715,216.24</u>

INVESTMENT IN GENERAL FIXED ASSETS

Special Revenue Fund	404,814.26
Donations	265.00
Transfers from Other Divisions	6,345.12
Property Acquired Prior to June 30, 1978	303,524.42
Investment from Fire Insurance Trust	267.44
TOTAL INVESTMENT IN GENERAL FIXED ASSETS	<u>\$715,216.24</u>

**DEPARTMENT OF BUSINESS REGULATION
DIVISION OF PARI-MUTUEL WAGERING
SCHEDULE OF GENERAL LONG TERM DEBT
JUNE 30, 1982**

STATE INSTALLMENT PURCHASES

Amount to be Provided	<u>\$9,503.60</u>
TOTAL	<u><u>\$9,503.60</u></u>

TOTAL AVAILABLE AND TO BE PROVIDED

Installment Purchases	<u>\$9,503.60</u>
TOTAL	<u><u>\$9,503.60</u></u>

SUPPLEMENTAL SCHEDULES

The following schedules are included to provide additional information not otherwise available as to the activity of each fund for the period indicated.

Balance sheets for each of these funds may be found within the category "Fiduciary Funds"

Page 28-29	General Revenue Agency Fund
Page 30-31	Pari-Mutuel Tax Collection Trust Fund
Page 32-33	Florida Thoroughbred Breeders Promotional Trust Fund
Page 34-35	Collections for Other State Agencies-Agency Fund
Page 36-37	Fire Insurance Replacement Trust Fund

DEPARTMENT OF BUSINESS REGULATION
DIVISION OF PARI-MUTUEL WAGERING
GENERAL REVENUE AGENCY FUND
SUPPLEMENTAL SCHEDULE OR RECEIPTS & DISBURSEMENTS —
ESTIMATED AND ACTUAL
FOR THE FISCAL YEAR ENDED JUNE 30, 1982

	<u>Estimated</u>	<u>Actual</u>	<i>Variance Favorable (Unfavorable)</i>
<u>RECEIPTS</u>			
Taxes	\$51,112,700.00	\$50,317,084.69	\$(795,615.31)
Fines		5,545.00	5,545.00
Miscellaneous	<u>96,000.00</u>	<u>85,598.55</u>	<u>(10,401.45)</u>
TOTAL RECEIPTS	<u>51,208,700.00</u>	<u>50,408,228.24</u>	<u>(800,471.76)</u>
<u>DISBURSEMENTS</u>			
Deposits to General Revenue	<u>51,208,700.00</u>	<u>50,408,228.24</u>	<u>800,471.76</u>
TOTAL DISBURSEMENTS	<u>51,208,700.00</u>	<u>50,408,228.24</u>	<u>800,471.76</u>
Excess (Deficiency) Receipts over Disbursements	<u>\$ -0-</u>	<u>\$ -0-</u>	<u>\$ -0-</u>

DEPARTMENT OF BUSINESS REGULATION
DIVISION OF PARI-MUTUEL WAGERING
GENERAL REVENUE AGENCY FUND
SCHEDULE OF CASH RECEIPTS AND DISBURSEMENTS
FOR THE FISCAL YEAR ENDED JUNE 30, 1982

Balance on Hand - July 1, 1981		\$ -0-
<u>RECEIPTS</u>		
Taxes	\$50,511,274.32	
Fines	5,570.00	
Miscellaneous	85,598.55	
Other	<hr/>	
TOTAL RECEIPTS		50,602,442.87
<u>DISBURSEMENTS</u>		
Deposits to General Revenue	50,602,442.87	
Service Charge-Gen. Revenue Fund		
Transfers to Other Funds	<hr/>	
TOTAL DISBURSEMENTS		<u>\$50,602,442.87</u>
Balance on Hand - June 30, 1982		<u><u>\$ -0-</u></u>

DEPARTMENT OF BUSINESS REGULATION
 DIVISION OF PARI-MUTUEL WAGERING
TAX COLLECTION TRUST FUND
SUPPLEMENTAL SCHEDULE OF RECEIPTS & DISBURSEMENTS —
ESTIMATED & ACTUAL
FOR THE FISCAL YEAR ENDED JUNE 30, 1982

	<u>Estimated</u>	<u>Actual</u>	<i>Variance Favorable (Unfavorable)</i>
<u>RECEIPTS</u>			
Taxes	\$51,112,700.00	\$50,316,823.62	\$ (795,876.38)
Licenses	710,000.00	633,775.25	(76,224.75)
Fees	36,000.00	45,850.00	9,850.00
Miscellaneous	—	295.00	295.00
TOTAL RECEIPTS	<u>51,858,700.00</u>	<u>50,996,743.87</u>	<u>(861,956.13)</u>
<u>DISBURSEMENTS</u>			
Refunds	10,000.00	739.00	9,261.00
Transfers to General Revenue	23,540,000.00	19,032,015.39	4,507,984.61
Aid to Counties	29,915,500.00	29,915,500.00	—
Service Charge to Gen. Rev.	2,350,000.00	2,048,483.98	301,516.02
Other Non-Operating Expenditures		5.50	(5.50)
TOTAL DISBURSEMENTS	<u>55,815,500.00</u>	<u>50,996,743.87</u>	<u>4,818,756.13</u>
Excess (Deficiency) Receipts over Disbursements	<u>\$ (3,956,800.00)</u>	<u>\$ -0-</u>	<u>\$3,956,800.00</u>

DEPARTMENT OF BUSINESS REGULATION
DIVISION OF PARI-MUTUEL WAGERING
TAX COLLECTION TRUST FUND
SCHEDULE OF CASH RECEIPTS AND DISBURSEMENTS
FOR THE FISCAL YEAR ENDED JUNE 30, 1982

Balance on Hand - July 1, 1981 \$ 21,673.00

RECEIPTS

Stable and Kennel Name Fees	\$	46,800.00	
Licenses		632,703.25	
Taxes		50,511,013.27	
Miscellaneous		325.00	
TOTAL RECEIPTS			51,190,841.52

DISBURSEMENTS

Refunds		739.00	
Transfers to General Revenue		19,115,668.15	
Aid to Counties		29,915,500.00	
Service Charge to General Revenue		1,459,372.04	
Other Non-Operating Disbursements		5.50	
TOTAL DISBURSEMENTS			50,491,284.69
Balance on Hand June 30, 1982			<u>\$ 721,229.83</u>

DEPARTMENT OF BUSINESS REGULATION
 DIVISION OF PARI-MUTUEL WAGERING
FLORIDA THOROUGHBRED BREEDERS PROMOTIONAL TRUST FUND
SUPPLEMENTAL SCHEDULE OF RECEIPTS & DISBURSEMENTS —
ESTIMATED AND ACTUAL
FOR THE FISCAL YEAR ENDED JUNE 30, 1982

	<i>Estimated</i>	<i>Actual</i>	<i>Variance Favorable (Unfavorable)</i>
<u>RECEIPTS</u>			
Pari-Mutuel Taxes	\$2,700,000.00	\$2,904,726.52	\$204,726.52
Interest	—	6,532.26	6,532.26
TOTAL RECEIPTS	<u>2,700,000.00</u>	<u>2,911,258.78</u>	<u>211,258.78</u>
<u>DISBURSEMENTS</u>			
Grants	3,135,510.00	2,608,698.41	526,811.59
Refunds	1,000.00	—	1,000.00
Service Charge to Gen. Rev.	138,000.00	116,928.28	21,071.72
Investments	200,000.00	—	200,000.00
Other Non-Operating	—	84,080.01	(84,080.01)
TOTAL DISBURSEMENTS	<u>3,474,510.00</u>	<u>2,809,706.70</u>	<u>664,803.30</u>
Excess (Deficiency) Receipts over Disbursements	<u>\$ (774,510.00)</u>	<u>\$ 101,552.08</u>	<u>\$876,062.08</u>
Fund Balance at Beginning of Year	<u>84,080.41</u>	<u>84,080.41</u>	<u>—</u>
Fund Balance at End of Year	<u>\$ (690,429.59)</u>	<u>\$ 185,632.49</u>	<u>\$876,062.08</u>

DEPARTMENT OF BUSINESS REGULATION
DIVISION OF PARI-MUTUEL WAGERING
FLORIDA THOROUGHBRED BREEDERS PROMOTIONAL
TRUST FUND (FIDUCIARY)
SCHEDULE OF CASH RECEIPTS AND DISBURSEMENTS
FOR THE FISCAL YEAR ENDED JUNE 30, 1982

Balance on Hand - July 1, 1981 \$ 114,267.22

RECEIPTS

Taxes	\$2,915,305.52	
Interest	5,638.98	
TOTAL RECEIPTS		2,920,944.50

DISBURSEMENTS

Grants	2,750,260.91	
Deposit for Investment	80,638.98	
Service Charge to General Revenue	87,931.21	
Other Non Operating	(.40)	
TOTAL DISBURSEMENTS		2,918,830.70
Balance on Hand - June 30, 1982		\$ 116,381.02

DEPARTMENT OF BUSINESS REGULATION
DIVISION OF PARI-MUTUEL WAGERING
COLLECTIONS FOR OTHER STATE AGENCIES
SUPPLEMENTAL SCHEDULE OF RECEIPTS AND DISBURSEMENTS —
ESTIMATED AND ACTUAL
FOR THE FISCAL YEAR ENDED JUNE 30, 1982

	<u>Estimated</u>	<u>Actual</u>	<i>Variance Favorable (Unfavorable)</i>
<u>RECEIPTS</u>			
Taxes	\$2,749,800.00	\$3,068,360.63	\$318,560.63
TOTAL RECEIPTS	<u>2,749,800.00</u>	<u>3,068,360.63</u>	<u>318,560.63</u>
<u>DISBURSEMENTS</u>			
Deposits to Other State Agencies	2,749,800.00	3,068,360.63	(318,560.63)
TOTAL DISBURSEMENTS	<u>2,749,800.00</u>	<u>3,068,360.63</u>	<u>(318,560.63)</u>
Excess (Deficiency) Receipts over Disbursements	<u>\$ -0-</u>	<u>\$ -0-</u>	<u>\$ -0-</u>

**DEPARTMENT OF BUSINESS REGULATION
DIVISION OF PARI-MUTUEL WAGERING
COLLECTIONS FOR OTHER STATE AGENCIES
SCHEDULE OF CASH RECEIPTS AND DISBURSEMENTS
FOR THE FISCAL YEAR ENDED JUNE 30, 1982**

Balance on Hand - July 1, 1981		\$ -0-
 <u>RECEIPTS</u>		
Taxes	<u>\$3,451,844.37</u>	
TOTAL RECEIPTS		3,451,844.37
 <u>DISBURSEMENTS</u>		
Deposits to Other State Agencies	<u>3,451,844.37</u>	
TOTAL DISBURSEMENTS		<u>3,451,844.37</u>
Balance on Hand - June 30, 1982		<u><u>\$ -0-</u></u>

DIVISION OF BUSINESS REGULATION
DIVISION OF PARI-MUTUEL WAGERING
FIRE INSURANCE REPLACEMENT TRUST FUND
SUPPLEMENTAL SCHEDULE OF RECEIPTS AND DISBURSEMENTS
AND CHANGES IN FUND BALANCE
FOR THE FISCAL YEAR ENDED JUNE 30, 1982

	<u>Estimated</u>	<u>Actual</u>	<i>Variance Favorable (Unfavorable)</i>
<u>RECEIPTS</u>			
Taxes	\$	\$	\$
Fines			
Miscellaneous	—	—	—
TOTAL RECEIPTS	<u>-0-</u>	<u>-0-</u>	<u>-0-</u>
<u>DISBURSEMENTS</u>			
Transfers	<u>150.00</u>	<u>140.79</u>	<u>9.21</u>
TOTAL DISBURSEMENTS	<u>150.00</u>	<u>140.79</u>	<u>9.21</u>
Excess (Deficiency) Revenues over Expenditures	<u>\$ (150.00)</u>	<u>\$ (140.79)</u>	<u>\$ 9.21</u>

DEPARTMENT OF BUSINESS REGULATION
DIVISION OF PARI-MUTUEL WAGERING
FIRE INSURANCE REPLACEMENT TRUST FUND
SCHEDULE OF CASH RECEIPTS AND DISBURSEMENTS
FOR THE FISCAL YEAR ENDED JUNE 30, 1982


Balance on Hand - July 1, 1981	\$140.79
--------------------------------	----------

RECEIPTS

Taxes	<u>\$ -0-</u>	
TOTAL RECEIPTS		-0-

DISBURSEMENTS

Transfers	<u>140.79</u>	
TOTAL DISBURSEMENTS		<u>140.79</u>
Balance on Hand - June 30, 1982		<u><u>\$ -0-</u></u>



ASSOCIATION NAME	No. Days Racing	No. Performances Held	Paid Attendance	Pari-Mutuel Handle	Tax On Attendance	De
GREYHOUND RACING ASSOCIATIONS						
Associated Outdoor Clubs, Inc.	101	154	751,055	\$ 81,612,561.00	\$ 86,945.52	\$
Bavard Raceways, Inc.	133	155	352,947	38,456,010.00	41,411.55	
Biscayne Kennel Club, Inc.	47	72	372,637	45,544,764.00	38,182.12	
Bonita Ft. Myers Corporation	108	159	473,471	36,492,007.00	59,928.20	
Daytona Beach Kennel Club, Inc.	107	162	390,595	30,775,427.00	43,956.40	
Investment Corporation of Palm Beach	105	159	596,239	51,226,502.00	65,223.16	
Investment Corporation of South Florida	102	156	1,088,061	109,778,040.00	123,325.35	
Jacksonville Kennel Club, Inc.	72	95	299,300	29,422,345.00	36,357.35	
Jefferson County Kennel Club, Inc.	105	125	162,010	14,345,370.00	16,201.00	
Keys Racing Association, Ltd.	105	125	60,690	4,843,480.00	6,069.00	
Orange Park Kennel Club, Inc.	108	143	414,301	42,993,146.00	48,827.80	
Pensacola Greyhound Racing, Inc.	105	158	246,438	22,237,370.00	27,982.44	
St. Petersburg Kennel Club, Inc.	101	153	1,066,477	96,466,738.00	114,916.09	
Sanford-Orlando Kennel Club, Inc.	105	159	523,512	47,986,444.00	68,056.56	
Sarasota Kennel Club, Inc.	101	153	436,124	44,880,722.00	56,696.12	
Seminole Greyhound Park, Inc.	103	154	263,131	25,483,078.00	43,999.15	
Washington County Kennel Club, Inc.	105	144	206,414	19,445,762.00	26,833.82	
West Flagler Associates, Ltd.	159	241	1,164,107	138,632,063.00	127,816.49	
TOTAL GREYHOUND TRACKS	1,872	2,667	8,867,509	880,621,829.00	1,032,728.12	26
JAI-ALAI FRONTONS						
Dania Jai-Alai Palace, Inc.	109	159	647,900	42,965,950.00	84,227.00	
Florida Jai-Alai, Inc.	106	159	334,386	26,319,670.00	43,470.18	
Fort Pierce Jai-Alai, Inc.	98	148	232,503	17,437,442.00	30,225.39	
Fronton, Inc.	105	159	447,686	33,953,275.00	58,199.18	
Golden Crown Corp.	109	140	144,094	12,496,780.00	18,864.30	
Miami Jai-Alai, Inc.	105	159	720,442	60,410,645.00	93,657.46	
Ocala Jai-Alai, Inc.	106	161	227,215	16,627,025.00	29,537.95	
Sports Palace, Inc.	74	107	149,064	10,444,008.00	19,378.32	
Summer Jai-Alai, Inc.	106	160	550,947	46,892,406.00	71,623.11	
Summersport Enterprises, Ltd.	106	106	425,508	31,559,340.00	55,316.04	
Tampa Jai-Alai, Inc.	105	159	649,695	42,883,821.00	84,460.35	
Volusia Jai-Alai, Inc.	141	193	418,778	28,103,245.00	54,441.14	
TOTAL JAI-ALAI FRONTONS	1,270	1,810	4,948,218	370,093,607.00	643,400.42	1
HARNESS RACING ASSOCIATIONS						
Tourist Attractions, Inc.	105	105	538,174	52,779,085.00	105,671.47	
QUARTER HORSE RACING ASSOCIATIONS						
**Pompano Park, Inc.	53	53	125,001	10,436,779.00	17,239.50	
HORSE RACING ASSOCIATIONS						
Calder Race Course, Inc.	129	129	853,926	132,501,517.00	133,155.07	
Gulfstream Park Racing Association	57	57	486,067	85,543,605.00	146,655.10	
Hialeah, Inc.	50	50	498,906	92,769,564.00	150,905.59	
Tampa Bay Downs, Inc.	74	74	274,508	27,344,814.00	52,064.54	
Tropical Park, Inc.	50	50	367,668	60,263,703.00	57,469.74	
TOTAL HORSE TRACKS	360	360	2,481,075	398,423,203.00	540,250.04	5
TOTAL ALL TRACKS AND FRONTONS	3,660	4,995	16,959,977	\$1,712,354,503.00	\$2,339,289.55	\$4.7

* Seminole Greyhound Park in Litigation

** Formerly Gator Downs Racing, Inc.


This Exhibit represents the distribut and does not represent the total reve Excluded are such items as li performances and other miscellane information on the source of reven

EXHIBIT "E"
SUMMARY OF RACING REVENUES FOR REGULAR PERFORMANCES —
FISCAL YEAR 1981 - 1982

ASSOCIATION NAME	No. Days Racing	No. Performances Held	Paid Attendance	TAX TO STATE					COLLECTIONS FOR PROMOTIONAL TRUST				TRACK FRONTON REVENUE						
				Pari-Mutuel Handle	Tax On Attendance	Daily License Fee	Tax on Handle	Breakage	Total Tax to State	1% Quarter Horse P/M Handle	Breakage	Total Collections for Promotional Trust Funds	Track Commission	Withheld for Additional Purses	Withheld for Capital Improvement	Total Track Revenues from P M Handle	Distributed to Public from P M Handle		
GREYHOUND RACING ASSOCIATIONS																			
Associated Outdoor Clubs, Inc.	101	154	751,055	\$ 81,612,561.00	\$ 86,945.52	\$ 152,640.00	\$ 5,909,954.63	\$ 204,293.55	\$ 6,353,833.70	\$	\$	\$	\$ 8,602,021.56	\$ 394,092.63	\$ 394,092.63	\$ 9,390,206.82	\$ 65,955,466.00		
Bavard Raceways, Inc.	135	155	352,947	38,456,010.00	41,411.55	153,200.00	2,628,156.73	76,165.19	2,898,933.47				4,134,045.16	197,393.16	197,393.16	4,528,831.48	31,069,656.60		
Biscayne Kennel Club, Inc.	47	72	372,637	45,544,764.00	38,182.12	70,560.00	3,324,602.08	126,071.14	3,559,415.34				4,789,565.40	235,251.35	235,251.35	5,260,068.10	36,763,462.68		
Bonita Ft. Myers Corporation	108	159	473,471	36,492,007.00	59,928.20	155,680.00	2,471,292.48	138,552.02	2,825,452.70				3,919,110.75	183,698.56	183,698.56	4,286,507.87	29,439,974.63		
Daytona Beach Kennel Club, Inc.	107	162	390,595	30,775,427.00	43,956.40	157,680.00	2,031,132.08	88,243.02	2,321,011.50				3,339,334.80	136,938.40	136,938.40	3,613,211.60	24,885,160.30		
Investment Corporation of Palm Beach	105	159	596,239	51,226,502.00	65,223.16	152,640.00	3,591,114.17	144,342.12	3,953,319.45				5,454,375.73	272,285.52	272,285.52	5,998,946.77	41,339,458.94		
Investment Corporation of South Florida	102	156	1,088,061	109,778,040.00	123,325.35	152,560.00	8,046,730.98	300,270.88	8,622,887.21				11,518,661.52	558,045.74	558,045.74	12,634,753.00	88,643,725.14		
Jacksonville Kennel Club, Inc.	72	95	299,300	29,422,345.00	36,357.35	93,120.00	2,055,598.22	66,824.45	2,251,900.02				3,142,629.26	135,756.16	135,756.16	3,414,141.58	23,792,660.75		
Jefferson County Kennel Club, Inc.	105	125	162,010	14,345,370.00	16,201.00	124,240.00	852,748.11	49,298.37	1,042,487.48				1,602,896.30	68,870.52	68,870.52	1,809,507.34	11,509,576.18		
Keys Racing Association, Ltd.	105	125	60,690	4,843,480.00	6,069.00	74,000.00	130,775.59	19,806.30	230,650.89				664,828.97	21,478.81	21,478.81	727,749.80	3,891,148.31		
Orange Park Kennel Club, Inc.	108	143	414,301	42,993,146.00	48,827.80	140,240.00	2,995,779.07	91,182.44	3,276,029.31				4,595,114.21	216,903.53	216,903.53	5,028,921.27	34,737,023.22		
Pensacola Greyhound Racing, Inc.	105	158	246,438	22,237,370.00	27,982.44	155,280.00	1,589,840.11	59,679.15	1,632,781.70				2,451,862.99	96,229.32	96,229.32	2,644,321.63	17,988,249.11		
St. Petersburg Kennel Club, Inc.	101	153	1,066,477	96,466,738.00	114,916.09	149,680.00	7,040,772.05	301,903.77	7,607,271.91				10,130,008.54	466,116.65	466,116.65	11,062,241.84	77,912,140.34		
Sanford-Orlando Kennel Club, Inc.	105	159	523,512	47,986,444.00	68,056.56	155,520.00	3,344,869.78	122,719.25	3,691,165.59				5,122,152.38	235,277.72	235,277.72	5,592,707.82	38,770,627.15		
Sarasota Kennel Club, Inc.	101	153	436,124	44,880,722.00	56,696.12	152,560.00	3,120,234.89	121,810.94	3,451,301.95				4,790,317.33	221,770.78	221,770.78	5,233,858.89	36,252,257.28		
Seminole Greyhound Park, Inc.	105	154	263,131	25,483,078.00	43,999.15	*152,720.00	1,644,113.92	74,566.53	1,915,399.60				2,781,596.90	118,131.42	118,131.42	3,017,859.74	20,593,817.81		
Washington County Kennel Club, Inc.	105	144	206,414	19,445,762.00	26,833.82	143,040.00	1,204,277.88	65,081.12	1,439,232.82				2,144,727.10	74,320.22	74,320.22	2,293,367.54	15,739,995.46		
West Flagler Associates, Ltd.	159	241	1,164,107	138,632,063.00	127,816.49	241,360.00	10,078,136.81	422,186.01	10,869,499.31				14,588,298.25	697,901.33	697,901.33	15,988,302.93	111,902,077.25		
TOTAL GREYHOUND TRACKS	1,872	2,667	8,867,509	880,621,829.00	1,032,728.12	2,576,720.00	61,860,129.58	2,472,996.25	67,942,573.95				93,771,547.15	4,330,461.82	4,423,497.05	102,525,506.02	711,186,477.15		
JAI-ALAI FRONTONS																			
Dania Jai-Alai Palace, Inc.	109	159	647,900	42,965,950.00	84,227.00	152,640.00	2,768,357.52	71,624.95	3,076,849.47				5,207,175.56		182,361.97	5,389,537.53	34,583,790.00		
Florida Jai-Alai, Inc.	106	159	334,386	26,319,670.00	43,470.18	152,640.00	1,586,471.64	43,521.53	1,826,103.35				3,246,038.02		99,138.42	3,345,176.44	21,191,860.39		
Fort Pierce Jai-Alai, Inc.	98	148	232,503	17,437,442.00	30,225.39	142,080.00	975,358.48	25,956.61	1,173,620.48				2,186,736.94		68,496.38	2,255,233.32	14,038,813.59		
Fronton, Inc.	105	159	447,686	33,953,275.00	58,199.18	152,640.00	2,128,457.52	54,212.19	2,393,508.89				4,145,893.52		138,293.93	4,284,187.45	27,333,777.84		
Golden Crown Corp.	109	140	144,094	12,496,780.00	18,864.30	84,000.00	638,771.49	20,115.64	761,751.43				1,645,543.01		42,963.60	1,688,506.61	10,065,386.26		
Miami Jai-Alai, Inc.	105	159	720,442	60,410,645.00	93,657.46	152,640.00	4,006,930.86	78,440.22	4,331,668.54				7,292,038.08		330,389.91	7,622,427.99	48,550,205.93		
Ocala Jai-Alai, Inc.	106	161	227,215	16,627,025.00	29,537.95	154,560.00	894,743.91	25,753.53	1,104,595.39				2,100,213.70		72,324.96	2,172,538.66	13,379,428.90		
Sports Palace, Inc.	74	107	149,064	10,444,008.00	19,378.32	102,720.00	551,599.56	15,780.14	689,478.02				1,324,137.02		43,855.96	1,367,992.98	8,405,915.32		
Summer Jai-Alai, Inc.	106	160	550,947	46,892,406.00	71,623.11	153,600.00	3,045,360.89	60,259.41	3,330,843.41				5,690,892.09		260,844.14	5,951,736.23	37,681,449.47		
Summersport Enterprises, Ltd.	106	106	425,508	31,559,340.00	55,316.04	101,760.00	2,052,563.25	51,965.43	2,261,604.72				3,815,193.53		133,970.49	3,949,164.02	25,403,887.30		
Tampa Jai-Alai, Inc.	105	159	649,695	42,883,821.00	84,460.35	152,640.00	2,762,526.35	73,923.14	3,073,549.84				5,197,887.56		175,520.06	5,373,407.42	34,521,324.09		
Volusia Jai-Alai, Inc.	141	193	418,778	28,103,245.00	54,441.14	185,280.00	1,652,755.55	45,897.52	1,938,374.21				3,481,066.19		114,416.44	3,595,482.63	22,623,829.30		
TOTAL JAI-ALAI FRONTONS	1,270	1,810	4,948,218	370,093,607.00	643,400.42	1,687,200.00	23,063,897.02	567,450.31	25,961,947.75				45,332,815.02		1,662,576.26	46,995,391.28	297,779,668.39		
HARNESS RACING ASSOCIATIONS																			
Tourist Attractions, Inc.	105	105	538,174	52,779,085.00	105,671.47	118,900.00	702,482.75		927,054.22				287,458.69	287,458.69	5,032,041.17	3,958,431.62	450,586.71	9,441,059.50	42,229,184.06
QUARTER HORSE RACING ASSOCIATIONS																			
**Pompano Park, Inc.	53	53	125,001	10,436,779.00	17,239.50	53,800.00			71,039.50	104,367.79	63,315.64	167,683.43	1,164,858.13	626,206.74	92,312.25	1,883,377.12	8,331,918.45		
HORSE RACING ASSOCIATIONS																			
Calder Race Course, Inc.	129	129	853,926	132,501,517.00	133,155.07	129,000.00	3,095,450.12		3,357,605.19				750,777.34	750,777.34	11,384,658.97	9,937,614.12	1,100,527.45	22,422,800.54	106,103,489.00
Gulfstream Park Racing Association	57	57	486,067	85,543,605.00	146,655.10	57,000.00	2,258,639.00		2,462,294.10				481,864.35	481,864.35	7,068,001.78	6,415,770.52	693,338.25	14,177,110.55	68,568,991.10
Hialeah, Inc.	50	50	498,906	92,769,564.00	150,905.59	50,300.00	2,772,645.64		2,973,851.23				532,189.80	532,189.80	7,324,370.49	6,957,717.42	741,558.59	15,023,646.50	74,390,782.06
Tampa Bay Downs, Inc.	74	74	274,508	27,344,814.00	52,064.54	74,300.00	7,483.82		133,848.36				184,299.57	184,299.57	2,920,639.90	2,050,861.05	222,651.82	5,194,152.77	21,884,577.84
Tropical Park, Inc.	50	50	367,668	60,263,703.00	57,469.74	50,000.00	1,493,702.23		1,601,171.97				316,558.38	316,558.38	5,089,252.83	4,519,777.82	496,433.14	10,105,463.79	48,297,978.60
TOTAL HORSE TRACKS	360	360	2,481,075	398,423,203.00	540,250.04	360,600.00	9,627,920.81		10,528,770.85				2,265,689.44	2,265,689.44	33,786,923.97	29,881,740.93	3,254,509.25	66,923,174.15	319,245,818.60
TOTAL ALL TRACKS AND FRONTONS	3,660	4,995	16,959,977	\$1,712,354,503.00	\$2,339,289.55	\$4,797,220.00	\$95,254,430.16	\$3,040,446.56	\$105,451,386.27	\$104,367.79	\$2,616,463.77	\$2,720,831.56	\$179,088,185.44	\$38,796,841.11	\$9,883,481.52	\$227,768,508.07	\$1,378,773,066.65		

* Seminole Greyhound Park in Litigation
 ** Formerly Gator Downs Racing, Inc.

This Exhibit represents the distribution of revenues derived from pari-mutuel performances and does not represent the total revenues received by the Division of Pari-Mutuel Wagering. Excluded are such items as licenses, fees, escheated tickets, charity scholarship performances and other miscellaneous items. See next page of this summary for further information on the source of revenues received.




<i>ASSOCIATION NAME</i>	<i>No. Days Racing</i>	<i>No. Performances Held</i>	<i>Paid Attendance</i>	<i>Pari-Mutuel Handle</i>	<i>Tax on Attendance</i>	<i>Tax Handle</i>
GREYHOUND RACING ASSOCIATIONS						
Associated Outdoor Clubs, Inc.	3	3	11,798	\$ 1,241,886.00	\$ 1,310.26	\$ 88
Bayard Raceways, Inc.	2	2	3,217	384,760.00	375.70	25
Biscayne Kennel Club Inc.	2	2	11,224	1,205,802.00	1,150.66	87
Bonita-Ft. Myers Corporation	3	3	4,726	450,749.00	564.22	28
Daytona Beach Kennel Club, Inc.	3	3	7,211	542,631.00	822.50	35
Investment Corporation of Palm Beach	4	4	11,499	1,154,048.00	1,260.00	80
Investment Corporation of South Florida	2	2	12,989	1,246,600.00	1,503.11	90
Jacksonville Kennel Club, Inc.	3	3	6,235	661,993.00	757.60	44
Jefferson County Kennel Club Inc.	4	4	4,072	382,179.00	407.20	21
Keys Racing Association, Ltd.	3	3	1,227	107,736.00	122.70	2
Orange Park Kennel Club Inc.	3	3	6,030	661,553.00	700.65	44
Pensacola Greyhound Park, Inc.	5	5	6,752	580,984.00	768.56	34
St. Petersburg Kennel Club, Inc.	3	3	13,811	1,356,917.00	1,525.28	97
Sanford-Orlando Kennel Club Inc.	4	4	10,081	913,372.00	1,310.53	61
Sarasota Kennel Club, Inc.	3	3	8,043	705,314.00	1,045.59	47
Seminole Greyhound Park, Inc.	2	2	2,757	261,686.00	444.57	16
Washington County Kennel Club, Inc.	4	4	4,179	406,630.00	543.27	23
West Flagler Associates, Ltd.	2	2	9,709	1,184,384.00	1,060.00	86
TOTAL GREYHOUND TRACKS	55	55	135,560	13,449,224.00	15,672.40	917
JAI-ALAI FRONTONS						
Dania Jai-Alai Palace, Inc.	4	4	7,731	687,864.00	1,005.03	41
Florida Jai-Alai, Inc.	6	6	9,334	728,297.00	1,213.42	41
Fort Pierce Jai-Alai, Inc.	4	4	4,360	351,127.00	566.80	17
The Fronton, Inc.	3	3	5,825	492,765.00	757.25	29
Golden Crown Corporation	6	6	4,580	434,726.00	595.40	20
Miami Jai-Alai, Inc.	4	4	14,093	1,274,047.00	1,832.09	85
Orala Jai-Alai, Inc.	3	3	3,001	212,270.00	390.13	9
Summersport Enterprises, Ltd.	4	4	10,017	913,293.00	1,302.21	57
Tampa Jai-Alai, Inc.	7	7	19,088	1,376,078.00	2,481.44	85
Volusia Jai-Alai, Inc.	4	4	4,592	319,641.00	596.96	15
TOTAL JAI-ALAI FRONTONS	45	45	82,621	6,790,108.00	10,740.73	402
HARNESS RACING ASSOCIATIONS						
Tourist Attractions, Inc.	3	3	12,752	1,176,407.00	2,026.21	9
HORSE RACING ASSOCIATIONS						
Calder Race Course, Inc.	8	8	49,294	5,672,704.00	5,571.95	107
Gulfstream Park Racing Assoc., Inc.	3	3	21,834	2,853,621.00	4,803.75	64
Tampa Bay Downs, Inc.	8	8	33,471	2,665,478.00	5,548.16	172
TOTAL HORSE TRACKS	19	19	104,599	11,191,803.00	15,923.86	172
TOTAL ALL TRACKS AND FRONTONS	122	122	335,532	\$32,607,542.00	\$44,363.20	\$1,501

*Seminole Greyhound Park in Litigation

EXHIBIT "F"
CHARITY/SCHOLARSHIP DAY PERFORMANCES
FISCAL YEAR 1981 - 1982

ASSOCIATION NAME	No. Days Racing	No. Performances Held	Paid Attendance	Pari-Mutuel Handle	Tax on Attendance	Tax on Handle	Breakage	Total Required Payment	Daily License Fee	1% Quarter Horse P M Handle	Breakage	Total Collections for Promotional Trust Funds	Track Commission	Withheld for Additional Purses	Withheld for Capital Improvements	Total Track Revenues from P M Handle	Distributed to Public from P M Handle
GREYHOUND RACING ASSOCIATIONS																	
Associated Outdoor Clubs, Inc.	3	3	11,798	\$ 1,241,886.00	\$ 1,310.26	\$ 88,683.33	\$ 3,176.22	\$ 93,169.81	\$ 2,880.00			\$	\$ 131,549.91	\$ 5,890.57	\$ 5,890.57	\$ 143,331.05	\$ 1,003,815.40
Bayard Raceways, Inc.	2	2	3,217	384,760.00	375.70	25,441.76	654.24	26,471.70	1,920.00				41,829.00	2,075.10	2,075.10	45,979.20	310,764.80
Biscayne Kennel Club Inc.	2	2	11,224	1,205,802.00	1,150.66	87,840.95	3,459.66	92,451.27	1,920.00				126,917.69	6,336.10	6,336.10	139,589.89	972,991.50
Bonita-Ft. Myers Corporation	3	3	4,726	450,749.00	564.22	28,556.92	1,714.69	30,835.83	2,880.00				49,428.67	2,350.89	2,350.89	54,130.45	363,466.94
Daytona Beach Kennel Club, Inc.	3	3	7,211	542,631.00	822.50	35,539.94	1,365.97	37,728.41	2,880.00				59,063.99	2,297.80	2,297.80	63,659.59	439,185.50
Investment Corporation of Palm Beach	1	1	11,499	1,154,048.00	1,260.00	80,107.65	3,523.98	84,891.63	3,840.00				123,265.67	6,033.60	6,033.60	135,332.87	931,243.50
Investment Corporation of South Florida	2	2	12,989	1,246,600.00	1,503.11	90,941.60	3,242.44	95,687.15	1,920.00				131,023.76	6,206.20	6,206.20	143,436.16	1,007,059.80
Jacksonville Kennel Club, Inc.	3	3	6,235	661,993.00	757.60	44,611.47	1,512.07	46,881.14	2,880.00				71,565.76	3,142.10	3,142.10	77,849.96	535,139.50
Jefferson County Kennel Club Inc.	1	1	4,072	382,179.00	407.20	21,445.60	1,739.04	23,591.84	3,840.00				43,443.12	1,831.44	1,831.44	48,937.42	306,216.94
Keys Racing Association, Ltd.	3	3	1,227	107,736.00	122.70	2,487.94	437.46	3,048.10	1,800.00				15,052.98	474.30	474.30	16,438.60	86,572.00
Orange Park Kennel Club Inc.	3	3	6,030	661,553.00	700.65	44,578.02	1,125.56	46,404.23	2,880.00				71,511.78	3,535.41	3,535.41	78,582.60	534,386.82
Pensacola Greyhound Park, Inc.	5	5	6,752	580,984.00	768.56	34,654.79	1,502.16	36,925.51	4,800.00				64,952.43	2,628.16	2,628.16	70,208.75	469,818.30
St. Petersburg Kennel Club, Inc.	3	3	13,811	1,356,917.00	1,525.28	97,425.69	4,655.31	103,606.28	2,880.00				143,302.78	6,461.11	6,461.11	156,225.00	1,095,731.00
Sanford-Orlando Kennel Club Inc.	4	4	10,081	913,372.00	1,310.53	61,816.27	2,489.09	65,615.89	3,840.00				98,424.50	4,328.82	4,328.82	107,082.14	738,144.50
Sarasota Kennel Club, Inc.	3	3	8,043	705,314.00	1,045.59	47,903.86	2,166.48	51,115.93	2,880.00				75,864.00	3,502.98	3,502.98	82,869.96	569,493.70
Seminole Greyhound Park, Inc.	2	2	2,757	261,686.00	444.57	16,088.14	909.32	17,442.03	1,920.00				29,014.74	1,331.20	1,331.20	31,677.14	211,091.40
Washington County Kennel Club, Inc.	4	4	4,179	406,630.00	543.27	23,303.88	1,498.47	25,345.62	3,840.00				45,882.09	1,481.28	1,481.28	48,844.65	329,143.00
West Flagler Associates, Ltd.	2	2	9,709	1,184,384.00	1,060.00	86,213.19	2,631.98	89,905.17	1,920.00				124,699.53	6,318.87	6,318.87	137,337.27	956,281.56
TOTAL GREYHOUND TRACKS	55	55	135,560	13,449,224.00	15,672.40	917,641.00	37,804.14	971,117.54	51,720.00				1,446,792.40	66,225.93	68,494.37	1,581,512.70	10,860,546.16
JAI-ALAI FRONTONS																	
Dania Jai-Alai Palace, Inc.	4	4	7,731	687,864.00	1,005.03	41,738.35	1,135.87	43,879.25	3,840.00				84,598.25		3,034.23	87,632.48	553,517.30
Florida Jai-Alai, Inc.	6	6	9,334	728,297.00	1,213.42	41,059.09	1,149.40	43,421.91	5,760.00				91,109.42	2,844.80	2,844.80	95,954.22	586,374.29
Fort Pierce Jai-Alai, Inc.	4	4	4,360	351,127.00	566.80	17,830.02	575.99	18,972.81	3,840.00				44,877.57	1,301.02	1,301.02	46,178.59	282,702.40
The Fronton, Inc.	3	3	5,825	492,765.00	757.25	29,661.32	680.02	31,098.59	2,880.00				60,773.38	2,072.08	2,072.08	62,845.46	396,698.20
Golden Crown Corporation	6	6	4,580	434,726.00	595.40	20,215.55	681.47	21,492.42	3,600.00				58,574.08	1,519.76	1,519.76	60,093.84	350,135.14
Miami Jai-Alai, Inc.	4	4	14,093	1,274,047.00	1,832.09	83,357.34	1,655.53	86,844.96	3,840.00				154,234.60	7,211.43	7,211.43	161,446.03	1,023,748.10
Orala Jai-Alai, Inc.	3	3	3,001	212,270.00	390.13	9,746.17	275.04	10,411.34	2,880.00				27,592.39	1,005.10	1,005.10	28,597.49	170,771.30
Summersport Enterprises, Ltd.	4	4	10,017	913,293.00	1,302.21	57,743.80	1,493.25	60,539.26	3,840.00				111,224.30	4,102.15	4,102.15	115,326.45	734,889.50
Tampa Jai-Alai, Inc.	7	7	19,088	1,376,078.00	2,481.44	85,276.54	2,300.53	90,058.51	6,720.00				168,439.09	6,269.04	6,269.04	174,708.13	1,107,072.80
Volusia Jai-Alai, Inc.	4	4	4,592	319,641.00	596.96	15,594.51	462.89	16,654.36	3,840.00				41,083.12	1,495.28	1,495.28	42,578.40	257,165.20
TOTAL JAI-ALAI FRONTONS	45	45	82,621	6,790,108.00	10,740.73	402,222.69	10,409.99	423,373.41	41,040.00				842,506.20		30,854.89	873,361.09	5,463,074.23
HARNESS RACING ASSOCIATIONS																	
Tourist Attractions, Inc.	3	3	12,752	1,176,407.00	2,026.21	9,121.43		11,147.64	3,300.00		6,116.92	6,116.92	118,380.13	88,230.54	10,162.18	216,772.85	941,095.80
HORSE RACING ASSOCIATIONS																	
Calder Race Course, Inc.	8	8	49,294	5,672,704.00	5,571.95	107,999.24		113,571.19	8,000.00		31,112.30	31,112.30	509,422.18	425,452.81	47,105.78	981,980.77	4,543,611.69
Gulfstream Park Racing Assoc., Inc.	3	3	21,834	2,853,621.00	4,803.75	64,469.50		69,273.25	3,000.00		18,167.27	18,167.27	246,601.37	214,021.58	23,502.08	484,125.03	2,283,859.20
Tampa Bay Downs, Inc.	8	8	33,471	2,665,478.00	5,548.16			5,548.16	8,000.00		16,342.86	16,342.86	284,644.79	199,910.85	21,695.80	506,251.44	2,134,883.70
TOTAL HORSE TRACKS	19	19	104,599	11,191,803.00	15,923.86	172,468.74		188,392.60	19,000.00		65,622.43	65,622.43	1,040,668.34	839,385.24	92,303.66	1,972,357.24	8,962,354.59
TOTAL ALL TRACKS AND FRONTONS	122	122	335,532	\$32,607,542.00	\$44,363.20	\$1,501,453.86	\$48,214.13	\$1,594,031.19	\$115,060.00		\$71,739.35	\$71,739.35	\$3,448,347.07	\$993,841.71	\$201,815.10	\$4,644,003.88	\$26,227,070.78

*Seminole Greyhound Park in Litigation



SUMMARY OF RACING REVENUES

From Regular Pari-Mutuel Performances	\$105,431,386.27
(See Insert Sheet)	
From Charity/Scholarship Day Performances	115,060.00
**(See Insert Sheet) Daily License Fee	
Florida Thoroughbred Breeders' Promotional Trust Fund	71,739.35
TOTAL STATE TAX REVENUE	\$105,618,185.62
Escheat Tickets Deposited To Promotional Trust Funds	691,049.80
Florida Thoroughbred Breeders', Harness and Quarter Horse Promotional Trust Funds	2,720,831.56
TOTAL	\$109,030,066.98

From Other Revenue Sources

Licenses	633,592.25
Stable/Kennel Name Registration	45,800.00
Escheat Tickets	2,095,479.35
Department of Education Racing — Scholarship Fund	393,987.09
Miscellaneous Revenues	124,233.96
Refunds of Prior Year's Appropriations	287.69
TOTAL	\$ 3,293,380.34
GRAND TOTAL	<u>\$112,323,447.32</u>

EXHIBIT "G"
DIVISION OF PARI-MUTUEL WAGERING
FROM EXTRA DAYS OF RACING FOR
BOARD OF REGENTS — SCHOLARSHIP FUND

Associated Outdoor Clubs, Inc.	\$ 45,114.29
Bonita-Ft. Myers Corporation.....	8,648.00
Dania Jai-Alai Palace, Inc.	21,071.49
Daytona Beach Kennel Club, Inc.	16,393.40
Florida Jai-Alai, Inc.	11,555.40
Ft. Pierce Jai-Alai, Inc.	6,880.51
Golden Crown Corporation	2,344.52
Investment Corp. of Palm Beach	31,669.00
Jacksonville Kennel Club, Inc.	22,976.63
Jefferson County Kennel Club, Inc.	7,336.41
Keys Racing Association, Ltd.	3,195.87
Ocala Jai-Alai, Inc.	4,898.10
Orange Park Kennel Club, Inc.	28,927.70
Pensacola Greyhound Park, Inc.	12,622.24
St. Petersburg Kennel Club, Inc.	55,622.48
Sanford-Orlando Kennel Club, Inc.	33,119.03
Sarasota Kennel Club, Inc.	28,803.75
Sports Palace, Inc.	2,676.00
Summersport Enterprises, Ltd.	16,944.58
Tampa Bay Downs, Inc.	12,818.64
Tampa Jai-Alai, Inc.	13,511.52
Volusia Jai-Alai, Inc.	5,383.00
Washington County Kennel Club, Inc.	<u>1,474.53</u>
TOTAL RECEIPTS DEPOSITED	
TO SCHOLARSHIP FUND	<u><u>\$393,987.09</u></u>

EXHIBIT "H"
DIVISION OF PARI-MUTUEL WAGERING
FROM ESCHEATED PARI-MUTUEL TICKETS FOR
PRINCIPAL OF STATE SCHOOL FUND

	<i>From 1979-1980 Season</i>	<i>From 1980-1981 Season</i>	<i>Grand Total</i>
Associated Outdoors Clubs, Inc.	\$	\$ 181,263.40	
Bayard Raceways, Inc.	32,161.40		
Biscayne Kennel Club, Inc.	132,222.30		
Bonita-Ft. Myers Corporation		61,335.00	
Dania Jai-Alai Palace, Inc.		88,571.55	
Daytona Beach Kennel Club, Inc.	60,764.70		
Florida Jai-Alai, Inc.		46,839.60	
Ft. Pierce Jai-Alai, Inc.	35,771.30		
The Fronton, Inc.		89,772.80	
Golden Crown Corporation	19,500.50	22,686.20	
Investment Corporation of South Florida		139,660.80	
Jacksonville Kennel Club, Inc.		52,533.10	
Jefferson County Kennel Club, Inc.	19,183.20		
Keys Racing Association Ltd.		8,770.20	
Miami Jai-Alai, Inc.		164,787.90	
Ocala Jai-Alai, Inc.	36,480.80		
Orange Park Kennel Club, Inc.		60,383.80	
Pensacola Greyhound Racing, Inc.	39,073.10		
St. Petersburg Kennel Club, Inc.		129,946.00	
Sanford-Orlando Kennel Club, Inc.	83,340.80	86,107.90	
Sarasota Kennel Club, Inc.	68,665.30		
Sports Palace, Inc.		34,897.40	
Summer Jai-Alai, Inc.	105,359.00		
Summersport Enterprises, Ltd.	30,150.20		
Tampa Jai-Alai, Inc.	87,050.80		
Volusia Jai-Alai, Inc.	47,139.60		
Washington County Kennel Club, Inc.	33,861.20		
West Flagler Associated Ltd.	97,199.50		
TOTAL RECEIPTS DEPOSITED TO SCHOOL FUND	\$927,923.70	\$1,167,555.65	\$2,095,479.35

EXHIBIT "I"
DIVISION OF PARI-MUTUEL WAGERING
RACING REVENUE COLLECTED BY
GEOGRAPHICAL LOCATION

Brevard County			
Sports Palace, Inc.	\$	\$ 690,879.02	.65%
Broward County			
Dania Jai-Alai Palace, Inc.	3,078,918.47		
Gulfstream Park Racing Assoc.	2,491,917.10		
Investment Corp. of So. Florida	8,633,897.21		
*Pompano Park, Inc.	98,513.50		
Summersport Enterprises, Ltd.	2,267,853.72		
Tourist Attractions, Inc.	<u>1,024,313.22</u>	17,595,413.22	16.56%
Clay County			
Orange Park Kennel Club, Inc.		3,277,339.31	3.08%
Dade County			
General Office - Miscellaneous			
Receipts and Licenses	125,676.65		
Biscayne Kennel Club, Inc.	3,570,464.34		
Calder Race Course, Inc.	3,497,691.44		
Hialeah, Inc.	3,011,158.23		
Miami Jai-Alai, Inc.	4,333,303.54		
Summer Jai-Alai	3,337,838.41		
Tropical Park, Inc. (At Calder)	1,644,243.97		
West Flagler Assoc., Ltd.	<u>10,910,967.31</u>	30,431,343.89	28.65%
Duval County			
Jacksonville Kennel Club, Inc.		2,254,045.02	2.12%
Escambia County			
Pensacola Greyhound Park, Inc.		1,645,823.70	1.55%
Gadsden County			
Golden Crown Corporation		763,911.43	.72%
Hillsborough County			
Associated Outdoor Clubs, Inc.	6,363,135.70		
Tampa Bay Downs, Inc.	174,678.36		
Tampa Jai-Alai, Inc.	<u>3,077,104.84</u>	9,614,918.90	9.05%
Jefferson County			
Jefferson County Kennel Club, Inc.		1,052,520.48	.99%
Lee County			
Bonita-Ft. Myers Corporation		2,831,937.70	2.67%
Marion County			
Ocala Jai-Alai, Inc.		1,108,259.39	1.04%

Monroe County			
Keys Racing Association, Ltd.	\$	\$ 233,775.89	.22%
Palm Beach County			
The Fronton, Inc.	2,400,124.89		
Investment Corp. Of Palm Beach	<u>3,962,279.45</u>	6,362,404.34	5.99%
Pinellas County			
St. Petersburg Kennel Club, Inc.		7,617,163.91	7.17%
St. John's County			
Bayard Raceways, Inc.		2,918,989.47	2.75%
St. Lucie County			
Ft. Pierce Jai-Alai, Inc.		1,179,592.48	1.11%
Sarasota County			
Sarasota Kennel Club, Inc.		3,471,184.95	3.27%
Seminole County			
Florida Jai-Alai, Inc.	1,829,275.35		
Sanford-Orlando Kennel Club, Inc.	3,696,509.59		
Seminole Greyhound Park, Inc.	<u>1,930,846.60</u>	7,456,631.54	7.02%
Volusia County			
Daytona Beach Kennel Club, Inc.	2,336,541.50		
Volusia Jai-Alai, Inc.	<u>1,943,095.21</u>	4,279,636.71	4.03%
Washington County			
Washington County Kennel Club, Inc.		1,449,528.82	1.36%
TOTAL FISCAL YEAR RECEIPTS		<u><u>\$106,235,300.17</u></u>	<u>100.00%</u>

*Formerly Gator Downs Racing, Inc.

NOTE: These figures do not include any Scholarship/Charity Day or Breakage Fund amounts.

EXHIBIT "J"
DIVISION OF PARI-MUTUEL WAGERING
PAID ATTENDANCE PARI-MUTUEL HANDLE, STATE REVENUE
SEASON 1931-1932 THRU SEASON 1981-1982

<i>Season</i>	<i>No. of Racing Days</i>	<i>Total Paid Attendance</i>	<i>Total Pari-Mutuel Handle</i>	<i>State Revenue as a Percent of Handle</i>	<i>Total State Revenue</i>
1931-1932	462	1,157,161	\$ 17,365,424.00	4.24%	\$ 737,300.70
1932-1933	550	1,281,017	19,146,938.00	3.99	763,877.09
1933-1934	609	1,591,024	27,549,567.00	3.89	1,072,364.22
1934-1935	775	2,024,636	36,577,493.00	3.83	1,401,176.87
1935-1936	906	1,854,292	38,826,132.00	3.70	1,436,957.07
1936-1937	1,029	2,330,964	50,121,647.00	3.67	1,838,338.53
1937-1938	1,053	2,401,367	54,047,114.00	3.64	1,969,740.68
1938-1939	1,025	2,373,271	55,272,416.00	3.62	2,000,758.63
1939-1940	1,057	2,517,436	64,388,377.00	3.58	2,302,834.13
1940-1941	902	2,695,464	68,280,202.00	3.57	2,436,374.09
1941-1942	972	2,195,080	63,601,585.00	6.91	4,392,861.86
1942-1943	734	854,256	26,658,646.00	4.00	1,066,087.70
1943-1944	982	2,458,933	109,561,969.00	6.23	6,824,272.72
1944-1945	333	945,341	35,171,557.00	5.71	2,007,853.08
1945-1946	1,442	4,448,084	211,571,289.00	7.35	15,554,033.94
1946-1947	1,298	4,444,543	194,710,333.00	7.54	14,680,730.51
1947-1948	1,318	4,344,479	180,647,561.00	7.50	13,542,407.27
1948-1949	1,404	4,641,038	178,171,736.00	7.42	13,222,461.84
1949-1950	1,377	4,539,742	178,842,858.00	7.33	13,101,521.89
1950-1951	1,378	4,643,293	204,385,597.00	7.34	14,997,486.10
1951-1952	1,432	5,279,674	248,728,380.00	7.27	18,090,497.77
1952-1953	1,549	5,732,369	272,696,059.00	7.24	19,734,513.61
1953-1954	1,722	5,812,577	276,681,999.00	7.24	20,026,021.78
1954-1955	1,731	5,809,467	284,044,131.00	7.22	20,521,462.81
1955-1956	1,879	5,915,941	310,681,432.00	7.78	24,180,833.82
1956-1957	1,907	6,035,932	322,948,073.00	7.73	24,969,496.52
1957-1958	2,012	5,626,152	315,546,506.00	7.70	24,306,949.76
1958-1959	2,055	5,966,709	329,141,335.00	7.64	25,157,459.81
1959-1960	2,180	6,209,688	347,947,488.00	7.65	26,609,331.64
1960-1961	2,216	6,328,535	344,173,946.00	7.60	26,163,297.64
1961-1962	2,273	6,735,583	363,082,896.00	7.55	27,420,986.32
1962-1963	2,276	6,919,691	374,598,480.00	7.58	28,392,064.52
1963-1964	2,335	7,878,991	418,056,340.00	7.54	31,503,458.39
1964-1965	2,318	8,537,248	462,298,032.00	7.57	34,984,262.18
1965-1966	2,498	8,969,589	500,471,936.00	7.53	37,667,499.22
1966-1967	2,596	9,020,232	515,430,636.00	7.45	38,408,241.36
1967-1968	2,537	9,459,239	563,772,040.00	7.45	41,980,547.50
1968-1969	2,623	9,912,630	630,034,977.00	7.42	46,743,699.90
1969-1970	2,678	10,735,962	712,244,838.00	7.28	51,882,798.39
1970-1971	2,873	11,737,046	778,550,830.00	7.18	55,876,621.72
1971-1972	2,959	12,769,157	864,502,920.00	7.06	61,038,724.52
1972-1973	3,019	13,747,714	978,174,354.00	7.02	68,669,716.49
1973-1974	3,160	14,883,698	1,083,208,538.00	7.05	76,315,213.03
1974-1975	3,229	16,192,983	1,156,152,799.00	7.21	83,593,771.84
1975-1976	3,252	16,293,398	1,168,767,050.00	7.27	84,996,163.58
1976-1977	3,307	16,276,898	1,244,159,788.00	7.18	89,376,224.14
1977-1978	3,416	16,789,933	1,361,155,037.00	6.70	91,211,859.38
1978-1979	3,514	17,274,154	1,547,072,800.00	6.71	103,829,406.55
1979-1980	3,380	16,223,047	1,588,944,696.00	6.73	107,009,882.79
1980-1981	3,711	17,074,874	1,683,134,201.00	6.59	110,861,171.21
1981-1982	3,660	16,959,977	1,712,354,503.00	6.56	112,323,447.32
TOTALS	99,903	376,850,509	\$24,573,655,481.00	7.04%	\$1,729,195,064.43

EXHIBIT "K"
DIVISION OF PARI-MUTUAL WAGERING
SUMMARY OF ADDITIONAL DAYS OF RACING HELD FOR
CHARITABLE PURPOSES DURING FISCAL PERIOD

	<u>Date</u>	<u>Statutory Authority</u>	<u>Beneficiary</u>	<u>Paid Attendance</u>	<u>Pari-Mutuel Handle</u>
Associated Outdoor Clubs, Inc.	9-08-81	550.08	Board of Regents	4,167	418,582
	9-15-81	63-738	Univ. of Tampa	3,852	418,934
	9-22-81	550.03	Charity	3,779	404,370
Bayard Raceways, Inc.	4-07-82	550.03	Charity	1,509	174,890
	4-14-82	550.03	Charity	1,708	209,870
Biscayne Kennel Club, Inc.	10-19-81	555.03	Charity	5,671	598,177
	10-26-81	550.03	Charity	5,553	607,625
Bonita-Ft. Myers Corporation	12-31-81	550.03	Charity	972	112,633
	1-08-82	550.08	Board of Regents	1,897	162,464
	1-15-82	550.03	Charity	1,857	175,652
Calder Race Course, Inc.	9-22-81	550.41	Charity	3,983	600,324
	9-29-81	550.41	Charity	4,451	750,584
	10-06-81	550.41	Miami-Dade Comm. College	4,141	643,949
	10-13-81	550.41	Florida State Univ.	4,171	658,019
	10-20-81	550.41	Univ. of Miami Athletic Found.	4,470	715,422
	5-18-82	550.081	Charity	5,561	776,418
	5-20-82	550.081	Charity	5,655	781,096
	5-25-82	550.081	Charity	4,805	746,892
	Dania Jai-Alai Palace, Inc.	12-15-81	550.08	Board of Regents	1,907
12-18-81		550.03	Charity	1,784	160,698
1-05-82		550.03	Charity	2,113	190,181
4-09-82		550.03	Broward Comm. College Foundation	1,927	173,239
Daytona Beach Kennel Club, Inc.	9-08-81	550.08	Board of Regents	2,100	163,148
	9-09-81	550.03	Charity	2,472	195,895
	9-10-81	550.03	Charity	2,639	183,588
Florida Jai-Alai, Inc.	8-25-81	550.08	Board of Regents	1,537	109,181
	9-29-81	550.02	Florida A & M	1,559	128,301
	10-13-81	550.02	Florida A & M	1,494	121,998
	10-28-81	550.03	Historic Preserv. Found.	1,418	114,413
	11-18-81	550.03	Seminole Comm. College	1,810	133,398
	12-15-81	550.03	Univ. Central Florida et. al.	1,516	121,006
Fort Pierce Jai-Alai, Inc.	8-10-81	550.08	Board of Regents	1,228	101,506
	8-17-81	550.03	Charity	1,167	96,642
	8-24-81	550.03	Indian River Comm. College	998	75,040
	8-31-81	550.03	Charity	967	77,939
The Fronton, Inc.	11-12-81	550.03	Charity	2,252	174,910
	11-19-81	550.03	Charity	2,145	184,467
	12-17-81	550.03	Civic Opera	1,428	133,388

	<u>Date</u>	<u>Statutory Authority</u>	<u>Beneficiary</u>	<u>Paid Attendance</u>	<u>Pari-Mutuel Handle</u>
Golden Crown Corp.	10-22-81	550.02	Florida A & M	1,036	88,374
	11-19-81	550.03	Charity	1,062	95,698
	12-19-81	550.08	Board of Regents	665	66,876
	2-22-82	550.03	Charity	316	30,496
	3-27-82	550.03	Historic Pres. Found.	819	84,662
	4-24-82	550.03	Florida A & M	682	68,620
Gulfstream Park	5-11-82	550.081	Charity	5,277	940,084
Racing Assoc., Inc.	5-13-82	550.081	Charity	5,485	929,355
	5-14-82	550.081	Charity	5,840	984,182
Investment Corp. of Palm Beach	12-01-81	550.08	Board of Regents	3,169	303,116
	12-08-81	550.03	Charity	2,666	272,911
	12-15-81	550.03	Charity	2,620	262,784
	12-17-81	550.03	Charity	3,044	315,237
Investment Corp. of South Florida	12-31-81	550.03	Nova Univ. et. al.	6,227	576,741
	4-08-82	550.03	Univ. of Miami & United Way	6,762	669,859
Jacksonville Kennel Club, Inc.	10-21-81	550.03	Charity	2,154	220,762
	10-28-81	550.03	Charity	2,053	221,736
	11-18-81	550.08	Charity	2,028	219,495
Jefferson County Kennel Club, Inc.	5-31-82	550.03	Opera	1,351	119,622
	6-01-82	550.03	Charity	859	81,063
	6-02-82	550.03	Charity	912	86,507
	6-03-82	550.08	Board of Regents	950	94,987
Keys Racing Association, Ltd.	3-10-82	550.03	Charity	433	34,958
	3-17-82	550.03	Charity	453	43,040
	3-24-82	550.08	Board of Regents	341	29,738
Miami Jai-Alai, Inc.	3-02-82	550.03	Charity	3,675	334,368
	3-09-82	550.03	Charity	3,495	313,028
	3-16-82	550.03	Charity	3,461	322,631
	3-23-82	65-1049	Charity	3,462	304,020
Ocala Jai-Alai, Inc.	10-12-81	550.03	Charity	982	62,792
	10-19-81	550.03	Charity	1,017	74,356
	10-26-81	550.08	Board of Regents	1,002	75,122
Orange Park Kennel Club, Inc.	1-27-82	550.03	Spec. Educ. JAX Univ./Ed. Waters Coll./St. John's Comm. College/Lake City Comm. College	1,799	191,627
	2-17-82	550.03	Charity	2,043	221,719
	3-24-82	550.08	Board of Regents	2,188	248,207
	5-04-82	550.03	Univ. of West. Fla. & Pensacola Jr. Coll.	1,385	121,716
Pensacola Greyhound Park, Inc.	5-11-82	550.08	Board of Regents	1,223	108,368
	5-18-82	550.03	Charity	1,378	112,466
	5-25-82	550.03	Charity	1,503	128,262
	6-01-82	550.03	Charity	1,263	110,172

	<u>Date</u>	<u>Statutory Authority</u>	<u>Beneficiary</u>	<u>Paid Attendance</u>	<u>Pari-Mutuel Handle</u>
St. Petersburg Kennel Club, Inc.	1-12-82	550.03	Charity	4,008	456,665
	1-19-82	550.08	Board of Regents	5,342	463,333
	1-26-82	550.03	St. Petersburg Jr. Coll. & Eckerd Coll.	4,461	436,919
Sanford-Orlando Kennel Club, Inc.	12-29-81	550.08	Board of Regents	3,282	256,064
	1-05-82	550.03	Charity	2,440	215,396
	1-12-82	550.03	Charity	1,937	206,428
	1-14-82	550.03	Charity	2,422	235,484
Sarasota Kennel Club, Inc.	5-11-82	550.08	Board of Regents	2,974	259,992
	5-18-82	550.03	Manatee Jr. College & New College	2,688	232,704
	5-25-82	550.03	Charity	2,381	212,618
Seminole Greyhound Park, Inc.	5-17-82	550.03	Charity	1,508	145,988
	5-24-82	550.08	Board of Regents	1,249	115,698
Summersport Enterprises, Ltd.	9-09-81	550.03	Broward Comm. College	2,676	233,020
	9-14-81	550.08	Board of Regents	2,294	214,934
	9-21-81	550.03	Charity	2,681	242,758
	9-28-81	550.03	Charity	2,366	222,581
Tampa Bay Downs, Inc.	1-06-82	67-620	St. Leo's College	3,006	290,254
	1-13-82	550.03	Charity	2,284	272,864
	1-20-82	550.03	Charity	4,319	343,350
	1-27-82	67-620	Arts Council of Tampa	3,507	307,342
	2-03-82	550.08	Board of Regents	3,960	335,208
	2-12-82	63-738	Univ. of Tampa	3,716	376,260
	2-17-82	550.03	Charity	4,231	371,238
	2-24-82	550.03	Charity	4,884	368,962
Tampa Jai-Alai, Inc.	4-13-82	550.03	Brandon Cultural Center	3,119	197,353
	4-20-82	67-620	Tampa Arts Council	2,620	188,677
	4-27-82	550.03	Charity	2,374	164,156
	5-04-82	550.03	Charity	2,571	191,763
	5-11-82	63-738	Univ. of Tampa	2,782	200,513
	5-18-82	67-620	St. Leo's College	2,940	220,918
	5-25-82	550.08	Board of Regents	2,682	212,698
Tourist Attractions, Inc.	12-03-81	550.08	Board of Regents	4,020	386,257
	12-10-81	550.03	Charity	3,220	384,257
	12-17-81	550.03	Charity	3,354	405,893
Volusia Jai-Alai, Inc.	5-19-82	550.03	Charity	924	71,776
	5-24-82	550.03	Charity	1,431	93,659
	5-26-82	550.08	Board of Regents	934	67,743
	6-21-82	550.03	Charity	1,303	86,463

	<u>Date</u>	<u>Statutory Authority</u>	<u>Beneficiary</u>	<u>Paid Attendance</u>	<u>Pari-Mutuel Handle</u>
Washington County Kennel Club, Inc.	5-11-82	550.03	Gulf Coast C.C. Okaloosa Walton	1,014	106,072
	5-18-82	550.08	Board of Regents	1,149	105,148
	5-19-82	550.03	Washington County Cancer Fund/ Vernon High School/Washington County Sheriff's Aux./Chipley Quarterback Club/ Bay County Shriners & Eckerd College	912	94,936
	5-25-82	550.03	Washington County Cancer Fund/ Vernon High School/Washington County Sheriff's Aux./Chipley Quarterback Club, Bay County Shriners & Eckerd College	1,104	100,474
West Flagler	12-17-81	550.03	Charity	4,493	535,263
Associates, Ltd.	12-23-81	550.03	Charity	5,216	649,121

N.B.: These statutory references reflect
Charity Day law prior to legislation
enrolled 4-7-82.

ASSOCIATED OUTDOOR CLUBS, INC.
P. O. Box 8096, Tampa, Florida 33674

Officers

John H. Hater, <i>President</i>	James J. Patton, <i>Vice-President</i>
Charles W. Bidwill, Jr., <i>Secretary</i>	Harry J. Hater, Jr., <i>Treasurer</i>
John Michael Hater, <i>Asst. Secretary</i>	Robert E. Hater II, <i>Secretary</i>
James E. Heile, <i>Asst. Treasurer</i>	William H. Johnston, Jr. <i>Asst. Treasurer</i>

Directors

Charles W. Bidwell, Jr.	Robert E. Hater II	James J. Patton
John H. Hater	Harry J. Hater, Jr.	James E. Heile
	William H. Johnston, Jr.	

Dog Track — Tampa

101 Racing Days — Sept. 5, 1981 - January 4, 1982 — 154 Performances

Pari-Mutuel Handle	\$81,612,561.00
Average Performance	529,951.69
Average Wager per Capita	108.66
<i>(Based on Taxable Admissions)</i>	
Total Paid Attendance	751,055
Average Paid Attendance per Performance	4,877

Distribution of Handle

Redistributed to Public as Winnings	\$65,955,466.00
---	-----------------

Paid to State

Daily License Fee	\$ 152,640.00
Tax on Handle	5,909,954.63
Breakage	204,293.55
Total for State	\$ 6,266,888.18

Retained by Track/Fronton	\$ 8,602,021.56
---------------------------------	-----------------

Restricted Funds

Withheld for Additional Purses	394,092.63
Withheld for Capital Improvement	394,092.63

Total for Track/Fronton	\$ 9,390,206.82
-------------------------------	-----------------

Grand Total Handle	<u>\$81,612,561.00</u>
--------------------------	------------------------

Other State Income

Admission Tax	\$ 86,945.52
Occupational Licenses	9,202.00
Kennel Names	100.00

Total Other State Income	<u>\$ 96,247.52</u>
--------------------------------	---------------------

Total Purses Paid: \$2,388,053.00

Seating Capacity: 6,600 — Parking: 3,900 spaces

Overall Length of Track: 1,440 feet

Length of Stretch: 210 feet — Width of Track: 18 feet

Equipment: Single, Outside Lure, American Totalisator, Inc.

BISCAYNE KENNEL CLUB, INC.
848 Brickell Ave., Suite 1100, Miami, Florida 33131

Officers

James C. Knight, *President*
Ellen W. McDonnell, *Executive Vice-President & Secretary*
Charles E. Jordon, *Treasurer*
W. Robert Kuhn, Jr. *Asst. Treasurer & Asst. Secretary*

Directors

Charles E. Jordon	Charles N. Leigh	Ellen W. Spitzer
James C. Knight	Robert M. McDonald	Ellen W. McDonnell
Atwood Dunwody	John R. Knight	Marilyn A. West

Dog Track — Miami

1 Racing Days —	July 1, 1981	— 2 Performances
<u>46</u>	Sept. 5, 1981 to Oct. 30, 1981	<u>70</u>
47		72

Pari-Mutuel Handle	\$ 45,544,764.00
Average Performance	632,566.17
Average Wager per Capita	122.22
<i>(Based on Taxable Admissions)</i>	
Total Paid Attendance	372,637
Average Paid Attendance per Performance	5,176

Distribution of Handle

Redistributed to Public as Winnings	\$ 36,763,462.68
---	------------------

Paid to State

Daily License Fee	\$ 70,560.00
Tax on Handle	3,324,602.08
Breakage	<u>126,071.14</u>
Total for State	\$ 3,521,233.22

Retained by Track/Fronton	\$ 4,789,565.40
---------------------------------	-----------------

Restricted Funds:

Withheld for Additional Purses	235,251.35
Withheld for Capital Improvement	<u>235,251.35</u>

Total for Track/Fronton	\$ 5,260,068.10
-------------------------------	-----------------

Grand Total Handle	<u>\$ 45,544,764.00</u>
--------------------------	-------------------------

Other State Income

Admission Tax	\$ 38,182.12
Occupational Licenses	<u>11,049.00</u>
Total Other State Income	<u>\$ 49,231.12</u>

Total Purses Paid: \$1,362,907.28 — 1981-1982 Season

Seating Capacity: 8,500 — Parking: 6,500 spaces

Overall Length of Track: 1,485 feet

Length of Stretch: 352 feet — Width of Track: 19 feet

Equipment: Double, Inside Lure, American Totalisator, Inc.

DAYTONA BEACH KENNEL CLUB, INC.
P. O. Box 2360, Daytona Beach, Florida 32015

Officers

John G. Masoni, <i>President</i>	Francis D. Littlefield, <i>Vice-President</i>	
Robert Entis, <i>Secretary</i>		John G. Masoni, <i>Treasurer</i>

Directors

John G. Masoni	Francis D. Littlefield	Robert Entis
----------------	------------------------	--------------

Dog Track — Daytona Beach		
62 Racing Days —	July 1, 1981 to Sept. 12, 1981	— 94 Performances
45	May 7, 1982 to June 30, 1982	68
<u>107</u>		<u>162</u>

Pari-Mutuel Handle	\$30,775,427.00
Average Performance	189,971.77
Average Wager per Capita	78.79
<i>(Based on Taxable Admissions)</i>	
Total Paid Attendance	390,595
Average Paid Attendance per Performance	2,411

Distribution of Handle

Redistributed to Public as Winnings	\$24,885,160.30
---	-----------------

Paid to State

Daily License Fee	\$ 157,680.00
Tax on Handle	2,031,132.08
Breakage	<u>88,243.02</u>
Total for State	\$ 2,277,055.10

Retained by Track/Fronton	\$ 3,339,334.80
---------------------------------	-----------------

Restricted Funds:

Withheld for Additional Purses	136,938.40
Withheld for Capital Improvement	<u>136,938.40</u>
Total for Track/Fronton	\$ 3,613,211.60

Grand Total Handle	<u>\$30,775,427.00</u>
--------------------------	------------------------

Other State Income

Admission Tax	\$ 43,956.40
Occupational Licenses	15,230.00
Kennel Names	<u>300.00</u>
Total Other State Income	<u>\$ 59,486.40</u>

Total Purse Paid: \$982,790.00

Seating Capacity: 3,100 — Parking: 2,000 spaces

Overall Length of Track: 1,320 feet

Length of Stretch: 300 feet — Width of Track: 22 feet

Equipment: Single, Inside Lure, Autotote,, Ltd.

INVESTMENT CORPORATION OF PALM BEACH

Congress Avenue, & Belvedere Road

West Palm Beach, Florida 33409

Officers

Patrick J. Rooney, *President*

Arthur J. Rooney, *Secretary*

Timothy J. Rooney, *Vice-President*

Daniel M. Rooney *Treasurer*

Directors

Arthur J. Rooney, Sr.

John J. Rooney

Patrick J. Rooney

Timothy J. Rooney

Daniel M. Rooney

Arthur J. Rooney, Jr.

John T. Macartney

Dog Track — West Palm Beach

105 Racing Days — Nov. 27, 1981 to May 3, 1982 — 159 Performances

Pari-Mutuel Handle	\$51,226,502.00
Average Performance	322,179.26
Average Wager per Capita	85.92
<i>(Based on Taxable Admissions)</i>	

Total Paid Attendance	596,239
-----------------------------	---------

Average Paid Attendance per Performance	3,750
---	-------

Distribution of Handle

Redistributed to Public as Winnings	\$41,339,458.94
---	-----------------

Paid to State

Daily License Fee	\$ 152,640.00
-------------------------	---------------

Tax on Handle	3,591,114.17
---------------------	--------------

Breakage	144,342.12
----------------	------------

Total for State	<u>\$ 3,888,096.29</u>
-----------------------	------------------------

Retained by Track/Fronton	\$ 5,454,375.73
---------------------------------	-----------------

Restricted Funds:

Withheld for Additional Purses	272,285.52
--------------------------------------	------------

Withheld for Capital Improvement	272,285.52
--	------------

Total for Track/Fronton	<u>\$ 5,998,946.77</u>
-------------------------------	------------------------

Grand Total Handle	<u>\$51,226,502.00</u>
--------------------------	------------------------

Other State Income

Admission Tax	\$ 65,223.16
---------------------	--------------

Occupational Licenses	8,710.00
-----------------------------	----------

Kennel Names	250.00
--------------------	--------

Total Other State Income	<u>\$ 74,183.16</u>
--------------------------------	---------------------

Total Purses Paid: \$1,563,452.00

Seating Capacity: 4,100 — Parking: 3,400 spaces

Overall Length of Track: 1,320 feet

Length of Stretch: 350 feet — Width of Track: 20 feet

Equipment: Single, Inside Lure, Autotote, Ltd.

INVESTMENT CORPORATION OF SOUTH FLORIDA
P. O. Box 2007, Hollywood, Florida 33022

Officers

Bernard Hartman, *President*
Herbert Tyner, *Secretary*
Perrine Palmer, *Executive Vice-President and Gen. Mgr.*
John Lipson, *Treasurer*

Directors

Bernard Hartman Walter Muller Herbert Tyner

Dog Track — Hollywood

102 Racing Days — Dec. 26, 1981 to April 26, 1982 — 156 Performances

Pari-Mutuel Handle	\$109,778,040.00
Average Performance	703,705.38
Average Wager per Capita	100.90
<i>(Based on Taxable Admissions)</i>	
Total Paid Attendance	1,088,061
Average Paid Attendance per Performance	6,975

Distribution of Handle

Redistributed to Public as Winnings \$ 88,643,725.14

Paid to State

Daily License Fee	\$ 152,560.00
Tax on Handle	8,046,730.98
Breakage	300,270.88
Total for State	\$ 8,499,561.86

Retained by Track/Fronton \$ 11,518,661.52

Restricted Funds:

Withheld for Additional Purses	558,045.74
Withheld for Capital Improvement	558,045.74

Total for Track/Fronton \$ 12,634,753.00

Grand Total Handle \$109,778,040.00

Other State Income

Admission Tax	\$ 123,325.35
Occupational Licenses	10,610.00
Kennel Names	400.00

Total Other State Income \$ 134,335.35

Total Purses Paid: \$2,984,545.00

Seating Capacity: 9,000 — Parking: 5,000 spaces

Overall Length of Track: 1,372 feet

Length of Stretch: 300 feet — Width of Track: 22 feet

Equipment: Single, Inside Lure, Autotote, Ltd.

JACKSONVILLE KENNEL CLUB, INC.
P. O. Box 41309, Jacksonville, Florida 32203

Officers

James J. Patton, *President*
Donald W. Howell, *Vice-President*
Charles W. Bidwill, *Secretary*
William H. Johnston, *Treasurer*
Robert J. Pitocchelli, *Ass't. Secretary and Treasurer*

Directors

James J. Patton		John J. Patton
Donald W. Howell	Robert J. Pitocchelli	Charles Bidwill
John C. Howell		William H. Johnston, Jr.

72 Racing Days — Dog Track — Jacksonville
Sept. 7, 1981 to Nov. 28, 1981 — 95 Performances

Pari-Mutuel Handle	\$29,422,345.00
Average Performance	309,708.89
Average Wager per Capita	98.30
<i>(Based on Taxable Admissions)</i>	
Total Paid Attendance	299,300
Average Paid Attendance per Performance	3,151

Distribution of Handle

Redistributed to Public as Winnings \$23,792,660.75

Paid to State

Daily License Fee	\$ 93,120.00
Tax on Handle	2,055,598.22
Breakage	66,824.45
Total for State	\$ 2,215,542.67

Retained by Track/Fronton 3,142,629.26

Restricted Funds:

Withheld for Additional Purses	135,756.16
Withheld for Capital Improvement	135,756.16

Total for Track/Fronton \$ 3,414,141.58

Grand Total Handle \$29,422,345.00

Other State Income

Admission Tax	\$ 36,357.35
Occupational Licenses	2,095.00
Kennel Names	50.00
Total Other State Income	<u>\$ 38,502.35</u>

Total Purses Paid: \$1,347,571.76

Seating Capacity: 5,000 — Parking: 3,500 spaces

Overall Length of Track: 1,408 feet

Length of Stretch: 350 feet — Width of Track: 18 feet

Equipment: Outside Single Lure, American Totalisator, Inc.

JEFFERSON COUNTY KENNEL CLUB, INC.
P. O. Box 400, Monticello, Florida 32344

Officers

Steve Andris, *President*
M. Howard Williams, *Vice-President*
Andy Andris, *Secretary-Treasurer*

Directors

Andy Andris	William C. Hawkins	Nathaniel W. Polak
Steve Andris		M. Howard Williams

	Dog Track — Monticello	
55 Racing Days —	July 1, 1981 to Sept. 4, 1981	— 64 Performances
25	Sept. 5, 1981 to Oct. 3, 1981	31
25	May 28, 1982 to June 30, 1982	30
<u>105</u>		<u>125</u>

Pari-Mutuel Handle	\$14,345,370.00
Average Performance	114,762.96
Average Wager per Capita	88.55
<i>(Based on Taxable Admissions)</i>	
Total Paid Attendance	162,010
Average Paid Attendance per Performance	1,296

Distribution of Handle

Redistributed to Public as Winnings \$11,509,576.18

Paid to State

Daily License Fee	\$ 124,240.00
Tax on Handle	852,748.11
Breakage	49,298.37
Total for State	\$ 1,026,286.48

Retained by Track/Fronton \$ 1,602,896.30

Restricted Funds:

Withheld for Additional Purses	68,870.52
Withheld for Capital Improvement	137,740.52
Total for Track/Fronton	\$ 1,809,507.34

Grand Total Handle \$14,345,370.00

Other State Income

Admission Tax	\$ 16,201.00
Occupational Licenses	9,583.00
Kennel Names	450.00
Total Other State Income	<u>\$ 26,234.00</u>

Total Purses Paid: \$380,569.24 — 1980-1981 Season
Seating Capacity: 1,800 — Parking: 1,900 spaces
Overall Length of Track: 1,426 feet
Length of Stretch: 361 feet — Width of Track: 20 feet
Equipment: Single, Inside Lure, American Totalisator, Inc.

ORANGE PARK KENNEL CLUB, INC.
P. O. Box 41309, Jacksonville, Florida 32203

Officers

James J. Patton, *President*
Charles W. Bidwill, *1st Vice President* John J. Patton, *2nd Vice President*
Donald W. Howell, *Secretary* Robt. J. Pitocchelli, *Asst. Secretary*
William H. Johnston, *Treasurer* John C. Howell, *Asst. Treasurer*

Directors

Donald W. Howell James J. Patton John J. Patton
Charles W. Bidwill John C. Howell
William H. Johnston, Jr. Robert J. Pitocchelli

Dog Track — Jacksonville
108 Racing Days — Nov. 30, 1981 to April 3, 1982 — 143 Performances

Pari-Mutuel Handle	\$42,993,146.00
Average Performance	300,651.37
Average Wager per Capita	103.77
<i>(Based on Taxable Admissions)</i>	
Total Paid Attendance	414,301
Average Paid Attendance per Performance	2,897

Distribution of Handle	
Redistributed to Public as Winnings	\$34,737,023.22

Paid to State	
Daily License Fee	\$ 140,240.00
Tax on Handle	2,995,779.07
Breakage	91,182.44
Total for State	\$ 3,227,201.51

Retained by Track/Fronton	\$ 4,595,114.21
Restricted Funds:	
Withheld for Additional Purses	216,903.53
Withheld for Capital Improvement	216,903.53
Total for Track/Fronton	\$ 5,028,921.27

Grand Total Handle	<u>\$42,993,146.00</u>
--------------------------	------------------------

Other State Income	
Admission Tax	\$ 48,827.80
Occupational Licenses	1,260.00
Kennel Names	50.00
Total Other State Income	<u>\$ 50,137.80</u>

Total Purses Paid: \$1,336,240.97
Seating Capacity: 4,050 — Parking: 4,000 spaces
Overall Length of Track: 1,408 feet
Length of Stretch: 350 feet — Width of Track: 20 feet
Equipment: Single, Outside Lure, American Totalisator, Inc.

ST. PETERSBURG KENNEL CLUB, INC.
 10490 Gandy Boulevard, St. Petersburg, Florida 33702

Officers

A. V. Weaver, Jr. *President* Mrs. William N. Hankins, *Vice President*
 Mrs. John E. Brooks, *Vice-President* William B. Heindel, *Sec'y.-Treasurer*

Directors

Patricia C. Baynard	Glenn E. Loughridge	Wm. B. Heindel
Mrs. John E. Brooks	A.J. Weaver, Jr.	Mrs. Wm. N. Hankins
	Harry M. Piper	

Dog Track — St. Petersburg

101 Racing Days — Jan. 5, 1982 to May 6, 1982 — 153 Performances

Pari-Mutuel Handle	\$96,466,738.00
Average Performance	630,501.56
Average Wager per Capita	90.62
<i>(Based on Taxable Admissions)</i>	
Total Paid Attendance	1,066,477
Average Paid Attendance per Performance	6,970

Distribution of Handle

Redistributed to Public as Winnings	\$77,912,140.34
---	-----------------

Paid to State

Daily License Fee	\$ 149,680.00
Tax on Handle	7,040,772.05
Breakage	301,903.77
Total for State	\$ 7,492,355.82

Retained by Track/Fronton	\$10,130,008.54
---------------------------------	-----------------

Restricted Funds:

Withheld for Additional Purses	466,116.65
Withheld for Capital Improvement	466,116.65

Total for Track/Fronton	\$11,062,241.84
--------------------------------------	------------------------

Grand Total Handle	\$96,466,738.00
---------------------------------	------------------------

Other State Income

Admission Tax	\$ 114,916.09
Occupational Licenses	9,842.00
Kennel Names	50.00

Total Other State Income	\$ 124,808.09
---------------------------------------	----------------------

Total Purses Paid: \$2,934,745.05

Seating Capacity: 8,300 — Parking: 5,000 spaces

Overall Length of Track: 1,320 feet

Length of Stretch: 224 feet — Width of Track: 21 feet

Equipment: Single, Inside Lure, Autotote, Ltd.

SANFORD-ORLANDO KENNEL CLUB, INC.
Longwood, Florida 32750

Officers

Mrs. Katharine A. Nichols, *President*
 Miss Mary M. Kelly, *Executive Vice-President & Treasurer*
 Jack G. Collins, *Vice-President & Secretary*
 Miss Catherine M. Kelly, *Assistant Secretary & Assistant Treasurer*
 Jerry Collins, *Chairman of the Board*

Directors

Jerry Collins, *Chairman*
 Miss Mary M. Kelly Mrs. Katherine A. Nichols

Dog Track — Longwood
 105 Racing Days — Dec. 26, 1981 to May 1, 1982 — 159 Performances

Pari-Mutuel Handle	\$47,986,444.00
Average Performance	301,801.53
Average Wager per Capita	91.66
<i>(Based on Taxable Admissions)</i>	
Total Paid Attendance	523,512
Average Paid Attendance per Performance	3,293

Distribution of Handle

Redistributed to Public as Winnings **\$38,770,627.15**

Paid to State

Daily License Fee	\$ 155,520.00
Tax on Handle	3,344,869.78
Breakage	122,719.25
Total for State	\$ 3,623,109.03

Retained by Track/Fronton **\$ 5,122,152.38**

Restricted Funds:

Withheld for Additional Purses	235,277.72
Withheld for Capital Improvement	235,277.72

Total for Track/Fronton **\$ 5,592,707.82**

Grand Total Handle \$47,986,444.00

Other State Income

Admission Tax	\$ 68,056.56
Occupational Licenses	5,194.00
Kennel Names	150.00

Total Other State Income **\$ 73,400.56**

Total Purses Paid: \$1,468,391.00

Seating Capacity: 4,000 — Parking: 4,000 spaces

Overall Length of Track: 1,320 feet

Length of Stretch: 322 feet — Width of Track: 18 feet

Equipment: Double, Inside Lure, Autotote, Ltd.

SEMINOLE GREYHOUND PARK, INC.
2000 Seminola Blvd., Casselberry, Florida 32707

Officers

Tom E. Blayney, *President*
Jack C. Demetree, *Vice President* Paul Dervaes, *Vice President*
Harris Dunn, *Secretary and Treasurer*

Dog Track — Seminole		
52 Racing Days —	July 6, 1981 to Aug. 29, 1981	— 79 Performances
51	May 3, 1982 to June 30, 1982	75
103		154

Pari-Mutuel Handle	\$25,483,078.00
Average Performance	165,474.53
Average Wager per Capita	96.85
<i>(Based on Taxable Admissions)</i>	
Total Paid Attendance	263,131
Average Paid Attendance per Performance	1,709

Distribution of Handle	
Redistributed to Public as Winnings	\$20,593,817.81

Paid to State	
* Daily License Fee	\$ 152,720.00
Tax on Handle	1,644,113.92
Breakage	74,566.53
Total for State	\$ 1,871,400.45

Retained by Track/Fronton	\$ 2,781,596.90
Restricted Funds:	
Withheld for Additional Purposes	118,131.42
Withheld for Capital Improvement	118,131.42
Total for Track/Fronton	\$ 3,017,859.74

Grand Total Handle	\$25,483,078.00
--------------------------	-----------------

Other State Income	
Admission Tax	\$ 43,999.15
Occupational Licenses	14,947.00
Kennel Names	500.00
Total Other State Income	\$ 59,446.15

* Daily License Fee in Litigation

Total Purses Paid: \$809,338.11
Seating Capacity: 3,850 — Parking: 2,500 spaces
Overall Length of Track: 1,320 feet
Length of Stretch: 258 feet — Width of Track: 20 feet
Equipment: Single, Inside Lure, Autotote, Ltd.

WEST FLAGLER ASSOCIATES, LTD.
P. O. Box 35-460, Miami, Florida 33135

General Partners
Sidney Lefcourt

Florence Hecht
David Hecht

Isabelle H. Amdur
Barbara Hecht

Dog Track — Miami		
56 Racing Days —	July 2, 1981 to Sept. 4, 1981	—85 Performances
47	Oct. 31, 1981 to Dec. 25, 1981	69
56	April 27, 1982 to June 30, 1982	87
<u>159</u>		<u>241 Performances</u>

Pari-Mutuel Handle	\$138,632,063.00
Average Performance	575,236.78
Average Wager per Capita	119.09
<i>(Based on Taxable Admissions)</i>	
Total Paid Attendance	1,164,107
Average Paid Attendance per Performance	4,830

Distribution of Handle

Redistributed to Public as Winnings \$111,902,077.25

Paid to State

Daily License Fee	\$ 241,360.00
Tax on Handle	10,078,136.81
Breakage	<u>422,186.01</u>
Total for State	\$10,741,682.82

Retained by Track/Fronton \$14,588,298.25

Restricted Funds:

Withheld for Additional Purses	697,901.33
Withheld for Capital Improvement	<u>702,103.35</u>

Total for Track/Fronton \$15,988,302.93

Grand Total Handle \$138,632,063.00

Other State Income

Admission Tax	\$ 127,816.49
Occupational Licenses	39,318.00
kennel Names	<u>2,150.00</u>
Total Other State Income	<u>\$ 169,284.49</u>

Total Purses Paid: \$2,519,831.54 1981-1982 Season

Seating Capacity: 13,000 — Parking: 6,700 spaces

Overall Length of Track: 1,320 square feet

Length of Stretch: 333 feet — Width of Track: 21 feet

Equipment: Double, Inside Lure, Autotote, Ltd.

DANIA JAI-ALAI PALACE, INC.
P. O. Box 96, Dania, Florida 33004

Officers

Stephen F. Snyder, *President* Owen P. Bell, *Sr. Vice Pres. & Sec'y.-Treas.*
D.R. Knox, *Vice-President, General Manager*
Fred S. Chase, *Vice-President, Comptroller*

Directors

Stephen F. Snyder D.R. Knox Owen P. Bell

Jai-Alai — Dania

109 Playing Days — Dec. 11, 1981 to April 17, 1982 — 159 Performances

Pari-Mutuel Handle	\$42,965,950.00
Average Performance	270,226.10
Average Wager per Capita	66.32
<i>(Based on Taxable Admissions)</i>	
Total Paid Attendance	647,900
Average Paid Attendance per Performance	4,075

Distribution of Handle

Redistributed to Public as Winnings	\$34,583,790.00
---	-----------------

Paid to State

Daily License Fee	\$ 152,640.00
Tax on Handle	2,768,357.52
Breakage	71,624.95
Total for State	\$ 2,992,622.47

Retained by Track/Fronton	\$ 5,207,175.56
---------------------------------	-----------------

Restricted Funds:

Withheld for Capital Improvement	182,361.97
Total for Track/Fronton	\$ 5,389,537.53

Grand Total Handle	\$42,965,950.00
--------------------------	-----------------

Other State Income

Admission Tax	\$ 84,227.00
Occupational Licenses	2,069.00
Total Other State Income	\$ 86,296.00

Total Player's Compensation: \$894,026.00
Seating Capacity: 5,600 — Parking: 2,000 spaces
Height of Overhead: 45 feet
Length of Court: 178 feet — Width of Court: 50 feet
Equipment: Autotote, Ltd.

FLORIDA JAI-ALAI, INC.
P. O. Box 107, Fern Park, Florida 32730

Officers

Hort A. Soper II, *President-Treasurer* Elizabeth A. Calder, *Vice-President*
 Bonnie J. Botos, *Secretary*

Directors

Hort A. Soper II William B. Modahl Elizabeth A. Calder

Jai-Alai — Fern Park

106 Playing Days — Aug. 20, 1981 to Dec. 28, 1981 — 159 Performances

Pari-Mutuel Handle	\$26,319,670.00
Average Performance	165,532.52
Average Wager per Capita	78.71
<i>(Based on Taxable Admissions)</i>	
Total Paid Attendance	334,386
Average Paid Attendance per Performance	2,103

Distribution of Handle

Redistributed to Public as Winnings **\$21,191,860.39**

Paid to State

Daily License Fee	\$ 152,640.00
Tax on Handle	1,586,471.64
Breakage	43,521.53
Total for State	\$ 1,782,633.17

Retained by Track/Fronton **3,246,038.02**

Restricted Funds:

Withheld for Capital Improvement **99,138.42**

Total for Track/Fronton **\$ 3,345,176.44**

Grand Total Handle **\$26,319,670.00**

Other State Income

Admission Tax	\$ 43,470.18
Occupational Licenses	3,172.00
Total Other State Income	<u>\$ 46,642.18</u>

Total Player's Compensation: \$554,443.64

Seating Capacity: 3,073 — Parking: 1,500 spaces

Height of Overhead: 48 feet

Length of Court: 180 feet — Width of Court: 50 feet

Equipment: Autotote, Ltd.

FT. PIERCE JAI-ALAI, INC.
 Rural Route #1, Kings Highway, Ft. Pierce, Florida 33450

Officers

Richard P. Donovan, *President* Gerald D. Coakley, *Vice-President*
 H. Paul Rico, *Secretary* Rudy Angulo, *Treasurer*

Jai-Alai — Fort Pierce		
36 Playing Days —	July 1, 1981 to Sept. 7, 1981	— 54 Performances
<u>82</u>	March 15, 1982 to June 30, 1982	<u>94</u>
98		148

Pari-Mutuel Handle	\$17,437,442.00
Average Performance	117,820.55
Average Wager per Capita	75.00
<i>(Based on Taxable Admissions)</i>	
Total Paid Attendance	232,503
Average Paid Attendance per Performance	1,571

Distribution of Handle	
Redistributed to Public as Winnings	\$14,038,813.59

Paid to State	
Daily License Fee	\$ 142,080.00
Tax on Handle	975,358.48
Breakage	<u>25,956.61</u>
Total for State	\$ 1,143,395.09

Retained by Track/Fronton	\$ 2,186,736.94
Restricted Funds:	
Withheld for Capital Improvement	<u>68,496.38</u>
Total for Track/Fronton	\$ 2,255,233.32

Grand Total Handle	<u>\$17,437,442.00</u>
--------------------------	------------------------

Other State Income	
Admission Tax	\$ 30,225.39
Occupational Licenses	<u>5,972.00</u>
Total Other State Income	<u>\$ 36,197.39</u>

Total Player's Compensation: \$895,000.00
 Seating Capacity: 2,420 — Parking: 2,000 spaces
 Height of Overhead: 40 feet
 Length of Court: 176 feet — Width of Court: 50 feet
 Equipment: Autotote, Ltd.

THE FRONTON, INC.
1415 West 45th Street, West Palm Beach, Florida 33407

Officers

Arthur W. Silvester, Sr. *President*
Arthur W. Silvester, Jr., *Executive Vice-President & Secretary*
Renee T. Silvester, *Treasurer*

Directors

Arthur W. Silvester, Sr., *Chairman*
Arthur W. Silvester, Jr. Renee T. Silvester

Jai-Alai — West Palm Beach
105 Playing Days— Nov. 6, 1981 to March 13, 1982 —159 Performances

Pari-Mutuel Handle	\$33,953,275.00
Average Performance	213,542.61
Average Wager per Capita	75.84
<i>(Based on Taxable Admissions)</i>	
Total Paid Attendance	447,686
Average Paid Attendance per Performance	2,816

Distribution of Handle

Redistributed to Public as Winnings	\$27,333,777.84
---	-----------------

Paid to State

Daily License Fee	\$ 152,640.00
Tax on Handle	2,128,457.52
Breakage	54,212.19
Total for State	\$ 2,335,309.71

Retained by Track/Fronton	4,145,893.52
---------------------------------	--------------

Restricted Funds:

Withheld for Capital Improvement	138,293.93
Total for Track/Fronton	\$ 4,284,187.45

Grand Total Handle	\$33,953,275.00
---------------------------------	------------------------

Other State Income

Admission Tax	\$ 58,199.18
Occupational Licenses	6,616.00
Total Other State Income	\$ 64,815.18

Total Player's Compensation: \$888,580.93

Seating Capacity: 7,000 — Parking: 2,500 spaces

Height of Overhead: 50 feet

Length of Court: 170 feet — Width of Court: 55 feet

Equipment: Western Totalisator, Ltd.

GOLDEN CROWN CORPORATION

Big Bend Jai-Alai

P. O. Box 388, Quincy, Florida 32351

Officers

Hort A. Soper, *President-Treasurer*

Elizabeth A. Calder, *Vice-President*

Bonnie J. Botos, *Secretary*

Directors

Hort A. Soper

William Modahl

Elizabeth A. Calder

Jai-Alai — Quincy

109 Playing Days — Sept. 17, 1981 to May 3, 1982 — 140 Performances

Pari-Mutuel Handle	\$12,496,780.00
Average Performance	89,262.71
Average Wager per Capita	86.73
<i>(Based on Taxable Admissions)</i>	
Total Paid Attendance	144,094
Average Paid Attendance per Performance	1,029

Distribution of Handle

Redistributed to Public as Winnings \$10,065,386.26

Paid to State

Daily License Fee	\$ 84,000.00
Tax on Handle	638,771.49
Breakage	20,115.64
Total for State	\$ 742,887.13

Retained by Track/Fronton 1,645,543.01

Restricted Funds:

Withheld for Capital Improvement 42,963.60

Total for Track/Fronton \$ 1,688,506.61

Grand Total Handle \$12,496,780.00

Other State Income

Admission Tax	\$ 18,864.30
Occupational Licenses	2,160.00

Total Other State Income \$ 21,024.30

Total Player's Compensation: \$603,289.19

Seating Capacity: 2,100 — Parking: 1,100 spaces

Height of Overhead: 48 feet

Length of Court: 180 feet — Width of Court: 50 feet

Equipment: Autotote, Ltd.

MIAMI JAI-ALAI, INC.
 3500 N.W. 37th Avenue, Miami, Florida 33142

Officers
Richard P. Donovan, President
H. Paul Rico, Vice-President

Jai-Alai — Miami

105 Playing Days — Dec. 25, 1981 to April 30, 1982 — 159 Performances

Pari-Mutuel Handle	\$60,410,645.00
Average Performance	379,941.16
Average Wager per Capita	83.85
<i>(Based on Taxable Admissions)</i>	
Total Paid Attendance	720,442
Average Paid Attendance per Performance	4,531

Distribution of Handle

Redistributed to Public as Winnings \$48,550,205.93

Paid to State

Daily License Fee	\$ 152,640.00
Tax on Handle	4,006,930.86
Breakage	78,440.22
Total for State	<u>\$ 4,238,011.08</u>

Retained by Track/Fronton 7,292,038.08

Restricted Funds:

Withheld for Capital Improvement 330,389.91

Total for Track/Fronton \$ 7,622,427.99

Grand Total Handle \$60,410,645.00

Other State Income

Admission Tax	\$ 93,657.46
Occupational Licenses	1,635.00
Total Other State Income	<u>\$ 95,292.46</u>

Total Player's Compensation: \$938,166.00

Seating Capacity: 5,153 — Parking: 3,500 spaces

Height of Overhead: 40 feet

Length of Court: 176 feet — Width of Court: 50 feet

Equipment: Autotote, Ltd.

OCALA JAI-ALAI, INC.
P. O. Box 548, Orange Lake, Florida 32681

Officers

Richard P. Donovan, *President*
Richard Gerrity, *Vice President & General Manager*
Thomas Contreras, *Assistant General Manager*

Jai-Alai — Ocala		
67 Playing Days —	July 1, 1981 to Oct. 30, 1981	— 102 Performances
31	Jan. 15, 1982 to March 8, 1982	47
<u>8</u>	June 18, 1982 to June 30, 1982	<u>12</u>
106		161

Pari-Mutuel Handle	\$16,627,025.00
Average Performance	103,273.45
Average Wager per Capita	73.18
<i>(Based on Taxable Admissions)</i>	
Total Paid Attendance	227,215
Average Paid Attendance per Performance	1,411

Distribution of Handle	
Redistributed to Public as Winnings	\$13,379,428.90

Paid to State	
Daily License Fee	\$ 154,560.00
Tax on Handle	894,743.91
Breakage	<u>25,753.53</u>
Total for State	\$ 1,075,057.44

Retained by Track/Fronton	2,100,213.70
Restricted Funds:	
Withheld for Capital Improvement	<u>72,324.96</u>
Total for Track/Fronton	\$ 2,172,538.66

Grand Total Handle

\$16,627,025.00

Other State Income	
Admission Tax	\$ 29,537.95
Occupational Licenses	<u>3,664.00</u>
Total Other State Income	<u>\$ 33,201.95</u>

Total Player's Compensation: \$1,233,000.00
Seating Capacity: 1,988 — Parking: 1,100 spaces
Height of Overhead: 50 feet
Length of Court: 176 feet — Width of Court: 48 feet
Equipment: Autotote, Ltd.

**SUMMER JAI-ALAI AT
MIAMI JAI-ALAI, INC.
3500 N.W. 37th Avenue, Miami, Florida 33142**

Officers

Richard P. Donovan, *President*
H. Paul Rico, *Vice-President*

Jai-Alai — Miami		
65 Playing Days —	July 1, 1981 to Sept. 14, 1981	— 98 Performances
<u>41</u>	May 14, 1982 to June 30, 1982	<u>62</u>
<u>106</u>		<u>160</u>

Pari-Mutuel Handle	\$46,892,406.00
Average Performance	293,077.54
Average Wager per Capita	85.11
<i>(Based on Taxable Admissions)</i>	
Total Paid Attendance	550,940
Average Paid Attendance per Performance	3,443

Distribution of Handle

Redistributed to Public as Winnings	\$37,681,449.47
---	-----------------

Paid to State

Daily License Fee	\$ 153,600.00
Tax on Handle	3,045,360.89
Breakage	<u>60,259.41</u>
Total for State	\$ 3,259,220.30

Retained by Track/Fronton	5,690,892.09
Restricted Funds:	
Withheld for Capital Improvement	<u>260,844.14</u>
Total for Track/Fronton	\$ 5,951,736.23

Grand Total Handle	<u>\$46,892,406.00</u>
--------------------------	------------------------

Other State Income

Admission Tax	\$ 71,623.11
Occupational Licenses	<u>6,995.00</u>
Total Other State Income	<u>\$ 78,618.11</u>

Total Player's Compensation: \$896,342.00
Seating Capacity: 5,153 — Parking: 3,500 spaces
Height of Overhead: 40 feet
Length of Court: 176 feet — Width of Court: 50 feet
Equipment: Autotote, Ltd.

SUMMERSPORT ENTERPRISES, LTD.

At Dania Jai-Alai
P. O. Box 96, Dania, Florida 33004

Officers

Stephen F. Snyder, *President*
Owen P. Bell, *Secretary-Treasurer* D. R. Knox, *General Manager*
Fred S. Chase, *Comptroller*

Directors

Partnership Gator Downs/Summerc corp

	Jai-Alai — Dania		
105 Playing Days —	July 1, 1981 to Nov. 28 1981	—	105 Performances
<u>1</u>	June 30, 1982		<u>1</u>
106			106

Pari-Mutuel Handle	\$31,559,340.00
Average Performance	297,729.62
Average Wager per Capita	74.17
<i>(Based on Taxable Admissions)</i>	
Total Paid Attendance	425,508
Average Paid Attendance per Performance	4,014

Distribution of Handle	
Redistributed to Public as Winnings	\$25,403,887.30

Paid to State	
Daily License Fee	\$ 101,760.00
Tax on Handle	2,052,563.25
Breakage	<u>51,965.43</u>
Total for State	\$ 2,206,288.68

Retained by Track/Fronton	3,815,193.53
Restricted Funds:	
Withheld for Capital Improvement	<u>133,970.49</u>
Total for Track/Fronton	\$ 3,949,164.02

Grand Total Handle	<u>\$31,559,340.00</u>
--------------------------	------------------------

Other State Income	
Admission Tax	\$ 55,316.04
Occupational Licenses	<u>6,249.00</u>
Total Other State Income	<u>\$ 61,565.04</u>

Total Player's Compensation: \$524,120.00
Seating Capacity: 5,600 — Parking: 2,000 spaces
Height of Overhead: 45 feet
Length of Court: 178 feet — Width of Court: 50 feet
Equipment: Autotote, Ltd.

VOLUSIA JAI-ALAI, INC.
P. O. Box 2630, Daytona Beach, Florida 32015

Officers

Milton J. Roth, *President & Treasurer*
Harry J. Olsen, *Vice-President & Secretary*

Directors

Milton J. Roth Harry J. Olsen Charles C. Clark

	Jai-Alai — Daytona Beach	
41 Playing Days —	July 1, 1981 to Aug. 17, 1981	— 55 Performances
<u>100</u>	Feb. 11, 1982 to June 30, 1982	<u>138</u>
141		193

Pari-Mutuel Handle	\$28,103,245.00
Average Performance	145,612.67
Average Wager per Capita	67.11
<i>(Based on Taxable Admissions)</i>	
Total Paid Attendance	418,778
Average Paid Attendance per Performance	2,170

Distribution of Handle	
Redistributed to Public as Winnings	\$22,623,829.30

Paid to State	
Daily License Fee	\$ 185,280.00
Tax on Handle	1,652,755.55
Breakage	<u>45,897.52</u>
Total for State	\$ 1,883,933.07

Retained by Track/Fronton	\$ 3,481,066.19
Restricted Funds:	
Withheld for Capital Improvement	<u>114,416.44</u>
Total for Track/Fronton	\$ 3,595,482.63

Grand Total Handle	<u>\$28,103,245.00</u>
--------------------------	------------------------

Other State Income	
Admission Tax	\$ 54,441.14
Occupational Licenses	<u>4,721.00</u>
Total Other State Income	<u>\$ 59,162.14</u>

Total Player's Compensation: \$665,951.00
Seating Capacity: 4,465 — Parking: 2,079 spaces
Height of Overhead: 48 feet
Length of Court: 176 feet — Width of Court: 50 feet
Equipment: Western Totalisator, Ltd.

TOURIST ATTRACTIONS, INC.
 1800 S.W. 3rd Street, Pompano Beach, Florida 33060

Officers

Frederick L. Van Lennep, *President* J. Donald Orth, *Vice-President*
 Hector Van Lennep, *Executive Vice-President & General Manager*
 Mary Ann Trees, *Secretary* William P. Van Buren, *Treasurer*
 Allen J. Finkelson, *Vice-President of Public Relations*

Directors

Frederick L. Van Lennep, *Chairman*

J. Donald Orth William P. Van Buren
 Hector Van Lennep Roy M. Tolleson, Jr.

Harness Horse Track — Pompano Beach

105 Racing Days — Nov. 12, 1981 to April 5, 1982 — 105 Performances

Pari-Mutuel Handle	\$52,779,085.00
Average Performance	502,657.95
Average Wager per Capita	98.07
<i>(Based on Taxable Admissions)</i>	
Total Paid Attendance	538,174
Average Paid Attendance per Performance	5,125

Distribution of Handle	
Redistributed to Public as Winnings	\$42,229,184.06

Paid to State	
Daily License Fee	\$ 118,900.00
Tax on Handle	702,482.75
Total for State	\$ 821,382.75

Retained by Track/Fronton	5,032,041.17
Restricted Funds:	
Withheld for Additional Purses	3,958,431.62
Withheld for Capital Improvement	450,586.71
Total for Track/Fronton	\$ 9,441,059.50

Florida Harness Horse Racing Promotion Trust Fund	
Breakage	\$ 287,458.69

Grand Total Handle	<u>\$52,779,085.00</u>
--------------------------	------------------------

Other State Income	
Admission Tax	\$ 105,671.47
Occupational Licenses	89,259.00
Stable Names	8,000.00
Total Other State Income	<u>\$ 202,930.47</u>

Total Purses Paid; \$4,068,700.00
 Seating Capacity: 8,260 — Parking: 10,000 spaces
 Overall Length of Track: 5/8 mile
 Length of Stretch: 660 feet — Width of Track: 90 feet
 Equipment: Cierva 764 Totalizater System

CALDER RACE COURSE, INC.
210th Street & N.W. 27th Avenue, Miami, Florida 33055

Officers

Kenneth Noe, Jr., <i>President</i>	Henry H. Taylor, Jr. <i>Secretary</i>
Charles V. McAdam, <i>Vice-President</i>	Russell N. Pearce, <i>Treasurer</i>

Directors

James H. Binger	Eduardo Benet	Henry H. Taylor, Jr.
Harry T. Mangurian, Jr.	Wheelock Whitney	James W. McLamore
R. Bunn Gautier, Jr.	Kenneth Noe, Jr.	Elmer F. Vickers, Jr.

Horse Track — North Dade County

98 Racing Days —	July 1, 1981 to Nov 10, 1981	— 98 Performances
<u>31</u>	May 17, 1982 to June 30, 1982	<u>31</u>
129		129

Pari-Mutuel Handle	\$132,501,517.00
Average Performance	1,027,143.54
Average Wager per Capita	155.17
<i>(Based on Taxable Admissions)</i>	
Total Paid Attendance	853,926
Average Paid Attendance per Performance	6,620

Distribution of Handle

Redistributed to Public as Winnings	\$106,103,489.00
---	------------------

Paid to State

Daily License Fee	\$ 129,000.00
Tax on Handle	<u>3,095,450.12</u>

Total for State	\$ 3,224,450.12
-----------------------	-----------------

Retained by Track/Fronton	\$ 11,384,658.97
---------------------------------	------------------

Restricted Funds:

Withheld for Additional Purses	9,937,614.12
Withheld for Capital Improvement	<u>1,100,527.45</u>

Total for Track/Fronton	\$ 22,422,800.54
-------------------------------	------------------

Florida Thoroughbred Breeders' Promotional Trust Fund

Breakage	\$ 750,777.34
----------------	---------------

Grand Total Handle	<u>\$132,501,517.00</u>
--------------------------	-------------------------

Other State Income

Admission Tax	\$ 133,155.07
Occupational Licenses	125,086.25
Stable Names	<u>15,000.00</u>

Total Other State Income	<u>\$ 273,241.32</u>
--------------------------------	----------------------

Total Purses Paid: \$10,724,380.00 1980-1981 Season
Seating Capacity: 17,000 — Parking: 10,000 spaces
Overall Length of Track: 1 mile oval 7/8 chute - 1 1/4
Length of Stretch: 990 feet — Width of Track: 65 feet +
Equipment: American Totalisator, Inc.

GULFSTREAM PARK RACING ASSOCIATION, INC.
Hallandale, Florida 33309

Officers

Douglas Donn, *President* Frank J. Pepper, Jr., *Vice President*
 Marc E. Cunningham, *Vice-President* Jack Blair, *Vice-President*
 Arthur I. Appleton, *Vice-President* Donn Flipse, *Secretary-Treasurer*

Directors

Fred C. Flipse Jack Blair Helen D. Flipse
 Mary Anna Fowler Marc E. Cunningham James K. Appleton
 Arthur I. Appleton Douglas Donn Frank J. Pepper, Jr.
 Martha O. Appleton Harrison Eiteljorg Leonard Romanik

Horse Track — Hallandale

57 Racing Days — March 8, 1982 to May 15, 1982 - 57 Performances

Pari-Mutuel Handle	\$85,543,605.00
Average Performance	1,500,765.00
Average Wager per Capita	175.99
<i>(Based on Taxable Admissions)</i>	
Total Paid Attendance	486,067
Average Paid Attendance per Performance	8,527

Distribution of Handle

 Redistributed to Public as Winnings \$ 68,568,991.10

Paid to State

Daily License Fee	\$ 57,000.00
Tax on Handle	2,258,639.00
Total for State	\$ 2,315,639.00

Retained by Track/Fronton \$ 7,068,001.78

 Restricted Funds:

Withheld for Additional Purses	6,415,770.52
Withheld for Capital Improvement	693,338.25

 Total for Track/Fronton \$ 14,177,110.55

Florida Thoroughbred Breeders' Promotional Trust Fund

 Breakage \$ 481,864.35

Grand Total Handle \$ 85,543,605.00

Other State Income

Admission Tax	\$ 146,655.10
Occupational Licenses	24,123.00
Stable Names	5,500.00

 Total Other State Income \$ 176,278.10

Total Purses Paid: \$7,221,395.00

Seating Capacity: 19,900 — Parking: 14,750 spaces

Overall Length of Track: 1 mile (Main Dirt Track)

Length of Stretch: 952 feet — Width of Track: 80 feet

Equipment: American Totalisator, Inc. Cash-Sell System

HIALEAH, INC.
P. O. Box 158, Hialeah, Florida 33011

Officers

John J. Brunetti, *President*
Angelo Testa, *Vice President* Gail O. Kent, *Secretary/Treasurer*

Directors

John W. Galbreath	John J. Brunetti	William C. Fisher
A. J. Capeletti	Anna G. Brunetti	Richard E. Gerstein
P. A. B. Widener		Harold Snowden

Horse Track — Hialeah
50 Racing Days — Jan. 8, 1982 to May 6, 1982 — 50 Performances

Pari-Mutuel Handle	\$92,769,564.00
Average Performance	1,855,391.28
Average Wager per Capita	185.95
<i>(Based on Taxable Admission)</i>	
Total Paid Attendance	498,906
Average Paid Attendance per Performance	9,978

Distribution of Handle	
Redistributed to Public as Winnings	\$74,390,782.06

Paid to State	
Daily License Fee	\$ 50,300.00
Tax on Handle	2,772,645.64
Total for State	\$ 2,822,945.64

Retained by Track/Fronton	\$ 7,324,370.49
Restricted Funds:	
Withheld for Additional Purses	6,957,717.42
Withheld for Capital Improvement	741,558.59
Total for Track/Fronton	\$15,023,646.50

Florida Thoroughbred Breeders' Promotional Trust Fund	
Breakage	\$ 532,189.80

Grand Total Handle	\$92,769,564.00
--------------------------	-----------------

Other State Income	
Admission Tax	\$ 150,905.59
Occupational Licenses	33,507.00
Stable Names	3,800.00
Total Other State Income	\$ 188,212.59

Total Purses Paid: \$7,092,684.00
Seating Capacity: 16,211 — Parking: 14,000 spaces
Overall Length of Track: 1-1/8 mile oval
Length of Stretch: 1,075 feet — Width of Track: 90 feet
Equipment: Autotote, Ltd.

***POMPANO PARK, INC.**
1800 S.W. 3rd Street, Pompano Beach, Florida 33060

Officers

J. Donald Orth, *President*
Hector Van Lennep, *Executive Vice-President & General Manager*
Mary Ann Trees, *Secretary* William P. Van Buren, *Treasurer*
Allen J. Finkelson, *Vice-President of Public Relations*

Directors

Hector Van Lennep J. Donald Orth William P. Van Buren
Roy M. Tolleson, Jr. Frederick L. Van Lennep, *Chairman*

Quarter Horse Track — Pompano Beach

24 Racing Days —	July 1, 1981 to Aug. 1, 1981	— 24 Performances
<u>29</u>	May 19, 1982 to June 30, 1982	<u>29</u>
53		53

Pari-Mutuel Handle	\$10,436,779.00
Average Performance	196,920.36
Average Wager per Capita	83.49
<i>(Based on Taxable Admissions)</i>	
Total Paid Attendance	125,001
Average Paid Attendance per Performance	2,359

Distribution of Handle	
Redistributed to Public as Winnings	\$ 8,331,918.45

Paid to State	
Daily License Fee	\$ 53,800.00
Total for State	\$ 53,800.00

Retained by Track/Fronton	\$ 1,164,858.13
Restricted Funds:	
Minimum Purse Requirements	626,206.74
Withheld for Capital Improvement	92,312.25
Total for Track/Fronton	\$ 1,883,377.12

Florida Quarter Horse Racing Promotion Trust Fund	
Breakage	\$ 63,315.64
1% of P/M Handle	104,367.79
.....	\$ 167,683.43

Grand Total Handle	<u>\$10,436,779.00</u>
--------------------------	------------------------

Other State Income	
Admission Tax	\$ 17,239.50
Occupational Licenses	26,024.00
Stable Names	1,450.00
Total Other State Income	<u>\$ 44,713.50</u>

*Formerly: Gator Downs Racing, Inc.

Total Purses Paid: \$1,324,218.25
Seating Capacity: 8,260 — Parking: 10,000 spaces
Overall Length of Track: 5/8 mile; 1/4 mile chute & 870 yard chute
Length of Stretch: 660 feet — Width of Track: 90 feet
Equipment: Cierva 764 Totalizator System

NOTES

