


52nd Annual Report



DIVISION OF PARI-MUTUEL WAGERING
of the
DEPARTMENT OF BUSINESS REGULATION
THE FISCAL YEAR ENDING JUNE 30, 1983



GOVERNOR BOB GRAHAM



52nd Annual Report

of the

DEPARTMENT OF BUSINESS REGULATION

DIVISION OF PARI-MUTUEL WAGERING

to the

HONORABLE BOB GRAHAM

Governor of Florida

FOR THE FISCAL YEAR ENDING

JUNE 30, 1983



TABLE OF CONTENTS

	Page
COMMENTARY	3-9
COMPARATIVE DATA	10-16
COMBINED BALANCE SHEET — ALL FUND TYPES AND ACCOUNT GROUPS (Exhibit A)	Fold-Out 17
COMBINED STATEMENT OF REVENUE EXPENDITURES AND CHANGES IN FUND BALANCES (Exhibit B)	Fold-Out 19
COMBINING BALANCE SHEET — SPECIAL REVENUE FUND (Exhibit C)	Fold-Out 21
BALANCE SHEET — CAPITAL PROJECTS FUND	23
COMBINING BALANCE SHEET — FIDUCIARY FUNDS (Exhibit D)	Fold-Out 25
FLORIDA THOROUGHBRED BREEDERS PROMOTIONAL TRUST FUND — STATEMENT OF REVENUE, EXPENDITURES AND CHANGES IN FUND BALANCE (Exhibit E)	27
SCHEDULE OF GENERAL FIXED ASSETS — BY SOURCE	28
SCHEDULE OF GENERAL LONG TERM DEBT	29
SUPPLEMENTAL SCHEDULES	30-36
SUMMARY OF RACING REVENUES FOR REGULAR PERFORMANCES (Exhibit F)	Fold-Out 37
SUMMARY OF RACING REVENUES FOR CHARITY/ SCHOLARSHIP DAY PERFORMANCES (Exhibit G)	Fold-Out 39
SUMMARY OF RACING REVENUES	41
SCHOLARSHIP FUND DAY RECEIPTS (Exhibit H)	42
ESCHEAT PARI-MUTUEL TICKETS RECEIPTS (Exhibit I)	43
PARI-MUTUEL REVENUE COLLECTED BY GEOGRAPHICAL LOCATION (Exhibit J)	44
PAID ATTENDANCE, PARI-MUTUEL HANDLE, STATE REVENUE (Exhibit K)	46
ADDITIONAL DAYS GRANTED FOR CHARITABLE PURPOSES (Exhibit L)	47
LIST OF OFFICERS, DIRECTORS AND STATISTICAL SUMMARIES OF ASSOCIATIONS:	
Greyhound Tracks	50
Jai-Alai Frontons	68
Harness Tracks	80
Horse Tracks	81
Quarter Horse Tracks	86

<p>Pursuant to Section 283.27, F.S., this public document was promulgated at an annual cost of \$4,472 (\$6.39 per copy) in compliance with Section 550.02(2), F.S.</p>

Fifty-Second Annual Report

to the

GOVERNOR OF FLORIDA

from

DEPARTMENT OF BUSINESS REGULATION

DIVISION OF PARI-MUTUEL WAGERING

and the

FLORIDA PARI-MUTUEL COMMISSION

July 1, 1982 through June 30, 1983

July 1, 1983

The Honorable Bob Graham
Governor of Florida
Tallahassee, Florida

Dear Governor Graham:

The Florida Pari-Mutuel Commission and the Division of Pari-Mutuel Wagering submit the Fifty-Second Annual Report for the period beginning July 1, 1982 and ending June 30, 1983, in compliance with the requirements of Chapters 20.16(4)(d) and 550.02(2), Florida Statutes.

The Pari-Mutuel Commission has the legislative authority and responsibility for awarding racing dates; hearing appeals of all decisions which relate to the suspension or revocation of a permittee's license; making recommendations to the Division regarding new or existing rules for all racing and jai-alai operations; and issuing an annual report to the Governor and Legislature on the racing and jai-alai industries in Florida. During this period Dr. Leon G. van Wert stepped down as chairman of the Florida Pari-Mutuel Commission to accept the office of vice-chairman. Dr. van Wert had served as chairman since 1979, and his leadership and direction are appreciated. Commission member Stephen Abramson, a builder-developer from West Palm Beach, was appointed chairman by the Governor. Commission member Cope Newbern resigned from the Commission. The Division wishes to express its thanks to Mr. Newbern for his services to the State over the last three years. Mr. Theodore J. Couch, a banker and hotel owner from Tampa, was appointed to the Commission by the Governor in January of this fiscal year.

The Division of Pari-Mutuel Wagering underwent structural changes this year with the creation of the Assistant Director position. Mr. Robert M. Rosenberg, previously Chief of the Bureau of Horseracing Operations, was appointed to that position in September. At the same time, a new Revenue Administration Section was created, providing for more able and efficient administration of the Division's revenue collection and financial regulatory activities.

The Annual Report presents an accurate record of the activities of the Division and the pari-mutuel industry during the fiscal year. The records, files and documents from which the Report is compiled are maintained at the Division office in the State Office Building, 1350 Northwest 12 Avenue, Room 332, Miami, Florida 33136-2169. These records are open for inspection to all persons during regular business hours.

NATIONAL COORDINATION

The Division is an active member of the National Association of State Racing Commissioners (NASRC), an organization representing all states which have authorized pari-mutuel activities. Membership in the organization makes it possible to coordinate records from all racing jurisdictions and the exchange of information and ideas necessary for effective regulation. Under a reciprocity agreement among all member states, each racing authority recognizes decisions and rulings made by the other states.

The 49th Annual Convention was held in Portland, Oregon, April 5-8 of this year. Mr. Billy Vessels was unanimously elected First Vice President of the N.A.S.R.C. The Division of Pari-Mutuel Wagering is represented on the following committees:

- Executive Committee — Billy Vessels, 1st Vice Chairman
- Member at Large — Stephen Abramson
- Finance Committee — Billy Vessels
- Judiciary & Legislative — Robert M. Smith, Jr.
- Public Safety & Security — Stephen Abramson
- Uniform Rules — Stephen Abramson, Chairman Billy Vessels
- Greyhound Racing Committee — Robert M. Smith, Jr.
- Veterinary-Chemist Advisory — Dr. Wayne C. Duer

Florida continues to be a subscriber to the National Association of State Racing Information System (NASRIS). This system permits the Division to have instant access to a computer located in Lexington, Kentucky which contains a complete record of all decisions and rulings issued by all racing states. This invaluable system gives the Division the capability of precluding ineligible persons from participating in pari-mutuel activities in Florida.

PERMIT HOLDERS

Thirty-nine permits to conduct pari-mutuel wagering have been granted by the Division. During the fiscal year, pari-mutuel activities were conducted at 34 facilities under 38 permits. One permit, the quarter horse permit for Gulfstream Park Racing Association, Inc., did not operate pari-mutuel wagering activities this year.

New applications for pari-mutuel permits were received from the Arabian Racing Corporation and the Ocala Breeders Sales Company, Inc., both for quarterhorse racing. The Arabian Racing Corporation's application was withdrawn. The Division denied the Ocala Breeder's Sales Company, Inc.'s application based upon an Attorney General's opinion of April 7, 1983, which ruled that Agricultural Marketing Cooperatives created pursuant to Chapter 618, F.S. were not entitled to hold pari-mutuel wagering permits.

Detailed statistical analyses of each of the tracks and frontons which operated during the 1982-1983 fiscal year are included in the exhibits of this Report.

LICENSE SECTION

All persons employed in any capacity at the tracks and frontons must be fingerprinted, photographed and licensed. During the fiscal year, 32,866 occupational licenses were issued.

Florida continues to subscribe to the National Association of State Racing Information Systems (NASRIS), which maintains a complete record of licensees and any decisions or rulings issued by all racing states. In conjunction with the NASRIS system, the License Section uses data processing equipment to maintain a complete record of each person licensed. Also, the 14 micro-readers being used at the various operating pari-mutuel facilities has enabled the Division to maintain stricter control on the eligibility of applicants for licensing.

Under a reciprocity agreement between member states of the National Association of State Racing Commissioners and in compliance with Chapter 550.10(4), Florida Statutes, the State of Florida recognizes decisions and rulings made by other states.

During the 1982-83 fiscal year the Division contracted with a computer software consultant to design an automated license issuance system. Initial tests of the system have been promising, and the first phase is expected to become operational on July 1, 1983. The automated system will provide instant information retrieval as well as increasing the efficiency of the State's licensing system. This program pioneers the use of electronic data processing in the field of pari-mutuel licensing and is already gaining national attention.

LEGISLATION

The following bills were passed this fiscal year that relate to pari-mutuel wagering:

1. Chapter 83-13; An Act Relating to Horse Shows; creates the periods for the filing of applications for horse show promoter's occupational licenses; provides for penalties for noncompliance; authorizes the Division to go to Circuit Court to enforce the provisions of Chapter 535.19 and 535.21, F.S.

2. Chapter 83-133; An Act Relating to Jai-Alai; amending Section 551.12, F.S., and Section 550.162(4), F.S., 82 Supp.; removing the requirements that the last greyhound race or jai-alai game on a Saturday evening start no later than midnight.

3. Chapter 83-410; An Act Relating to Flagler County; amending the distribution and expenditure of certain jai-alai and race tracks monies in Flagler County.

4. Chapter 83-56; An Act Relating to the Division of Pari-Mutuel Wagering, reenact the provisions of the prior year's Ch. 82-149 which was declared unconstitutional by the First District Court of Appeals due to a technical flaw; authorizes the Division to exclude certain individuals from pari-mutuel facilities; authorizes the Division to permit the use of certain medications by rule; substantially revises and simplifies the laws governing charity day performances.

BUREAU OF LABORATORY SERVICES

The primary function of the Bureau of Laboratory Services is the finding and reporting of illegal drugs in samples taken from Florida's racing greyhounds or horses. To fulfill this function the Bureau must maintain an ongoing research and development program on new and problem drugs. To this end the State government is providing necessary funding for research and development to the Bureau. This funding allows the Bureau to participate in the National Association of State Racing Commissioner's Quality Assurance Program and to fund certain research at the University of Florida.

During the year, the Bureau received 51,974 official samples for analyses. These samples were subjected to 133,242 analyses which resulted in 100 positive reports. All such drug positive reports are submitted to the Division Director for appropriate regulatory and legal action.

The Bureau continues to act in a consultant and training capacity to allied racing jurisdictions in Columbia, Jamaica, Panama, and Puerto Rico. Each of these jurisdictions has sent their official scientists to study the scientific methods of the Bureau.

CAPITAL IMPROVEMENTS

In 1979 the Legislature authorized that commissions be withheld to be used for the purpose of capital improvements to pari-mutuel facilities under Chapter 550.16(2), F.S. The Pari-Mutuel Commission is charged with authorizing three expenditures, and the Division monitors the funds' balances and recommends Commission action.

As of June 30, 1983 a total of \$18,535,150. In expenditures has been authorized by the Pari-Mutuel Facilities.

SCOPE OF PARI-MUTELS

The pari-mutuel handle for the 1982-83 racing season was up 2.44%. The State's income from pari-mutuel activities once again exceeded the \$100 million mark. The importance of racing revenue to the tax structure of Florida cannot be underestimated, as many worthwhile state and local projects are dependent upon this source of income.

Florida had 5,090 pari-mutuel performances during the fiscal year.

The sum of \$115,740,364.94 was collected from all sources by the Division the fiscal year. Of this amount \$4,587,241.53 was expended in regulating the operation of the entire industry.

The sum of \$29,915,500 was distributed to the 67 counties, each county receiving \$446,500. This is the maximum amount permitted because of a ceiling placed on such distribution by the 1971 Legislature.

An additional amount of \$20,130,000 which under the former statute would have distributed to the counties was deposited in the State General Revenue Fund.

In addition, \$53,550,979.88 was deposited in the State General Revenue Fund to support the varied functions of our state government.

Other monies were distributed to the Racing Promotional Trust Fund, Racing Scholarship Trust Fund, and the State School Trust Fund, as enumerated in Schedule " "; Statement of Cash Receipts and Disbursements.

A recapitulation of the pari-mutuel handle, attendance, and tax revenue amounts, along with the percentages of increased and/or decrease for each permittee is found on page 8.

ABANDONED PARI-MUTUEL TICKETS

Pursuant to Chapter 550-164, Florida Statutes, it wa declared by the Legislature that abandoned pari-mutuel tickets over one year old from Greyhound Racing and Jai-Alai permitholders should escheat to the state of deposit to the Principal of the State School Fund. These funds are used for the support and maintenance of our public schools. A total of \$2,537,582.80 was received from this source by the Division throughout the fiscal shows in detail the amounts remitted by the individual associations.

Yearly receipts dating from 1957, when the Division first began collecting these funds, are itemized below:

1957— \$ 3,992.20	1966— \$ 425,130.20	1975— \$ 1,288,317.65
1958— 204,449.30	1967— 381,857.30	1976— 1,429,361.00
1959— 240,545.15	1968— 448,161.00	1977— 1,449,016.10
1960— 311,045.10	1969— 513,254.45	1978— 1,582,011.10
1961— 403,903.95	1970— 590,891.25	1979— 2,011,455.70
1962— 273,272.60	1971— 666,405.35	1980— 1,881,068.65
1963— 265,045.70	1972— 706,391.10	1981— 1,884,234.45
1964— 292,193.60	1973— 943,267.65	1982— 2,095,479.35
1965— 320,530.50	1974— 1,136,606.30	1983— 2,537,582.80
		Total— \$24,285,469.50

Pursuant to Chapter 550.263 (2) Florida Statutes, fund for all Thoroughbred, Harness and Quarter Horse racing permit holders shall be deposited into their respective promotional Trust Funds for payment of breeders awards and stallions awards.*

SCHOLARSHIP FUND

Pursuant to Chapter 550.08, Florida Statutes, the Legislature authorized the various tracks and frontons to operate additional days for the express purpose of creating and producing state scholarships for qualified applicants. These funds are the net proceeds derived from extra days. This scholarship fund is administered by the State Board of Regents for institutions of higher learning. A total of \$289,929.43 was deposited to this fund in the past fiscal year. Exhibit " " of this report shows the amounts raised by the industry.

Since their inception thirty-one years ago, these extra days have raised \$15,617,297.35 for our state-supported colleges.

1950— \$	165,830.00	1961— \$	316,021.21	1972— \$	717,037.13
1951—	247,260.75	1962—	408,652.45	1973—	733,734.71
1952—	239,147.74	1963—	393,641.10	1974—	949,801.51
1953—	232,907.36	1964—	399,898.11	1975—	835,385.51
1954—	280,506.70	1965—	474,937.22	1976—	740,841.75
1955—	279,227.97	1966—	462,441.03	1977—	541,271.20
1956—	299,070.54	1967—	419,499.49	1978—	543,991.40
1957—	349,514.06	1968—	541,389.12	1979—	560,099.05
1958—	366,481.60	1969—	447,133.37	1980—	663,573.13
1959—	293,901.79	1970—	495,387.58	1981—	550,438.02
1960—	364,819.43	1971—	619,538.80	1982—	393,987.09
				1983—	289,929.43
				Total—	\$15,617,297.35

CHARITY DAYS

Thirty-one tracks and frontons operated a total of 123 extra performances during the fiscal year for approved charitable organizations and schools.

BUREAU OF INVESTIGATIONS

The primary objectives of the Division's Bureau of Investigations are to insure the enforcement of the rules of racing and jai-alai in order to protect the wagering public by conducting investigations of alleged fraud, deception, and corruption in relation to pari-mutuel wagering in the State of Florida. In meeting these primary objectives, the Bureau of Investigations in turn preserves the integrity of the pari-mutuel industry by seeking out and prohibiting any person or persons whose conduct within the pari-mutuel industry is detrimental to the best interests of the people of the State of Florida. Additionally, the Bureau of Investigations is charged with conducting investigations of alleged organized criminal infiltration into the pari-mutuel industry in the State of Florida and has provided assistance to local, state and federal law enforcement agencies in order to deter such infiltration.

During the fiscal year 1982-83, the Bureau investigated 393 cases. Many of the old traditions in the racing industry are changing and as a result reflect new conflicts. The role of the Bureau of Investigations is to maintain and upgrade the integrity of the industry and display professional ethics in dealing with any area that reflects of possible impropriety within the pari-mutuel industry.

The problem of hidden ownership continues to be a source of major concern to the Bureau. Hidden ownership is the racing of greyhounds and/or horses with the intent to conceal or the failure to disclose the true ownership. Reasons for hidden ownership would include schemes such as money laundering, tax evasion, race fixing, or the inability of the true owner to obtain a license. During the past year, the *change in tax structure as of June 4, 1980.

Division completed a thorough investigation into alleged hidden membership of thoroughbred race horses by alleged members of organized crime. The investigation uncovered links between race horses and several individuals serving sentence in Federal Prison as well as a Federal fugitive. At completion, the Division denied licenses to three individuals and placed safeguards to prevent the licensing of ten others. Local, State, and Federal law enforcement agencies were cooperative in providing assistance and analyzing intelligence. The Division is currently conducting several additional investigations into hidden ownership and will continue to target such activity.

The use of illegal drugs and medications on racing animals, particularly thoroughbred and quarter horses, is a perennial problem that constantly threatens the integrity of racing in Florida. Substantial progress has been made by a Federal grand jury probe into the shipment of illegal drugs into the United States from laboratories in Canada and England. In May, 1983, a South Florida resident was indicted in New York by the Grand Jury for smuggling F.D.A. prohibited drugs that are used to increase the performance of race horses. The probe continues and more indictments are expected.

In February, 1983, security personnel at Tampa Bay Downs observed several individuals administering drugs with hypodermic syringes to horses before they competed in races. The Division Laboratory later found anti-inflammatory drugs in the urine of horses which had been observed being drugged. As a result, the Division has summarily suspended the trainer of the animals and filed administrative charges against the horses' owner and an employee of the trainer.

The Bureau of Investigations will persist in its efforts to devote valuable time and resources to identify and explore problematic and corrupt practices in the pari-mutuel industry. This mission will be accomplished in a concerted effort with the Division's other bureaus as well as other law enforcement and regulatory agencies in the State of Florida.

LITIGATION

The heavy case load of department attorneys representing the Division of Pari-Mutuel Wagering and the Florida Pari-Mutuel Commission continued throughout the 1982-83 fiscal year. As in previous years, the Division Director personally heard over 100 administrative cases involving patron ejections, license eligibility, and disciplinary action against pari-mutuel licenses and a number of other cases were referred to the Division of Administrative Hearings for assignment of hearing officers. The Division was also involved in litigation at all levels of state and federal court.

The Florida Pari-Mutuel Commission's award of the lucrative second period of the 1982 winter thoroughbred season was affirmed by the Fourth District Court of Appeal in *Gulfstream Park Racing Association v. Hialeah, Inc.*, Case Nos. 81-698. An appeal of the Commission's award of the second period of the 1983 winter thoroughbred season to Gulfstream Park is currently pending before the Fourth District, Case Nos. 82-703 and 82-946.

The Florida Supreme Court in Case No. 61-135 denied review of the Third District Court of Appeal's decision in *Solimena v. State*, 3rd DCA Case No. 79-2047, which affirmed the Division's order suspending the license of a horse trainer. The Supreme Court also denied review of the Third District's decision in *San Pedro v. State*, Supreme Court Case No. 61,291, 3rd DCA Case No. 79-2030, which upheld the suspension of a horse trainer for a sublimaze violation.

The Third District Court of Appeal declared the statute banning all medication and drugs prior to a race to be constitutional in *Simmons v. Division of Pari-Mutuel Wagering*, Case No. 81-59. The decision was affirmed by the Supreme Court of Florida in *Simmons v. Division of Pari-Mutuel Wagering*, Case No. 61-643. In apparent reliance upon the *Simmons* decision, the Third District in *Federman v. Divi-*

sion of Pari-Mutuel Wagering, Case No. 81-543, affirmed two orders by the Division of Administrative Hearings which upheld the validity of rules promulgated by the Division of Pari-Mutuel Wagering over the objection of a horse trainer who was disciplined for running his horse under the influence of a narcotic and for having drugs in his possession on the race track. The Court also upheld the right of the Division to conduct warrantless searches on track premises.

In *Hays v. Division of Pari-Mutuel Wagering*, 3rd DCA Case No. 80-410, the Court affirmed an order of the Division of Pari-Mutuel Wagering revoking the license of a horse owner for failure to comply with a rule requiring the return of purse money won by his horse while under the influence of a narcotic drug. The Third District's decision in *Hyman v. State*, Case No. 80-1969, which held that the Division had erroneously ordered the return of purse money won by a horse owner whose horse raced under the influence of sublimaze, was reversed by the Supreme Court of Florida in *Hyman v. State*, Case No. 60-947. The case was remanded to the Third District Court of Appeal for disposition of other issues raised by the horse owner in the case, so that a final decision is still pending.

The United States Court of Appeals, Eleventh Circuit upheld the Division's position that the Jai-Alai industry would not come under the jurisdiction of the National Labor Relations Board in *Florida Board of Business Regulation v. National Labor Relations Board*, Case No. 80-5905. The Court held that Jai-Alai players formed the only exception to the Division's position.

Several other cases of special interest are currently pending before the Division of Administrative Hearings. In *Palacios v. Department of Business Regulation*, DOAH Case No. 82-2278R, a horse trainer has filed a challenge to a Division of Pari-Mutuel Wagering rule which prohibits the possession of electrical devices on track premises. In *Division of Pari-Mutuel Wagering v. Winfield*, DOAH Case No. 82-1302, the Division has filed charges against a horse owner for alleged license falsification and hidden ownership. Both cases are expected to be resolved administratively in 1983.

CONCLUSION

The Division Director and his staff appreciate the continued support and cooperation which has been received from members of the Legislature and their staffs. The Division is deeply indebted to Governor Bob Graham for his continued and renewed interest and support of the State's vital pari-mutuel industry. In addition, the Division expresses its thanks to Secretary Gary R. Rutledge and the Commission for their continued support in the Division's efforts to more capably and fairly regulate the State's pari-mutuel industry.

Respectfully submitted:

Robert M. Smith, Jr.
Division Director

FLORIDA PARI-MUTUEL COMMISSION

Stephen Abramson, Chairman
Leon G. van Wert, Vice Chairman
Billy Vessels
Theodore J. Couch
James Lewis

STATE OF FLORIDA
DEPARTMENT OF BUSINESS REGULATION
DIVISION OF PARI-MUTUEL WAGERING
COMPARATIVE DATA FOR REGULAR PERFORMANCES
July 1, 1982 thru June 30, 1983

	<i>Days</i>	<i>Perf.</i>	<i>Paid Attendance</i>	<i>Pari-Mutuel Handle</i>	<i>Revenue to State from Handle</i>
HORSE TRACKS					
CALDER RACE COURSE, INC.					
1981-1982	129	129	853,926	\$132,501,517	\$ 3,357,605.19
1982-1983	133	133	878,823	138,676,239	3,543,112.48
	+ 4	+ 4	+ 24,897	+ 6,174,722	+ 185,507.29
	+ 3.10%	+ 3.10%	+ 2.92%	+ 4.66%	+ 5.52%
GULFSTREAM PARK RACING ASSOCIATION, INC.					
1981-1982	57	57	486,067	85,543,605	2,462,294.10
1982-1983	50	50	550,346	104,049,307	3,361,575.86
	- 7	- 7	+ 64,279	+ 18,505,702	+ 899,281.76
	-12.28%	-12.28%	+ 13.22%	+ 21.63%	+ 36.52%
HIALEAH, INC.					
1981-1982	50	50	498,906	92,769,564	2,973,851.23
1982-1983	50	50	344,368	66,784,756	1,862,483.62
	—	—	-154,538	-25,984,808	-1,111,367.61
	—	—	-30.98%	-28.01%	-37.37%
TAMPA BAY DOWNS, INC.					
1981-1982	74	74	274,508	27,344,814	133,848.36
1982-1983	73	73	272,154	28,729,882	148,588.59
	- 1	- 1	+ 2,354	+ 1,385,068	+ 14,740.23
	-1.35%	-1.35%	-.86%	+ 5.07%	+ 11.01%
TROPICAL PARK, INC.					
1981-1982	50	50	367,668	60,263,703	1,601,171.97
1982-1983	50	50	365,305	61,338,814	1,635,302.50
	—	—	-2,363	+ 1,075,111	+ 34,130.53
	—	—	-.64%	+ 1.78%	+ 2.13%
TOTAL HORSE TRACKS					
1981-1982	360	360	2,481,075	398,423,203	10,528,770.85
1982-1983	356	356	2,410,996	399,578,998	10,551,063.05
	- 4	- 4	- 70,079	+ 1,155,795	+ 22,292.20
	-1.11%	-1.11%	-2.82%	+ .29%	+ .21%

	<i>Days</i>	<i>Perf.</i>	<i>Paid Attendance</i>	<i>Pari-Mutuel Handle</i>	<i>Revenue to State from Handle</i>
HARNESS TRACKS					
TOURIST ATTRACTIONS, INC.					
1981-1982	105	105	538,174	\$ 52,779,085	\$ 927,054.22
1982-1983	105	105	489,189	50,904,602	857,489.89
	—	—	-48,985	-1,874,483	-69,564.33
	—	—	-9.10%	-3.55%	-7.50%
QUARTER HORSE TRACKS					
POMPANO PARK, INC.					
1981-1982	53	53	125,001	10,436,779	71,039.50
1982-1983	53	53	119,966	10,111,684	74,259.31
	—	—	-5,035	-325,095	+ 3,219.81
	—	—	-4.03%	-3.11%	+ 4.53%
GREYHOUND TRACKS					
ASSOCIATED OUTDOOR CLUBS, INC.					
1981-1982	101	154	751,055	81,612,561	6,353,833.70
1982-1983	104	157	799,129	83,705,213	6,519,240.03
	+ 3	+ 3	+ 48,074	+ 2,092,652	+ 165,406.33
	+ 2.97%	+ 1.95%	+ 6.40%	+ 2.56%	+ 2.60%
BAYARD RACEWAYS, INC.					
1981-1982	133	155	352,947	38,456,010	2,898,933.47
1982-1983	61	80	180,789	19,699,501	1,485,212.92
	-72	-75	-172,158	-18,756,509	-1,413,720.55
	-54.14%	-48.39%	-48.78%	-48.77%	-48.77%
BISCAYNE KENNEL CLUB, INC.					
1981-1982	47	72	372,637	45,544,764	3,559,415.34
1982-1983	159	243	1,329,133	163,767,247	12,787,274.48
	+ 112	+ 171	+ 956,496	+ 118,222,483	+ 9,227,859.14
	+ 238.30%	+ 237.50%	+ 256.68%	+ 259.57%	+ 259.25%

	<i>Days</i>	<i>Perf.</i>	<i>Paid Attendance</i>	<i>Pari-Mutuel Handle</i>	<i>Tax Revenue to State from Handle</i>
GREYHOUND TRACKS					
<i>(Continued)</i>					
BONITA FT. MYERS CORPORATION					
1981-1982	108	159	473,471	36,492,007	2,825,452.70
1982-1983	108	159	492,429	39,417,926	3,072,855.15
	—	—	+ 18,958	+ 2,925,919	+ 247,402.45
	—	—	+ 4.00%	+ 8.02%	+ 8.76%
DAYTONA BEACH KENNEL CLUB, INC.					
1981-1982	107	162	390,595	\$30,775,427	\$2,321,011.50
1982-1983	106	160	409,453	33,609,779	2,554,117.22
	-1	-2	+ 18,858	+ 2,834,352	+ 233,105.72
	-.93%	-1.23%	+ 4.83%	+ 9.21%	+ 10.04%
INVESTMENT CORP. OF PALM BEACH					
1981-1982	105	159	596,239	51,226,502	3,953,319.45
1982-1983	105	159	593,162	53,434,116	4,129,562.82
	—	—	-3,077	+ 2,207,614	+ 176,243.37
	—	—	-.52%	+ 4.31%	+ 4.46%
INVESTMENT CORP. OF SO. FLORIDA					
1981-1982	102	156	1,088,061	109,778,040	8,622,887.21
1982-1983	104	156	1,039,134	111,020,884	8,716,103.59
	+ 2	—	-48,927	+ 1,242,844	+ 93,216.38
	+ 1.96%	—	-4.50%	+ 1.13%	+ 1.08%
JACKSONVILLE KENNEL CLUB, INC.					
1981-1982	72	95	299,130	29,422,345	2,251,900.02
1982-1983	144	190	612,225	59,451,641	4,540,518.86
	+ 72	+ 95	+ 312,925	+ 30,029,296	+ 2,288,618.84
	+ 100.00%	+ 100.00%	+ 104.55%	+ 102.06%	+ 101.63%
JEFFERSON COUNTY KENNEL CLUB, INC.					
1981-1982	105	125	162,010	14,345,370	1,042,487.48
1982-1983	105	126	144,120	14,052,875	1,025,989.97
	—	+ 1	-6,890	-292,495	-16,497.51
	—	+ .80%	-4.25%	-2.04%	-1.58%

	<i>Days</i>	<i>Perf.</i>	<i>Paid Attendance</i>	<i>Pari-Mutuel Handle</i>	<i>Tax Revenue to State from Handle</i>
GREYHOUND TRACKS (Continued)					
KEYS RACING ASSOCIATION, LTD.					
1981-1982	105	125	60,690	4,483,480	230,650.89
1982-1983	105	122	57,043	4,996,751	239,750.31
	—	-3	-3,647	+153,271	+9,099.42
	—	-2.40%	-6.01%	+3.16%	+3.95%
ORANGE PARK KENNEL CLUB, INC.					
1981-1982	108	143	414,301	42,993,146	3,276,029.31
1982-1983	106	141	392,714	41,796,551	3,178,874.11
	-2	-2	-21,587	-1,196,595	-97,155.20
	-1.85%	-1.40%	-5.21%	-2.78%	-2.97%
PENSACOLA GREYHOUND PARK, INC.					
1981-1982	105	158	246,438	\$ 22,237,370	\$ 1,632,781.70
1982-1983	105	159	247,371	22,544,350	1,657,431.44
	—	+1	+933	+306,980	+24,649.74
	—	+ .63%	+ .38%	+1.38%	+1.51%
ST. PETERSBURG KENNEL CLUB, INC.					
1981-1982	101	153	1,066,477	96,466,738	7,607,271.91
1982-1983	101	153	1,045,078	96,013,617	7,551,886.48
	—	—	-21,399	-453,121	-55,385.43
	—	—	-2.01%	-.47%	-.73%
SANFORD-ORLANDO KENNEL CLUB, INC.					
1981-1982	105	159	523,512	47,986,444	3,691,165.59
1982-1983	105	158	517,388	49,892,548	3,843,158.92
	—	-1	-6,124	+1,906,104	+151,993.33
	—	-.63%	+1.17%	+3.97%	+4.12%
SARASOTA KENNEL CLUB, INC.					
1981-1982	101	153	436,124	44,880,722	3,451,301.95
1982-1983	101	152	447,676	45,455,774	3,505,499.97
	—	-1	+11,552	+575,052	+54,198.02
	—	-.65%	+2.65%	+1.28%	+1.57%

	<i>Days</i>	<i>Perf.</i>	<i>Paid Attendance</i>	<i>Pari-Mutuel Handle</i>	<i>Tax Revenue to State from Handle</i>
GREYHOUND TRACKS (Continued)					
SEMINOLE GREYHOUND PARK, INC.					
1981-1982	103	154	263,131	25,483,078	1,915,399.60
1982-1983	105	157	275,475	25,956,390	1,953,614.80
	+ 2	+ 3	+ 12,344	+ 473,312	+ 38,215.20
	+ 1.94%	+ 1.95%	+ 4.69%	+ 1.86%	+ 2.00%
WASHINGTON COUNTY KENNEL CLUB, INC.					
1981-1982	105	144	206,414	19,445,762	1,439,232.82
1982-1983	106	144	210,940	20,214,756	1,506,807.48
	+ 1	—	+ 4,526	+ 768,994	+ 67,574.66
	+ .95%	—	+ 2.19%	+ 3.95%	+ 4.70%
WEST FLAGLER ASSOCIATES, LTD.					
1981-1982	159	241	1,164,107	138,632,063	10,869,499.31
1982-1983	47	71	349,944	40,631,802	3,164,690.80
	-112	-170	-814,163	-98,000,261	-7,704,808.51
	-70.44%	-70.54%	-69.94%	-70.69%	-70.88%
TOTAL GREYHOUND TRACKS					
1981-1982	1,872	2,667	8,867,509	\$880,621,829	\$67,942,573.95
1982-1983	1,877	2,687	9,154,203	925,661,721	71,432,589.35
	+ 5	+ 20	+ 286,694	+ 45,039,892	+ 3,490,015.40
	+ .27%	+ .75%	+ 3.23%	+ 5.11%	+ 5.14%
JAI-ALAI FRONTONS					
DANIA JAI-ALAI PALACE, INC.					
1981-1982	109	159	647,900	42,965,950	3,076,849.47
1982-1983	110	159	618,692	41,312,250	2,953,104.89
	+ 1	—	-29,208	-1,653,700	-123,744.58
	+ .92%	—	-4.51%	-3.85%	-4.02%
FLORIDA JAI-ALAI, INC.					
1981-1982	106	159	334,386	26,319,670	1,826,103.35
1982-1983	106	159	315,645	25,447,787	1,758,824.77
	—	—	-18,741	-871,883	-67,278.58
	—	—	-5.60%	-3.31%	-3.68%

	<i>Days</i>	<i>Perf.</i>	<i>Paid Attendance</i>	<i>Pari-Mutuel Handle</i>	<i>Tax Revenue to State from Handle</i>
JAI-ALAI FRONTONS (Continued)					
FT. PIERCE JAI-ALAI, INC.					
1981-1982	98	148	232,503	17,437,442	1,173,620.48
1982-1983	107	161	232,984	17,906,783	1,197,719.51
	+9	+13	+481	+469,341	+24,099.03
	+9.18%	+8.78%	+.21%	+2.69%	+2.05%
THE FRONTON, INC.					
1981-1982	105	159	447,686	33,953,275	2,393,508.89
1982-1983	105	159	470,552	37,051,111	2,618,798.51
	—	—	+22,866	+3,097,836	+225,289.62
	—	—	+5.11%	+9.12%	+9.41%
GOLDEN CROWN CORP.					
1981-1982	109	140	144,094	12,496,780	761,751.43
1982-1983	110	136	151,596	13,209,682	817,307.10
	+1	-4	+7,502	+712,902	+55,555.67
	+.92%	-2.86%	+5.21%	+5.70%	+7.29%
MIAMI JAI-ALAI, INC.					
1981-1982	105	159	720,442	60,410,645	4,331,668.54
1982-1983	105	159	670,589	59,715,574	4,287,107.10
	—	—	-49,853	-695,071	-44,561.44
	—	—	-6.92%	-1.15%	-1.03%
OCALA JAI-ALAI, INC.					
1981-1982	106	161	227,215	16,627,025	1,104,595.39
1982-1983	105	158	221,536	16,427,952	1,092,182.32
	-1	-3	-5,679	-199,073	-12,413.07
	-.94%	-1.86%	-2.50%	-1.20%	-1.12%
SPORTS PALACE, INC.					
1981-1982	74	107	149,064	\$ 10,444,008	\$ 689,478.02
1982-1983	110	161	192,360	12,812,824	824,138.14
	+36	+54	+43,296	+2,368,816	+134,660.12
	+48.65%	+50.47%	+29.05%	+22.68%	+19.53%


	<u>Days</u>	<u>Perf.</u>	<u>Paid Attendance</u>	<u>Pari-Mutuel Handle</u>	<u>Tax Revenue to State from Handle</u>
JAI-ALAI FRONTONS (Continued)					
SUMMER JAI-ALAI, INC.					
1981-1982	106	160	550,947	46,892,406	3,330,843.41
1982-1983	106	160	521,647	45,757,694	3,251,146.88
	—	—	-29,300	-1,134,712	-79,696.53
	—	—	-5.32%	-2.42%	-2.39%
SUMMERSPORT ENTERPRISES LTD.					
1981-1982	106	106	425,508	31,559,340	2,261,604.72
1982-1983	110	110	430,067	32,514,466	2,326,877.56
	+4	+4	+4,559	+955,126	+65,272.84
	+3.77%	+3.77%	+1.07%	+3.03%	+2.89%
TAMPA JAI-ALAI, INC.					
1981-1982	105	159	649,695	42,883,821	3,073,549.84
1982-1983	105	159	605,426	40,347,864	2,880,954.13
	—	—	-44,269	-2,535,957	-192,595.71
	—	—	-6.81%	-5.91%	-6.27%
VOLUSIA JAI-ALAI, INC.					
1981-1982	141	193	418,778	28,103,245	1,938,374.21
1982-1983	153	208	396,749	25,378,986	1,730,817.87
	+12	+15	-22,029	-2,724,259	-207,556.34
	+8.51%	+7.77%	-5.26%	-9.69%	-10.71%
TOTAL JAI-ALAI FRONTONS					
1981-1982	1,270	1,810	4,948,218	370,093,607	25,961,947.75
1982-1983	1,332	1,889	4,827,843	367,882,973	25,738,978.78
	+62	+79	-120,375	-2,210,634	-222,968.97
	+4.88%	+4.36%	-2.43%	-.60%	-.86%
TOTAL ALL TRACKS AND FRONTONS					
1981-1982	3,660	4,995	16,959,977	1,712,354,503	105,431,386.27
1982-1983	3,723	5,090	17,002,197	1,754,139,978	108,654,380.38
	+63	+95	+42,220	+41,785,475	+3,222,994.11
	+1.72%	+1.90%	+.25%	+2.44%	+3.06%

DEPARTMENT
DIVISION
COM
ALL FUND

	<i>Totals</i> <i>(Memorandum Only)</i>	
	1983	1982
ASSETS		
Cash on Hand and in Transit	31,226.00	\$ 195.75
Cash in Revolving Fund	200.00	200.00
Cash in Depository Bank	39,951.25	
Cash with State Treasurer	308,695.68	938,679.73
Cash with State Treasurer — In	780,838.50	1,145,127.82
Due from Other Funds	24,999.54	89,413.79
Accounts Receivable:		
Revenue	973,327.94	7,206,131.21
Interest	5,674.43	12,685.23
Returned Checks	1,591.25	1,229.00
Litigated Revenues		56,520.00
Books	7,491.22	3,231.77
Automobiles	92,895.29	72,838.28
Office Furniture	39,064.57	43,001.43
Office Equipment	156,966.25	161,561.14
Lab Equipment	595,836.98	432,160.17
Other Equipment	7,615.45	2,423.45
Leasehold Improvements	237,562.03	
Amounts to be Provided	6,473.56	9,503.60
TOTAL ASSETS	310,409.94	\$10,174,902.37
LIABILITIES		
Due to Other Funds	200.00	\$ 86,580.41
Accounts Payable:		
Salaries	69,266.22	55,798.22
Other Personal Services	92,329.19	55,776.80
Vendors		9,770.12
Vendors — Awards	348,566.25	
Data Processing	8,295.36	647.35
Expense	20,520.67	2,029.10
General Revenue Fund	812,841.48	7,304,992.73
Service Charge to General R	689,865.88	680,938.61
Other State Agencies	68,741.07	55,630.22
Cancelled Warrants	921.97	409.50
Installment Purchases	6,473.56	9,503.60
TOTAL LIABILITIES	118,021.65	\$ 8,262,076.66
FUND EQUITY		
Investment in General Fixed A	137,431.79	\$ 715,216.24
Fund Balance		
Reserved for Encumbrances	34,092.88	645,579.23
Unreserved	1020,863.62	552,030.24
TOTAL FUND EQUITY	192,388.29	\$ 1,912,825.71
TOTAL LIABILITIES AND	310,409.94	\$10,174,902.37

EXHIBIT 'A'
DEPARTMENT OF BUSINESS REGULATION
DIVISION OF PARI-MUTUEL WAGERING
COMBINED BALANCE SHEET
ALL FUND TYPES AND ACCOUNT GROUPS
JUNE 30, 1983

	Governmental Funds		Fiduciary Funds	Account Groups		Totals (Memorandum Only)	
	Special Revenue	Capital Projects	Trust and Agency	General Fixed Assets	General Long Term Debt	1983	1982
ASSETS							
Cash on Hand and in Transit	\$ 5,866.00		\$ 25,360.00	\$	\$	\$ 31,226.00	\$ 195.75
Cash in Revolving Fund	200.00					200.00	200.00
Cash in Depository Bank	7,224.25		32,727.00			39,951.25	
Cash with State Treasurer	387,825.21		920,870.47			1,308,695.68	938,679.73
Cash with State Treasurer — Investments	780,465.27		373.23			780,838.50	1,145,127.82
Due from Other Funds	24,999.54					24,999.54	89,413.79
Accounts Receivable:							
Revenue	457,980.00		7,515,347.94			7,973,327.94	7,206,131.21
Interest	5,671.72		2.71			5,674.43	12,685.23
Returned Checks	252.00		1,339.25			1,591.25	1,229.00
Litigated Revenues							56,520.00
Books				7,491.22		7,491.22	3,231.77
Automobiles				92,895.29		92,895.29	72,838.28
Office Furniture				39,064.57		39,064.57	43,001.43
Office Equipment				156,966.25		156,966.25	161,561.14
Lab Equipment				595,836.98		595,836.98	432,160.17
Other Equipment				7,615.45		7,615.45	2,423.45
Leasehold Improvements				237,562.03		237,562.03	
Amounts to be Provided					6,473.56	6,473.56	9,503.60
TOTAL ASSETS	\$1,670,483.99	—0—	\$8,496,020.60	\$1,137,431.79	\$6,473.56	\$11,310,409.94	\$10,174,902.37
LIABILITIES							
Due to Other Funds	\$ 200.00		\$		\$	\$ 200.00	\$ 86,580.41
Accounts Payable:							
Salaries	69,266.22					69,266.22	55,798.22
Other Personal Services	92,329.19					92,329.19	55,776.80
Vendors							9,770.12
Vendors — Awards			348,566.25			348,566.25	
Data Processing	8,295.36					8,295.36	647.35
Expense	20,520.67					20,520.67	2,029.10
General Revenue Fund	405,387.35		7,407,454.13			7,812,841.48	7,304,992.73
Service Charge to General Revenue	55,307.51		634,558.37			689,865.88	680,938.61
Other State Agencies			68,741.07			68,741.07	55,630.22
Cancelled Warrants	921.97					921.97	409.50
Installment Purchases					6,473.56	6,473.56	9,503.60
TOTAL LIABILITIES	\$ 652,228.27	—0—	\$8,459,319.82	—0—	\$6,473.56	\$ 9,118,021.65	\$ 8,262,076.66
FUND EQUITY							
Investment in General Fixed Assets	\$		\$	\$1,137,431.79		\$ 1,137,431.79	\$ 715,216.24
Fund Balance:							
Reserved for Encumbrances	34,092.88					34,092.88	645,579.23
Unreserved	984,162.84		36,700.78			1,020,863.62	552,030.24
TOTAL FUND EQUITY	\$1,018,255.72	—0—	\$ 36,700.78	\$1,137,431.79	—0—	\$ 2,192,388.29	\$ 1,912,825.71
TOTAL LIABILITIES AND FUND EQUITY	\$1,670,483.99	—0—	\$8,496,020.60	\$1,137,431.79	\$6,473.56	\$11,310,409.94	\$10,174,902.37



DEPARTMENT
DIVISION C
COMBINED STATE
AND CH
BUDGET
GOVERNMENT
FOR THE FISCAL YEAR

	<i>Projects Fund</i>	
	<i>Actual</i>	<i>Variance</i>
REVENUES		
Pari-Mutuel Fees	\$	\$
Interest		
Prior Year Refunds		
Fines		
Miscellaneous		
TOTAL REVENUES	—0—	—0—
EXPENDITURES		
Salaries		
Other Personal Services		
Expense		
Data Processing		
Payment of Awards		
Refunds		
Service Charge to General Revenues		
Operating Capital Outlay		
Certified Forward		
Construction	13,839.60	1,437.97
TOTAL EXPENDITURES	\$13,839.60	\$1,437.97
Excess (Deficiency) of Revenue Over Expenditures	(\$13,839.60)	\$1,437.97
Other Financing Sources (Uses)		
Transfers In		
Transfers Out	(1,437.97)	(1,437.97)
Remitted to State General Revenue Unallocated		
TOTAL OTHER SOURCES, (USES)	(\$ 1,437.97)	(\$1,437.97)
Excess (Deficiency) Revenues Over Expenditures and Other Sources	(\$15,277.57)	—0—
Fund Balance — Beginning	15,277.57	
Adjustments to Fund Balance		
FUND BALANCE — ENDING	—0—	—0—

EXHIBIT 'B'
DEPARTMENT OF BUSINESS REGULATION
DIVISION OF PARI-MUTUEL WAGERING
COMBINED STATEMENT OF REVENUE, EXPENDITURES
AND CHANGES IN FUND BALANCE
BUDGET (GAAP BASIS) AND ACTUAL
GOVERNMENTAL FUND TYPES
FOR THE FISCAL YEAR ENDED JUNE 30, 1983

	<i>Special Revenue Funds</i>			<i>Capital Projects Fund</i>					
	<i>Pari-Mutuel Trust Fund (Operating)</i>	<i>Racing Research Trust Fund</i>		<i>Capital Projects Fund</i>					
	<i>Budget</i>	<i>Actual</i>	<i>Variance</i>	<i>Budget</i>	<i>Actual</i>	<i>Variance</i>	<i>Budget</i>	<i>Actual</i>	<i>Variance</i>
REVENUES									
Pari-Mutuel Fees	\$4,623,319.00	\$5,244,214.00	\$ 620,895.00	\$	\$	\$	\$	\$	\$
Interest		108,778.93	108,778.93		1,077.27	1,077.27			
Prior Year Refunds		14,568.04	14,568.04						
Fines				50,000.00	8,120.67	(41,879.33)			
Miscellaneous	20,000.00	31,945.71	11,945.71						
TOTAL REVENUES	\$4,643,319.00	\$5,399,506.68	\$756,187.68	\$50,000.00	\$ 9,197.94	(\$40,802.06)	—0—	—0—	—0—
EXPENDITURES									
Salaries	\$1,760,716.00	\$1,727,027.56	\$ 33,688.44	\$	\$	\$			
Other Personal Services	1,257,335.00	1,226,114.68	31,220.32	10,000.00	9,000.00	1,000.00			
Expense	582,292.00	567,314.94	14,977.06						
Data Processing	232,874.00	159,201.02	73,672.98						
Payment of Awards	300,000.00	237,052.50	62,947.50						
Refunds	20,000.00	14,798.74	5,201.26	2,000.00		2,000.00			
Service Charge to General Revenue	250,000.00	215,534.53	34,465.47	1,500.00	360.93	1,139.07			
Operating Capital Outlay	33,416.00	11,483.54	21,932.46						
Certified Forward	630,138.96	414,874.42	215,264.54						
Construction							15,277.57	13,839.60	1,437.97
TOTAL EXPENDITURES	\$5,066,771.96	\$4,573,401.93	\$ 493,370.03	\$13,500.00	\$ 9,360.93	\$ 4,139.07	\$15,277.57	\$13,839.60	\$1,437.97
Excess (Deficiency) of Revenues Over Expenditures	(\$ 423,452.96)	\$ 826,104.75	\$1,249,557.71	\$36,500.00	(\$ 162.99)	(\$36,662.99)	(\$15,277.57)	(\$13,839.60)	\$1,437.97
Other Financing Sources (Uses)									
Transfers In	\$	\$ 1,437.97	\$ 1,437.97	\$	\$	\$			
Transfers Out	(422,637.00)	(397,637.46)	24,999.54				—0—	(1,437.97)	(1,437.97)
Remitted to State General Revenue Unallocated	(1,000,000.00)	(405,387.35)	594,612.65						
TOTAL OTHER SOURCES, (USES)	\$1,422,637.00	(\$ 801,586.84)	\$ 621,050.16	—0—	—0—	—0—	—0—	(\$ 1,437.97)	(\$1,437.97)
Excess (Deficiency) Revenues Over Expenditures and Other Sources (Uses)	(\$1,846,089.96)	\$ 24,517.91	\$1,870,607.87	\$36,500.00	(\$ 162.99)	(\$36,662.99)	(\$15,277.57)	(\$15,277.57)	—0—
Fund Balance — Beginning	978,280.70	978,280.70	—0—	18,418.71	18,418.71	—0—	15,277.57	15,277.57	
Adjustments to Fund Balance	(\$ 2,798.61)	(\$ 2,798.61)							
FUND BALANCE — ENDING	(\$ 870,607.87)	\$1,000,000.00	\$1,870,607.87	\$54,918.71	\$18,255.72	(\$36,662.99)	—0—	—0—	—0—





EXHIBIT 'C'
DEPARTMENT OF BUSINESS REGULATION
DIVISION OF PARI-MUTUEL WAGERING
COMBINING BALANCE SHEET
SPECIAL REVENUE FUNDS
JUNE 30, 1983

	<i>Pari-Mutuel Trust Fund (Operating)</i>	<i>Racing Research Trust Fund</i>	<i>Totals (Memorandum Only)</i>	
			1983	1982
ASSETS				
Cash in Transit	\$ 5,866.00	\$	\$ 5,866.00	\$ 165.75
Cash in Revolving Fund	200.00		200.00	200.00
Cash in Depository Bank	7,224.25		7,224.25	
Cash with State Treasurer	380,507.41	7,317.80	387,825.21	88,321.31
Cash with State Treasurer — Investments	769,682.50	10,782.77	780,465.27	1,064,488.84
Due from Other Funds	24,999.54		24,999.54	86,913.79
Accounts Receivable				
Revenue	457,680.00	300.00	457,980.00	437,920.00
Interest	5,593.35	78.37	5,671.72	11,791.95
Returned Checks	252.00		252.00	174.00
Litigated Revenues				56,520.00
TOTAL ASSETS	\$1,652,005.05	18,478.94	\$1,670,483.99	\$1,746,495.64
LIABILITIES AND FUND BALANCE				
Liabilities				
Due to Other Funds	\$ 200.00	\$	\$ 200.00	\$ 2,500.00
Accounts Payable				
Salaries	69,266.22		69,266.22	55,798.22
Other Personal Services	92,329.19		92,329.19	55,776.80
Vendors				9,770.12
Data Processing	8,295.36		8,295.36	647.35
Expense	20,520.67		20,520.67	2,029.10
General Revenue Fund	405,387.35		405,387.35	569,995.09
Service Charge to General Revenue	55,234.29	73.22	55,307.51	52,870.05
Cancelled Warrants	771.97	150.00	921.97	409.50
TOTAL LIABILITIES	\$652,005.05	\$ 223.22	\$ 652,228.27	\$ 749,796.23
Fund Balance				
Reserved for Encumbrances	\$ 34,092.88	\$	\$ 34,092.88	\$ 630,351.66
Unreserved	965,907.12	18,255.72	984,162.84	366,347.75
TOTAL FUND BALANCE	\$1,000,000.00	\$18,255.72	\$1,018,255.72	\$ 996,699.41
TOTAL LIABILITIES AND FUND BALANCE	\$1,652,005.05	\$18,478.94	\$1,670,483.99	\$1,746,495.64



DEPARTMENT OF BUSINESS REGULATION
 DIVISION OF PARI-MUTUEL WAGERING
CAPITAL PROJECTS FUND
COMPARATIVE BALANCE SHEET
JUNE 30, 1983

ASSETS	<i>1983</i>	<i>1982</i>
Cash with State Treasurer	\$ —0—	\$12,777.57
Accounts Receivable		
Trust Fund	—0—	2,500.00
Total Assets	—0—	\$15,277.57
Liabilities & Fund Balance		
Liabilities		
Revenues Collected in Advance		
Total Liabilities	—0—	—0—
Fund Balance		
Reserved for Encumbrances		15,227.57
Unreserved		50.00
Total Fund Balance	—0—	15,277.57
Total Liabilities & Fund Balance	\$ —0—	\$15,277.57




EXHIBIT 'D'
DEPARTMENT OF BUSINESS REGULATION
DIVISION OF PARI-MUTUEL WAGERING
COMBINING BALANCE SHEET
FIDUCIARY FUNDS
JUNE 30, 1983

	<i>General Revenue Agency Fund</i>	<i>Pari-Mutuel Tax Collection Trust Fund</i>	<i>Collections for Other State Agencies Agency Fund</i>	<i>Florida Thoroughbred Breeders Promotional Trust Fund</i>	<i>Totals (Memorandum Only)</i>	
					<i>1983</i>	<i>1982</i>
ASSETS						
Cash on Hand and in Transit	\$	\$ 25,360.00	\$	\$	\$ 25,360.00	\$ 30.00
Cash with State Treasurer		616,716.21		304,154.26	920,870.47	837,580.85
Cash with State Treasurer Investments				373.23	373.23	80,638.98
Cash in Depository Bank		32,727.00			32,727.00	
Accounts Receivable						
Revenue	3,665,247.41	3,665,247.41	68,741.07	116,111.86	7,515,347.94	6,768,211.21
Interest				2.71	2.71	893.28
Returned Checks		1,339.25			1,339.25	1,055.00
TOTAL ASSETS	\$3,665,247.60	\$4,341,389.87	\$68,741.07	\$420,642.06	\$8,496,020.60	\$7,688,409.32
LIABILITIES AND FUND BALANCE						
Liabilities						
Due to Other Funds	\$	\$	\$	\$	\$	\$ 84,080.41
Accounts Payable						
General Revenue Fund	3,665,247.60	3,742,206.53			7,407,454.13	6,734,997.64
Service Charge to General Revenue Fund		599,183.34		35,375.03	634,558.37	628,068.56
Other State Agencies			68,741.07		68,741.07	55,630.22
Vendors — Awards				348,566.25	348,566.25	
TOTAL LIABILITIES	\$3,665,247.60	\$4,341,389.87	\$68,741.07	\$383,941.28	\$8,459,319.82	\$7,502,776.83
Fund Balance						
Unreserved				\$ 36,700.78	\$ 36,700.78	\$ 185,632.49
TOTAL FUND BALANCE	—0—	—0—	—0—	\$ 36,700.78	\$ 36,700.78	\$ 185,632.49
TOTAL LIABILITIES AND FUND BALANCE	\$3,665,247.60	\$4,341,389.87	\$68,741.07	\$420,642.06	\$8,496,020.60	\$7,688,409.32




EXHIBIT 'E'
DEPARTMENT OF BUSINESS REGULATION
DIVISION OF PARI-MUTUEL WAGERING
FLORIDA THOROUGHBRED BREEDERS
PROMOTIONAL TRUST FUND
STATEMENT OF REVENUE, EXPENDITURES
AND
CHANGES IN FUND BALANCE
FOR THE FISCAL YEAR ENDED JUNE 30, 1983

	<i>Budget</i>	<i>Actual</i>	<i>Variance Favorable (Unfavorable)</i>	<i>1982 Actual</i>
REVENUE				
Pari-Mutuel Taxes	\$2,320,566.00	\$2,802,124.89	\$ 481,558.89	\$2,904,726.52
Interest		4,638.64	4,638.64	6,532.26
TOTAL REVENUE	\$2,320,566.00	\$2,806,763.53	\$ 486,197.53	\$2,911,258.78
EXPENDITURES				
Payment of Awards	\$3,292,290.00	\$2,843,653.22	\$ 448,636.78	\$2,608,698.41
Transfers	85,000.00		85,000.00	
Refunds	1,000.00		1,000.00	
Service Charge to				
General Revenue	150,000.00	112,042.02	37,957.98	116,928.28
Other Non-Operating				84,080.01
TOTAL EXPENDITURES	\$3,528,290.00	\$2,955,695.24	\$ 572,594.76	\$2,809,706.70
Excess (Deficiency) Receipts over Disbursements	(\$1,207,724.00)	(\$ 148,931.71)	\$1,058,792.29	\$ 101,552.08
Fund Balance at Beginning of Year	185,632.49	185,632.49	—0—	84,080.41
Fund Balance at End of Year	(\$1,022,091.51)	\$ 36,700.78	\$1,058,792.29	\$ 185,632.49

DEPARTMENT OF BUSINESS REGULATION
 DIVISION OF PARI-MUTUEL WAGERING
SCHEDULE OF GENERAL FIXED ASSETS — BY SOURCE
JUNE 30, 1983

General Fixed Assets:

Books	\$ 7,491.22
Automobiles	92,895.29
Office Furniture	39,064.57
Office Equipment	156,966.25
Lab Equipment	595,836.98
Other Equipment	7,615.45
Leasehold Improvements	237,562.03
<hr/>	
Total General Fixed Assets	\$1,137,431.79
<hr/>	

Investment in General Fixed Assets:

Special Revenue Fund	\$ 833,782.71
Donations	4,765.00
Transfers from Other Divisions	6,535.37
Property Acquired Prior to June 30, 1978	292,081.27
Investment from Fire Insurance Trust	267.44
<hr/>	
Total Investment in General Fixed Assets	\$1,137,431.79
<hr/>	

**DEPARTMENT OF BUSINESS REGULATION
DIVISION OF PARI-MUTUEL WAGERING
SCHEDULE OF GENERAL LONG TERM DEBT
JUNE 30, 1983**

State Installment Purchases	
Amount to be Provided	\$6,473.56
<hr/>	
Total	\$6,473.56
<hr/>	
Total Available and to be Provided	
Installment Purchases	\$6,473.56
<hr/>	
Total	\$6,473.56
<hr/>	

SUPPLEMENTAL SCHEDULES

The following schedules are included to provide additional information not otherwise available as to the activity of each fund for the period indicated.

Balance sheets for each of these funds may be found within the category "Fiduciary Funds"

Page 31	General Revenue Agency Fund
Page 33	Pari-Mutuel Tax Collection Trust Fund
Page 35	Collections for Other State Agencies-Agency Fund

DEPARTMENT OF BUSINESS REGULATION
 DIVISION OF PARI-MUTUEL WAGERING
AGENCY FUND
SCHEDULE OF CASH RECEIPTS AND DISBURSEMENTS
FOR THE FISCAL YEAR ENDED JUNE 30, 1983

Balance on Hand — July 1, 1982	\$	\$	—0—
Receipts			
Taxes	51,463,521.50		
Fines	900.00		
Miscellaneous	16,139.94		
TOTAL RECEIPTS			\$51,480,561.44
Disbursements			
Deposits to General Revenue	51,480,561.44		
TOTAL DISBURSEMENTS			\$51,480,561.44
Balance on Hand — June 30, 1983			—0—

DEPARTMENT OF BUSINESS REGULATION
DIVISION OF PARI-MUTUEL WAGERING
AGENCY FUND
SUPPLEMENTAL SCHEDULE OF RECEIPTS
AND DISBURSEMENTS — ESTIMATED AND ACTUAL
FOR THE FISCAL YEAR ENDED JUNE 30, 1983

	Estimated	Actual	Variance Favorable (Unfavorable)
Receipts			
Taxes	\$51,770,269.00	\$51,827,856.61	\$57,587.61
Fines		900.00	900.00
Miscellaneous	97,235.00	16,139.94	(81,095.06)
TOTAL RECEIPTS	51,867,504.00	\$51,844,896.55	(\$22,607.45)
Disbursements			
Deposits to General Revenue ..	\$51,867,504.00	\$51,844,896.55	\$22,607.45
TOTAL DISBURSEMENTS	51,867,504.00	51,844,896.55	\$22,607.45
Excess (Deficiency) Receipts Over Disbursements	—0—	— 0 —	— 0 —

DEPARTMENT OF BUSINESS REGULATION
DIVISION OF PARI-MUTUEL WAGERING
TAX COLLECTION TRUST FUND
SCHEDULE OF CASH RECEIPTS AND DISBURSEMENTS
FOR THE FISCAL YEAR ENDED JUNE 30, 1983

Balance on Hand July 1, 1982	\$	\$ 721,229.83
Receipts		
Fees	42,279.00	
Licenses	566,006.00	
Taxes	51,463,518.62	
Refunds	240.00	
Miscellaneous	10.50	
TOTAL RECEIPTS		\$52,072,054.12
Disbursements		
Refunds	\$ 2,562.30	
Transfers to General Revenue	20,130,000.00	
Aid to Counties	29,915,500.00	
Service Charge to General Revenue Fund	2,070,418.44	
TOTAL DISBURSEMENTS		\$52,118,480.74
Balance on Hand June 30, 1983		\$ 674,803.21

DEPARTMENT OF BUSINESS REGULATION
 DIVISION OF PARI-MUTUEL WAGERING
 TAX COLLECTION TRUST FUND
 SUPPLEMENTAL SCHEDULE OF RECEIPTS
 AND DISBURSEMENTS ESTIMATED AND ACTUAL
 FOR THE FISCAL YEAR ENDED JUNE 30, 1983

	Estimated	Actual	Variance Favorable (Unfavorable)
Receipts			
Taxes	\$51,770,269.00	\$51,827,853.77	\$57,584.77
Licenses	688,008.00	566,630.25	(121,377.75)
Fees	34,885.00	42,279.00	7,394.00
Miscellaneous		250.50	250.50
TOTAL RECEIPTS	\$52,493,162.00	\$52,437,013.52	(\$56,148.48)
Disbursements			
Refunds	\$ 10,000.00	\$ 2,562.30	\$ 7,437.70
Transfers to General Revenue ..	24,000,000.00	20,438,121.38	3,561,878.62
Aid to Counties	29,915,500.00	29,915,500.00	—0—
Service Charge to General Revenue Fund	2,350,000.00	2,080,489.84	269,510.16
TOTAL DISBURSEMENTS	\$56,275,500.00	\$52,436,673.52	\$3,838,826.48
Excess (Deficiency) of Receipts Over Disbursements	(\$ 3,782,338.00)	\$ 340.00	\$3,782,678.00

DEPARTMENT OF BUSINESS REGULATION
DIVISION OF PARI-MUTUEL WAGERING
COLLECTIONS FOR OTHER STATE AGENCIES
SCHEDULE OF CASH RECEIPTS AND DISBURSEMENTS
FOR THE FISCAL YEAR ENDED JUNE 30, 1983

Balance on Hand — July 1, 1982	\$	\$	—0—
RECEIPTS			
Taxes	3,358,403.10		
TOTAL RECEIPTS			\$3,358,403.10
DISBURSEMENTS			
Deposits to Other State Agencies	3,358,403.10		
TOTAL DISBURSEMENTS			\$3,358,403.10
Balance on Hand — June 30, 1983			—0—


DEPARTMENT OF BUSINESS REGULATION
DIVISION OF PARI-MUTUEL WAGERING
COLLECTIONS FOR OTHER STATE AGENCIES
SUPPLEMENTAL SCHEDULE OF RECEIPTS
AND DISBURSEMENTS — ESTIMATED AND ACTUAL
FOR THE FISCAL YEAR ENDED JUNE 30, 1983

	<i>Estimated</i>	<i>Actual</i>	<i>Variance Favorable (Unfavorable)</i>
RECEIPTS			
Taxes	\$3,074,800.00	\$3,371,513.95	\$296,713.95
TOTAL RECEIPTS	\$3,074,800.00	\$3,371,513.95	\$296,713.95
DISBURSEMENTS			
Deposits to Other State Agencies	\$3,074,800.00	\$3,371,513.95	(\$296,713.95)
TOTAL DISBURSEMENTS	\$3,074,800.00	\$3,371,513.95	(\$296,713.95)
Excess (Deficiency) Receipts Over Disbursements	—0—	—0—	—0—

FUNDS	TRACK FRONTON REVENUE					
	Track Commission	Withheld for Additional Purses	Withheld for Capital Improvement	Total Track Revenues from P/M Handle	Distributed to Public from P/M Handle	
GRE						
A	\$ 8,812,866.35	\$ 408,491.05	\$ 423,607.50	\$ 9,644,964.90	\$ 67,628,714.50	
B	2,117,376.68	111,296.45	111,296.45	2,339,969.58	15,897,196.05	
B	17,192,846.28	848,237.92	880,973.58	18,922,057.78	132,193,754.15	
B	4,210,792.17	194,127.19	199,849.61	4,604,768.97	31,801,924.95	
D	3,623,454.90	165,637.71	167,310.39	3,956,403.00	27,145,224.73	
I	5,676,547.51	277,895.45	286,957.47	6,241,400.43	43,127,989.61	
I	11,638,783.18	573,767.70	587,033.18	12,799,584.06	89,623,091.16	
J	6,346,776.56	327,324.34	327,324.34	7,001,425.24	47,984,694.80	
J	1,569,000.77	67,363.70	134,726.66	1,771,091.13	11,271,305.90	
K	676,855.29	25,548.85	25,548.85	727,952.99	4,034,752.00	
O	4,467,498.44	233,280.45	233,280.45	4,934,059.34	33,730,588.75	
P	2,484,476.77	101,948.48	101,948.48	2,688,373.73	18,226,561.20	
S	10,078,107.32	472,001.83	472,001.83	11,022,110.98	77,552,307.80	
S	5,308,896.14	259,594.45	267,718.63	5,836,209.22	40,280,440.30	
S	4,843,066.53	229,840.44	232,340.32	5,305,247.29	36,703,224.62	
S	2,826,216.62	125,309.08	125,309.08	3,076,834.78	20,967,968.50	
W	2,217,742.60	85,104.96	85,104.96	2,387,952.52	16,347,418.20	
W	4,271,365.43	208,351.52	214,311.71	4,694,028.66	32,810,955.95	
	98,362,669.54	4,715,121.57	4,876,643.49	107,954,434.60	747,328,113.17	
JAI						
D	5,011,213.81		179,487.55	5,190,701.36	33,248,797.15	
F	3,143,188.08		101,006.30	3,244,194.38	20,485,801.70	
F	2,251,949.15		74,785.96	2,326,735.11	14,412,616.30	
F	4,512,501.08		163,226.17	4,675,727.25	29,817,757.00	
G	1,726,013.07		50,705.26	1,776,718.33	10,635,364.00	
M	7,209,983.28		353,143.29	7,563,126.57	47,967,409.55	
O	2,073,750.62		75,753.54	2,149,504.16	13,215,065.20	
S	1,647,538.91		52,891.10	1,700,430.01	10,313,262.65	
S	5,554,337.94		271,713.54	5,826,051.48	36,756,856.00	
S	3,932,624.42		144,333.03	4,076,957.45	26,166,539.70	
T	4,899,336.57		174,016.28	5,073,352.85	32,472,262.40	
V	3,167,377.15		94,870.60	3,262,247.75	20,437,497.75	
	45,129,814.08		1,735,932.62	46,865,746.70	295,929,229.40	
HAI						
T	4,895,063.45	3,817,845.41	438,343.39	9,151,252.25	40,731,440.10	
QU						
P	1,122,819.56	606,701.04	89,351.84	1,818,872.44	8,073,745.05	
HO						
C	11,893,596.55	10,400,718.25	1,150,822.57	23,445,137.37	111,065,381.25	
G	8,199,126.58	7,803,698.11	836,568.34	16,839,393.03	83,448,920.00	
H	5,547,549.49	5,008,856.82	534,952.85	11,091,359.16	53,572,927.18	
T	3,056,577.75	2,154,741.33	233,258.70	5,444,577.78	23,000,631.65	
T	5,179,059.48	4,600,411.17	507,835.90	10,287,306.55	49,136,276.25	
	33,875,909.85	29,968,425.68	3,263,438.36	67,107,773.89	320,224,136.33	
	7	\$183,386,276.48	\$39,108,093.70	\$10,403,709.70	\$232,898,079.88	\$1,412,286,664.05

EXHIBIT 'F' SUMMARY OF RACING REVENUES FOR REGULAR PERFORMANCES FISCAL YEAR 1982-1983

Association Name	No. Days Racing	No. Performances Held	Paid Attendance	Pari-Mutuel Handle	Tax on Attendance	Daily License Fee	TAX TO STATE		COLLECTIONS FOR PROMOTIONAL TRUST FUNDS				TRACK FRONTON REVENUE			Distributed to Public from P/M Handle	
							Tax on Handle	Breakage	Total Tax to State	1% Quarter Horse P/M Handle	Breakage	Total Collections for Promotional Trust Funds	Track Commission	Withheld for Additional Purses	Withheld for Capital Improvement		Total Track Revenues from P/M Handle
GREYHOUND RACING ASSOCIATIONS																	
Associated Outdoor Clubs, Inc.	104	157	799,129	\$ 83,705,213	\$ 87,706.43	\$ 163,280	\$ 6,063,296.15	\$ 204,957.45	\$ 6,519,240.03	\$	\$	\$	\$ 8,812,866.35	\$ 408,491.05	\$ 423,607.50	\$ 9,644,964.90	\$ 67,628,714.50
Bayard Raceways, Inc.	61	80	180,789	19,699,501	22,877.55	79,920	1,345,162.07	37,253.30	1,485,212.92				2,117,376.68	111,296.45	111,296.45	2,339,969.58	15,897,196.05
Biscayne Kennel Club, Inc.	159	243	1,329,133	163,767,247	135,839.41	252,640	11,984,610.78	414,184.29	12,787,274.48				17,192,846.28	848,237.92	880,973.58	18,922,057.78	132,193,754.15
Bonita Ft. Myers Corporation	108	159	492,429	39,417,926	61,623.07	165,200	2,693,662.34	152,369.74	3,072,855.15				4,210,792.17	194,127.19	199,849.61	4,604,768.97	31,801,924.95
Daytona Beach Kennel Club, Inc.	106	160	409,453	33,609,779	45,965.95	163,840	2,250,342.76	93,968.51	2,554,117.22				3,623,454.90	165,637.71	167,310.39	3,956,403.00	27,145,224.73
Investment Corporation of Palm Beach	105	159	593,162	53,434,116	64,836.86	159,760	3,758,892.77	146,073.19	4,259,562.82				5,676,547.51	277,895.45	286,957.47	6,241,400.43	43,127,989.61
Investment Corporation of South Florida	104	156	1,039,134	111,020,884	117,894.81	162,240	8,141,187.15	294,781.63	8,716,103.59				11,638,783.18	573,767.70	587,033.18	12,799,584.06	89,623,091.16
Jacksonville Kennel Club, Inc.	144	190	612,225	59,451,641	74,997.90	188,240	4,157,324.75	119,956.21	4,540,518.86				6,346,776.56	327,324.34	327,324.34	7,001,425.24	47,984,694.80
Jefferson County Kennel Club, Inc.	105	126	155,120	14,052,875	15,512.00	129,360	828,618.54	52,499.43	1,025,989.97				1,569,000.77	67,363.70	134,726.66	1,771,091.13	11,271,305.90
Keys Racing Association Ltd.	105	122	57,043	4,996,751	5,704.30	72,350	147,977.95	13,718.06	239,750.31				676,855.29	25,548.85	25,548.85	727,952.99	4,034,752.00
Orange Park Kennel Club, Inc.	106	141	392,714	41,796,551	46,971.20	140,080	2,908,637.84	83,185.07	3,178,874.11				4,467,498.44	233,280.45	233,280.45	4,934,059.34	33,730,588.75
Pensacola Greyhound Park Racing Inc.	105	159	247,371	22,544,350	28,016.37	156,400	1,411,270.60	61,744.47	1,657,431.44				2,484,476.77	101,948.48	101,948.48	2,688,373.73	18,226,561.20
St. Petersburg Kennel Club, Inc.	101	153	1,045,078	96,013,617	112,688.26	154,960	7,006,334.88	277,903.34	7,551,886.48				10,078,107.32	472,001.83	472,001.83	11,022,110.98	77,552,307.80
Sanford Orlando Kennel Club, Inc.	105	158	517,388	49,892,548	67,260.44	164,080	3,491,633.64	120,184.84	3,843,158.92				5,308,896.14	259,594.45	267,718.63	5,836,209.22	40,280,440.30
Sarasota Kennel Club, Inc.	101	152	447,676	45,455,774	58,197.88	157,280	3,165,838.77	124,183.32	3,505,499.97				4,843,066.53	229,840.44	232,340.32	5,305,247.29	36,703,224.62
Seminole Greyhound Park, Inc.	105	157	275,475	25,956,390	42,028.08	162,080	1,674,385.61	75,121.11	1,953,614.80				2,826,216.62	125,309.08	125,309.08	3,076,834.78	20,967,968.50
Washington County Kennel Club, Inc.	106	144	210,940	20,214,756	27,422.20	149,680	1,262,721.43	66,983.85	1,506,807.48				2,217,742.60	85,104.96	85,104.96	2,387,952.52	16,347,418.20
West Flagler Associates, Inc.	47	71	349,944	40,631,802	37,873.41	73,840	2,953,116.97	99,860.42	3,164,690.80				4,271,365.43	208,351.52	214,311.71	4,694,028.66	32,810,955.95
TOTAL GREYHOUND TRACKS	1,877	2,687	9,154,203	925,661,721	1,053,416.12	2,695,230	65,245,015.00	2,438,928.23	71,432,589.35				98,362,669.54	4,715,121.57	4,876,643.49	107,954,434.60	747,328,113.17
JAI-ALAI FRONTONS																	
Dania Jai-Alai Palace, Inc.	110	159	618,692	41,312,250	80,353.40	152,640	2,650,944.84	69,166.65	2,953,104.89				5,011,213.81		179,487.55	5,190,701.36	33,248,797.15
Florida Jai-Alai, Inc.	106	159	315,645	25,447,787	41,033.85	152,640	1,524,568.01	40,582.91	1,758,824.77				3,143,188.08		101,006.30	3,244,194.38	20,485,801.70
Ft. Pierce Jai-Alai, Inc.	107	161	232,984	17,906,783	30,287.92	155,040	985,606.68	26,784.91	1,197,719.51				2,251,949.15		74,785.96	2,326,735.11	14,412,616.30
Fronton Inc.	105	159	470,552	37,051,111	61,171.76	152,640	2,348,403.91	56,582.84	2,618,798.51				4,512,501.08		163,226.17	4,675,727.25	29,817,757.00
Golden Crown Corp.	110	136	151,596	13,209,682	19,707.43	81,600	696,487.51	19,512.16	817,307.10				1,726,013.07		50,705.26	1,776,718.33	10,635,364.00
Miami Jai-Alai, Inc.	105	159	670,589	59,715,574	102,069.22	152,640	3,957,580.82	74,817.06	4,287,107.10				7,209,983.28		353,143.29	7,563,126.57	47,967,409.55
Ocala Jai-Alai, Inc.	105	158	221,536	16,427,952	28,799.68	152,480	885,934.57	24,968.07	1,092,182.32				2,073,750.62		75,753.54	2,149,504.16	13,215,065.20
Sports Palace, Inc.	110	161	192,360	12,812,824	25,006.80	154,560	623,935.55	20,635.79	824,138.14				1,647,538.91		52,891.10	1,700,430.01	10,313,262.65
Summer Jai-Alai, Inc.	106	160	521,647	45,757,694	76,360.36	155,040	2,964,796.30	54,950.22	3,251,146.88				5,554,337.94		271,713.54	5,826,051.48	36,756,856.00
Summersport Enterprises Ltd.	110	110	430,067	32,514,466	55,908.71	106,080	2,113,277.17	51,611.68	2,326,877.56				3,932,624.42		144,333.03	4,076,957.45	26,166,539.70
Tampa Jai-Alai, Inc.	105	159	605,426	40,347,864	78,705.38	152,640	2,582,473.44	67,135.31	2,880,954.13				4,899,336.57		174,016.28	5,073,352.85	32,472,262.40
Volusia Jai-Alai, Inc.	153	208	396,749	25,378,986	51,577.37	200,640	1,432,708.10	45,892.40	1,730,817.87				3,167,377.15		94,870.60	3,262,247.75	20,437,497.75
TOTAL JAI-ALAI FRONTONS	1,332	1,889	4,827,843	367,882,973	650,981.88	1,768,640	22,766,716.90	552,640.00	25,738,978.78				45,129,814.08		1,735,932.62	46,865,746.70	295,929,229.40
HARNESS RACING ASSOCIATIONS																	
Tourist Attractions, Inc.	105	105	489,189	50,904,602	97,290.09	119,600	640,599.80		857,489.89		261,709.85	261,709.85	4,895,063.45	3,817,845.41	438,343.39	9,151,252.25	40,731,440.10
QUARTER HORSE RACING ASSOCIATIONS																	
Pompano Park, Inc.	53	53	119,966	10,111,684	17,059.31	57,200			74,259.31	101,116.84	60,749.67	161,866.51	1,122,819.56	606,701.04	89,351.84	1,818,872.44	8,073,745.05
HORSE RACING ASSOCIATIONS																	
Calder Race Course, Inc.	133	133	878,823	138,676,239	152,196.53	131,300	3,259,615.95		3,543,112.48		774,804.43	774,804.43	11,893,596.55	10,400,718.25	1,150,822.57	23,445,137.37	111,065,381.25
Gulfstream Park Racing Association	50	50	550,346	104,049,307	166,598.73	50,100	3,144,877.13		3,361,575.86		566,016.84	566,016.84	8,199,126.58	7,803,698.11	836,568.34	16,839,393.03	83,448,920.00
Hialeah, Inc.	50	50	344,368	66,784,756	102,786.69	50,800	1,708,896.93		1,862,483.62		360,772.73	360,772.73	5,547,549.49	5,008,856.82	534,952.85	11,091,359.16	53,572,927.18
Tampa Bay Downs, Inc.*	73	73	272,154	28,729,882	52,541.52	75,800	20,247.07		148,588.59		188,625.50	188,625.50	3,056,577.75	2,154,741.33	233,258.70	5,444,577.78	23,000,631.65
Tropical Park, Inc.	50	50	365,305	61,338,814	56,121.61	50,000	1,529,180.89		1,635,302.50		336,050.31	336,050.31	5,179,059.48	4,600,411.17	507,835.90	10,287,306.55	49,136,276.25
TOTAL HORSE TRACKS	356	356	2,410,996	399,578,998	530,245.08	358,000	9,662,817.97		10,551,063.05		2,226,269.81	2,226,269.81	33,875,909.85	29,968,425.68	3,263,438.36	67,107,773.89	320,224,136.33
TOTAL ALL TRACKS AND FRONTONS	3,723	5,090	17,002,197	\$1,754,139,978	\$2,348,992.48	\$4,998,670	\$98,315,149.67	\$2,991,568.23	\$108,654,380.38	\$101,116.84	\$2,548,729.33	\$2,649,846.17	\$183,386,276.48	\$39,108,093.70	\$10,403,709.70	\$232,898,079.88	\$1,412,286,664.05




EX FISCAL YEAR 1982-1983

UNDS	TRACK FRONTON REVENUES				Distributed to Public from P/M Handle
	Track Commission	Withheld for Additional Purses	Withheld for Capital Improvement	Total Track Revenues from P/M Handle	
GRE					
Ass	\$ 155,419.66	\$ 7,145.80	\$ 7,447.06	\$ 170,012.52	\$ 1,177,793.20
Bis	140,876.49	7,524.08	7,626.82	156,027.39	1,081,661.20
Bo	87,566.33	4,308.80	4,308.80	96,183.93	650,529.95
Da	65,456.80	3,125.25	3,125.25	71,707.30	489,886.85
Inv	111,968.36	5,564.83	5,719.93	123,253.12	842,550.74
Inv	96,599.73	4,824.24	4,874.11	106,298.09	738,535.27
Jac	81,455.12	4,217.66	4,217.66	89,890.44	611,257.10
Jeff	44,934.43	1,913.71	3,827.40	50,675.54	320,356.00
Key	14,592.72	550.56	550.56	15,693.84	82,577.20
Or	70,691.85	3,739.63	3,739.63	78,171.11	527,419.30
Per	61,412.57	2,563.16	2,563.16	66,538.89	441,545.70
St.	162,114.10	7,564.16	7,564.16	177,242.42	1,245,016.40
Sa	137,567.77	6,557.77	6,832.79	150,958.33	1,037,565.20
Sa	77,435.80	3,542.34	3,599.90	84,578.04	583,363.27
Sen	24,042.02	1,065.98	1,065.98	26,173.98	173,885.80
Wa	42,251.44	1,563.24	1,563.24	45,377.92	303,197.90
We	104,552.44	5,112.87	5,222.97	114,888.28	800,983.90
T	1,478,937.63	70,884.09	73,849.42	1,623,671.14	11,108,124.98
JAI-A					
Da	94,809.70		3,459.22	98,268.92	617,747.80
Flo	74,392.71		2,548.28	76,940.99	477,823.50
Fl.	35,431.51		1,170.46	36,601.97	218,524.60
Th	86,660.56		3,060.55	89,721.11	567,151.40
Go	48,993.35		1,321.40	50,314.75	292,977.20
Mi	169,483.51		8,807.04	178,290.55	1,126,177.20
Oct	29,976.40		1,191.00	31,167.40	186,747.70
Spe	32,276.80		1,050.07	33,326.87	197,401.20
Su	138,469.31		4,898.91	143,368.22	915,453.30
Ta	114,548.52		4,499.50	119,048.02	750,845.90
Vol	49,725.71		1,440.01	51,165.72	312,274.10
T	874,768.08		33,446.44	908,214.52	5,663,123.90
HAR					
To	111,611.73	81,537.83	9,466.07	202,615.63	870,026.60
HOR					
Cal	314,681.98	261,927.84	28,887.74	605,497.56	2,799,875.60
Ta	259,987.39	182,696.87	19,699.70	462,383.96	1,951,585.70
T	574,669.37	444,624.71	48,587.44	1,067,881.52	4,751,461.30
T	\$3,039,986.81	\$597,046.63	\$165,349.37	\$3,802,382.81	\$22,392,736.78

EXHIBIT 'G' CHARITY/SCHOLARSHIP DAY PERFORMANCES

FISCAL YEAR 1982-1983

Association Name	No. Days Racing	No. Performances Held	Paid Attendance	Pari-Mutuel Handle	TAX TO STATE				COLLECTIONS FOR PROMOTIONAL TRUST FUNDS				TRACK FRONTON REVENUES						
					Tax on Attendance	Tax on Handle	Breakage	Minimum Required Payment	Daily License Fee	1% Quarter Horse P/M Handle	Breakage	Total Collections for Promotional Trust Funds	Track Commission	Withheld for Additional Purses	Withheld for Capital Improvement	Total Track Revenues from P/M Handle	Distributed to Public from P/M Handle		
GREYHOUND RACING ASSOCIATIONS																			
Associated Outdoor Clubs, Inc.	5	5	11,800	\$ 1,457,947	\$ 1,307.89	\$ 101,303.96	\$ 3,637.32	\$ 106,249.17	\$ 5,200		\$	\$	\$ 155,419.66	\$ 7,145.80	\$ 7,447.06	\$ 170,012.52	\$ 1,177,793.20		
Biscayne Kennel Club, Inc.	2	2	10,911	1,341,686	1,116.06	98,168.14	3,749.27	103,033.47	2,080				140,876.49	7,524.08	7,626.82	156,027.39	1,081,661.20		
Bonita Ft. Myers Corporation	5	5	8,521	806,634	1,034.17	51,804.19	2,915.93	55,754.29	5,200				87,566.33	4,308.80	4,308.80	96,183.93	650,529.95		
Daytona Beach Kennel Club, Inc.	3	3	7,194	606,610	826.56	40,402.36	1,493.49	42,722.41	3,120				65,456.80	3,125.25	3,125.25	71,707.30	489,886.85		
Investment Corporation of Palm Beach	4	4	10,289	1,044,615	1,128.23	71,790.74	3,180.40	76,099.37	3,840				111,968.36	5,564.83	5,719.93	123,253.12	842,550.74		
Investment Corporation of South Florida	2	2	7,475	915,156	818.06	65,751.86	2,490.78	69,060.70	2,080				96,599.73	4,824.24	4,874.11	106,298.09	738,535.27		
Jacksonville Kennel Club, Inc.	3	3	7,357	757,166	877.90	51,844.62	1,293.84	54,016.36	2,880				81,455.12	4,217.66	4,217.66	89,890.44	611,257.10		
Jefferson County Kennel Club, Inc.	4	4	4,084	399,972	408.40	22,797.87	1,982.59	25,188.86	4,160				44,934.43	1,913.71	3,827.40	50,675.54	320,356.00		
Keys Racing Association Ltd.	3	3	1,246	102,322	124.60	2,076.47	274.49	2,475.56	1,700				14,592.72	550.56	550.56	15,693.84	82,577.20		
Orange Park Kennel Club, Inc.	3	3	5,979	653,567	706.05	43,971.09	1,125.50	45,802.64	2,880				70,691.85	3,739.63	3,739.63	78,171.11	527,419.30		
Pensacola Greyhound Park Racing Inc.	5	5	6,005	546,672	683.36	32,047.07	1,740.34	34,470.77	4,800				61,412.57	2,563.16	2,563.16	66,538.89	441,545.70		
St. Petersburg Kennel Club, Inc.	3	3	14,884	1,540,890	1,629.88	111,407.65	4,103.53	117,141.06	3,120				162,114.10	7,564.16	7,564.16	177,242.42	1,245,016.40		
Sanford Orlando Kennel Club, Inc.	5	5	12,052	1,285,395	1,566.76	88,190.02	3,481.45	93,238.23	5,200				137,567.77	6,557.77	6,832.79	150,958.33	1,037,565.20		
Sarasota Kennel Club, Inc.	3	3	7,889	723,048	1,025.57	49,251.65	2,735.04	53,012.26	3,120				77,435.80	3,542.34	3,599.90	84,578.04	583,363.27		
Seminole Greyhound Park, Inc.	2	2	2,119	215,432	262.84	12,572.83	719.39	13,555.06	2,080				24,042.02	1,065.98	1,065.98	26,173.98	173,885.80		
Washington County Kennel Club, Inc.	4	4	3,793	374,962	493.09	20,897.11	1,329.07	22,719.27	4,160				42,251.44	1,563.24	1,563.24	45,377.92	303,197.90		
West Flagler Associates, Inc.	2	2	8,142	991,720	884.76	71,570.72	2,197.10	74,652.58	2,080				104,552.44	5,112.87	5,222.97	114,888.28	800,983.90		
TOTAL GREYHOUND TRACKS	58	58	129,740	13,763,794	14,894.18	935,848.35	38,449.53	989,192.06	57,700				1,478,937.63	70,884.09	73,849.42	1,623,671.14	11,108,124.98		
JAI-ALAI FRONTONS																			
Dania Jai-Alai Palace, Inc.	5	5	9,036	767,619	1,174.68	45,625.95	1,176.33	47,976.96	4,800				94,809.70		3,459.22	98,268.92	617,747.80		
Florida Jai-Alai, Inc.	6	6	7,232	593,799	940.16	33,284.73	949.78	35,174.67	4,800				74,392.71		2,548.28	76,940.99	477,823.50		
Ft. Pierce Jai-Alai, Inc.	4	4	3,442	271,521	447.46	12,177.98	376.45	13,001.89	3,840				35,431.51		1,170.46	36,601.97	218,524.60		
The Fronton Inc.	4	4	7,732	704,661	1,005.16	42,930.92	1,017.57	44,953.65	3,840				86,660.56		3,060.55	89,721.11	567,151.40		
Golden Crown Corp.	5	5	3,626	363,779	471.38	16,953.31	533.74	17,958.43	3,000				48,993.35		1,321.40	50,314.75	292,977.20		
Miami Jai-Alai, Inc.	4	4	14,333	1,402,449	2,252.79	92,473.89	1,667.36	96,394.04	3,840				169,483.51		8,807.04	178,290.55	1,126,177.20		
Ocala Jai-Alai, Inc.	3	3	2,910	232,287	378.30	11,167.38	324.52	11,870.20	2,880				29,976.40		1,191.00	31,167.40	186,747.70		
Sports Palace, Inc.	4	4	3,554	245,301	462.02	10,316.37	416.56	11,194.95	3,840				32,276.80		1,050.07	33,326.87	197,401.20		
Summersport Enterprises Ltd.	5	5	14,900	1,137,349	1,937.00	71,876.78	1,850.70	75,664.48	4,800				138,469.31		4,898.91	143,368.22	915,453.30		
Tampa Jai-Alai, Inc.	5	5	12,194	933,537	1,585.22	57,406.13	1,436.95	60,428.30	4,800				114,548.52		4,499.50	119,048.02	750,845.90		
Volusia Jai-Alai, Inc.	5	5	5,988	387,791	778.44	18,658.17	733.01	20,169.62	4,960				49,725.71		1,440.01	51,165.72	312,274.10		
TOTAL JAI-ALAI FRONTONS	50	50	84,947	7,040,093	11,432.61	412,871.61	10,482.97	434,787.19	45,400				874,768.08		33,446.44	908,214.52	5,663,123.90		
HARNESS RACING ASSOCIATIONS																			
Tourist Attractions, Inc.	3	3	10,161	1,087,171	2,014.92	6,176.65		8,191.57	3,300				5,052.12	5,052.12	111,611.73	81,537.83	9,466.07	202,615.63	870,026.60
HORSE RACING ASSOCIATIONS																			
Calder Race Course, Inc.	5	5	24,253	3,492,371	5,395.42	65,748.25		71,143.67	4,000				17,249.59	17,249.59	314,681.98	261,927.84	28,887.74	605,497.56	2,799,875.60
Tampa Bay Downs, Inc.*	7	7	26,054	2,435,958	4,916.77			4,916.77	7,100				14,888.34	14,888.34	259,987.39	182,696.87	19,699.70	462,383.96	1,951,585.70
TOTAL HORSE TRACKS	12	12	50,307	5,928,329	10,312.19	65,748.25		76,060.44	11,100				32,137.93	32,137.93	574,669.37	444,624.71	48,587.44	1,067,881.52	4,751,461.30
TOTAL ALL TRACKS AND FRONTONS	123	123	275,155	\$27,819,387	\$38,653.90	\$1,420,644.86	\$48,932.50	\$1,508,231.26	\$117,500				\$37,190.05	\$37,190.05	\$3,039,986.81	\$597,046.63	\$165,349.37	\$3,802,382.81	\$22,392,736.78



SUMMARY OF RACING REVENUES

State Revenue from Regular Performances:	
Tax on Admission	\$ 2,348,992.48
Daily License Fee	4,998,670.00
Tax on Handle	98,315,149.67
Breakage on Greyhound & Jai-Alai	<u>2,991,568.23</u>
Total State Tax Revenue from Regular Performances	108,654,380.38
State Revenue from Charity Performances:	
Daily License Fees	<u>117,500.00</u>
Total State Tax Revenue from Charity Days	117,500.00
Other State Revenue:	
Occupational Licenses	566,685.75
Stable/Kennel Registration	42,275.00
Fingerprint Fees	128,146.00
Escheat Tickets-Greyhounds/Jai-Alai	2,537,582.80
Department of Education-Racing Scholarship Fund	289,929.43
Racing Research Trust Fund-Fines	8,120.67
Miscellaneous Revenues	48,992.34
Refunds of Prior Years Appropriation	<u>625.96</u>
Total Other State Revenues	3,622,357.95
Florida Thoroughbred Breeders' Harness Horse Racing & Quarter Horse Racing Promotional Trust Funds:	
Escheat Tickets	659,090.39
Breakage-Regular Performances	2,548,729.33
Breakage-Charity Performances	37,190.05
1% of Handle — Quarterhorses	<u>\$101,116.84</u>
Total Promotional Trust Fund Revenue	<u>3,346,126.61</u>
TOTAL REVENUES GENERATED	<u><u>\$115,740,364.94</u></u>

EXHIBIT 'H'
DIVISION OF PARI-MUTUEL WAGERING
FROM EXTRA DAYS OF RACING FOR
BOARD OF REGENTS—SCHOLARSHIP FUND

Bonita-Ft. Myers Corp.	\$ 14,132.00
Dania Jai-Alai Palace, Inc.	14,026.85
Daytona Beach Kennel Club, Inc.	19,142.51
Florida Jai-Alai, Inc.	9,223.09
Ft. Pierce Jai-Alai, Inc.	4,098.91
Golden Crown Corporation	3,647.07
Investment Corporation of Palm Beach	30,140.00
Jefferson County Kennel Club, Inc.	9,436.00
Keys Racing Association, Ltd.	2,104.57
Ocala Jai-Alai, Inc.	4,784.51
Pensacola Greyhound Park, Inc.	10,142.81
St. Petersburg Kennel Club, Inc.	63,673.69
Sanford-Orlando Kennel Club, Inc.	26,180.38
Sarasota Kennel Club, Inc.	24,494.01
Tampa Bay Downs, Inc.	12,414.50
Tampa Jai-Alai, Inc.	15,831.12
Tourist Attractions, Inc.	13,573.14
Volusia Jai-Alai, Inc.	3,281.00
Washington County Kennel Club, Inc.	<u>9,603.27</u>
TOTAL RECEIPTS DEPOSITED TO	
SCHOLARSHIP FUND	<u><u>\$289,929.43</u></u>

EXHIBIT 'I'
DIVISION OF PARI-MUTUEL WAGERING
FROM ESCHEATED PARI-MUTUEL TICKETS FOR
PRINCIPAL OF STATE SCHOOL FUND

	<i>From 1979-1980 Season</i>	<i>From 1980-1981 Season</i>	<i>From 1981-1982 Season</i>	<i>Grand Total</i>
Associated Outdoor Clubs, Inc. . . .	\$	\$	\$ 187,848.00	\$ 187,848.00
Bayard Raceways, Inc.			38,442.40	38,442.40
Biscayne Kennel Club, Inc.			163,261.00	163,261.00
Bonita Ft. Myers Corp.			28.60	110,819.20
Dania Jai-Alai Palace, Inc.				134,268.30
Daytona Beach Kennel Club, Inc. . .			58,486.60	58,486.60
Florida Jai-Alai, Inc.			68.40	43,565.60
Ft. Pierce Jai-Alai, Inc.			32,686.90	32,686.90
The Fronton, Inc.			61,855.20	79,976.40
Investment Corp. of Palm Beach . .			100,829.40	100,829.40
Investment Corp. of South Florida Jefferson County	64.20		229,386.50	229,450.70
Kennel Club, Inc.			17,562.20	17,562.20
Keys Racing Association, Ltd. . . .	472.20	29.60	19,927.60	20,429.40
Miami Jai-Alai, Inc.	2,188.40		169,264.60	171,453.00
Ocala Jai-Alai, Inc.	41.20	36,831.10		36,872.30
Orange Park Kennel Club, Inc. . . .			105,298.50	105,298.50
Pensacola Greyhound Racing, Inc.			49,301.60	49,301.60
St. Petersburg Kennel Club, Inc. . .	67.50		222,146.40	222,213.90
Sanford-Orlando Kennel Club, Inc.			75,625.60	75,625.60
Sarasota Kennel Club, Inc.			72,983.00	72,983.00
Seminole Greyhound Park, Inc. . . .			53,805.10	53,805.10
Sports Palace, Inc.			32,260.40	32,260.40
Summer Jai-Alai, Inc.			109,563.20	109,563.20
Summersport Enterprises, Ltd.			79,050.20	79,050.20
Tampa Jai-Alai, Inc.			83,381.40	83,381.40
Volusia Jai-Alai, Inc.			47,336.90	47,336.90
Washington County				
Kennel Club, Inc.			42,339.80	42,339.80
West Flagler Associated, Ltd.			76,616.60	76,616.60
TOTAL RECEIPTS DEPOSITED TO SCHOOL FUND			\$2,833.50 \$1,124,459.20 \$1,410,290.10	\$2,537,582.80

EXHIBIT 'J'
DIVISION OF PARI-MUTUEL WAGERING
RACING REVENUE COLLECTED BY
GEOGRAPHICAL LOCATION

	<i>Handle</i>	<i>Paid Attendance</i>	<i>Total State Revenue</i>	<i>%</i>
Brevard County				
Sports Palace, Inc.	\$ 12,812,824	192,360	\$ 861,846.54	.74
Broward County				
Dania Jai-Alai Palace, Inc.	41,312,250	618,692	3,109,180.68	2.69
Gulfstream Park Racing Assoc. ...	104,049,307	550,346	3,973,263.87	3.43
Inv. Corp. of South Florida	111,020,884	1,039,134	8,960,086.54	7.74
Pompano Park, Inc.	10,111,684	119,966	283,484.96	.24
Summersport Enterprises, Ltd. ...	32,514,466	430,067	2,418,035.76	2.09
Tourist Attractions, Inc.	50,904,602	489,189	1,363,229.30	1.19
Clay County				
Orange Park Kennel Club, Inc. ...	41,796,551	392,714	3,289,595.61	2.84
Dade County				
General Office / Miscellaneous				
Receipts and Licenses			27,483.16	.02
Biscayne Kennel Club, Inc.	163,767,247	1,329,133	12,963,544.73	11.20
Calder Race Course, Inc.	138,676,239	878,823	4,605,643.20	3.98
Hialeah, Inc.	66,784,756	344,368	2,555,218.33	2.21
Miami Jai-Alai, Inc.	59,715,574	670,589	4,472,001.02	3.86
Summer Jai-Alai	45,757,694	521,647	3,374,114.08	2.92
Tropical Park, Inc. (at Calder) ...	61,338,814	365,305	2,096,163.31	1.81
West Flagler Assoc., Ltd.	40,631,802	349,944	3,262,834.32	2.82
Duval County				
Jacksonville Kennel Club, Inc. ...	59,451,641	612,225	4,546,818.86	3.93
Escambia County				
Pensacola Greyhound Park, Inc. ...	22,544,350	247,371	1,731,135.60	1.50
Gadsden County				
Golden Crown Corp.	13,209,682	151,596	826,417.17	.71
Hillsborough County				
Associated Outdoor Club, Inc. ...	83,705,213	799,129	6,723,561.03	5.81
Tampa Bay Downs, Inc.	28,729,882	272,154	485,987.83	.42
Tampa Jai-Alai, Inc.	40,347,864	605,426	2,989,915.65	2.58
Jefferson County				
Jefferson County				
Kennel Club, Inc.	14,052,875	155,120	1,068,549.17	.92
Lee County				
Bonita-Ft. Myers Corp.	39,417,926	492,429	3,213,095.35	2.78

	<i>Handle</i>	<i>Paid Attendance</i>	<i>Total State Revenue</i>	<i>%</i>
Marion County				
Ocala Jai-Alai, Inc.	\$ 16,427,952	221,536	\$ 1,143,478.13	.99
Monroe County				
Keys Racing Assoc., Ltd.	4,996,751	57,043	267,924.28	.23
Palm Beach County				
The Fronton, Inc.	37,051,111	470,552	2,773,357.11	2.40
Inv. Corp. of Palm Beach	53,434,116	593,162	4,275,714.22	3.69
Pinellas County				
St. Petersburg Kennel Club, Inc.	96,013,617	1,045,078	7,852,424.07	6.78
St. John's County				
Bayard Raceways, Inc.	19,699,501	180,789	1,535,585.32	1.33
St. Lucie County				
Ft. Pierce Jai-Alai, Inc.	17,906,783	232,984	1,240,795.32	1.07
Sarasota County				
Sarasota Kennel Club, Inc.	45,455,774	447,676	3,621,901.98	3.13
Seminole County				
Florida Jai-Alai, Inc.	25,447,787	315,645	1,820,205.46	1.57
Sanford-Orlando Kennel Club, Inc.	49,892,548	517,388	3,957,312.90	3.42
Seminole Greyhound Park, Inc. ..	25,956,390	275,475	2,033,779.43	1.76
Volusia County				
Daytona Beach Kennel Club, Inc.	33,609,779	409,453	2,652,428.33	2.29
Volusia Jai-Alai, Inc.	25,378,986	396,749	1,792,286.77	1.55
Washington County				
Washington County Kennel Club, Inc.	20,214,756	210,940	1,571,965.55	1.36
TOTAL STATE REVENUE ..			\$115,740,364.94	100.00%

EXHIBIT 'K'
DIVISION OF PARI-MUTUEL WAGERING
PAID ATTENDANCE, PARI-MUTUEL HANDLE, STATE REVENUE
Season 1931-32 Thru Season 1982-1983

Season	Number of Racing Days	Total Paid Attendance	Total Pari-Mutuel Handle	State Revenue as a Percent of Handle	Total State Revenue
1931-1932	462	1,157,161	\$ 17,365,424.00	4.24%	\$ 737,300.70
1932-1933	550	1,281,017	19,146,938.00	3.99	763,877.09
1933-1934	609	1,591,024	27,549,567.00	3.89	1,072,364.22
1934-1935	775	2,024,636	36,577,493.00	3.83	1,401,176.87
1935-1936	906	1,854,292	38,826,132.00	3.70	1,436,957.07
1936-1937	1,029	2,330,964	50,121,647.00	3.67	1,838,338.53
1937-1938	1,053	2,401,367	54,047,114.00	3.64	1,969,740.68
1938-1939	1,025	2,373,271	55,272,416.00	3.62	2,000,758.63
1939-1940	1,057	2,517,436	64,388,377.00	3.58	2,302,834.13
1940-1941	902	2,695,464	68,280,202.00	3.57	2,436,374.09
1941-1942	972	2,195,080	63,601,585.00	6.91	4,392,861.86
1942-1943	734	854,256	26,658,646.00	4.00	1,066,087.70
1943-1944	982	2,458,933	109,561,969.00	6.23	6,824,272.72
1944-1945	333	945,341	35,171,557.00	5.71	2,007,853.08
1945-1946	1,442	4,448,084	211,571,289.00	7.35	15,554,033.94
1946-1947	1,298	4,444,543	194,710,333.00	7.54	14,680,730.51
1947-1948	1,318	4,344,479	180,647,561.00	7.50	13,542,407.27
1948-1949	1,404	4,641,038	178,171,736.00	7.42	13,222,461.84
1949-1950	1,377	4,539,742	178,842,858.00	7.33	13,101,521.89
1950-1951	1,378	4,643,293	204,385,597.00	7.34	14,997,486.10
1951-1952	1,432	5,279,674	248,728,380.00	7.27	18,090,497.77
1952-1953	1,549	5,732,369	272,696,059.00	7.24	19,734,513.61
1953-1954	1,722	5,812,577	276,681,999.00	7.24	20,026,021.78
1954-1955	1,731	5,809,467	284,044,131.00	7.22	20,521,462.81
1955-1956	1,879	5,915,941	310,681,432.00	7.78	24,180,833.82
1956-1957	1,907	6,035,932	322,948,073.00	7.73	24,969,496.52
1957-1958	2,012	5,626,152	315,546,506.00	7.70	24,306,949.76
1958-1959	2,055	5,966,709	329,141,335.00	7.64	25,157,459.81
1959-1960	2,180	6,209,688	347,947,488.00	7.65	26,609,331.64
1960-1961	2,216	6,328,535	344,173,946.00	7.60	26,163,297.64
1961-1962	2,273	6,735,583	363,082,896.00	7.55	27,420,986.32
1962-1963	2,276	6,919,691	374,598,480.00	7.58	28,392,064.52
1963-1964	2,335	7,878,991	418,056,340.00	7.54	31,503,458.39
1964-1965	2,318	8,537,248	462,298,032.00	7.57	34,984,262.18
1965-1966	2,498	8,969,589	500,471,936.00	7.53	37,667,499.22
1966-1967	2,596	9,020,232	515,430,636.00	7.45	38,408,241.36
1967-1968	2,537	9,459,239	563,772,040.00	7.45	41,980,547.50
1968-1969	2,623	9,912,630	630,034,977.00	7.42	46,743,699.90
1969-1970	2,678	10,735,962	712,244,838.00	7.28	51,882,798.39
1970-1971	2,873	11,737,046	778,550,830.00	7.18	55,876,621.72
1971-1972	2,959	12,769,157	864,502,920.00	7.06	61,038,724.52
1972-1973	3,019	13,747,714	978,174,354.00	7.02	68,669,716.49
1973-1974	3,160	14,883,698	1,083,208,538.00	7.05	76,315,213.03
1974-1975	3,229	16,192,983	1,156,152,799.00	7.21	83,593,771.84
1975-1976	3,252	16,293,398	1,168,767,050.00	7.27	84,996,163.58
1976-1977	3,307	16,276,898	1,244,159,788.00	7.18	89,376,224.14
1977-1978	3,416	16,789,933	1,361,155,037.00	6.70	91,211,859.38
1978-1979	3,514	17,274,154	1,547,072,800.00	6.71	103,829,406.55
1979-1980	3,380	16,223,047	1,588,944,696.00	6.73	107,009,882.79
1980-1981	3,711	17,074,874	1,683,134,201.00	6.59	110,861,171.21
1981-1982	3,660	16,959,977	1,712,354,503.00	6.56	112,323,147.32
1982-1983	3,723	17,002,197	1,754,139,978.00	6.60	115,740,364.94
Totals	103,626	393,852,706	\$26,327,795,459.00	7.01%	\$1,844,935,429.37

EXHIBIT 'L'
DIVISION OF PARI-MUTUEL WAGERING
SUMMARY OF ADDITIONAL DAYS OF RACING HELD FOR
CHARITABLE PURPOSES DURING FISCAL PERIOD

<i>Association</i>	<i>Date</i>	<i>Statutory Authority</i>	<i>Beneficiary</i>	<i>Paid Attendance</i>	<i>Pari-Mutuel Handle</i>
Associated Outdoor Clubs, Inc.	09-09-82	550.03	Charity	2,174	\$ 281,882
	09-16-82	550.03	Univ. of S. Fla.	2,269	273,914
	09-23-82	63-738	Univ. of Tampa	2,287	276,109
	09-30-82	550.03	Charity	2,549	322,077
Biscayne Kennel Club, Inc.	10-07-82	550.03	Charity	2,521	303,965
	12-13-82	550.03	Barry College	5,354	628,251
Biscayne Kennel Club, Inc.	12-20-82	550.03	Charity	5,557	713,435
	12-20-82	550.03	Charity	1,713	173,333
Bonita-Ft. Myers Corporation	12-21-82	550.03	Scholarship	1,775	177,913
	12-22-82	550.03	Charity	1,791	148,721
	12-24-82	550.03	Board of Regents	1,351	121,877
	12-31-82	550.03	Charity	1,891	184,790
	05-10-82	550.03	Charity	4,922	677,213
Calder Race Course, Inc.	05-12-82	550.03	Charity	5,345	741,796
	05-17-82	550.03	Charity	4,656	697,922
	05-19-82	550.03	Charity	4,896	706,123
	05-24-82	550.03	Charity	4,434	669,317
	12-10-82	550.03	Charity	1,344	125,038
Dania Jai-Alai Palace, Inc.	12-17-82	550.03	Broward Comm. College Foundation	1,588	133,811
	01-04-83	550.03	Charity	1,953	147,314
	01-11-83	550.03	Board of Regents	2,202	170,101
	04-01-83	550.03	Charity	1,949	191,355
	09-07-82	550.03	Scholarship	1,846	179,910
	09-08-82	550.03	Charity	2,619	210,710
Daytona Beach Kennel Club, Inc.	09-09-82	550.03	Charity	2,729	215,990
	10-19-82	550.03	Board of Regents	1,307	107,296
	10-27-82	550.03	Scholarship	1,506	117,729
Florida Jai-Alai, Inc.	12-07-82	550.03	Charity	1,455	136,133
	12-15-82	550.03	Charity	1,555	129,077
	12-28-82	550.03	Scholarship	1,409	103,564
	08-16-82	550.03	College	926	74,853
	08-23-82	550.03	Board of Regents	873	64,304
Ft. Pierce Jai-Alai, Inc.	08-30-82	550.03	Charity	844	68,972
	09-13-82	550.03	Charity	799	63,392
	11-11-82	550.03	Charity	2,309	203,023
	12-02-82	550.03	Charity	1,755	166,366
The Fronton, Inc.	12-09-82	550.03	Scholarship	1,799	164,544
	12-16-82	550.03	Charity	1,869	170,728
	10-09-82	550.03	Florida A&M	781	71,872
	10-30-82	550.03	Hist. Society	692	67,270
Golden Crown Corp.	11-13-82	550.03	Board of Regents	807	78,448
	11-27-82	550.03	Charity	657	64,945
	04-23-82	550.03	Florida A&M	689	81,244

<i>Association</i>	<i>Date</i>	<i>Statutory Authority</i>	<i>Beneficiary</i>	<i>Paid Attendance</i>	<i>Pari-Mutuel Handle</i>
Investment Corp. of Palm Beach	12-06-82	550.03	Board of Regents	2,512	271,278
	12-07-82	550.03	Charity	2,761	264,169
	12-13-82	550.03	Charity	2,367	252,676
	12-14-82	550.03	Charity	2,649	256,492
Investment Corp. of South Florida	12-31-82	550.03	Nova University	3,715	\$ 479,823
	03-07-83	550.03	Univ. of Miami and United Way	3,760	435,333
Jacksonville Kennel Club, Inc.	10-13-82	550.03	Charity	2,199	215,048
	03-16-83	550.03	Charity	2,693	275,357
	03-23-83	550.03	Charity	2,465	266,761
Jefferson County Kennel Club, Inc.	05-30-83	550.03	Charity	1,349	120,020
	05-31-83	550.03	Charity	720	70,607
	06-29-83	550.03	Scholarship	784	92,763
	06-30-83	550.03	Opera	1,231	116,582
Keys Racing Association, Ltd.	03-08-83	550.03	Charity	479	32,046
	03-16-83	550.03	Scholarship	328	34,127
	03-23-83	550.03	Board of Regents	439	36,149
Miami Jai-Alai, Inc.	03-08-83	550.03	Charity	3,813	362,168
	03-15-83	550.03	Charity	3,528	359,656
	03-22-83	550.03	Charity	3,675	353,276
	03-29-83	550.03	Scholarship	3,317	327,349
Ocala Jai-Alai, Inc.	10-11-82	550.03	Charity	948	73,374
	10-18-82	550.03	Charity	1,017	86,578
	10-25-82	550.03	Board of Regents	945	72,335
Orange Park Kennel Club, Inc.	11-10-82	550.03	Charity	2,057	229,468
	01-05-83	550.03	Scholarship	2,037	215,844
	01-19-83	550.03	Board of Regents	1,885	208,255
Pensacola Greyhound Park, Inc.	05-03-83	550.03	Colleges	1,366	143,076
	05-10-83	550.03	Board of Regents	949	92,444
	05-17-83	550.03	Charity	1,300	96,114
	05-24-83	550.03	Charity	1,241	111,182
	05-31-83	550.03	Charity	1,149	103,856
St. Petersburg Kennel Club, Inc.	01-11-83	550.03	Board of Regents	4,965	528,206
	01-18-83	550.03	Colleges	4,629	491,731
	01-25-83	550.03	Charity	5,290	520,953
Sanford-Orlando Kennel Club, Inc.	01-04-83	550.03	Board of Regents	2,242	234,724
	01-11-83	550.03	Charity	2,466	238,450
	01-18-83	550.03	College	2,272	243,048
	01-20-83	550.03	Charity	3,293	345,568
	02-18-83	550.03	Scholarship	1,779	223,605
Sarasota Kennel Club, Inc.	05-10-83	550.03	Charity	2,723	254,708
	05-17-83	550.03	Colleges	2,670	245,436
	05-24-83	550.03	Board of Regents	2,496	222,904
Seminole Greyhound Park, Inc.	05-11-83	550.03	Charity	1,107	112,368
	05-18-83	550.03	Board of Regents	1,012	103,064
Sports Palace	10-20-82	550.03	Scholarship	880	61,479
	10-27-82	550.03	Charity	882	58,402
	11-17-82	550.03	Scholarship	903	64,524
	12-22-82	550.03	Charity	889	60,896

<i>Association</i>	<i>Date</i>	<i>Statutory Authority</i>	<i>Beneficiary</i>	<i>Paid Attendance</i>	<i>Pari-Mutuel Handle</i>
Summersport Enterprises, Ltd.	07-05-82	550.03	College	3,384	237,381
	07-08-82	550.03	Charity	2,946	212,976
	09-06-82	550.03	Charity	2,916	243,131
	09-09-82	550.03	Board of Regents	2,603	217,633
	11-25-82	550.03	Charity	3,051	226,228
Tampa Bay Downs, Inc.	12-29-82	550.03	Charity	4,107	\$ 347,801
	01-05-83	550.03	Charity	2,784	298,999
	01-12-83	63-738	Univ. of Tampa	3,055	339,703
	01-19-83	550.03	Board of Regents	3,585	342,280
	01-26-83	67-620	St. Leo's College	4,106	360,210
	02-02-83	67-620	Tampa Arts Council	3,765	349,152
	02-09-83	550.03	Charity	4,652	397,813
Tampa Jai-Alai, Inc.	05-03-83	67-620	St. Leo's College	2,193	162,636
	05-10-83	550.03	Scholarship	2,339	179,900
	05-17-83	63-738	Univ. of Tampa	2,739	194,549
	05-24-83	550.03	Charity	2,593	203,973
	05-31-83	550.03	Charity	2,330	192,479
Tourist Attractions, Inc.	12-02-82	550.03	Scholarship	3,316	329,160
	12-09-82	550.03	Charity	3,539	393,459
	12-16-82	550.03	Charity	3,306	364,552
Volusia Jai-Alai, Inc.	02-24-83	550.03	Charity	1,546	96,396
	05-24-83	550.03	Bethune Cookman College	1,113	75,467
	05-31-83	550.03	Charity	936	58,732
	06-21-83	550.03	DBCC Scholarship Fund	1,302	82,628
	06-28-83	550.03	Historic Preserv. Trust Fund	1,091	74,568
Washington County Kennel Club, Inc.	05-10-83	550.03	Scholarship	867	93,310
	05-11-83	550.03	Charity	911	92,702
	05-17-83	550.03	Community Colleges	998	86,024
	05-18-83	550.03	Charity	1,017	102,926
West Flagler Associates, Ltd.	10-12-82	550.03	Charity	4,126	523,292
	10-13-82	550.03	Charity	4,016	468,428

ASSOCIATED OUTDOOR CLUBS, INC.
P.O. Box 8096, Tampa, Florida 33674

Officers

John H. Hater, *President*
Charles W. Bidwell, *Secretary*

James J. Patton, *Vice-President*
Harry J. Hater, Jr., *Treasurer*

Directors

Charles W. Bidwill, Jr.
John H. Hater

Robert E. Hater II
Harry J. Hater, Jr.
William H. Johnston, Jr.

James J. Patton
James E. Heile

Dog Track — Tampa

104 Racing Days — Sept. 6, 1982 to January 4, 1983 — 157 Performances

Pari-Mutuel Handle	\$83,705,213.00
Average Performance	533,154.22
Average Wager per Capita	104.75
<i>(Based on Taxable Admissions)</i>	
Total Paid Attendance	799,129
Average Paid Attendance per Performance	5,090

Distribution of Handle

Redistributed to Public as Winnings\$67,628,714.50

Paid to State

Daily License Fee	\$ 163,280.00
Tax on Handle	6,063,296.15
Breakage	204,957.45
Total for State	\$ 6,431,533.60

Retained by Track/Fronton\$ 8,812,866.35

Restricted Funds.

Withheld for Additional Purses	408,491.05
Withheld for Capital Improvement	423,607.50
Total for Track/Fronton	\$ 9,644,964.90

Grand Total Handle\$83,705,213.00

Other State Income

Admission Tax	\$ 87,706.43
Occupational Licenses	9,883.00
Kennel Names	50.00
Total Other State Income	\$ 97,639.43

Total Purses Paid: \$2,554,894.57

Seating Capacity: 6,600—Parking: 3,900 spaces

Overall Length of Track: 1,440 feet

Length of Stretch: 382 feet—Width of Track: 18 feet

Equipment: Single, Outside Lure, American Totalisator, Inc.

BAYARD RACEWAYS, INC.
P.O. Box 1895, Jacksonville, Florida 32201

Officers

James J. Patton, *President & Treasurer*
Charles W. Bidwill, *1st Vice-President*
William H. Johnston, Jr., *2nd Vice-President*
Donald W. Howell, *Secretary*

Directors

James J. Patton	Charles W. Bidwill	Donald W. Howell
William H. Johnston, Jr.		John J. Patton

Dog Track — Bayard

21 Racing Days —	July 1, 1982 to July 24, 1982	— 26 Performances
40	May 16, 1983 to June 30, 1983	54
<u>61</u>		<u>80</u>

Pari-Mutuel Handle	\$19,699,501.00
Average Performance	246,243.76
Average Wager per Capita	108.96
<i>(Based on Taxable Admissions)</i>	
Total Paid Attendance	180,789
Average Paid Attendance per Performance	2,260

Distribution of Handle

Redistributed to Public as Winnings\$15,897,196.05

Paid to State

Daily License Fee	\$ 79,920.00
Tax on Handle	1,345,162.07
Breakage	37,253.30
Total for State	<u>\$ 1,462,335.37</u>

Retained by Track / Fronton\$ 2,117,376.68

Restricted Funds:

Withheld for Additional Purses	111,296.45
Withheld for Capital Improvement	111,296.45
Total for Track / Fronton	<u>\$ 2,339,969.58</u>

Grand Total Handle\$19,699,501.00

Other State Income

Admission Tax	\$ 22,877.55
Occupational Licenses	10,455.00
Kennel Names	250.00
Total Other State Income	<u>\$ 33,582.55</u>

Total Purses Paid: \$881,203.11

Seating Capacity: 2,800—Parking: 3,800 spaces

Overall Length of Track: 1,433 feet

Length of Stretch: 362-1/2 feet—Width of Track: 20 feet

Equipment: Single, Outside Lure, American Totalisator, Inc.

BONITA-FT. MYERS CORPORATION
 Drawer M, Bonita Springs, Florida 33923

Officers

Fred Havenick, *President* Paul Lewin, *Secretary*
 Neal O. Amdur, *Chairman of the Board*

Directors

Paul Lewin Florence Hecht Isabelle Amdur
 Barbara Havenick Miriam Ritvo Fred Havenick
Neal O. Amdur

Dog Track — Bonita Springs
 108 Racing Days — Dec. 9, 1982 to April 18, 1983 — 159 Performances

Pari-Mutuel Handle	\$39,417,926.00
Average Performance	247,911.48
Average Wager per Capita	80.05
<i>(Based on Taxable Admissions)</i>	
Total Paid Attendance	492,429
Average Paid Attendance per Performance	3,097

Distribution of Handle	
Redistributed to Public as Winnings	\$31,801,924.95

Paid to State	
Daily License Fee	\$ 165,200.00
Tax on Handle	2,693,662.34
Breakage	152,369.74
Total for State	\$ 3,011,232.08

Retained by Track/Fronton	\$ 4,210,792.17
Restricted Funds:	
Withheld for Additional Purses	194,127.19
Withheld for Capital Improvement	199,849.61
Total for Track/Fronton	\$ 4,604,768.97

Grand Total Handle	<u>\$39,417,926.00</u>
--------------------------	------------------------

Other State Income	
Admission Tax	\$ 61,623.07
Occupational Licenses	6,251.00
Kennel Names	100.00
Total Other State Income	<u>\$ 67,974.07</u>

Total Purses Paid: \$1,222,448.77
 Seating Capacity: 7,000—Parking: 4,000 spaces
 Overall Length of Track: 1,320 feet
 Length of Stretch: 300 feet—Width of Track: 18 feet
 Equipment: Double, Inside Lure, Autote, Ltd.

DAYTONA BEACH KENNEL CLUB, INC.
P.O. Box 2360, Daytona Beach, Florida 32015

Officers

John G. Masoni, *President*
Robert Entis, *Secretary*

Francis D. Littlefield, *Vice-President*
John G. Masoni, *Treasurer*

Directors

John G. Masoni

Francis D. Littlefield

Robert Entis

	Dog Track — Daytona Beach	
60 Racing Days —	July 1, 1982 to Sept. 11, 1982	— 91 Performances
<u>46</u>	May 6, 1983 to June 30, 1983	<u>69</u>
106		160

Pari-Mutuel Handle	\$33,609,779.00
Average Performance	210,061.12
Average Wager per Capita	82.08
<i>(Based on Taxable Admissions)</i>	
Total Paid Attendance	409,453
Average Paid Attendance per Performance	2,559

Distribution of Handle

Redistributed to Public as Winnings	\$27,145,224.73
---	-----------------

Paid to State

Daily License Fee	\$ 163,840.00
Tax on Handle	2,250,342.76
Breakage	<u>93,968.51</u>
Total for State	\$ 2,508,151.27

Retained by Track/Fronton	\$ 3,623,454.90
---------------------------------	-----------------

Restricted Funds:

Withheld for Additional Purses	165,637.71
Withheld for Capital Improvement	<u>167,310.39</u>
Total for Track/Fronton	\$ 3,956,403.00

Grand Total Handle	<u>\$33,609,779.00</u>
--------------------------	------------------------

Other State Income

Admission Tax	\$ 45,965.95
Occupational Licenses	15,052.00
Kennel Names	<u>300.00</u>
Total Other State Income	<u>\$ 61,317.95</u>

Total Purses Paid: \$982,790.00

Seating Capacity: 3,100—Parking: 2,000 spaces

Overall Length of Track: 1,320 feet

Length of Stretch: 300 feet—Width of Track: 22 feet

Equipment: Single, Inside Lure, Autotote, Ltd.

INVESTMENT CORPORATION OF PALM BEACH

Congress Avenue and Belvedere Road, West Palm Beach, Florida 33409

Officers

Patrick J. Rooney, <i>President</i>	John T. Macartney, <i>Vice-President</i>
Timothy J. Rooney, <i>Vice-President</i>	Arthur J. Rooney, Jr., <i>Secretary</i>
John J. Rooney, <i>Vice-President</i>	Daniel M. Rooney, <i>Treasurer</i>

Directors

Arthur J. Rooney, Sr.	John J. Rooney	Patrick J. Rooney
Timothy J. Rooney	Daniel M. Rooney	Arthur J. Rooney, Jr.
	John T. Macartney	

Dog Track — West Palm Beach

105 Racing Days — Nov. 26, 1982 to May 2, 1983 — 159 Performances

Pari-Mutuel Handle	\$53,434,116.00
Average Performance	336,063.62
Average Wager per Capita	90.08
<i>(Based on Taxable Admissions)</i>	
Total Paid Attendance	593,162
Average Paid Attendance per Performance	3,731

Distribution of Handle

Redistributed to Public as Winnings	\$43,127,989.61
---	-----------------

Paid to State

Daily License Fee	\$ 159,760.00
Tax on Handle	3,758,892.77
Breakage	146,073.19
Total for State	\$ 4,064,725.96

Retained by Track/Fronton	\$ 5,676,547.51
---------------------------------	-----------------

Restricted Funds:

Withheld for Additional Purses	277,895.45
Withheld for Capital Improvement	286,957.47
Total for Track/Fronton	\$ 6,241,400.43

Grand Total Handle	<u>\$53,434,116.00</u>
--------------------------	------------------------

Other State Income

Admission Tax	\$ 64,836.86
Occupational Licenses	8,280.00
Kennel Names	150.00

Total Other State Income	<u>\$ 73,266.86</u>
--------------------------------	---------------------

Total Purses Paid: \$1,747,197.00

Seating Capacity: 4,100—Parking: 3,400 spaces

Overall Length of Track: 1,320 feet

Length of Stretch: 350 feet—Width of Track: 20 feet

Equipment: Autotote, Ltd., Bet/Cash

INVESTMENT CORPORATION OF SOUTH FLORIDA
P.O. Box 2007, Hollywood, Florida 33022

Officers

Bernard Hartman, *President*
Herbert Tyner, *Secretary*
Perrine Palmer, *Executive Vice-President and Gen. Mgr.*
John Lipson, *Treasurer*

Directors

Bernard Hartman Walter Muller Herbert Tyner

Dog Track — Hollywood

104 Racing Days — Dec. 27, 1982 to April 26, 1983 — 156 Performances

Pari-Mutuel Handle	\$111,020,884.00
Average Performance	711,672.33
Average Wager per Capita	106.84
<i>(Based on Taxable Admissions)</i>	
Total Paid Attendance	1,039,134
Average Paid Attendance per Performance	6,661

Distribution of Handle

Redistributed to Public as Winnings	\$ 89,623,091.16
Paid to State	
Daily License Fee	\$ 162,240.00
Tax on Handle	8,141,187.15
Breakage	294,781.63
Total for State	\$ 8,598,208.78

Retained by Track / Fronton

Restricted Funds:

Withheld for Additional Purses	573,767.70
Withheld for Capital Improvement	587,033.18
Total for Track / Fronton	\$ 12,799,584.06

Grand Total Handle

Other State Income

Admission Tax	\$ 117,894.81
Occupational Licenses	9,010.00
Kennel Names	100.00

Total Other State Income

Total Purses Paid: \$3,014,713.00

Seating Capacity: 8,000—Parking: 5,000 spaces

Overall Length of Track: 1,372 feet

Length of Stretch: 300 feet—Width of Track: 22 feet

Equipment: Autotote Ltd.

JACKSONVILLE KENNEL CLUB, INC.
P.O. Box 41309, Jacksonville, Florida 32203

Officers

James J. Patton, <i>President</i>	Donald W. Howell, <i>Vice-President</i>
Charles W. Bidwill, <i>Secretary</i>	William H. Johnston, <i>Treasurer</i>
Robert Pitocchelli, <i>Assistant Secretary and Treasurer</i>	

Directors

James J. Patton	Robert J. Pitocchelli	John J. Patton
Donald W. Howell	John C. Howell	Charles Bidwill
William H. Johnston, Jr.		

Dog Track — Jacksonville		
36 Racing Days —	July 26, 1982 to Sept. 4, 1982	— 48 Performances
48	Sept 6, 1982 to Oct. 30, 1982	64
<u>60</u>	March 7, 1983 to May 14, 1983	<u>78</u>
144		190

Pari-Mutuel Handle	\$59,451,641.00
Average Performance	312,903.37
Average Wager per Capita	97.11
<i>(Based on Taxable Admissions)</i>	
Total Paid Attendance	612,225
Average Paid Attendance per Performance	3,222

Distribution of Handle	
Redistributed to Public as Winnings	\$47,984,694.80

Paid to State	
Daily License Fee	\$ 188,240.00
Tax on Handle	\$ 4,157,324.75
Breakage	119,956.21
Total for State	<u>\$ 4,465,520.96</u>

Retained by Track / Fronton	\$ 6,346,776.56
Restricted Funds:	
Withheld for Additional Purses	327,324.34
Withheld for Capital Improvement	327,324.34
Total for Track / Fronton	<u>\$ 7,001,425.24</u>

Grand Total Handle	<u>\$59,451,641.00</u>
--------------------------	------------------------

Other State Income	
Admission Tax	\$ 74,997.90
Occupational Licenses	<u>2,684.00</u>
Total Other State Income	<u>\$ 77,681.90</u>

Total Purses Paid: \$1,361,222.79
Seating Capacity: 5,000—Parking: 3,500 spaces
Overall Length of Track: 1,408 feet
Length of Stretch: 350 feet—Width of Track: 18 feet
Equipment: Single, Outside Lure, American Totalisator, Inc.

JEFFERSON COUNTY KENNEL CLUB, INC.
P.O. Box 400, Monticello, Florida 32344

Officers

Steve Andris, *President* Roland D. Wagner, *Vice-President*
Andy Andris, *Secretary-Treasurer*

Directors

Andy Andris William C. Hawkins Nathaniel W. Polak
Steve Andris Roland D. Wagner John E. Petersen

Dog Track — Monticello		
55 Racing Days —	July 1, 1982 to Sept. 4, 1982	— 66 Performances
24	Sept. 6, 1982 to Oct. 2, 1982	29
26	May 27, 1983 to June 30, 1983	31
<u>105</u>		<u>126</u>

Pari-Mutuel Handle	\$14,052,875.00
Average Performance	111,530.75
Average Wager per Capita	90.59
<i>(Based on Taxable Admissions)</i>	
Total Paid Attendance	155,120
Average Paid Attendance per Performance	1,231

Distribution of Handle	
Redistributed to Public as Winnings	\$11,271,305.90

Paid to State	
Daily License Fee	\$ 129,360.00
Tax on Handle	828,618.54
Breakage	52,499.43
Total for State	\$ 1,010,477.97

Retained by Track / Fronton	\$ 1,569,000.77
Restricted Funds:	
Withheld for Additional Purses	67,363.70
Withheld for Capital Improvement	134,726.66
Total for Track / Fronton	\$ 1,771,091.13

Grand Total Handle	<u>\$14,052,875.00</u>
--------------------------	------------------------

Other State Income	
Admission Tax	\$ 15,512.00
Occupational Licenses	9,914.00
Kennel Names	750.00
Total Other State Income	<u>\$ 26,176.00</u>

Total Purses Paid: \$399,574.50—1981-1982 Season
Seating Capacity: 1,800—Parking: 1,900 spaces
Overall Length of Track: 1,426 feet
Length of Stretch: 361 feet—Width of Track: 20 feet
Equipment: Single, Inside Lure, American Totalisator, Inc.

ORANGE PARK KENNEL CLUB, INC.
P.O. Box 41309, Jacksonville, Florida 32203

Officers

James J. Patton, *President* Charles W. Bidwill, *1st Vice-President*
Donald W. Howell, *Secretary* John J. Patton, *2nd Vice-President*
William H. Johnston, Jr., *Treasurer*

Directors

Donald W. Howell James J. Patton John C. Howell
Charles W. Bidwill, John J. Patton Robert J. Pitocchelli
William H. Johnston, Jr.

Dog Track — Jacksonville

106 Racing Days — Nov. 1, 1982 to March 5, 1983 — 141 Performances

Pari-Mutuel Handle\$41,796,551.00
Average Performance 296,429.44
Average Wager per Capita 106.43
(Based on Taxable Admissions)
Total Paid Attendance 392,714
Average Paid Attendance per Performance 2,785

Distribution of Handle

Redistributed to Public as Winnings\$33,730,588.75

Paid to State

Daily License Fee\$ 140,080.00
Tax on Handle 2,908,637.84
Breakage 83,185.07
Total for State\$ 3,131,902.91

Retained by Track / Fronton\$ 4,467,498.44

Restricted Funds:

Withheld for Additional Purses 233,280.45
Withheld for Capital Improvement 233,280.45
Total for Track / Fronton\$ 4,934,059.34

Grand Total Handle\$41,796,551.00

Other State Income

Admission Tax\$ 46,971.20
Occupational Licenses 1,623.00
Kennel Names 50.00

Total Other State Income\$ 48,644.20

Total Purses Paid: \$1,273,503.54

Seating Capacity: 4,050—Parking: 4,000 spaces

Overall Length of Track: 1,408 feet

Length of Stretch: 350 feet—Width of Track: 20 feet

Equipment: Single, Outside Lure, American Totalisator, Inc.

ST. PETERSBURG KENNEL CLUB, INC.
 10490 Gandy Boulevard, St. Petersburg, Florida 33702

Officers

A. V. Weaver, Jr., *President* Mrs. William N. Hankins, *Vice-President*
 Joyce W. Brooks, *Vice-President* William B. Heindel, *Secretary-Treasurer*

Directors

Patricia C. Baynard Glenn E. Loughridge Wm. B. Heindel
 Joyce W. Brooks A. V. Weaver, Jr. Harry M. Piper

Dog Track — St. Petersburg

101 Racing Days — January 5, 1983 to May 6, 1983 — 153 Performances

Pari-Mutuel Handle	\$96,013,617.00
Average Performance	627,539.98
Average Wager per Capita	91.87
<i>(Based on Taxable Admissions)</i>	
Total Paid Attendance	1,045,078
Average Paid Attendance per Performance	6,831

Distribution of Handle

Redistributed to Public as Winnings \$77,552,307.80

Paid to State

Daily License Fee	\$ 154,960.00
Tax on Handle	\$ 7,006,334.88
Breakage	277,903.34
Total for State	<u>\$ 7,439,198.22</u>

Retained by Track / Fronton \$10,078,107.32

Restricted Funds:

Withheld for Additional Purses	472,001.83
Withheld for Capital Improvements	472,001.83
Total for Track / Fronton	<u>\$11,022,110.98</u>

Grand Total Handle \$96,013,617.00

Other State Income

Admission Tax	\$ 112,688.26
Occupational Licenses	9,028.00
Kennel Names	<u>150.00</u>

Total Other State Income \$ 121,866.26

Total Purses Paid: \$2,926,634.65
 Seating Capacity: 8,300—Parking: 5,250 spaces
 Overall Length of Track: 1,320 feet
 Length of Stretch: 224 feet—Width of Track: 21 feet
 Equipment: Single, Inside Lure, Autotote, Ltd.

SANFORD-ORLANDO KENNEL CLUB, INC.
Longwood, Florida 32750

Officers

Mrs. Katherine A. Nichols, *President*
Miss Mary M. Kelly, *Executive Vice-President & Treasurer*
Jack G. Collins, *Vice-President & Secretary*

Directors

Mr. Jerry Collins, *Chairman*
Miss Mary M. Kelly Mrs. Katherine A. Nichols

Dog Track — Longwood
105 Racing Days — Dec. 27, 1982 to May 2, 1983 — 158 Performances

Pari-Mutuel Handle	\$49,892,548.00
Average Performance	315,775.62
Average Wager per Capita	96.43
<i>(Based on Taxable Admissions)</i>	
Total Paid Attendance	517,388
Average Paid Attendance per Performance	3,275

Distribution of Handle	
Redistributed to Public as Winnings	\$40,280,440.30

Paid to State	
Daily License Fee	\$ 164,080.00
Tax on Handle	\$ 3,491,633.64
Breakage	120,184.84
Total for State	<u>\$ 3,775,898.48</u>

Retained by Track / Fronton	\$ 5,308,896.14
Restricted Funds:	
Withheld for Additional Purses	259,594.45
Withheld for Capital Improvement	267,718.63
Total for Track / Fronton	<u>\$ 5,836,209.22</u>

Grand Total Handle	<u>\$49,892,548.00</u>
--------------------------	------------------------

Other State Income	
Admission Tax	\$ 67,260.44
Occupational Licenses	4,498.00
Kennel Names	<u>250.00</u>
Total Other State Income	<u>\$ 72,008.44</u>

Total Purses Paid: \$1,536,645.60
Seating Capacity: 4,000—Parking: 4,000 spaces
Overall Length of Track: 1,320 feet
Length of Stretch: 322 feet—Width of Track: 18 feet
Equipment: Double, Inside Lure, Autotote, Ltd.

WEST FLAGLER ASSOCIATES, LTD.
P.O. Box 35-460, Miami, Florida 33135

General Partners

Barbara H. Havenick Isabelle H. Amdur Florence Hecht

Dog Track — Miami
47 Racing Days — Sept. 6, 1982 to Oct. 30, 1982 — 71 Performances

Pari-Mutuel Handle	\$40,631,802.00
Average Performance	572,278.90
Average Wager per Capita	116.11
<i>(Based on Taxable Admissions)</i>	
Total Paid Attendance	349,944
Average Paid Attendance per Performance	4,929

Distribution of Handle	
Redistributed to Public as Winnings	\$32,810,955.95

Paid to State	
Daily License Fee	\$ 73,840.00
Tax on Handle	2,953,116.97
Breakage	99,860.42
Total for State	<u>\$ 3,126,817.39</u>

Retained by Track / Fronton	\$ 4,271,365.43
Restricted Funds:	
Withheld for Additional Purses	208,351.52
Withheld for Capital Improvement	214,311.71
Total for Track / Fronton	<u>\$ 4,694,028.66</u>

Grand Total Handle	<u>\$40,631,802.00</u>
--------------------------	------------------------

Other State Income	
Admission Tax	\$ 37,873.41
Occupational Licenses	15,172.00
Kennel Names	<u>650.00</u>

Total Other State Income	<u>\$ 53,695.41</u>
--------------------------------	---------------------

Total Purses Paid: \$2,519,831.54
Seating Capacity: 13,000—Parking: 6,700 spaces
Overall Length of Track: 1,320 square feet
Length of Stretch: 333 feet, 7-1/2 inches—Width of Track: 21 feet
Equipment: Amtote 300

DANIA JAI-ALAI PALACE, INC.
P.O. Box 96, Dania, Florida 33004

Officers

Stephen F. Snyder, *President*
Owen P. Bell, Sr. *Vice-President, Secretary-Treasurer*
D. R. Knox, *Vice-President, General Manager*
Fred S. Chase, *Vice-President, Comptroller*

Directors

Stephen F. Snyder Owen P. Bell D. R. Knox

Jai-Alai — Dania

110 Playing Days — Dec. 1, 1982 to April 18, 1983 — 159 Performances

Pari-Mutuel Handle	\$41,312,250.00
Average Performance	259,825.47
Average Wager per Capita	66.77
<i>(Based on Taxable Admissions)</i>	
Total Paid Attendance	618,692
Average Paid Attendance per Performance	3,891

Distribution of Handle

Redistributed to Public as Winnings	\$33,248,797.15
---	-----------------

Paid to State

Daily License Fee	\$ 152,640.00
Tax on Handle	2,650,944.84
Breakage	69,166.65
Total for State	\$ 2,872,751.49

Retained by Track/Fronton	\$ 5,011,213.81
---------------------------------	-----------------

Restricted Funds:

Withheld for Capital Improvement	179,487.55
Total for Track/Fronton	\$ 5,190,701.36

Grand Total Handle	\$41,312,250.00
--------------------------	-----------------

Other State Income

Admission Tax	\$ 80,353.40
Occupational Licenses	1,604.00

Total Other State Income	\$ 81,957.40
--------------------------------	--------------

Total Player's Compensation: \$964,487.00
Seating Capacity: 5,600—Parking: 2,000 spaces
Height of Overhead: 45 feet
Length of Court: 173 feet—Width of Court: 50 feet
Equipment: Autotote, Ltd.

FT. PIERCE JAI-ALAI, INC.
 Rural Route 1, Kings Highway, Ft. Pierce, Florida 33450

Officers

Richard P. Donovan, *President* Gerald D. Coakley, *Vice-President*
 H. Paul Rico, *Secretary* Rudy Angulo, *Treasurer*

Jai-Alai — Fort Pierce		
43 Playing Days —	July 2, 1982 to Sept. 20, 1982	— 65 Performances
<u>64</u>	March 11, 1983 to June 29, 1983	<u>96</u>
107		161

Pari-Mutuel Handle	\$17,906,783.00
Average Performance	111,222.25
Average Wager per Capita	76.86
<i>(Based on Taxable Admissions)</i>	
Total Paid Attendance	232,984
Average Paid Attendance per Performance	1,447

Distribution of Handle
 Redistributed to Public as Winnings\$14,412,616.30

Paid to State

Daily License Fee	\$ 155,040.00
Tax on Handle	985,606.68
Breakage	26,784.91
Total for State	<u>\$ 1,167,431.59</u>

Retained by Track/Fronton\$ 2,251,949.15

Restricted Funds:

Withheld for Capital Improvement	74,785.96
Total for Track/Fronton	<u>\$ 2,326,735.11</u>

Grand Total Handle\$17,906,783.00

Other State Income

Admission Tax	\$ 30,287.92
Occupational Licenses	<u>1,460.00</u>

Total Other State Income\$ 31,747.92

Total Player's Compensation: \$1,000,033.00
 Seating Capacity: 2,420—Parking: 2,000 spaces
 Height of Overhead: 40 feet
 Length of Court: 176 feet—Width of Court: 50 feet
 Equipment: Autotote, Ltd.

THE FRONTON, INC.

1415 West 45th Street, West Palm Beach, Florida 33407

Officers

Arthur W. Silvester, Sr., *President-Secretary*
 Arthur W. Silvester, Jr., *Vice-President* Renee T. Silvester, *Treasurer*

Directors

Arthur W. Silvester, Sr., *Chairman*
 Arthur W. Silvester, Jr. Renee T. Silvester

Jai-Alai — West Palm Beach

105 Playing Days — Nov. 4, 1982 to March 12, 1983 — 159 Performances

Pari-Mutuel Handle	\$37,051,111.00
Average Performance	233,025.86
Average Wager per Capita	78.74
<i>(Based on Taxable Admissions)</i>	
Total Paid Attendance	470,552
Average Paid Attendance per Performance	2,959

Distribution of Handle	
Redistributed to Public as Winnings	\$29,817,757.00

Paid to State	
Daily License Fee	\$ 152,640.00
Tax on Handle	2,348,403.91
Breakage	56,582.84
Total for State	\$ 2,557,626.75

Retained by Track/Fronton	\$ 4,512,501.08
Restricted Funds:	
Withheld for Capital Improvement	163,226.17
Total for Track/Fronton	\$ 4,675,727.25

Grand Total Handle	<u>\$37,051,111.00</u>
--------------------------	------------------------

Other State Income	
Admission Tax	\$ 61,171.76
Occupational Licenses	6,110.00
Total Other State Income	<u>\$ 67,281.76</u>

Total Player's Compensation: \$1,015,829.28
 Seating Capacity: 7,000—Parking: 2,500 spaces
 Height of Overhead: 50 feet
 Length of Court: 170 feet—Width of Court: 55 feet
 Equipment: Western Totalisator

MIAMI JAI-ALAI, INC.
3500 NW 37th Avenue, Miami, Florida 33142

Officers

Richard P. Donovan, *President*
H. Paul Rico, *Vice-President*

Jai-Alai — Miami

105 Playing Days — Dec. 27, 1982 to May 3, 1983 — 159 Performances

Pari-Mutuel Handle	\$59,715,574.00
Average Performance	375,569.65
Average Wager per Capita	89.05
<i>(Based on Taxable Admissions)</i>	
Total Paid Attendance	670,589
Average Paid Attendance per Performance	4,218

Distribution of Handle

Redistributed to Public as Winnings	\$47,967,409.55
---	-----------------

Paid to State

Daily License Fee	\$ 152,640.00
Tax on Handle	3,957,580.82
Breakage	74,817.06
Total for State	<u>\$ 4,185,037.88</u>

Retained by Track / Fronton	\$ 7,209,983.28
-----------------------------------	-----------------

Restricted Funds:

Withheld for Capital Improvement	353,143.29
--	------------

Total for Track / Fronton	<u>\$ 7,563,126.57</u>
---------------------------------	------------------------

Grand Total Handle	<u>\$59,715,574.00</u>
--------------------------	------------------------

Other State Income

Admission Tax	\$ 102,069.22
Occupational Licenses	<u>1,515.00</u>

Total Other State Income	<u>\$ 103,584.22</u>
--------------------------------	----------------------

Total Player's Compensation: 1978-1979 Season \$1,632,000.00

Seating Capacity: 5,100—Parking: 3,500 spaces

Height of Overhead: 40 feet

Length of Court: 176 feet—Width of Court: 35 feet; 15-foot Apron

Equipment: Autotote, Ltd., J-25 Sell/Cash

OCALA JAI-ALAI, INC.
P.O. Box 548, Orange Lake, Florida 32681

Officers

Richard P. Donovan, *President*
Richard J. Gerrity, Sr., *Vice-President*
Rudolfo Angulo, *Secretary-Controller*

Director

Thomas J. Contreras, *Assistant General Manager*

Jai-Alai — Ocala		
66 Playing Days —	July 2, 1982 to Oct. 29, 1982	— 100 Performances
31	Jan. 14, 1983 to Mar. 7, 1983	46
8	June 17, 1983 to June 29, 1983	12
105		158

Pari-Mutuel Handle	\$16,427,952.00
Average Performance	103,974.38
Average Wager per Capita	74.15
<i>(Based on Taxable Admissions)</i>	
Total Paid Attendance	221,536.00
Average Paid Attendance per Performance	1,402.00

Distribution of Handle	
Redistributed to Public as Winnings	\$13,215,065.20

Paid to State	
Daily License Fee	\$ 152,480.00
Tax on Handle	885,934.57
Breakage	24,968.07
Total for State	\$ 1,063,382.64

Retained by Track/Fronton	\$ 2,073,750.62
Restricted Funds:	
Withheld for Capital Improvement	75,753.54
Total for Track/Fronton	\$ 2,149,504.16

Grand Total Handle	\$16,427,952.00
--------------------------	-----------------

Other State Income	
Admission Tax	\$ 28,799.68
Occupational Licenses	4,980.00
Total Other State Income	\$ 33,779.68

Total Player's Compensation: \$1,233,000.00
Seating Capacity: 1,560—Parking: 1,100 spaces
Height of Overhead: 50 feet
Length of Court: 176 feet—Width of Court: 40 feet
Equipment: Autotote, Ltd.

SPORTS PALACE, INC.
P.O. Box 1257-EG, Melbourne, Florida 32935

Officers

Milton J. Roth, *President & Treasurer*
Harry J. Olsen, *Vice-President, Secretary*

Directors

Milton J. Roth	Harry J. Olsen Nelson Kraus	Charles C. Clark
----------------	--------------------------------	------------------

Jai-Alai — Melbourne

94 Playing Days —	Sept. 13, 1982 to Dec. 31, 1982	—136 Performances
<u>16</u>	Jan. 1, 1983 to Jan. 19, 1983	<u>25</u>
110		161

Pari-Mutuel Handle	\$12,812,824.00
Average Performance	75,815.53
Average Wager per Capita	66.61
<i>(Based on Taxable Admissions)</i>	
Total Paid Attendance	192,360
Average Paid Attendance per Performance	1,138

Distribution of Handle

Redistributed to Public as Winnings\$10,313,262.65

Paid to State

Daily License Fee	\$ 154,560.00
Tax on Handle	623,935.55
Breakage	<u>20,635.79</u>
Total for State	\$ 799,131.34

Retained by Track / Fronton\$ 1,647,538.91

Restricted Funds:

Withheld for Capital Improvement 52,891.10

Total for Track / Fronton\$ 1,700,430.01

Grand Total Handle\$12,812,824.00

Other State Income

Admission Tax	\$ 25,006.80
Occupational Licenses	<u>1,276.00</u>

Total Other State Income\$ 26,282.80

Total Player's Compensation: \$481,074.00
Seating Capacity: 2,463—Parking: 1,700 spaces
Height of Overhead: 48 feet
Length of Court: 176 feet—Width of Court: 50 feet
Equipment: American Totalisator, Div., G.I.C.

SUMMER JAI-ALAI AT
MIAMI JAI-ALAI, INC.
3500 NW 37th Avenue, Miami, Florida 33142

Officers

Richard P. Donovan, *President*
H. Paul Rico, *Vice-President*

Jai-Alai — Miami		
64 Playing Days —	July 1, 1982 to Sept. 13, 1982	— 97 Performances
<u>42</u>	May 13, 1983 to June 30, 1983	<u>63</u>
106		160

Pari-Mutuel Handle	\$45,757,694.00
Average Performance	285,985.59
Average Wager per Capita	87.72
<i>(Based on Taxable Admissions)</i>	
Total Paid Attendance	521,647
Average Paid Attendance per Performance	3,260
 Distribution of Handle	
Redistributed to Public as Winnings	\$36,756,856.00
 Paid to State	
Daily License Fee	\$ 155,040.00
Tax on Handle	2,964,796.30
Breakage	54,950.22
Total for State	<u>\$ 3,174,786.52</u>
 Retained by Track / Fronton	
Restricted Funds:	
Withheld for Capital Improvement	271,713.54
Total for Track / Fronton	<u>\$ 5,826,051.48</u>
 Grand Total Handle	
	<u>\$45,757,694.00</u>
 Other State Income	
Admission Tax	\$ 76,360.36
Occupational Licenses	<u>6,577.00</u>
Total Other State Income	<u>\$ 82,937.36</u>

Total Player's Compensation: \$1,438,000.00
Seating Capacity: 5,100—Parking: 3,500 spaces
Height of Overhead: 40 feet
Length of Court: 176 feet—Width of Court: 35-foot Court; 15-foot Apron
Equipment: Autotote, J-25 Sell/Cash

SUMMERSPORT ENTERPRISES, LTD.

At Dania Jai-Alai

P.O. Box 96, Dania, Florida 33004

Officers

Stephen F. Snyder, *President & Treasurer*

Owen P. Bell, *Secretary*

D. R. Knox, *General Manager*

Fred S. Chase, *Comptroller*

Directors

General Partnership Gator Downs/Summercorp

Jai-Alai — Dania

104 Playing Days —	July 1, 1982 to Nov. 29, 1983	—104 Performances
<u>6</u>	June 23, 1983 to June 30, 1983	<u>6</u>
110		110

Pari-Mutuel Handle	\$32,514,466.00
Average Performance	295,586.05
Average Wager per Capita	75.60
<i>(Based on Taxable Admissions)</i>	
Total Paid Attendance	430,067
Average Paid Attendance per Performance	3,910

Distribution of Handle

Redistributed to Public as Winnings	\$26,166,539.70
---	-----------------

Paid to State

Daily License Fee	\$ 106,080.00
Tax on Handle	2,113,277.17
Breakage	51,611.68
Total for State	\$ 2,270,968.85

Retained by Track/Fronton	\$ 3,932,624.42
---------------------------------	-----------------

Restricted Funds:

Withheld for Capital Improvement	144,333.03
Total for Track/Fronton	\$ 4,076,957.45

Grand Total Handle	<u>\$32,514,466.00</u>
--------------------------	------------------------

Other State Income

Admission Tax	\$ 55,908.71
Occupational Licenses	6,234.00

Total Other State Income	<u>\$ 62,142.71</u>
--------------------------------	---------------------

Total Player's Compensation: \$606,575.00
 Seating Capacity: 5,600—Parking: 2,000 spaces
 Height of Overhead: 45 feet
 Length of Court: 178 feet—Width of Court: 50 feet
 Equipment: Autotote, Ltd.

TOURIST ATTRACTIONS, INC.
 1800 SW 3rd Street, Pompano Beach, Florida 33060

Officers

Frederick L. Van Lennep, <i>President</i>	J. D. Orth, <i>Vice-President</i>
Hector Van Lennep, <i>Executive Vice-President & General Manager</i>	
Mary Ann Trees, <i>Secretary</i>	William P. Van Buren, <i>Treasurer</i>
Allen J. Finkelson, <i>Vice-President of Public Relations</i>	

Directors

J. D. Orth	Frederick L. Van Lennep	William P. Van Buren
Hector Van Lennep		Roy M. Tolleson, Jr.

Harness Horse Track — Pompano Beach

105 Racing Days — Nov. 11, 1982 to April 4, 1983 — 105 Performances

Pari-Mutuel Handle	\$50,904,602.00
Average Performance	484,805.73
Average Wager per Capita	104.06
<i>(Based on Taxable Admissions)</i>	
Total Paid Attendance	489,189
Average Paid Attendance per Performance	4,659
Distribution of Handle	
Redistributed to Public as Winnings	\$40,731,440.10
Paid-to State	
Daily License Fee	\$ 119,600.00
Tax on Handle	640,599.80
Total for State	\$ 760,199.80
Retained by Track / Fronton	\$ 4,895,063.45
Restricted Funds:	
Withheld for Additional Purses	3,817,845.41
Withheld for Capital Improvement	438,343.39
Total for Track / Fronton	\$ 9,151,252.25
Florida Harness Horse Racing Promotion Trust Fund	
Breakage	\$ 261,709.85
Grand Total Handle	<u>\$50,904,602.00</u>
Other State Income	
Admission Tax	\$ 97,290.09
Occupational Licenses	94,787.00
Stable Names	8,150.00
Total Other State Income	<u>\$ 200,227.09</u>

Total Purses Paid: \$4,108,218.80

Seating Capacity: 8,279—Parking: 10,000 spaces

Overall Length of Track: 5/8 mile

Length of Stretch: 608 feet (last turn to wire)—Width of Track: 80 feet stretch

Equipment: United Totalizater

CALDER RACE COURSE, INC.
 210th Street & NW 27th Avenue, Miami, Florida 33055

Officers

Kenneth Noe, Jr., <i>President</i>	Charles V. McAdam, <i>Vice-President</i>
Henry H. Taylor, Jr., <i>Secretary</i>	Russell N. Pearce, <i>Treasurer</i>

Directors

James H. Binger	Wheelock Whitney	Henry H. Taylor, Jr.
Harry T. Mangurian, Jr.	Kenneth Noe, Jr.	James W. McLamore
R. B. Gautier, Jr.		Elmer F. Vickers, Jr.

Horse Track — North Dade County

96 Racing Days —	July 1, 1982 to Nov. 10, 1982	— 96 Performances
37	May 5, 1983 to June 30, 1983	37
133		133

Pari-Mutuel Handle	\$138,676,239.00
Average Performance	1,042,678.49
Average Wager per Capita	157.80
<i>(Based on Taxable Admissions)</i>	
Total Paid Attendance	878,823
Average Paid Attendance per Performance	6,607

Distribution of Handle	
Redistributed to Public as Winnings	\$111,065,381.25

Paid to State	
Daily License Fee	\$ 131,300.00
Tax on Handle	3,259,615.95
Total for State	\$ 3,390,915.95

Retained by Track/Fronton	\$ 11,893,596.55
Restricted Funds:	
Withheld for Additional Purses	10,400,718.25
Withheld for Capital Improvement	1,150,822.57
Total for Track/Fronton	\$ 23,445,137.37

Florida Thoroughbred Breeders' Promotional Trust Fund	
Breakage	\$ 774,804.43

Grand Total Handle	\$138,676,239.00
--------------------------	------------------

Other State Income	
Admission Tax	\$ 152,196.53
Occupational Licenses	121,631.00
Stable Names	15,825.00

Total Other State Income	\$ 289,652.53
--------------------------------	---------------

Total Purses Paid: \$12,878,136.00
 Seating Capacity: 17,000—Parking: 10,000 spaces
 Overall Length of Track: 1 mile — 7/8 chute — 1-1/4
 Length of Stretch: 990 feet—Width of Track: 65 feet plus
 Equipment: Amtote

GULFSTREAM PARK RACING ASSOCIATION, INC.
Hallandale, Florida 33009

Officers

Robert Douglas Donn, <i>President</i>	Frank J. Pepper, Jr., <i>Vice-President</i>
Marc E. Cunningham, <i>Vice-President</i>	Jack Blair, <i>Vice-President</i>
Arthur I. Appleton, <i>Vice-President</i>	Donn Flipse, <i>Secretary-Treasurer</i>

Directors

Fred C. Flipse	Jack Blair	Helen D. Flipse
Mary Anna Fowler	Marc E. Cunningham	James K. Appleton
Arthur I. Appleton	Robert Douglas Donn	Frank J. Pepper, Jr.
Martha O. Appleton	Harrison Eiteljorg	Leonard Romanik

Horse Track — Hallandale

50 Racing Days — Jan. 8, 1983 to March 7, 1983 — 50 Performances

Pari-Mutuel Handle	\$104,049,307.00
Average Performance	2,080,986.14
Average Wager per Capita	189.06
<i>(Based on Taxable Admissions)</i>	
Total Paid Attendance	550,346
Average Paid Attendance per Performance	11,007
 Distribution of Handle	
Redistributed to Public as Winnings	\$ 83,448,920.00
 Paid to State	
Daily License Fee	\$ 50,100.00
Tax on Handle	3,144,877.13
Total for State	\$ 3,194,977.13
 Retained by Track / Fronton	
Restricted Funds:	
Withheld for Additional Purses	7,803,698.11
Withheld for Capital Improvement	836,568.34
Total for Track / Fronton	\$ 16,839,393.03
 Florida Thoroughbred Breeders' Promotional Trust Fund	
Breakage	\$ 566,016.84
 Grand Total Handle	
	<u>\$104,049,307.00</u>
 Other State Income	
Admission Tax	\$ 166,598.73
Occupational Licenses	31,155.00
Stable Names	4,000.00
 Total Other State Income	
	<u>\$ 201,753.73</u>

Total Purses Paid: \$8,370,215.00

Seating Capacity: 19,100—Parking: 14,750 spaces

Overall Length of Track: Main (dirt) Track 5,280 feet; Turf Course 4,702 feet

Length of Stretch: 952 feet, 2 inches—Width of Track: 80 feet

Equipment: American Totalisator, Inc. Cash-Sell System

TROPICAL PARK, INC. (AT CALDER)
 210 Street & NW 27th Avenue, Miami, Florida 33055

Officers

Kenneth Noe, Jr., *President*
 Henry H. Taylor, Jr., *Secretary* Russell N. Pearce, *Treasurer*

Directors

James H. Binger Ralph Dechiaro J. Louis Levesque
 John Ellis Elmer F. Vickers, Jr. Henry H. Taylor, Jr.
 Fred Berens Kenneth Noe, Jr. Dan R. Lasater

Horse Track — North Dade County

50 Racing Days — Nov. 11, 1982 to Jan. 7, 1983 — 50 Performances

Pari-Mutuel Handle	\$61,338,814.00
Average Performance	1,226,776.28
Average Wager per Capita	167.91
<i>(Based on Taxable Admissions)</i>	
Total Paid Attendance	365,305
Average Paid Attendance per Performance	7,306
 Distribution of Handle	
Redistributed to Public as Winnings	\$49,136,276.25
 Paid to State	
Daily License Fee	\$ 50,000.00
Tax on Handle	1,529,180.89
Total for State	<u>\$ 1,579,180.89</u>
Retained by Track/Fronton	\$ 5,179,059.48
Restricted Funds:	
Withheld for Additional Purses	4,600,411.17
Withheld for Capital Improvement	507,835.90
Total for Track/Fronton	<u>\$10,287,306.55</u>
 Florida Thoroughbred Breeders' Promotional Trust Fund	
Breakage	\$ 336,050.31
Grand Total Handle	<u>\$61,338,814.00</u>
 Other State Income	
Admission Tax	\$ 56,121.61
Occupational Licenses	39,448.00
Stable Names	<u>4,200.00</u>
Total Other State Income	<u>\$ 99,769.61</u>

Total Purses Paid: \$4,863,900.00

Seating Capacity: 17,000—Parking: 10,000 spaces

Overall Length of Track: 1 mile oval, 7/8 chute, 1-1/4

Length of Stretch: 990 feet—Width of Track: 65 feet

Equipment: Amtote

NOTES

NOTES

