

# 53rd Annual Report



DIVISION OF PARI-MUTUEL WAGERING  
of the  
DEPARTMENT OF BUSINESS REGULATION  
THE FISCAL YEAR ENDING JUNE 30, 1984

F351.76s  
W131



**GOVERNOR BOB GRAHAM**

6

174

**53rd**  
**Annual Report**

*of the*

**DEPARTMENT OF BUSINESS REGULATION**

**DIVISION OF PARI-MUTUEL WAGERING**

*to the*

**HONORABLE BOB GRAHAM**

*Governor of Florida*

**FOR THE FISCAL YEAR ENDING**

**JUNE 30, 1984**





## TABLE OF CONTENTS

	Page
COMMENTARY .....	3-6
COMPARATIVE DATA .....	7-12
COMBINED BALANCE SHEET - ALL FUND TYPES AND ACCOUNT GROUPS (Exhibit A) .....	Fold-Out-13
COMBINED STATEMENT OF REVENUE EXPENDITURES AND CHANGES IN FUND BALANCES (Exhibit B) .....	Fold-Out-15
COMBINING BALANCE SHEET - SPECIAL REVENUE FUND (Exhibit C) .....	17
COMBINING BALANCE SHEET - FIDUCIARY FUNDS (Exhibit D) .....	Fold-Out-19
SCHEDULE OF GENERAL FIXED ASSETS .....	21
SCHEDULE OF GENERAL LONG TERM DEBT .....	22
SUPPLEMENTAL SCHEDULES .....	23-29
SUMMARY OF RACING REVENUES FOR REGULAR PERFORMANCES (Exhibit E) .....	Fold-Out-31
SUMMARY OF RACING REVENUES FOR CHARITY/ SCHOLARSHIP DAY PERFORMANCES (Exhibit F) .....	Fold-Out-33
SCHOLARSHIP FUND DAY RECEIPTS (Exhibit G) .....	36
ESCHEAT PARI-MUTUEL TICKETS RECEIPTS (Exhibit H) .....	37
PARI-MUTUEL REVENUE COLLECTED BY GEOGRAPHICAL LOCATION (Exhibit I) .....	38-39
PAID ATTENDANCE, PARI-MUTUEL HANDLE, STATE REVENUE (Exhibit J) .....	40
ADDITIONAL DAYS GRANTED FOR CHARITABLE PURPOSES (Exhibit K) .....	41-43
LIST OF OFFICERS, DIRECTORS AND STATISTICAL SUMMARIES OF ASSOCIATIONS:	
Greyhound Tracks .....	45-62
Jai-Alai Frontons .....	63-74
Thoroughbred Track .....	75-80
Harness Tracks .....	81
Quarter Horse Tracks .....	82

Pursuant to Section 283.27, F.S., this public document was promulgated at an annual cost of \$4,472 (\$6.39 per copy) in compliance with Section 550.02(2), F.S.

# FIFTY-THIRD ANNUAL REPORT

to the

GOVERNOR OF FLORIDA

from

DEPARTMENT OF BUSINESS REGULATION

DIVISION OF PARI-MUTUEL WAGERING

and the

FLORIDA PARI-MUTUEL COMMISSION

July 1, 1983 through June 30, 1984

July 1, 1984

The Honorable Bob Graham  
Governor of Florida  
Tallahassee, Florida

Dear Governor Graham:

The Florida Pari-Mutuel Commission and the Division of Pari-Mutuel Wagering respectfully submit their Fifty-third Annual Report for the period beginning July 1, 1983 and ending June 30, 1984, in compliance with the requirements of Chapters 20.16 (4)(d) and 550.02 (2), Florida Statutes. The Annual Report presents an accurate record of the activities of the Division and the pari-mutuel industry during the fiscal year. The records, files and documents from which the Report is compiled are maintained at the Division office in the State Office Building, 1350 Northwest 12 Avenue, Room 332, Miami, Florida 33136-2169. These records are open for inspection to all persons during regular business hours.

The Pari-Mutuel Commission has the legislative authority and responsibility for awarding racing dates; hearing appeals of all decisions which relate to the suspension or revocation of a permittee's license; making recommendations to the Division regarding new or existing rules for all racing and jai-alai operations; approving all expenditures of the permittee's special capital improvement funds; and issuing an annual report to the Governor and Legislature on the racing and jai-alai industries in Florida. During this period Mr. Stephen Abramson of West Palm Beach continued to serve as chairman of the Florida Pari-Mutuel Commission. Dr. Leon van Wert served as vice-chairman. Messrs. Theodore J. Couch, James Lewis and Billy Vessels served as members.

The Commission faced a particularly difficult issue this year when their authority to award the lucrative thoroughbred middle racing dates was struck down by the Fourth District Court of Appeals in *Hialeah Park, Inc. vs Gulfstream Park Racing Association, Inc.* in March of 1983, Case Nos. 82-703 and 82-946. In August of 1983, the Third District Court of Appeals issued a conflicting opinion in *Gulfstream Park Racing Association, Inc. vs. Department of Business Regulation*. The Supreme Court attempted to resolve the issue in December of 1983, when it issued an opinion agreeing with the Third District Court of Appeals' ruling that the Commission did, indeed, have the authority to award racing dates, and set down criteria for its decision (*Gulfstream Park Racing Association, Inc. vs. Department of Business Regulation*). Based upon those criteria, the Commission awarded the middle dates to Gulfstream Park Racing Association, Inc. However, the Third District Court of Appeals reversed that decision when it ordered the Commission to award the dates to Hialeah Park in *Hialeah Park, Inc. vs. Department of Business Regulation*. Hialeah proceeded to operate the middle dates. After the fact, the

Supreme Court ruled that the Third District Court of Appeals had acted improperly and reaffirmed the Commission's authority to award racing dates in *Gulfstream Park Racing Association, Inc. vs. Department of Business Regulation*, Case Nos. 64-186 and 64-257. It is our belief that this ruling substantially clarifies issues surrounding the awarding of winter thoroughbred racing dates.

Also, Commission member Billy Vessels was elected President of the National Association of Racing Commissioners and Chairman Stephen Abramson was elected to the office of third vice-president, enhancing Florida's active role on a national level.

The Division underwent a change in leadership this year when Division Director Robert M. Smith, Jr. resigned to return to the private sector. Mr. Robert M. Rosenberg, then Deputy Director, was appointed Director in February of this year. The Division wishes to express its gratitude to Mr. Smith for his service. Under both Mr. Rosenberg's and Mr. Smith's leadership, the Division had a very active year; of the 39 existing permits, 38 operated at Florida's 33 pari-mutuel facilities. Gulfstream Park Racing Association, Inc. did not activate its quarter horse racing permit. No new permits were approved.

Detailed statistical analyses of each of the tracks and frontons which operated during the 1983-84 fiscal year are included in the exhibits of this report.

The industry continued to show healthy signs of growth this year, despite a slight decrease in attendance of 1.82% to 16,692,861. However, in 5,053 regular performances, \$1,824,552,088 was wagered, an increase of 4.01%. In addition, 126 charity day performances resulted in a minimum of \$1,719,026.83 being donated to approved charitable organizations (see exhibit L). Chapter 550.164, Florida Statutes, requires that abandoned pari-mutuel tickets over one year old from Greyhound and Jai-Alai permitholders should escheat to the State for deposit to the Principal of the State School fund. These funds are used for the support and maintenance of our public schools. A total of \$2,644,804.10 was received from this source by the Division throughout this fiscal year. Chart I shows yearly receipts dating from 1957, when the Division began collecting these funds. Pursuant to Chapter 550.263 (2) Florida Statutes, funds from abandoned tickets for all Thoroughbred, Harness, and Quarter Horse racing events are deposited to their respective Promotional Trust Funds for payments of breeders' and stallions' awards.

#### CHART I

##### Principal of the State School Fund

Yearly receipts dating from 1957, when the Division first began collecting these funds, are itemized below:

1957—	\$	3,992.20	1966—	\$	425,130.20	1975—	\$	1,288,317.65
1958—		204,449.30	1967—		381,857.30	1976—		1,429,361.00
1959—		240,545.15	1968—		448,161.00	1977—		1,449,016.10
1960—		311,045.10	1969—		513,254.45	1978—		1,582,011.10
1961—		403,903.95	1970—		590,891.25	1979—		2,011,455.70
1962—		273,272.60	1971—		666,405.35	1980—		1,881,068.65
1963—		265,045.70	1972—		706,391.10	1981—		1,884,234.45
1964—		292,193.60	1973—		943,267.65	1982—		2,095,479.35
1965—		320,530.50	1974—		1,136,606.30	1983—		2,537,582.80
						1984—		2,644,804.10
						TOTAL		\$26,930,273.60

Permittees may choose to operate charity days on behalf of the Scholarship Trust Fund, created for the purpose of providing scholarships for qualified applicants. The fund is administered by the State Board of Regents. A total of \$172,776.44 was deposited to the Scholarship Trust Fund in the past fiscal year. (See Chart II).

## CHART II

### Scholarship Trust Fund

Yearly receipts dating from 1950, when the Division first began collecting these funds, are itemized below:

1950—	\$	165,830.00	1961—	\$	316,021.21	1972—	\$	717,037.13
1951—		247,260.75	1962—		408,652.45	1973—		733,734.71
1952—		239,147.74	1963—		393,641.10	1974—		949,801.51
1953—		232,907.36	1964—		399,898.11	1975—		835,385.51
1954—		280,506.70	1965—		474,937.22	1976—		740,841.75
1955—		279,227.97	1966—		462,441.03	1977—		541,271.20
1956—		299,070.54	1967—		419,499.49	1978—		543,991.40
1957—		349,514.06	1968—		541,389.12	1979—		560,099.05
1958—		293,901.79	1970—		495,387.58	1981—		550,438.02
1960—		364,819.43	1971—		619,538.80	1982—		393,987.09
						1983—		289,929.43
						1984—		172,776.44
						TOTAL		\$15,790,073.79

Growth in the pari-mutuel industry in Florida resulted in increases in revenue to the State as well. The sum of \$120,130,753.69 was collected from all sources by the Division this fiscal year. Of this amount, \$4,823,206.59 was expended in regulating the operations of the entire industry. \$29,915,500 was distributed to 67 counties, each county receiving \$446,500. Deposits to the General Revenue Fund totaled \$53,925,050.58 to provide substantial support to the varied functions of State Government. Fines from medication rule violations are deposited to the Racing Research Trust Fund. A total of \$9,540.00 was collected during the fiscal year for this purpose.

The Division continued in its efforts to effectively enforce the medication statutes and rules. Towards this end, the Bureau of Laboratory Services performed 149,586 analyses of 53,668 samples resulting in 116 reports of illegal drugs. The positives were then referred to the Division Director for appropriate regulatory and legal action. At the same time, the Bureau utilizes its legislative appropriations and funds from the Racing Research Trust Fund to participate in the National Association of State Racing Commissioners' quality assurance program and certain research from the University of Florida.

In addition to reporting positives, the laboratory informs the Division Director of tracks where multiple suspicious or unidentifiable substances appear in samples. He may then direct the Bureau of Investigations to confirm the existence of illegal substances so that administrative action can be taken. This has proven to be helpful in the control of illegal drugging. In combination, these methods resulting in multiple license suspensions during this year's Pompano Park Quarter Horse meet.

The Bureau of Investigations has also dedicated substantial manpower to license falsification issues in a continuing effort to prevent ineligible applicants from becoming licensed. On a larger scale, the Bureau performed extensive background investigations of individuals who wished to purchase significant interests in pari-mutuel associations.

The problem of computer fraud is a source of concern to the industry and the Division. The Division played a significant role in several such investigations which resulted in convictions for grand theft and computer fraud. This is an area in which the Division hopes to devote substantial resources.

Legislation which should have a favorable impact upon the performance and regulation of the pari-mutuel wagering industry in Florida was passed during the 1984 legislative session. In particular, additional days were approved for Pensacola Kennel Club and the Harness racing season, purses and owners awards were increased through tax structure revisions, and simulcasting of out-of-state pari-mutuel events were approved. Also, the Division received enhanced authority in

licensing and patron exclusion matters, and totalisator companies will be required to post surety bonds or other proof of financial responsibility, in a move which should substantially protect State revenues by assessing strict liability in case of revenues lost due to computer failure.

In conclusion, the Division Director and his staff appreciate the continued support and cooperation which has been received from members of the Legislature and their staffs. The Division is deeply indebted to Governor Bob Graham for his continued and renewed interest and support of the State's vital pari-mutuel industry. In addition, the Division expresses its thanks to Secretary Gary R. Rutledge and the Commission for their continued support in the Division's efforts to more capably and fairly regulate the State's pari-mutuel industry.

Respectfully submitted:

Robert M. Rosenberg,  
Division Director

#### FLORIDA PARI-MUTUEL COMMISSION

Stephen Abramson, Chairman  
Leon G. van Wert, Vice Chairman  
Theodore J. Couch  
James Lewis  
Billy Vessels



STATE OF FLORIDA  
DEPARTMENT OF BUSINESS REGULATION  
DIVISION OF PARI-MUTUEL WAGERING  
COMPARATIVE DATA  
JULY 1, 1983 THRU JUNE 30, 1984

	<u>Days</u>	<u>Perf.</u>	<u>Paid Attendance</u>	<u>Pari-Mutuel Handle</u>	<u>Revenue To State From Handle</u>
<b>GREYHOUND TRACKS</b>					
<b>ASSOCIATED OUTDOOR CLUBS, INC.</b>					
1982-1983	104	157	799,129	\$ 83,705,213	\$ 6,519,240.03
1983-1984	104	155	785,178	85,736,464	6,677,410.46
Difference	0	-2	-13,951	+2,031,251	+158,170.43
Pct Change	0	-1.27	-1.75	+2.43	+2.43
<b>BISCAYNE KENNEL CLUB, INC.</b>					
1982-1983	159	243	1,329,133	163,767,247	12,787,274.48
1983-1984	46	71	373,870	46,254,555	3,608,655.86
Difference	-113	-172	-955,263	-117,512,692	-9,178,618.62
Pct Change	-71.07	-70.78	-71.87	-71.76	-71.78
<b>BONITA FT. MYERS CORPORATION</b>					
1982-1983	108	159	492,429	39,417,926	3,072,855.15
1983-1984	108	159	490,886	41,891,025	3,255,122.11
Difference	0	0	-1,543	+2,473,099	+182,266.96
Pct Change	0	0	-.31	+6.27	+5.93
<b>DAYTONA BEACH KENNEL CLUB, INC.</b>					
1982-1983	106	160	409,453	33,609,779	2,554,117.22
1983-1984	108	162	430,805	37,098,325	2,828,448.78
Difference	+2	+2	+21,352	+3,488,546	+274,331.56
Pct Change	+1.89	+1.25	+5.21	+10.38	+10.78
<b>INVESTMENT CORP. OF SOUTH FLORIDA</b>					
1982-1983	104	156	1,039,134	111,020,884	8,716,103.59
1983-1984	105	157	999,328	108,702,451	8,519,533.98
Difference	+1	+1	-39,806	-2,318,433	-196,569.61
Pct Change	+96	+64	-3.83	-2.09	-2.26
<b>JACKSONVILLE KENNEL CLUB, INC.</b>					
1982-1983	144	190	612,225	59,451,641	4,540,518.86
1983-1984	42	54	170,211	16,825,857	1,283,605.99
Difference	-102	-136	-442,014	-42,625,784	-3,256,912.87
Pct Change	-70.83	-71.58	-72.20	-71.70	-71.73
<b>JEFFERSON COUNTY KENNEL CLUB, INC.</b>					
1982-1983	105	126	155,120	14,052,875	1,025,989.97
1983-1984	105	126	161,432	15,018,470	1,092,653.51
Difference	0	0	+6,312	+965,595	+66,663.54
Pct Change	0	0	+4.07	+6.87	+6.50

	<i>Days</i>	<i>Perf.</i>	<i>Paid Attendance</i>	<i>Pari-Mutuel Handle</i>	<i>Revenue To State From Handle</i>
<b>GREYHOUND TRACKS</b>					
<b>ORANGE PARK KENNEL CLUB, INC.</b>					
1982-1983	106	141	392,714	41,796,551	3,178,874.11
1983-1984	107	143	400,122	44,464,668	3,388,558.89
Difference	+1	+2	+7,408	+2,668,117	+209,684.78
Pct Change	+0.95	+1.42	+1.89	+6.38	+6.60
<b>INVESTMENT CORP. OF PALM BEACH</b>					
1982-1983	105	159	593,162	53,434,116	4,129,562.82
1983-1984	105	159	628,467	59,518,177	4,618,869.04
Difference	0	0	+35,305	+6,084,061	+489,306.22
Pct Change	0	0	+5.95	+11.39	+11.85
<b>PENSACOLA GREYHOUND PARK, INC.</b>					
1982-1983	105	159	247,371	22,544,350	1,657,431.44
1983-1984	109	161	261,768	24,344,427	1,791,594.81
Difference	+4	+2	+14,397	+1,800,077	+134,163.37
Pct Change	+3.81	+1.26	+5.82	+7.98	+8.09
<b>ST. PETERSBURG KENNEL CLUB, INC.</b>					
1982-1983	101	153	1,045,078	96,013,617	7,551,886.48
1983-1984	101	153	1,014,533	103,032,752	8,124,346.10
Difference	0	0	-30,545	+7,019,135	+572,459.62
Pct Change	0	0	-2.92	+7.31	+7.58
<b>SANFORD-ORLANDO KENNEL CLUB, INC.</b>					
1982-1983	105	158	517,388	49,892,548	3,843,158.92
1983-1984	105	159	517,862	54,804,973	4,224,939.09
Difference	0	+1	+474	+4,912,425	+381,780.17
Pct Change	0	+0.63	+0.09	+9.85	+9.93
<b>SARASOTA KENNEL CLUB, INC.</b>					
1982-1983	101	152	447,676	45,455,774	3,505,499.97
1983-1984	102	154	466,667	49,876,806	3,844,450.85
Difference	+1	+2	+18,991	+4,421,032	+338,950.88
Pct Change	+0.99	+1.32	+4.24	+9.73	+9.67
<b>WASHINGTON COUNTY KENNEL CLUB, INC.</b>					
1982-1983	106	144	210,940	20,214,756	1,506,807.48
1983-1984	107	151	224,225	22,507,394	1,676,263.01
Difference	+1	+7	+13,285	+2,292,638	+169,455.53
Pct Change	+0.94	+4.86	+6.30	+11.34	+11.25
<b>WEST FLAGLER ASSOCIATES, LTD.</b>					
1982-1983	47	71	349,944	40,631,802	3,164,690.80
1983-1984	161	242	1,082,879	135,683,658	10,560,351.33
Difference	+114	+171	+732,935	+95,051,856	+7,395,660.53
Pct Change	+242.55	+240.85	+209.44	+233.93	+233.69

	<u>Days</u>	<u>Perf.</u>	<u>Paid Attendance</u>	<u>Pari-Mutuel Handle</u>	<u>Revenue To State From Handle</u>
<b>GREYHOUND TRACKS</b>					
<b>KEYS RACING ASSOCIATION, LTD.</b>					
1982-1983	105	122	57,043	4,996,751	239,750.31
1983-1984	105	124	62,643	4,905,388	235,491.91
Difference	0	+2	+5,600	-91,363	-4,258.40
Pct Change	0	+1.64	+9.82	-1.83	-1.78
<b>BAYARD RACEWAYS, INC.</b>					
1982-1983	61	80	180,789	19,699,501	1,485,212.92
1983-1984	164	217	463,880	54,465,214	4,110,590.76
Difference	+103	+137	+283,091	+34,765,713	+2,625,377.84
Pct Change	+168.85	+171.25	+156.59	+176.48	+176.77
<b>SEMINOLE GREYHOUND PARK, INC.</b>					
1982-1983	105	157	275,475	25,956,390	1,953,614.80
1983-1984	105	156	305,246	31,298,551	2,369,281.56
Difference	0	-1	+29,771	+5,342,161	+415,666.76
Pct Change	0	-.64	+10.81	+20.58	+21.28
<b>TOTAL GREYHOUND TRACKS</b>					
1982-1983	1,877	2,687	9,154,203	925,661,721	71,432,589.35
1983-1984	1,889	2,703	8,840,002	936,429,155	72,210,168.04
Difference	+12	+16	-314,201	+10,767,434	+777,578.69
Pct Change	+64	+60	-3.43	+1.16	+1.09
<b>JAI ALAI FRONTONS</b>					
<b>FLORIDA JAI-ALAI, INC.</b>					
1982-1983	106	159	315,645	25,447,787	1,758,824.77
1983-1984	105	159	309,054	27,891,150	1,944,348.02
Difference	-1	0	-6,591	+2,443,363	+185,523.25
Pct Change	-.94	0	-2.09	+9.60	+10.55
<b>THE FRONTON, INC.</b>					
1982-1983	105	159	470,552	37,051,111	2,618,798.51
1983-1984	109	159	467,165	39,324,600	2,797,551.36
Difference	+4	0	-3,387	+2,273,489	+178,752.85
Pct Change	+3.81	0	-.72	+6.14	+6.83
<b>TAMPA JAI ALAI</b>					
1982-1983	105	159	605,426	40,347,864	2,880,954.13
1983-1984	105	159	620,828	43,802,630	3,143,191.84
Difference	0	0	+15,402	+3,454,766	+262,237.71
Pct Change	0	0	+2.54	+8.56	+9.10
<b>MIAMI JAI ALAI</b>					
1982-1983	105	159	670,589	59,715,574	4,287,107.10
1983-1984	105	159	674,775	66,364,815	4,772,856.30
Difference	0	0	+4,186	+6,649,241	+485,749.20
Pct Change	0	0	+62	+11.13	+11.33




	<u>Days</u>	<u>Perf.</u>	<u>Paid Attendance</u>	<u>Pari-Mutuel Handle</u>	<u>Revenue To State From Handle</u>
<b>JAI-ALAI FRONTONS</b>					
<b>DANIA JAI ALAI PALACE, INC.</b>					
1982-1983	110	159	618,692	41,312,250	2,953,104.89
1983-1984	110	159	604,044	45,072,723	3,232,042.27
Difference	0	0	-14,648	+3,760,473	+278,937.38
Pct Change	0	0	-2.37	+9.10	+9.45
<b>VOLUSIA JAI ALAI, INC.</b>					
1982-1983	153	208	396,749	25,378,986	1,730,817.87
1983-1984	118	160	321,120	20,399,586	1,410,484.37
Difference	-35	-48	-75,629	-4,979,400	-320,333.50
Pct Change	-22.88	-23.08	-19.06	-19.62	-18.51
<b>SPORTS PALACE, INC.</b>					
1982-1983	110	161	192,360	12,812,824	824,138.14
1983-1984	110	160	222,033	15,449,353	1,022,193.75
Difference	0	-1	+29,673	+2,636,529	+198,055.61
Pct Change	0	-0.62	+15.43	+20.58	+24.03
<b>OCALA JAI ALAI</b>					
1982-1983	105	158	221,536	16,427,952	1,092,182.32
1983-1984	104	159	233,224	18,017,219	1,219,022.87
Difference	-1	+1	+11,688	+1,589,267	+126,840.55
Pct Change	-0.95	+0.63	+5.28	+9.67	+11.61
<b>FORT PIERCE JAI ALAI</b>					
1982-1983	107	161	232,984	17,906,783	1,197,719.51
1983-1984	107	162	235,838	19,190,189	1,300,875.14
Difference	0	+1	+2,854	+1,283,406	+103,155.63
Pct Change	0	+0.62	+1.22	+7.17	+8.61
<b>GOLDEN CROWN CORP.</b>					
1982-1983	110	136	151,596	13,209,682	817,307.10
1983-1984	110	132	147,611	13,370,496	840,094.38
Difference	0	-4	-3,985	+160,814	+22,787.28
Pct Change	0	-2.94	-2.63	+1.22	+2.79
<b>SUMMER JAI ALAI</b>					
1982-1983	106	160	521,647	45,757,694	3,251,146.88
1983-1984	107	162	574,345	55,194,626	3,946,680.10
Difference	+1	+2	+52,698	+9,436,932	+695,533.22
Pct Change	+0.94	+1.25	+10.10	+20.62	+21.39
<b>SUMMERSPORT ENTERPRISES, INC.</b>					
1982-1983	110	110	430,067	32,514,466	2,326,877.56
1983-1984	115	115	468,072	36,918,512	2,654,430.56
Difference	+5	+5	+38,005	+4,404,046	+327,553.00
Pct Change	+4.55	+4.55	+8.84	+13.54	+14.08

	<u>Days</u>	<u>Perf.</u>	<u>Paid Attendance</u>	<u>Pari-Mutuel Handle</u>	<u>Revenue To State From Handle</u>
<b>TOTAL JAI ALAI FRONTONS</b>					
1982-1983	1,332	-1,889	4,827,843	367,882,973	25,738,978.78
1983-1984	1,305	1,845	4,878,109	400,995,899	28,283,770.96
Difference	-27	-44	+50,266	+33,112,926	+2,544,792.18
Pct Change	-2.03	-2.33	+1.04	+9.00	+9.89
<b>THOROUGHBRED TRACKS</b>					
<b>TAMPA BAY DOWNS</b>					
1982-1983	73	73	272,154	28,729,882	148,588.59
1983-1984	74	74	265,863	31,205,750	190,876.05
Difference	+1	+1	-6,291	+2,475,868	+42,287.46
Pct Change	+1.37	+1.37	-2.31	+8.62	+28.46
<b>GULFSTREAM PARK RACING ASSOC., INC.</b>					
1982-1983	50	50	550,346	104,049,307	3,361,575.86
1983-1984	65	65	539,863	104,384,378	3,025,195.94
Difference	+15	+15	-10,483	+335,071	-336,379.92
Pct Change	+30	+30	-1.90	+32	-10.01
<b>HIALEAH, INC.</b>					
1982-1983	50	50	344,368	66,784,756	1,862,483.62
1983-1984	50	50	442,920	95,664,782	3,055,399.13
Difference	0	0	+98,552	+28,880,026	+1,192,915.51
Pct Change	0	0	+28.62	+43.24	+64.05
<b>TROPICAL PARK, INC.</b>					
1982-1983	50	50	365,305	61,338,814	1,635,302.50
1983-1984	50	50	348,484	64,019,697	1,747,085.98
Difference	0	0	-16,821	+2,680,883	+111,783.48
Pct Change	0	0	-4.60	+4.37	+6.84
<b>CALDER RACE COURSE, INC.</b>					
1982-1983	133	133	878,823	138,676,239	3,543,112.48
1983-1984	121	121	774,376	131,296,525	3,429,982.15
Difference	-12	-12	-104,447	-7,379,714	-113,130.33
Pct Change	-9.02	-9.02	-11.88	-5.32	-3.19
<b>TOTAL FOR THOROUGHBRED TRACKS</b>					
1982-1983	356	356	2,410,996	399,578,998	10,551,063.05
1983-1984	360	360	2,371,506	426,571,132	11,448,539.25
Difference	+4	+4	-39,490	+26,992,134	+897,476.20
Pct Change	+1.12	+1.12	-1.64	+6.76	+8.51

	<u>Days</u>	<u>Perf.</u>	<u>Paid Attendance</u>	<u>Pari-Mutuel Handle</u>	<u>Revenue To State From Handle</u>
<b><u>HARNESS TRACKS</u></b>					
<b>TOURIST ATTRACTIONS INCORPORATED</b>					
1982-1983	105	105	489,189	50,904,602	857,489.89
1983-1984	105	105	501,838	52,225,448	907,444.03
Difference	0	0	+12,649	+1,320,846	+49,954.14
Pct Change	0	0	+2.59	+2.59	+5.83
<b><u>TOTAL FOR HARNESS TRACKS</u></b>					
1982-1983	105	105	489,189	50,904,602	857,489.89
1983-1984	105	105	501,838	52,225,448	907,444.03
Difference	0	0	+12,649	+1,320,846	+49,954.14
Pct Change	0	0	+2.59	+2.59	+5.83
<b><u>QUARTER HORSE TRACKS</u></b>					
<b>POMPANO PARK, INC.</b>					
1982-1983	53	53	119,966	10,111,684	74,259.31
1983-1984	40	40	101,406	8,330,454	56,217.54
Difference	-13	-13	-18,560	-1,781,230	-18,041.77
Pct Change	-24.53	-24.53	-15.47	-17.62	-24.30
<b><u>TOTAL FOR QUARTER HORSE TRACKS</u></b>					
1982-1983	53	53	119,966	10,111,684	74,259.31
1983-1984	40	40	101,406	8,330,454	56,217.54
Difference	-13	-13	-18,560	-1,781,230	-18,041.77
Pct Change	-24.53	-24.53	-15.47	-17.62	-24.30
<b><u>TOTAL FOR ALL TRACKS AND FRONTONS</u></b>					
1982-1983	3,723	5,090	17,002,197	1,754,139,978	108,654,380.38
1983-1984	3,699	5,053	16,692,861	1,824,552,088	112,906,139.82
Difference	-24	-37	-309,336	+70,412,110	+4,251,759.44
Pct Change	-.64	-.73	-1.82	+4.01	+3.91

**EXHIBIT "A"**  
**DEPARTMENT OF BUSINESS REGULATION**  
**DIVISION OF PARI-MUTUEL WAGERING**  
**COMBINED BALANCE SHEET**  
**ALL FUND TYPES AND ACCOUNT GROUPS**  
**JUNE 30, 1984**

	<i>GOVERNMENTAL</i>		<i>ACCOUNT GROUPS</i>		<i>TOTALS</i>	
	<i>FUNDS</i>	<i>FIDUCIARY FUNDS</i>	<i>General Fixed Assets</i>	<i>General Long Term Debt</i>	<i>(Memorandum Only)</i>	
	<i>Special Revenue</i>	<i>Trust and Agency</i>			<i>1984</i>	<i>1983</i>
<b>ASSETS</b>						
Cash in Transit	\$ 12,291.00	\$ 51,740.00	\$	\$	\$ 64,031.00	\$ 31,226.00
Cash in Revolving Fund	200.00				200.00	200.00
Cash in Depository Bank	4,513.00	23,956.00			28,469.00	39,951.25
Cash with State Treasurer	42,656.25	1,337,730.92			1,380,387.17	1,308,695.68
Investments at Cost	1,205,133.91				1,205,133.91	780,838.50
Due From Other Funds	16,314.33				16,314.33	24,999.54
Accounts Receivable						
Revenue	469,740.00	7,977,182.12			8,446,922.12	7,973,327.94
Interest	10,531.80				10,531.80	5,674.43
Returned Checks	167.00	499.00			666.00	1,591.25
Books			7,557.36		7,557.36	7,491.22
Automobiles			87,093.76		87,093.76	92,895.29
Office Furniture			38,478.00		38,478.00	39,064.57
Office Equipment			138,097.12		138,097.12	156,966.25
Lab Equipment			660,204.73		660,204.73	595,836.98
Other Equipment			8,162.46		8,162.46	7,615.45
Leasehold Improvement			272,562.03		272,562.03	237,562.03
Amount to be Provided				148,775.55	148,775.55	6,473.56
<b>TOTAL ASSETS</b>	<b>1,761,547.29</b>	<b>9,391,108.04</b>	<b>1,212,155.46</b>	<b>148,775.55</b>	<b>12,513,586.34</b>	<b>11,310,409.94</b>
<b>LIABILITIES</b>						
Due to Other Funds	200.00				200.00	200.00
Accounts Payable						
Salaries	79,979.21				79,979.21	69,266.22
Other Personal Services	150,932.61				150,932.61	92,329.19
Trust Funds - Other Departments	9,016.00				9,016.00	
Data Processing	16,318.19				16,318.19	8,295.36
Expense	7,924.48				7,924.48	20,520.67
General Revenue Fund	388,223.79	8,400,876.56			8,789,100.35	7,812,841.48
General Fund Service Charge	80,732.20	933,568.24			1,014,300.44	689,865.88
Cancelled Warrants	238.45	55.00			293.45	921.97
Other State Agencies		56,608.24			56,608.24	68,741.07
Vendors - Awards						348,566.25
Installment Purchases				3,696.08	3,696.08	6,473.56
Accrual Leave Payable				145,079.47 <sup>tr</sup>	145,079.47	
<b>TOTAL LIABILITIES</b>	<b>733,564.93</b>	<b>9,391,108.04</b>		<b>148,775.55</b>	<b>10,273,448.52</b>	<b>9,118,021.65</b>
<b>FUND EQUITY</b>						
Investment in General Fixed Assets			1,212,155.46		1,212,155.46	1,137,431.79
Fund Balance						
Reserved for Encumbrances	36,316.24				36,316.24	34,092.88
Unreserved	991,666.12				991,666.12	1,020,863.62
<b>TOTAL FUND EQUITY</b>	<b>1,027,982.36</b>	<b>-0-</b>	<b>1,212,155.46</b>	<b>-0-</b>	<b>2,240,137.82</b>	<b>2,192,388.29</b>
<b>TOTAL LIABILITIES AND FUND EQUITY</b>	<b>\$1,761,547.29</b>	<b>\$9,391,108.04</b>	<b>\$1,212,155.46</b>	<b>\$148,775.55</b>	<b>\$12,513,586.34</b>	<b>\$11,310,409.94</b>




**FIDUCIARY FUNDS**  
**EXPENDABLE FUNDS**

*Ida Thoroughbred Breeders Promotional Trust Fund*

	<i>Budget</i>	<i>Actual</i>	<i>Variance</i>
<b>REVENUES</b>			
Pari-Mutuel Fees	\$ 5,099.7	\$	\$
Interest	79.5	5,300.00	34.22
Prior Year Refunds	10.1		(5,265.78)
Miscellaneous	20.2		
Fines			
Pari-Mutuel Taxes	99,500.00	2,913,936.13	(85,563.87)
Other Non-Revenue Receipts	6,000.00	-0-	(6,000.00)
<b>TOTAL REVENUES</b>	<b>5,209,410,800.00</b>	<b>2,913,970.35</b>	<b>(96,829.65)</b>
<b>EXPENDITURES</b>			
Salaries	1,846.8		
Other Personal Services	1,289.7		
Expense	786.2		
Data Processing	140.0		
Payment of Awards	300,674,600.00	2,768,866.22	605,733.78
Refunds	140.0	1,000.00	1,000.00
Service Charge to General Revenue	420,247,500.00	181,804.91	65,695.09
Operating Capital Outlay	152.7		
Certified Forward	34.0		
<b>TOTAL EXPENDITURES</b>	<b>5,109,623,100.00</b>	<b>2,950,671.13</b>	<b>672,428.87</b>
Excess (Deficiency) of Revenues Over Expenditures	99,612,300.00)	(36,700.78)	575,599.22
<b>OTHER FINANCING SOURCES (USES)</b>			
Transfers In			
Transfers Out	(376.0)		
Remitted to State General Revenue Unallocated	(1,800.0)		
<b>TOTAL OTHER FINANCING SOURCES (USES)</b>	<b>(2,176.0)</b>	<b>-0-</b>	<b>-0-</b>
Excess (Deficiency) Revenues Over Expenditures and Other Sources (Uses)	(2,076,612,300.00)	(36,700.78)	575,599.22
Fund Balance - Beginning	1,000	36,700.78	-0-
Adjustments to Fund Balance	3	-0-	-0-
Adjusted Fund Balance	1,003	36,700.78	-0-
Fund Balance - Ending	<b>\$(1,073,75,599.22)</b>	<b>\$ -0-</b>	<b>\$ 575,599.22</b>

**EXHIBIT "B"**  
**DEPARTMENT OF BUSINESS REGULATION**  
**DIVISION OF PARI-MUTUEL WAGERING**  
**COMBINED STATEMENT OF REVENUE, EXPENDITURES AND**  
**CHANGES IN FUND BALANCE BUDGET (GAAP BASIS) AND ACTUAL**  
**FOR THE FISCAL YEAR ENDED JUNE 30, 1984**


	<u>GOVERNMENTAL FUNDS</u>						<u>FIDUCIARY FUNDS</u>		
	<u>SPECIAL REVENUE FUNDS</u>						<u>EXPENDABLE FUNDS</u>		
	<u>Pari-Mutuel Wagering Trust Fund</u>			<u>Racing Research Trust Fund</u>			<u>Florida Thoroughbred Breeders Promotional Trust Fund</u>		
	<u>Budget</u>	<u>Actual</u>	<u>Variance</u>	<u>Budget</u>	<u>Actual</u>	<u>Variance</u>	<u>Budget</u>	<u>Actual</u>	<u>Variance</u>
<b>REVENUES</b>									
Pari-Mutuel Fees	\$ 5,099,760.00	\$ 5,421,933.00	\$ 322,173.00	\$	\$	\$	\$	\$	\$
Interest	79,375.00	98,487.07	19,112.07	1,510.00	1,041.65	(468.35)	5,300.00	34.22	(5,265.78)
Prior Year Refunds	10,100.00	5,292.22	(4,807.78)						
Miscellaneous	20,225.00	42,553.95	22,328.95						
Fines				12,000.00	9,390.00	(2,610.00)			
Pari-Mutuel Taxes							2,999,500.00	2,913,936.13	(85,563.87)
Other Non-Revenue Receipts							6,000.00	-0-	(6,000.00)
<b>TOTAL REVENUES</b>	<u>5,209,460.00</u>	<u>5,568,266.24</u>	<u>358,806.24</u>	<u>13,510.00</u>	<u>10,431.65</u>	<u>(3,078.35)</u>	<u>3,010,800.00</u>	<u>2,913,970.35</u>	<u>(96,829.65)</u>
<b>EXPENDITURES</b>									
Salaries	1,846,846.00	1,806,640.01	40,205.99						
Other Personal Services	1,289,733.00	1,280,847.06	8,885.94	30,000.00		30,000.00			
Expense	786,211.00	726,649.27	59,561.73						
Data Processing	140,050.00	107,768.49	32,281.51						
Payment of Awards	300,000.00	300,000.00	-0-				3,374,600.00	2,768,866.22	605,733.78
Refunds	140,000.00	131,048.04	8,951.96	2,000.00	65.00	1,935.00	1,000.00		1,000.00
Service Charge to General Revenue	420,000.00	324,898.23	95,101.77	2,250.00	640.01	1,609.99	247,500.00	181,804.91	65,695.09
Operating Capital Outlay	152,740.00	111,313.76	41,426.24						
Certified Forward	34,041.73	34,041.73	-0-						
<b>TOTAL EXPENDITURES</b>	<u>5,109,601.73</u>	<u>4,823,206.59</u>	<u>286,395.14</u>	<u>34,250.00</u>	<u>705.01</u>	<u>33,544.99</u>	<u>3,623,100.00</u>	<u>2,950,671.13</u>	<u>672,428.87</u>
Excess (Deficiency) of Revenues Over Expenditures	<u>99,858.27</u>	<u>745,059.65</u>	<u>645,201.38</u>	<u>(20,740.00)</u>	<u>9,726.64</u>	<u>30,466.64</u>	<u>(612,300.00)</u>	<u>(36,700.78)</u>	<u>575,599.22</u>
<b>OTHER FINANCING SOURCES (USES)</b>									
Transfers In									
Transfers Out	(376,304.00)	(359,989.67)	16,314.33						
Remitted to State General Revenue Unallocated	(1,800,000.00)	(388,223.79)	1,411,776.21						
<b>TOTAL OTHER FINANCING SOURCES (USES)</b>	<u>(2,176,304.00)</u>	<u>(748,213.46)</u>	<u>1,428,090.54</u>	<u>-0-</u>	<u>-0-</u>	<u>-0-</u>	<u>-0-</u>	<u>-0-</u>	<u>-0-</u>
Excess (Deficiency) Revenues Over Expenditures and Other Sources (Uses)	<u>(2,076,445.73)</u>	<u>(3,153.81)</u>	<u>2,073,291.92</u>	<u>(20,740.00)</u>	<u>9,726.64</u>	<u>30,466.64</u>	<u>(612,300.00)</u>	<u>(36,700.78)</u>	<u>575,599.22</u>
Fund Balance - Beginning	1,000,000.00	1,000,000.00	-0-	18,255.72	18,255.72	-0-	36,700.78	36,700.78	-0-
Adjustments to Fund Balance	3,153.81	3,153.81	-0-	-0-	-0-	-0-	-0-	-0-	-0-
Adjusted Fund Balance	<u>1,003,153.81</u>	<u>1,003,153.81</u>	<u>-0-</u>	<u>-0-</u>	<u>-0-</u>	<u>-0-</u>	<u>36,700.78</u>	<u>36,700.78</u>	<u>-0-</u>
Fund Balance - Ending	<u>\$(1,073,291.92)</u>	<u>\$ 1,000,000.00</u>	<u>\$ 2,073,291.92</u>	<u>\$(2,484.28)</u>	<u>\$ 27,982.36</u>	<u>\$ 30,466.64</u>	<u>\$(575,599.22)</u>	<u>\$ -0-</u>	<u>\$ 575,599.22</u>






**EXHIBIT "C"**  
**DEPARTMENT OF BUSINESS REGULATION**  
**DIVISION OF PARI-MUTUEL WAGERING**  
**COMBINING BALANCE SHEET**  
**SPECIAL REVENUE FUNDS**  
**JUNE 30, 1984**

	<i>Pari-Mutuel Wagering Trust Fund (Operating)</i>	<i>Racing Research Trust Fund</i>	<i>TOTALS (Memorandum Only)</i>	
			<i>1984</i>	<i>1983</i>
<b>ASSETS</b>				
Cash in Transit	\$ 12,291.00	\$	\$ 12,291.00	\$ 5,866.00
Cash in Revolving Fund	200.00		200.00	200.00
Cash in Depository Bank	4,513.00		4,513.00	7,224.25
Cash with State Treasurer	16,131.21	26,525.04	42,656.25	387,825.21
Investments at Cost	1,203,284.95	1,848.96	1,205,133.91	780,465.27
Due From Other Funds	16,314.33		16,314.33	24,999.54
Accounts Receivable				
Revenue	469,740.00		469,740.00	457,980.00
Interest	10,477.97	53.83	10,531.80	5,671.72
Returned Checks	167.00		167.00	252.00
<b>TOTAL ASSETS</b>	<u>1,733,119.46</u>	<u>28,427.83</u>	<u>1,761,547.29</u>	<u>1,670,483.99</u>
<b>LIABILITIES &amp; FUND BALANCE</b>				
<b>Liabilities</b>				
Due to Other Funds	200.00		200.00	200.00
Accounts Payable				
Salaries	79,979.21		79,979.21	69,266.22
Other Personal Services	150,932.61		150,932.61	92,329.19
Trust Funds - Other Departments	9,016.00		9,016.00	
Data Processing	16,318.19		16,318.19	8,295.36
Expense	7,924.48		7,924.48	20,520.67
General Revenue Fund	388,223.79		388,223.79	405,387.35
General Fund Service Charge	80,436.73	295.47	80,732.20	55,307.51
Cancelled Warrants	88.45	150.00	238.45	921.97
<b>TOTAL LIABILITIES</b>	<u>733,119.46</u>	<u>445.47</u>	<u>733,564.93</u>	<u>652,228.27</u>
<b>Fund Balance</b>				
Reserved for Encumbrances	36,316.24		36,316.24	34,092.88
Unreserved	963,683.76	27,982.36	991,666.12	984,162.84
<b>TOTAL FUND BALANCE</b>	<u>1,000,000.00</u>	<u>27,982.36</u>	<u>1,027,982.36</u>	<u>1,018,255.72</u>
<b>TOTAL LIABILITIES &amp; FUND BALANCE</b>	<u>\$1,733,119.46</u>	<u>\$28,427.83</u>	<u>\$1,761,547.29</u>	<u>\$1,670,483.99</u>



**EXHIBIT "D"**  
**DEPARTMENT OF BUSINESS REGULATION**  
**DIVISION OF PARI-MUTUEL WAGERING**  
**COMBINING BALANCE SHEET**  
**FIDUCIARY FUNDS**  
**JUNE 30, 1984**

	<u>AGENCY FUNDS</u>			<u>EXPENDABLE FUNDS</u>	<u>TOTALS</u> <i>(Memorandum Only)</i>	
	<i>General Revenue Fund</i>	<i>Tax Collection Trust Fund</i>	<i>Collections For Other State Agencies</i>	<i>Florida Thoroughbred Breeders Promotional Trust Fund</i>	<i>1984</i>	<i>1983</i>
<b>ASSETS</b>						
Cash on Hand and In-Transit	\$	\$ 51,740.00	\$	\$	\$ 51,740.00	\$ 25,360.00
Cash with State Treasurer		1,337,730.92			1,337,730.92	920,870.47
Cash with State Treasurer - Investments						373.23
Cash in Depository Bank		23,956.00			23,956.00	32,727.00
Accounts Receivable						
Revenue	3,960,287.06	3,960,286.82	56,608.24		7,977,182.12	7,515,347.94
Interest						2.71
Returned Checks		499.00			499.00	1,339.25
<b>TOTAL ASSETS</b>	<u>3,960,287.06</u>	<u>5,374,212.74</u>	<u>56,608.24</u>	<u>-0-</u>	<u>9,391,108.04</u>	<u>8,496,020.60</u>
<b>LIABILITIES &amp; FUND BALANCE</b>						
<b>Liabilities</b>						
Accounts Payable						
General Revenue Fund	3,960,287.06	4,440,589.50			8,400,876.56	7,407,454.13
Service Charge to General Revenue Fund		933,568.24			933,568.24	634,558.37
Other State Agencies			56,608.24		56,608.24	68,741.07
Cancelled Warrants		55.00			55.00	
Vendors - Awards						348,566.25
<b>TOTAL LIABILITIES</b>	<u>3,960,287.06</u>	<u>5,374,212.74</u>	<u>56,608.24</u>	<u>-0-</u>	<u>9,391,108.04</u>	<u>8,459,319.82</u>
Fund Balance	-0-	-0-	-0-	-0-	-0-	36,700.78
<b>TOTAL LIABILITIES &amp; FUND BALANCE</b>	<u>\$3,960,287.06</u>	<u>\$5,374,212.74</u>	<u>\$56,608.24</u>	<u>\$ -0-</u>	<u>\$9,391,108.04</u>	<u>\$8,496,020.60</u>



**DEPARTMENT OF BUSINESS REGULATION  
DIVISION OF PARI-MUTUEL WAGERING  
SCHEDULE OF GENERAL FIXED ASSETS  
JUNE 30, 1984**

**GENERAL FIXED ASSETS**

Books	\$ 7,557.36
Automobiles	87,093.76
Office Furniture	38,478.00
Office Equipment	138,097.12
Lab Equipment	660,204.73
Other Equipment	8,162.46
Leasehold Improvements	<u>272,562.03</u>
TOTAL GENERAL FIXED ASSETS	<u>\$1,212,155.46</u>
INVESTMENT IN GENERAL FIXED ASSETS	<u>\$1,212,155.46</u>

DEPARTMENT OF BUSINESS REGULATION  
DIVISION OF PARI-MUTUEL WAGERING  
SCHEDULE OF GENERAL LONG TERM DEBT  
JUNE 30, 1984

Amount to be Provided	<u>\$148,775.55</u>
TOTAL	<u>\$148,775.55</u>
Installment Purchases	\$ 3,696.08
Accrued Leave Payable	<u>145,079.47</u>
TOTAL	<u>\$148,775.55</u>

## SUPPLEMENTAL SCHEDULES

The following schedules are included to provide additional information not otherwise available as to the activity of each fund for the period indicated.

Balance sheets for each of these funds may be found within the category "Fiduciary Funds".

General Revenue Agency Fund .....	Page 24
Pari-Mutuel Tax Collection Trust Fund .....	Page 26
Collections for Other State Agencies-Agency Fund .....	Page 28

**DEPARTMENT OF BUSINESS REGULATION**  
**DIVISION OF PARI-MUTUEL WAGERING**  
**GENERAL REVENUE-AGENCY FUND**  
**SCHEDULE OF CASH RECEIPTS AND DISBURSEMENTS**  
**FOR THE FISCAL YEAR ENDED JUNE 30, 1984**

Balance on Hand July 1, 1983		\$ -0-
<b><u>RECEIPTS</u></b>		
Taxes	\$53,604,597.42	
Fines	14,425.00	
Miscellaneous	10,988.70	
TOTAL RECEIPTS		53,630,011.12
<b><u>DISBURSEMENTS</u></b>		
Deposits to General Revenue	53,630,011.12	
TOTAL DISBURSEMENTS		53,630,011.12
Balance on Hand June 30, 1984		\$ -0-



**DEPARTMENT OF BUSINESS REGULATION**  
**DIVISION OF PARI-MUTUEL WAGERING**  
**GENERAL REVENUE-AGENCY FUND**  
**SUPPLEMENTAL SCHEDULE OF RECEIPTS AND DISBURSEMENTS**  
**ESTIMATED AND ACTUAL**  
**FOR THE FISCAL YEAR ENDED, JUNE 30, 1984**

<u>RECEIPTS</u>	<u>Estimated</u>	<u>Actual</u>	<u>Variance</u>
Taxes	\$53,630,011.12	\$53,899,636.88	\$269,625.76
Fines	-0-	14,425.00	14,425.00
Miscellaneous	-0-	<u>10,988.70</u>	<u>10,988.70</u>
<b>TOTAL RECEIPTS</b>	<u>53,630,011.12</u>	<u>53,925,050.58</u>	<u>295,039.46</u>
<b><u>DISBURSEMENTS</u></b>			
Deposit to General Revenue	<u>53,630,011.12</u>	<u>53,925,050.58</u>	<u>295,039.46</u>
<b>TOTAL DISBURSEMENTS</b>	<u>53,630,011.12</u>	<u>53,925,050.58</u>	<u>295,039.46</u>
Excess (Deficiency) over Disbursements	<u>\$ -0-</u>	<u>\$ -0-</u>	<u>\$ -0-</u>

**DEPARTMENT OF BUSINESS REGULATION**  
**DIVISION OF PARI-MUTUEL WAGERING**  
**TAX COLLECTION TRUST FUND**  
**SCHEDULE OF CASH RECEIPTS AND DISBURSEMENTS**  
**FOR THE FISCAL YEAR ENDED JUNE 30, 1984**

Balance on Hand July 1, 1983		\$ 674,803.21
<b><u>RECEIPTS</u></b>		
Fees	\$ 39,455.00	
Licenses	526,591.28	
Taxes	53,605,678.53	
Miscellaneous	750.55	
<b>TOTAL RECEIPTS</b>		<b>54,172,475.36</b>
<b><u>DISBURSEMENTS</u></b>		
Refunds	3,670.00	
Transfers to General Revenue	20,600,000.00	
Aid to Counties	29,915,500.00	
Service Charge to Gen. Rev. Fund	2,914,681.65	
<b>TOTAL DISBURSEMENTS</b>		<b>53,433,851.65</b>
Balance on Hand June 30, 1984		<b><u><u>\$1,413,426.92</u></u></b>

DEPARTMENT OF BUSINESS REGULATION  
 DIVISION OF PARI-MUTUEL WAGERING  
 TAX COLLECTION TRUST FUND  
 SUPPLEMENTAL SCHEDULE OF RECEIPTS AND DISBURSEMENTS  
 ESTIMATED AND ACTUAL  
 FOR THE FISCAL YEAR ENDED JUNE 30, 1984


<u>RECEIPTS</u>	<u>Estimated</u>	<u>Actual</u>	<u>Variance</u>
Taxes	\$53,620,397.00	\$53,900,717.94	\$280,320.94
Licenses	531,264.00	526,611.28	(4,652.72)
Fees	42,019.00	39,505.00	(2,514.00)
Miscellaneous	256.00	750.55	494.55
<b>TOTAL RECEIPTS</b>	<b>54,193,936.00</b>	<b>54,467,584.77</b>	<b>273,648.77</b>
<u>DISBURSEMENTS</u>			
Refunds	10,000.00	3,670.00	6,330.00
Transfers to General Revenue	24,000,000.00	21,299,348.22	2,700,651.78
Aid To Counties	29,915,500.00	29,915,500.00	- 0 -
Service Charge to Gen. Rev. Fund	3,525,000.00	3,249,066.55	275,933.45
<b>TOTAL DISBURSEMENTS</b>	<b>57,450,500.00</b>	<b>54,467,584.77</b>	<b>2,982,915.23</b>
Excess (Deficiency) Receipts over Disbursements	<u>\$ (3,256,564.00)</u>	<u>\$ -0-</u>	<u>\$3,256,564.00</u>

**DEPARTMENT OF BUSINESS REGULATION**  
**DIVISION OF PARI-MUTUEL WAGERING**  
**COLLECTIONS FOR OTHER STATE AGENCIES**  
**SCHEDULE OF CASH RECEIPTS AND DISBURSEMENTS**  
**FOR THE FISCAL YEAR ENDED JUNE 30, 1984**

Balance on Hand July 1, 1983		\$ -0-
<b><u>RECEIPTS</u></b>		
Taxes	<u>\$3,532,288.99</u>	
TOTAL RECEIPTS		3,532,288.99
<b><u>DISBURSEMENTS</u></b>		
Deposits to Other State Agencies	<u>3,532,288.99</u>	
TOTAL DISBURSEMENTS		<u>3,532,288.99</u>
Balance on Hand June 30, 1984		<u>\$ -0-</u>

DEPARTMENT OF BUSINESS REGULATION  
 DIVISION OF PARI-MUTUEL WAGERING  
**COLLECTIONS FOR OTHER STATE AGENCIES**  
**SUPPLEMENTAL SCHEDULE OF RECEIPTS AND DISBURSEMENTS**  
**ESTIMATED AND ACTUAL**  
**FOR THE FISCAL YEAR ENDED JUNE 30, 1984**

	<u>Estimated</u>	<u>Actual</u>	<u>Variance</u>
<b><u>RECEIPTS</u></b>			
Taxes	\$3,400,000.00	\$3,350,891.56	\$(49,108.44)
<b>TOTAL RECEIPTS</b>	<u>3,400,000.00</u>	<u>3,350,891.56</u>	<u>(49,108.44)</u>
<b><u>DISBURSEMENTS</u></b>			
Deposits to other State Agencies	3,400,000.00	3,350,891.56	49,108.44
<b>TOTAL DISBURSEMENTS</b>	<u>3,400,000.00</u>	<u>3,350,891.56</u>	<u>49,108.44</u>
Excess (Deficiency) of Receipts Over Disbursements	<u>\$ -0-</u>	<u>\$ -0-</u>	<u>\$ -0-</u>



	Track Commission	Withheld for Purses	Withheld for Capital Improvement	Withheld for Owners' Awards	Total Track Revenues From P/M Handle	Paid to Public
<b>GREYHOUND</b>	\$ 9,021,772.69	\$ 451,475.43	\$ 460,551.41		\$ 9,983,799.53	\$69,211,317.69
Associated Outlets	5,848,987.83	315,287.88	315,287.88		6,479,573.59	43,936,341.05
Bayard Raceway	4,858,334.19	247,983.95	250,773.51		5,357,041.65	37,327,017.32
Biscayne Kennel	4,468,075.92	218,208.93	227,330.69		4,913,615.54	33,783,124.28
Bonita-Ft. Myers	3,984,565.99	187,110.31	192,803.53		4,364,569.83	29,952,967.80
Daytona Beach	6,301,737.75	311,830.15	321,160.59		6,994,728.49	48,032,670.26
Investment Corp.	11,401,442.36	581,504.47	598,989.13		12,576,885.96	87,719,456.93
Jacksonville Kennel	1,794,998.95	95,237.58	95,237.58		1,986,474.11	13,577,631.55
Jefferson County	1,669,105.70	72,737.17	123,643.92		1,865,486.79	12,076,472.90
Keys Racing Assn.	666,283.93	26,869.08	26,869.08		720,002.09	3,956,158.70
Orange Park Kennel	4,744,129.69	261,017.86	261,017.86		5,266,165.41	35,858,338.05
Pensacola Greyhound	2,674,101.72	117,086.91	117,086.91		2,908,275.54	19,674,287.90
Sanford-Orlando	5,819,300.98	311,775.39	317,142.07		6,448,218.44	44,199,137.53
Sarasota Kennel	5,302,583.23	268,629.30	276,090.02		5,847,302.55	40,245,719.31
Seminole Greyhound	3,380,117.00	163,639.23	166,559.59		3,710,315.82	25,264,587.81
St. Petersburg Kennel	10,804,256.32	528,285.18	545,208.38		11,877,749.88	83,177,723.99
Washington County	2,461,989.78	108,101.68	108,101.68		2,678,145.14	18,182,137.10
West Flagler Assn.	14,279,248.26	731,120.32	746,044.70		15,756,413.78	109,484,290.05
<b>TOTAL GREYHOUND</b>	<b>99,480,992.29</b>	<b>4,997,841.82</b>	<b>5,144,928.53</b>		<b>109,625,762.14</b>	<b>755,659,380.22</b>
<b>JAI-ALAI FROM</b>						
Dania Jai-Alai Field	5,445,487.41		218,418.25		5,663,905.66	36,255,220.45
Florida Jai-Alai	3,419,981.73		127,610.82		3,547,592.55	22,439,436.45
Fort Pierce Jai-Alai	2,392,748.94		84,331.86		2,477,080.80	15,442,892.00
Golden Crown Club	1,733,732.27		53,130.88		1,786,863.15	10,762,727.90
Miami Jai-Alai	7,989,560.57		386,462.66		8,376,023.23	53,317,247.40
Ocala Jai-Alai	2,251,405.25		86,950.60		2,338,355.85	14,490,159.40
Sports Palace, Inc.	1,966,577.16		63,110.93		2,019,688.09	12,436,335.45
Summer Jai-Alai	6,666,360.14		341,691.69		7,008,051.83	44,324,733.00
Summersport Equestrian	4,450,279.14		172,459.51		4,622,738.65	29,702,192.15
Tampa Jai-Alai	5,296,410.92		210,779.28		5,506,190.20	35,233,955.60
The Fronton, Inc.	4,768,997.40		170,861.99		4,939,859.39	31,647,920.70
Volusia Jai-Alai	2,526,330.11		73,088.30		2,599,418.41	16,431,428.82
<b>TOTAL JAI-ALAI</b>	<b>48,896,851.04</b>		<b>1,988,896.77</b>		<b>50,885,747.81</b>	<b>322,484,249.32</b>
<b>THOROUGHBRED</b>						
Calder Race Course	11,239,553.53	10,158,982.91	1,088,312.86	167,980.72	22,654,780.02	104,663,657.65
Gulfstream Park	8,682,407.96	7,764,029.87	860,217.35		17,306,655.18	83,663,738.00
Hialeah, Inc.	7,550,644.69	7,174,858.78	776,692.17		15,502,195.64	76,696,410.10
Tampa Bay Downs	3,304,436.65	2,340,431.42	255,529.92		5,900,397.99	24,989,794.00
Tropical Park, Inc.	5,390,297.71	4,801,477.40	531,582.54		10,723,357.65	51,300,066.95
<b>TOTAL THOROUGHBRED</b>	<b>36,167,340.54</b>	<b>32,239,730.38</b>	<b>3,512,334.84</b>	<b>167,980.72</b>	<b>72,087,386.48</b>	<b>341,313,666.70</b>
<b>HARNESS RACING</b>						
Tourist Attraction	5,012,105.31	3,916,908.81	452,012.03		9,381,026.15	41,767,879.85
<b>TOTAL HARNESS RACING</b>	<b>5,012,105.31</b>	<b>3,916,908.81</b>	<b>452,012.03</b>		<b>9,381,026.15</b>	<b>41,767,879.85</b>
<b>QUARTER HORSE</b>						
Pompano Park	929,982.06	550,731.69	73,956.26		1,554,670.01	6,598,434.63
<b>TOTAL QUARTER HORSE</b>	<b>929,982.06</b>	<b>550,731.69</b>	<b>73,956.26</b>		<b>1,554,670.01</b>	<b>6,598,434.63</b>
<b>TOTAL ALL TYPES</b>	<b>\$190,487,271.24</b>	<b>\$41,705,212.20</b>	<b>\$11,172,128.43</b>	<b>\$167,980.72</b>	<b>\$243,532,592.59</b>	<b>\$1,467,823,610.72</b>

74,347.00

89,264.34 (Including Tax on Admission: \$30,410.89)

14,646.90


10,698.40

10,148.25

**EXHIBIT "E"**  
**SUMMARY OF RACING REVENUES FOR REGULAR PERFORMANCES**  
**FISCAL YEAR 1983-1984**

	No. Race Days	No. Perf. Held	Paid Attendance	Pari-Mutuel Handle	Tax on Attendance	Daily License Fee	Tax on Handle	Breakage	Total Tax to State	1% Quarter Horse Handle	Breakage	Total Collections for Promotional Trust Funds	Total Collections by Florida Thoroughbred Breeders' Association	Track Commission	Withheld for Purses	Withheld for Capital Improvement	Withheld for Owners' Awards	Total Track Revenues From P/M Handle	Paid to Public
<b>GREYHOUND RACING ASSOCIATION</b>																			
Associated Outdoor Clubs, Inc.	104	155	785,178	\$ 85,736,464.00	\$ 86,063.68	\$161,200.00	\$6,221,471.28	\$208,675.50	\$ 6,677,410.46					\$ 9,021,772.69	\$ 451,475.43	\$ 460,551.41		\$ 9,983,799.53	\$69,211,317.69
Bayard Raceways, Inc.	164	217	463,880	54,465,214.00	61,291.40	218,560.00	3,727,056.29	103,683.07	4,110,590.76					5,848,997.83	315,287.88	315,287.88		6,479,573.59	43,936,341.05
Biscayne Kennel Club, Inc.	46	71	373,870	46,254,555.00	38,159.83	73,840.00	3,380,446.22	116,209.81	3,608,655.86					4,858,334.19	247,983.95	250,773.51		5,357,041.65	37,327,017.32
Bonita-Ft. Myers Corporation	108	159	490,886	41,891,025.00	60,836.93	165,360.00	2,881,617.92	147,307.26	3,255,122.11					4,468,075.92	218,208.93	227,330.69		4,913,615.54	33,783,124.28
Daytona Beach Kennel Club, Inc.	108	162	430,805	37,098,325.00	47,661.41	168,400.00	2,511,672.52	100,714.85	2,828,448.78					3,984,565.99	187,110.31	192,895.53		4,364,569.83	29,952,967.80
Investment Corporation of Palm Beach	105	159	628,467	59,518,177.00	68,090.79	165,360.00	4,221,281.42	164,136.83	4,618,869.04					6,301,737.75	311,890.15	321,160.59		6,994,728.49	48,032,670.26
Investment Corporation of South Florida	105	157	999,328	108,702,451.00	113,425.87	163,280.00	7,965,086.20	279,741.91	8,519,533.98					11,401,442.36	581,504.47	598,989.13		12,576,885.96	87,719,456.93
Jacksonville Kennel Club, Inc.	42	54	170,211	16,825,857.00	20,854.65	54,880.00	1,176,165.13	31,706.21	1,283,605.99					1,794,998.95	95,237.58	95,237.58		1,985,474.11	13,577,631.55
Jefferson County Kennel Club, Inc.	105	126	161,432	15,018,470.00	16,143.20	129,680.00	902,003.77	44,826.54	1,092,663.51					1,669,105.70	72,737.17	125,643.92		1,865,486.79	12,076,472.90
Keys Racing Association, Ltd.	105	124	62,643	4,905,388.00	6,264.70	76,350.00	137,980.22	14,896.99	235,491.91					666,283.93	26,859.08	26,859.08		720,002.09	3,956,158.70
Orange Park Kennel Club, Inc.	107	143	400,122	44,464,668.00	48,394.35	144,000.00	3,107,614.78	88,549.76	3,388,568.89					4,744,129.69	261,017.86	261,017.86		5,266,165.41	35,858,338.05
Pensacola Greyhound Park, Inc.	109	161	261,768	24,344,427.00	29,731.25	157,040.00	1,544,972.50	59,851.06	1,791,594.81					2,674,101.72	117,086.91	117,086.91		2,908,275.54	19,674,287.90
Sanford-Orlando Kennel Club, Inc.	105	159	517,862	54,804,973.00	67,322.06	165,360.00	3,863,077.92	129,179.11	4,224,989.09					5,819,300.98	311,775.39	317,142.07		6,448,218.44	44,199,137.53
Sarasota Kennel Club, Inc.	102	154	466,667	49,876,806.00	60,666.71	160,080.00	3,498,037.26	125,666.88	3,844,450.85					5,302,583.23	268,629.30	276,090.02		5,847,302.55	40,245,719.31
Seminole Greyhound Park, Inc.	105	156	305,246	31,298,551.00	45,634.19	161,360.00	2,082,289.91	79,997.46	2,369,281.56					3,380,117.00	168,639.25	166,569.59		3,710,315.82	25,264,587.81
St. Petersburg Kennel Club, Inc.	101	153	1,014,533	103,032,752.00	147,067.97	159,120.00	7,539,789.25	278,368.88	8,124,346.10					10,804,256.32	528,285.18	545,208.38		11,877,749.88	83,177,723.99
Washington County Kennel Club, Inc.	107	151	224,225	22,507,394.00	29,149.25	156,800.00	1,425,661.96	66,651.80	1,676,263.01					2,461,989.78	108,101.68	108,101.68		2,678,143.14	18,182,137.10
West Flagler Associates, Ltd.	161	242	1,082,879	135,683,658.00	117,397.16	251,360.00	9,852,158.07	339,436.10	10,560,351.33					14,279,248.26	731,120.32	746,044.70		15,756,413.78	109,484,290.05
<b>TOTAL GREYHOUND TRACKS</b>	<b>1,889</b>	<b>2,703</b>	<b>8,840,002</b>	<b>\$956,429,155.00</b>	<b>1,064,155.40</b>	<b>2,732,030.00</b>	<b>66,034,382.62</b>	<b>2,379,600.02</b>	<b>72,210,168.04</b>					<b>99,480,992.29</b>	<b>4,997,841.82</b>	<b>5,144,928.53</b>		<b>109,625,762.14</b>	<b>755,659,380.22</b>
<b>JAI-ALAI FRONTONS</b>																			
Dania Jai-Alai Palace, Inc.	110	159	604,044	45,072,723.00	78,445.38	165,360.00	2,917,938.44	70,298.45	3,232,042.27					5,445,487.41		218,418.25		5,663,905.66	36,255,220.45
Florida Jai-Alai, Inc.	105	159	309,054	27,891,150.00	40,177.02	165,360.00	1,698,046.73	40,764.27	1,944,348.02					3,419,981.73		127,610.82		3,547,542.55	22,439,436.45
Fort Pierce Jai-Alai, Inc.	107	162	235,838	19,190,189.00	30,658.94	168,480.00	1,074,953.48	26,782.72	1,300,875.14					2,392,748.94		84,331.86		2,477,080.80	15,442,892.00
Golden Crown Corporation	110	132	147,611	13,370,496.00	19,189.43	85,800.00	715,005.28	20,099.67	840,094.38					1,733,732.27		53,130.88		1,786,863.15	10,762,727.90
Miami Jai-Alai, Inc.	105	159	674,775	66,364,815.00	101,341.93	165,360.00	4,429,676.96	76,477.41	4,772,856.30					7,989,580.57		386,462.66		8,376,053.23	53,317,247.40
Ocala Jai-Alai, Inc.	104	159	233,224	18,017,219.00	30,319.12	164,960.00	996,997.63	26,746.12	1,219,022.87					2,251,405.25		86,950.60		2,338,355.85	14,490,159.40
Sports Palace, Inc.	110	160	222,033	15,449,353.00	28,864.29	156,260.00	812,904.11	24,165.35	1,022,193.75					1,966,577.16		63,110.93		2,019,688.09	12,436,335.45
Summer Jai-Alai, Inc.	107	162	574,345	55,194,626.00	84,838.93	168,480.00	3,631,268.59	62,092.58	3,946,080.10					6,666,360.14		341,691.69		7,008,051.83	44,324,733.00
Summersport Enterprises, Inc.	115	115	468,072	36,918,512.00	60,849.36	119,360.00	2,417,089.38	57,131.82	2,654,430.56					4,450,279.14		172,459.51		4,622,738.65	29,702,192.15
Tampa Jai-Alai, Inc.	105	159	620,828	43,802,630.00	80,707.64	165,360.00	2,827,761.84	69,362.36	3,143,191.84					5,295,410.92		210,779.28		5,506,190.20	35,233,955.60
The Fronton, Inc.	109	159	467,165	39,324,600.00	60,731.45	165,360.00	2,509,821.69	61,638.22	2,797,561.36					4,768,997.40		170,861.99		4,939,859.39	31,647,920.70
Volusia Jai-Alai, Inc.	118	160	321,120	20,399,586.00	41,745.60	166,400.00	1,164,370.66	37,968.11	1,410,484.37					2,526,330.11		73,088.30		2,599,418.41	16,431,428.82
<b>TOTAL JAI-ALAI FRONTONS</b>	<b>1,305</b>	<b>1,845</b>	<b>4,878,109</b>	<b>400,995,899.00</b>	<b>657,869.09</b>	<b>1,856,540.00</b>	<b>25,195,834.79</b>	<b>573,527.08</b>	<b>28,288,770.96</b>					<b>48,896,851.04</b>		<b>1,988,896.77</b>		<b>50,885,747.81</b>	<b>322,484,249.32</b>
<b>THOROUGHBRED RACING ASSOCIATION</b>																			
Calder Race Course, Inc.	121	121	774,376	131,296,525.00	173,996.75	121,100.00	3,134,885.40	0.00	3,429,982.15		722,101.98	586,616.51	135,485.42	11,239,533.53	10,158,992.91	1,088,312.86	167,980.72	22,654,780.02	104,663,657.65
Gulfstream Park Racing Association, Inc.	*65	65	539,863	104,384,378.00	158,711.43	65,300.00	2,801,184.51	0.00	3,025,195.94		547,500.31	547,500.31		8,682,407.96	7,764,029.87	860,217.35		17,306,635.18	83,663,738.00
Hialeah, Inc.	50	50	442,920	95,664,782.00	136,411.28	50,800.00	2,868,187.85	0.00	3,055,399.13		547,188.41	547,188.41		7,550,644.69	7,174,858.78	776,692.17		15,502,195.64	76,696,410.10
Tampa Bay Downs, Inc.	74	74	265,863	31,205,750.00	65,003.07	76,100.00	49,772.98	0.00	190,876.05		189,685.05	189,685.05		3,304,436.65	2,340,431.42	255,329.92		5,900,397.99	24,989,794.00
Tropical Park, Inc.	50	50	348,484	64,019,697.00	79,435.95	50,000.00	1,617,650.03	0.00	1,747,085.98		328,622.37	328,622.37		5,390,297.71	4,801,477.40	531,582.54		10,723,357.65	51,300,066.95
<b>TOTAL THOROUGHBRED TRACKS</b>	<b>360</b>	<b>360</b>	<b>2,371,506</b>	<b>426,571,132.00</b>	<b>613,558.48</b>	<b>363,300.00</b>	<b>10,471,680.77</b>	<b>0.00</b>	<b>11,448,539.25</b>		<b>2,335,098.05</b>	<b>2,199,612.63</b>	<b>135,485.42</b>	<b>36,167,340.54</b>	<b>32,239,730.38</b>	<b>5,512,334.84</b>	<b>167,980.72</b>	<b>72,087,386.48</b>	<b>341,313,666.70</b>
<b>HARNESS RACING ASSOCIATION</b>																			
Tourist Attractions, Inc.	105	105	501,838	52,225,448.00	111,704.19	111,800.00	683,939.84	0.00	907,444.03		280,802.16	280,802.16		5,012,105.31	3,916,908.81	452,012.03		9,381,026.15	41,767,879.85
<b>TOTAL HARNESS TRACK</b>	<b>105</b>	<b>105</b>	<b>501,838</b>	<b>52,225,448.00</b>	<b>111,704.19</b>	<b>111,800.00</b>	<b>683,939.84</b>	<b>0.00</b>	<b>907,444.03</b>		<b>280,802.16</b>	<b>280,802.16</b>		<b>5,012,105.31</b>	<b>3,916,908.81</b>	<b>452,012.03</b>		<b>9,381,026.15</b>	<b>41,767,879.85</b>
<b>QUARTER HORSE RACING ASSOCIATION</b>																			
Pompano Park, Inc.	40	40	101,406	8,330,454.00	13,017.54	45,200.00	0.00	0.00	56,217.54	83,304.54	50,844.82	134,149.36		929,982.06	550,731.69	73,956.26		1,554,670.01	6,598,434.63
<b>TOTAL QUARTER HORSE TRACK</b>	<b>40</b>	<b>40</b>	<b>101,406</b>	<b>8,330,454.00</b>	<b>13,017.54</b>	<b>45,200.00</b>	<b>0.00</b>	<b>0.00</b>	<b>56,217.54</b>	<b>83,304.54</b>	<b>50,844.82</b>	<b>134,149.36</b>		<b>929,982.06</b>	<b>550,731.69</b>	<b>73,956.26</b>		<b>1,554,670.01</b>	<b>6,598,434.63</b>
<b>TOTAL ALL TRACKS AND FRONTONS</b>	<b>3,699</b>	<b>5,053</b>	<b>16,692,861</b>	<b>\$1,824,552,088.00</b>	<b>\$2,460,304.70</b>	<b>\$5,106,870.00</b>	<b>\$102,385,838.02</b>	<b>\$2,953,127.10</b>	<b>\$112,906,139.82</b>	<b>\$83,304.54</b>	<b>\$2,666,745.03</b>	<b>\$2,614,564.15</b>	<b>\$135,485.42</b>	<b>\$190,487,271.24</b>	<b>\$41,705,212.20</b>	<b>\$11,172,128.43</b>	<b>\$167,980.</b>		





# ANCES

<i>Contributed to Public from M Handle</i>	<i>Quarter Horse P/M Handle</i>	<i>Breakage</i>	<i>Total Collections for Promo- tional Trust Funds</i>	<i>Daily License Fee</i>	<i>Total Collections For State</i>
577,709.61	\$	\$	\$	\$ 2,080.00	\$ 2,080.00
133,436.00				6,080.00	6,080.00
965,276.18				2,080.00	2,080.00
714,940.42				5,200.00	5,200.00
546,316.15				3,120.00	3,120.00
042,199.99				4,160.00	4,160.00
650,827.97				2,080.00	2,080.00
552,196.40				2,880.00	2,880.00
89,546.10				1,800.00	1,800.00
589,524.20				3,120.00	3,120.00
418,408.90				4,800.00	4,800.00
134,543.32				5,200.00	5,200.00
575,815.64				3,120.00	3,120.00
250,507.15				2,080.00	2,080.00
335,147.21				3,120.00	3,120.00
292,409.80				4,160.00	4,160.00
838,834.00				2,080.00	2,080.00
707,439.04				57,160.00	57,160.00
681,751.70				5,200.00	5,200.00
268,606.70				4,160.00	4,160.00
305,020.00				3,250.00	3,250.00
455,117.60				5,200.00	5,200.00
430,717.30				6,240.00	6,240.00
276,620.30				5,200.00	5,200.00
274,861.50				7,280.00	7,280.00
787,552.60				5,200.00	5,200.00
809,583.05				5,200.00	5,200.00
282,268.90				5,200.00	5,200.00
572,099.65				52,130.00	52,130.00
904,387.70		5,788.46	5,788.46	3,000.00	8,788.46
134,649.75	1,686.71	942.18	2,628.89	1,000.00	3,628.89
701,165.40		33,381.62	33,381.62	6,000.00	39,381.62
937,190.05		13,476.68	13,476.68	7,000.00	20,476.68
638,355.45		46,858.30	46,858.30	13,000.00	59,858.30
1,956,931.59	\$1,686.71	\$53,588.94	\$55,275.65	\$126,290.00	\$181,565.65

**EXHIBIT "F"**  
**SUMMARY OF RACING REVENUES FOR CHARITY/SCHOLARSHIP DAY PERFORMANCES**  
**FISCAL YEAR 1983-1984**

	No. Days Racing	No. Performances Held	Paid Attendance	Pari-Mutuel Handle	Tax on Attendance	Tax on Handle	Breakage	Minimum Required Payment	Track Commission	Withheld for Additional Purses	Withheld for Capital Improvements	Total Track Revenues P/M Handle	Distributed to Public from P/M Handle	Quarter Horse P/M Handle	Breakage	Total Collections for Promotional Trust Funds	Daily License Fee	Total Collections For State
<b>GREYHOUND RACING ASSOCIATION</b>																		
Associated Outdoor Clubs, Inc.	2	2	5,372	\$ 715,431.00	\$ 580.88	\$ 50,572.76	\$ 1,695.77	\$ 52,849.41	\$ 75,897.44	\$ 3,674.19	\$ 3,801.23	\$ 83,372.86	\$ 577,709.61	\$	\$	\$	\$ 2,080.00	\$ 2,080.00
Bayard Raceways, Inc.	6	6	11,040	1,404,983.00	1,430.10	95,378.70	2,379.22	99,188.02	151,218.42	8,245.33	8,245.33	167,709.08	1,133,436.00				6,080.00	6,080.00
Biscayne Kennel Club, Inc.	2	2	9,406	1,197,060.00	961.00	87,176.56	3,862.36	91,999.92	125,818.24	6,399.28	6,447.38	138,664.90	965,276.18				2,080.00	2,080.00
Bonita-Ft. Myers Corporation	5	5	9,236	887,309.00	1,133.93	57,935.48	3,120.76	62,190.17	96,107.22	4,951.96	5,053.16	106,112.34	714,940.42				5,200.00	5,200.00
Daytona Beach Kennel Club, Inc.	3	3	7,778	676,525.00	875.48	45,715.90	1,352.57	47,943.95	72,737.12	3,587.67	3,695.59	80,020.38	546,316.15				3,120.00	3,120.00
Investment Corporation of Palm Beach	4	4	12,050	1,291,756.00	1,330.85	90,573.45	3,414.15	95,318.43	137,262.07	6,850.58	7,295.76	151,408.41	1,042,199.99				4,160.00	4,160.00
Investment Corporation of South Florida	2	2	6,419	806,644.00	708.68	57,504.94	1,914.62	60,128.24	85,390.89	4,432.97	4,492.61	94,316.47	650,827.97				2,080.00	2,080.00
Jacksonville Kennel Club, Inc.	3	3	6,327	684,438.00	770.25	46,317.29	1,285.33	48,372.87	73,902.26	3,928.36	3,928.36	81,758.98	552,196.40				2,880.00	2,880.00
Keys Racing Association, Ltd.	3	3	1,509	111,086.00	150.90	2,742.53	318.55	3,211.98	15,397.94	640.44	640.44	16,678.82	89,546.10				1,800.00	1,800.00
Orange Park Kennel Club, Inc.	3	3	5,818	731,002.00	688.00	49,856.16	1,315.60	51,859.76	78,486.48	4,349.78	4,349.78	87,186.04	589,524.20				3,120.00	3,120.00
Pensacola Greyhound Park, Inc.	5	5	5,127	517,941.00	582.90	29,863.51	1,153.35	31,599.76	58,457.76	2,628.74	2,628.74	63,715.24	418,408.90				4,800.00	4,800.00
Sanford-Orlando Kennel Club, Inc.	5	5	12,975	1,406,867.00	1,686.75	97,421.89	3,370.33	102,478.97	150,190.22	7,981.76	8,359.48	166,531.46	1,134,343.32				5,200.00	5,200.00
Sarasota Kennel Club, Inc.	3	3	8,028	713,647.00	1,043.64	48,537.17	2,387.29	51,968.10	76,472.14	3,642.96	3,671.80	83,786.90	575,815.64				3,120.00	3,120.00
Seminole Greyhound Park, Inc.	2	2	2,956	310,514.00	483.16	19,799.07	796.89	21,079.12	33,914.95	1,701.71	1,714.23	37,330.89	250,507.15				2,080.00	2,080.00
St. Petersburg Kennel Club, Inc.	3	3	14,587	1,654,314.00	2,123.47	120,027.88	4,965.64	127,116.99	173,945.65	8,502.37	8,605.25	191,053.27	1,335,147.21				5,120.00	5,120.00
Washington County Kennel Club, Inc.	4	4	3,236	362,082.00	420.68	19,918.23	1,391.98	21,730.89	40,850.11	1,675.94	1,675.94	44,201.99	292,409.80				4,160.00	4,160.00
West Flagler Associates, Inc.	2	2	7,468	1,040,590.00	803.95	75,284.84	2,946.71	79,035.50	109,658.75	5,881.72	5,903.98	121,444.45	838,834.00				2,080.00	2,080.00
<b>TOTAL GREYHOUND TRACKS</b>	<b>57</b>	<b>57</b>	<b>129,312</b>	<b>14,512,189.00</b>	<b>15,774.60</b>	<b>994,626.36</b>	<b>37,671.12</b>	<b>1,048,072.08</b>	<b>1,555,707.66</b>	<b>79,075.76</b>	<b>80,509.06</b>	<b>1,715,292.48</b>	<b>11,707,439.04</b>				<b>57,160.00</b>	<b>57,160.00</b>
<b>JAI-ALAI FRONTONS</b>																		
Dania Jai-Alai Palace, Inc.	5	5	9,247	847,706.00	1,202.11	51,312.14	1,295.44	53,809.69	103,898.85		4,247.87	108,146.72	681,751.70				5,200.00	5,200.00
Fort Pierce Jai-Alai, Inc.	4	4	3,626	333,867.00	471.38	16,604.55	507.25	17,583.18	42,503.80		1,484.70	43,988.50	268,606.70				4,160.00	4,160.00
Golden Crown Corporation	5	5	3,760	378,983.00	488.80	18,032.80	568.67	19,090.27	50,571.47		1,540.06	52,111.53	305,020.00				3,250.00	3,250.00
Miami Jai-Alai, Inc.	5	5	18,110	1,811,845.00	2,780.30	119,766.00	2,332.02	124,878.32	218,556.96		10,872.42	229,429.38	1,455,117.60				5,200.00	5,200.00
Ocala Jai-Alai, Inc.	6	6	6,918	535,770.00	899.34	27,389.68	818.66	29,107.68	67,874.86		2,729.50	70,604.36	430,717.30				6,240.00	6,240.00
Sports Palace, Inc.	5	5	4,598	343,737.00	597.74	15,530.33	507.41	16,635.48	44,378.80		1,500.16	45,878.96	276,620.30				5,200.00	5,200.00
Summersports Enterprises, Inc.	7	7	17,859	1,584,674.00	2,321.67	100,086.86	2,554.85	104,963.38	192,388.28		7,502.51	199,890.79	1,274,861.50				7,280.00	7,280.00
Tampa Jai-Alai, Inc.	5	5	13,017	979,078.00	1,692.21	60,639.53	1,478.69	63,810.43	119,395.37		4,811.81	124,207.18	787,552.60				5,200.00	5,200.00
The Fronton Inc.	5	5	12,082	1,005,653.00	1,570.66	62,526.36	1,551.66	65,648.68	122,581.24		4,210.69	126,791.93	809,583.05				5,200.00	5,200.00
Volusia Jai-Alai, Inc.	5	5	5,457	350,523.00	709.41	16,012.14	618.17	17,339.72	45,076.17		1,347.62	46,423.79	282,268.90				5,200.00	5,200.00
<b>TOTAL JAI-ALAI FRONTONS</b>	<b>52</b>	<b>52</b>	<b>94,674</b>	<b>8,171,856.00</b>	<b>12,733.62</b>	<b>487,900.39</b>	<b>12,232.82</b>	<b>512,866.83</b>	<b>1,007,225.80</b>		<b>40,247.34</b>	<b>1,047,473.14</b>	<b>6,572,099.65</b>				<b>52,130.00</b>	<b>52,130.00</b>
<b>HARNESS RACING ASSOCIATION</b>																		
Tourist Attractions, Inc.	3	3	10,030	1,130,375.00	2,245.44	7,602.37		9,847.81	115,060.84	84,778.13	9,757.50	209,596.47	904,387.70		5,788.46	5,788.46	3,000.00	8,788.46
<b>QUARTER HORSE RACING ASSOCIATION</b>																		
Pompano Park, Inc.	1	1	2,188	168,671.00	294.67			294.67	18,755.09	10,120.26	1,517.01	30,392.36	134,649.75	1,686.71	942.18	2,628.89	1,000.00	3,628.89
<b>THOROUGHBRED RACING ASSOCIATION</b>																		
Gulfstream Park Racing Association, Inc.	6	6	29,477	5,871,576.00	8,477.27	134,362.01		142,839.28	507,389.02	440,368.21	48,909.74	996,666.97	4,701,165.40		33,381.62	33,381.62	6,000.00	39,381.62
Tampa Bay Downs, Inc.	7	7	21,172	2,417,005.00	5,106.16			5,106.16	258,378.42	181,275.39	19,684.46	459,338.27	1,937,190.05		13,476.68	13,476.68	7,000.00	20,476.68
<b>TOTAL THOROUGHBRED TRACKS</b>	<b>13</b>	<b>13</b>	<b>50,649</b>	<b>8,288,581.00</b>	<b>13,583.43</b>	<b>134,362.01</b>		<b>147,945.44</b>	<b>765,767.44</b>	<b>621,643.60</b>	<b>68,594.20</b>	<b>1,456,005.24</b>	<b>6,638,355.45</b>		<b>46,858.30</b>	<b>46,858.30</b>	<b>13,000.00</b>	<b>59,858.30</b>
<b>TOTAL ALL TRACKS AND FRONTONS</b>	<b>126</b>	<b>126</b>	<b>286,853</b>	<b>\$32,271,652.00</b>	<b>\$44,631.76</b>	<b>\$1,624,491.13</b>	<b>\$49,905.94</b>	<b>\$1,719,026.83</b>	<b>\$3,462,516.83</b>	<b>\$795,617.75</b>	<b>\$200,625.11</b>	<b>\$4,458,759.69</b>	<b>\$25,956,981.59</b>	<b>\$1,686.71</b>	<b>\$53,588.94</b>	<b>\$55,275.65</b>	<b>\$126,290.00</b>	<b>\$181,565.65</b>



**SUMMARY OF RACING REVENUES  
JULY 1983 THRU JUNE 1984**

State Revenue From Regular Performances:

Tax on Admission .....	\$ 2,460,304.70
Daily License Fee .....	5,106,870.00
Tax on Handle .....	102,385,838.02
Breakage on Greyhound & Jai-Alai .....	2,953,127.10

**TOTAL STATE REVENUE**

**FROM REGULAR PERFORMANCES ..... \$112,906,139.82**

State Revenue From Charity Performances:

Daily License Fees .....	\$ 126,290.00
--------------------------	---------------

**TOTAL STATE REVENUE FROM CHARITY DAYS ..... \$ 126,290.00**

Other State Revenue:

Occupational Licenses .....	\$ 527,672.27
Stable/Kennel Registration .....	39,900.00
Fingerprint Fees .....	183,994.00
Escheated Tickets from Greyhound & Jai-Alai .....	2,644,804.10
Department of Education - Racing Scholarship Fund .....	172,776.44
Racing Research Trust Fund - Fines .....	9,540.00
Administrative Fines/Penalties .....	14,625.00
Miscellaneous Revenues .....	52,922.69
Refunds of Prior Year's Appropriations .....	5,292.22

**TOTAL OTHER STATE REVENUES ..... \$ 3,651,526.72**

Florida Thoroughbred Breeder's Harness, Horse Racing &  
Quarter Horse Racing Promotional Trust Funds:

Escheated Tickets .....	\$ 776,957.35
Breakage - Regular Performances .....	2,531,259.61
Breakage - Charity Performances .....	53,588.94
1% of Handle - Quarter Horses .....	84,991.25

**TOTAL PROMOTIONAL TRUST FUNDS REVENUE ..... \$ 3,446,797.15**

**TOTAL REVENUES GENERATED ..... \$120,130,753.69**

**EXHIBIT "G"**  
**DIVISION OF PARI-MUTUEL WAGERING**  
**FROM EXTRA DAYS OF RACING FOR**  
**BOARD OF REGENTS — SCHOLARSHIP FUND**

Fort Pierce Jai-Alai, Inc. ....	\$ 6,389.51
Golden Crown Corporation .....	6,966.57
Investment Corporation of Palm Beach .....	22,446.00
Jefferson County Kennel Club, Inc. ....	7,821.00
Keys Racing Association, Ltd. ....	1,947.25
Ocala Jai-Alai, Inc. ....	6,397.16
Pensacola Greyhound Park, Inc. ....	4,765.35
St. Petersburg Kennel Club, Inc. ....	33,274.53
Sanford-Orlando Kennel Club, Inc. ....	33,984.55
Sarasota Kennel Club, Inc. ....	22,549.68
Seminole Greyhound Park, Inc. ....	7,920.22
Sports Palace, Inc. ....	5,795.00
Tourist Attractions, Inc. ....	5,922.20
Washington County Kennel Club, Inc. ....	6,597.42
<b>TOTAL RECEIPTS DEPOSITED</b>	
<b>TO SCHOLARSHIP FUND .....</b>	<b>\$172,776.44</b>

**EXHIBIT "H"**  
**DIVISION OF PARI-MUTUEL WAGERING**  
**FROM ESCHEATED PARI-MUTUEL TICKETS FOR**  
**PRINCIPAL OF STATE SCHOOL FUND**

	<i>From 1979-1980 Season</i>	<i>From 1980-1981 Season</i>	<i>From 1981-1982 Season</i>	<i>From 1982-1983 Season</i>	<i>Grand Total</i>
Associated Outdoor Clubs, Inc.	\$	\$1,325.30	\$	\$175,402.70	\$176,728.00
Bayard Raceways, Inc.			57,149.30		57,149.30
Biscayne Kennel Club, Inc.	5,325.60	962.40	173,095.20		179,383.20
Bonita Ft. Myers Corporation				110,029.00	110,029.00
Dania Jai-Alai Palace, Inc.				103,809.90	103,809.90
Daytona Beach Kennel Club, Inc.				85,769.00	85,769.00
Florida Jai-Alai, Inc.				48,294.40	48,294.40
Ft. Pierce Jai-Alai, Inc.			25,806.70		25,806.70
The Fronton Inc.				164,651.15	164,651.15
Golden Crown Corporation			24,987.90	24,614.20	49,602.10
Investment Corporation of Palm Beach		1,213.80	95,314.10		96,527.90
Investment Corporation of South Florida		16.00		203,239.85	203,255.85
Jacksonville Kennel Club, Inc.			62,777.30	85,648.10	148,425.40
Jefferson County Kennel Club, Inc.			15,987.60		15,987.60
Keys Racing Association, Ltd.				28,439.70	28,439.70
Ocala Jai-Alai, Inc.			39,498.00		39,498.00
Orange Park Kennel Club, Inc.	14.40			75,422.40	75,436.80
Pensacola Greyhound Park Racing, Inc.		172.40	37,609.95		37,782.35
St. Petersburg Kennel Club, Inc.		60.00		212,587.75	212,647.75
Sanford-Orlando Kennel Club, Inc.				127,808.60	127,808.60
Sarasota Kennel Club, Inc.			70,113.20		70,113.20
Seminole Greyhound Park, Inc.		6,136.50	42,419.50		48,556.00
Sports Palace, Inc.		45.60		37,407.30	37,452.90
Summer Jai-Alai, Inc.				118,003.50	118,003.50
Summersport Enterprises, Ltd.				68,337.90	68,337.90
Tampa Jai-Alai, Inc.		4.80	78,302.80		78,307.60
Volusia Jai-Alai, Inc.			42,906.70		42,906.70
Washington County Kennel Club, Inc.			37,169.40		37,169.40
West Flagler Associates, Ltd.		20.80	156,903.40		156,924.20
<b>TOTAL RECEIPTS DEPOSITED TO SCHOOL FUND</b>	<b>\$5,340.00</b>	<b>\$9,957.60</b>	<b>\$960,041.05</b>	<b>\$1,669,465.45</b>	<b>\$2,644,804.10</b>

**EXHIBIT "I"**  
**FLORIDA DEPARTMENT OF BUSINESS REGULATION**  
**DIVISION OF PARI-MUTUEL WAGERING**  
**REVENUE COLLECTED BY GEOGRAPHICAL LOCATION**  
**FOR FISCAL YEAR 1983-84**

	<i>Handle</i>	<i>Attendance</i>	<i>Revenues</i>	<i>%</i>
<b>Brevard County</b>				
Sports Palace, Inc.	\$ 15,449,353.00	222,033	\$ 1,073,187.65	.89
Brevard County Totals	15,449,353.00	222,033	1,073,187.65	.89
<b>Broward County</b>				
Dania Jai-Alai Palace, Inc.	45,072,723.00	604,044	3,345,075.17	2.78
Gulfstream Park Racing Association, Inc.	104,384,378.00	539,863	3,968,111.82	3.30
Investment Corp. of South Florida	108,702,451.00	999,328	8,738,743.53	7.27
Pompano Park, Inc.	8,330,454.00	101,406	238,905.24	.20
Summersport Enterprises, Inc.	36,918,512.00	468,072	2,744,423.46	2.28
Tourist Attractions, Inc.	52,225,448.00	501,838	1,403,691.55	1.17
Broward County Totals	355,633,966.00	3,214,551	20,438,950.77	17.00
<b>Dade County</b>				
Biscayne Kennel Club, Inc.	46,254,555.00	373,870	3,818,143.06	3.18
Calder Race Course, Inc.	131,296,525.00	774,376	4,151,229.66	3.46
Hialeah, Inc.	95,664,782.00	442,920	3,653,133.44	3.04
Miami Central Office	0.00	0	31,493.95	.03
Miami Jai Alai	66,364,815.00	674,775	4,782,154.30	3.98
Summer Jai Alai	55,194,626.00	574,345	4,075,076.60	3.39
Tropical Park, Inc.	64,019,697.00	348,484	2,379,081.17	1.98
West Flagler Associates, Ltd.	135,683,658.00	1,082,879	10,748,298.38	8.95
Dade County Totals	594,478,658.00	4,271,649	33,638,610.56	28.01
<b>Duval County</b>				
Jacksonville Kennel Club, Inc.	16,825,857.00	170,211	1,442,326.39	1.20
Duval County Totals	16,825,857.00	170,211	1,442,326.39	1.20
<b>Escambia County</b>				
Pensacola Greyhound Park Racing, Inc.	24,344,427.00	261,768	1,854,804.52	1.54
Escambia County Totals	24,344,427.00	261,768	1,854,804.52	1.54
<b>Gadsden County</b>				
Golden Crown Corporation	13,370,496.00	147,611	902,968.05	.75
Gadsden County Totals	13,370,496.00	147,611	902,968.05	.75
<b>Hillsborough County</b>				
Associated Outdoor Clubs, Inc.	85,736,464.00	785,178	6,870,289.46	5.72
Tampa Bay Downs, Inc.	31,205,750.00	265,863	539,639.46	.45
Tampa Jai-Alai, Inc.	43,802,630.00	620,828	3,231,085.44	2.69
Hillsborough County Totals	160,744,844.00	1,671,869	10,641,014.36	8.86
<b>Jackson County</b>				
Orange Park Kennel Club, Inc.	44,464,668.00	400,122	3,469,938.69	2.89
Jackson County Totals	44,464,668.00	400,122	3,469,938.69	2.89
<b>Jefferson County</b>				
Jefferson County Kennel Club, Inc.	15,018,470.00	161,432	1,125,028.11	.94
Jefferson County Totals	15,018,470.00	161,432	1,125,028.11	.94
<b>Lee County</b>				
Bonita-Ft. Myers Corporation	41,891,025.00	490,886	3,379,446.11	2.81
Lee County Totals	41,891,025.00	490,886	3,379,446.11	2.81



<b>Marion County</b>				
Ocala Jai-Alai, Inc.	18,017,219.00	233,224	1,278,378.03	1.06
Marion County Totals	18,017,219.00	233,224	1,278,378.03	1.06
<b>Monroe County</b>				
Keys Racing Association, Ltd.	4,905,388.00	62,643	285,260.86	.24
Monroe County Totals	4,905,388.00	62,643	285,260.86	.24
<b>Palm Beach County</b>				
Investment Corp. of Palm Beach	59,518,177.00	628,467	4,754,148.94	3.96
The Fronton, Inc.	39,324,600.00	467,165	2,975,903.51	2.48
Palm Beach County Totals	98,842,777.00	1,095,632	7,730,052.45	6.44
<b>Pinellas County</b>				
St. Petersburg Kennel Club, Inc.	103,032,752.00	1,014,533	8,388,261.38	6.98
Pinellas County Totals	103,032,752.00	1,014,533	8,388,261.38	6.98
<b>St. John's County</b>				
Bayard Raceways, Inc.	54,465,214.00	463,880	4,182,925.06	3.48
St. John's County Totals	54,465,214.00	463,880	4,182,925.06	3.48
<b>St. Lucie County</b>				
Fort Pierce Jai-Alai	19,190,189.00	235,838	1,345,494.35	1.12
St. Lucie County Totals	19,190,189.00	235,838	1,345,494.35	1.12
<b>Sarasota County</b>				
Sarasota Kennel Club, Inc.	49,876,806.00	466,667	3,962,711.73	3.30
Sarasota County Totals	49,876,806.00	466,667	3,962,711.73	3.30
<b>Seminole County</b>				
Florida Jai-Alai, Inc.	27,891,150.00	309,054	1,996,720.42	1.66
Sanford-Orlando Kennel Club, Inc.	54,804,973.00	517,862	4,399,621.24	3.66
Seminole Greyhound Park, Inc.	31,298,551.00	305,246	2,461,442.28	2.05
Seminole County Totals	113,994,674.00	1,132,162	8,857,783.94	7.37
<b>Volusia County</b>				
Daytona Beach Kennel Club, Inc.	37,098,325.00	430,805	2,928,638.78	2.45
Volusia Jai-Alai, Inc.	20,399,586.00	321,120	1,466,167.07	1.22
Volusia County Totals	57,497,911.00	751,925	4,394,805.85	3.67
<b>Washington County</b>				
Washington County Kennel Club, Inc.	22,507,394.00	224,225	1,738,804.83	1.45
Washington County Totals	22,507,394.00	224,225	1,738,804.83	1.45
<b>GRAND TOTALS</b>	<b>\$1,824,552,088.00</b>	<b>16,692,861</b>	<b>\$120,130,753.69</b>	<b>100.00%</b>

**EXHIBIT "J"**  
**DIVISION OF PARI-MUTUEL WAGERING**  
**PAID ATTENDANCE, PARI-MUTUEL HANDLE, STATE REVENUE**  
**SEASON 1931-1932 THRU SEASON 1983-1984**


Season	No. of Racing Days	Total Paid Attendance	Total Pari-Mutuel Handle	State Revenue as a Percent of Handle	Total State Revenue
1931-1932	462	1,157,161	\$ 17,365,424.00	4.2%	\$ 737,300.70
1932-1933	550	1,281,017	19,146,938.00	3.99	763,877.09
1933-1934	609	1,591,024	27,549,567.00	3.89	1,072,364.22
1934-1935	775	2,024,636	36,577,493.00	3.83	1,401,176.87
1935-1936	906	1,854,292	38,826,132.00	3.70	1,436,957.07
1936-1937	1,029	2,330,964	50,121,647.00	3.67	1,838,338.53
1937-1938	1,053	2,401,367	54,047,114.00	3.64	1,969,740.68
1938-1939	1,025	2,373,271	55,272,416.00	3.62	2,000,758.63
1939-1940	1,057	2,517,436	64,388,377.00	3.58	2,302,834.13
1940-1941	902	2,695,464	68,280,202.00	3.57	2,436,374.09
1941-1942	972	2,195,080	63,601,585.00	6.91	4,392,861.86
1942-1943	734	854,256	26,658,646.00	4.00	1,066,087.70
1943-1944	982	2,458,933	109,561,969.00	6.23	6,824,272.72
1944-1945	333	945,341	35,171,557.00	5.71	2,007,853.08
1945-1946	1,442	4,448,084	211,571,289.00	7.35	15,554,033.94
1946-1947	1,298	4,444,543	194,710,333.00	7.54	14,680,730.51
1947-1948	1,318	4,344,479	180,647,561.00	7.50	13,542,407.27
1948-1949	1,404	4,641,038	178,171,736.00	7.42	13,222,461.84
1949-1950	1,377	4,539,742	178,842,858.00	7.33	13,101,521.89
1950-1951	1,378	4,643,293	204,385,597.00	7.34	14,997,486.10
1951-1952	1,432	5,279,674	248,728,380.00	7.27	18,090,497.77
1952-1953	1,549	5,732,369	272,696,059.00	7.24	19,734,513.61
1953-1954	1,722	5,812,577	276,681,999.00	7.24	20,026,021.78
1954-1955	1,731	5,809,467	284,044,131.00	7.22	20,521,462.81
1955-1956	1,879	5,915,941	310,681,432.00	7.78	24,180,833.82
1956-1957	1,907	6,035,932	322,948,073.00	7.73	24,969,496.52
1957-1958	2,012	5,626,152	315,546,506.00	7.70	24,306,949.76
1958-1959	2,055	5,966,709	329,141,335.00	7.64	25,157,459.81
1959-1960	2,180	6,209,688	347,947,488.00	7.65	26,609,331.64
1960-1961	2,216	6,328,535	344,173,946.00	7.60	26,163,297.64
1961-1962	2,273	6,735,583	363,082,896.00	7.55	27,420,986.32
1962-1963	2,276	6,919,691	374,598,480.00	7.58	28,392,064.52
1963-1964	2,335	7,878,991	418,056,340.00	7.54	31,503,458.39
1964-1965	2,318	8,537,248	462,298,032.00	7.57	34,984,262.18
1965-1966	2,498	8,969,589	500,471,936.00	7.53	37,667,499.22
1966-1967	2,596	9,020,232	515,430,636.00	7.45	38,408,241.36
1967-1968	2,537	9,459,239	563,772,040.00	7.45	41,980,547.50
1968-1969	2,623	9,912,630	630,034,977.00	7.42	46,743,699.90
1969-1970	2,678	10,735,962	712,244,838.00	7.28	51,882,798.39
1970-1971	2,873	11,737,046	778,550,830.00	7.18	55,876,621.72
1971-1972	2,959	12,769,157	864,502,920.00	7.06	61,038,724.52
1972-1973	3,019	13,747,714	978,174,354.00	7.02	68,669,716.49
1973-1974	3,160	14,883,698	1,083,208,538.00	7.05	76,315,213.03
1974-1975	3,229	16,192,983	1,156,152,799.00	7.21	83,593,771.84
1975-1976	3,252	16,293,398	1,168,767,050.00	7.27	84,996,163.58
1976-1977	3,307	16,276,898	1,244,159,788.00	7.18	89,376,224.14
1977-1978	3,416	16,789,933	1,361,155,037.00	6.70	91,211,859.38
1978-1979	3,514	17,274,154	1,547,072,800.00	6.71	103,829,406.55
1979-1980	3,380	16,223,047	1,588,944,696.00	6.73	107,009,882.79
1980-1981	3,711	17,074,874	1,683,134,201.00	6.59	110,861,171.21
1981-1982	3,660	16,959,977	1,712,354,503.00	6.56	112,323,447.32
1982-1983	3,723	17,002,197	1,754,139,978.00	6.60	115,740,364.94
1983-1984	3,699	16,692,861	1,824,552,088.00	6.58	120,130,753.69
<b>TOTALS</b>	<b>107,325</b>	<b>410,545,567</b>	<b>\$28,152,347,547.00</b>	<b>6.98%</b>	<b>\$1,965,066,183.06</b>

**EXHIBIT "K"**  
**FLORIDA DEPARTMENT OF BUSINESS REGULATION**  
**DIVISION OF PARI-MUTUEL WAGERING**  
**SUMMARY OF ADDITIONAL DAYS OF RACING HELD FOR**  
**CHARITABLE PURPOSES DURING FISCAL PERIOD 83/84**

<i>Association Name</i>	<i>Type</i>	<i>Date</i>	<i>Paid Attendance</i>	<i>Pari-Mutuel Handle</i>
Associated Outdoor Clubs, Inc.	Charity	10/07/83	2,580	\$ 351,155
	Univ. of South FL	11/04/83	2,792	364,276
	Univ. of Tampa			
Biscayne Kennel Club, Inc.	Charity	09/07/83	4,430	587,169
	Charity	09/14/83	4,976	609,891
Bonita Ft. Myers Corporation	Charity	12/19/83	1,636	173,986
	Charity	12/20/83	2,032	196,248
	Charity	12/23/83	1,761	155,099
	Charity	12/30/83	1,850	176,624
	Charity	01/06/84	1,957	185,352
Daytona Beach Kennel Club, Inc.	Daytona Beach	09/06/83	2,307	209,007
	Community College			
	Charity	09/07/83	2,474	226,028
Investment Corp. Of South Fla.	Charity	09/08/83	2,997	241,490
	Charity			
Investment Corp. Of South Fla.	Charity	04/16/84	3,015	385,749
	Nova University	04/18/84	3,404	420,895
Jacksonville Kennel Club, Inc.	Charity	09/14/83	2,221	245,175
	Charity	09/21/83	2,054	216,450
	Charity	09/28/83	2,052	222,813
Orange Park Kennel Club, Inc.	Charity	01/11/84	1,904	231,961
	Charity	01/18/84	2,005	259,955
	Charity	01/25/84	1,909	239,086
Investment Corp. of Palm Beach	BOR	12/16/83	2,339	280,728
	Florida Atlantic Univ.	01/03/84	3,202	319,692
	College of Boca Raton			
	Palm Beach College			
	Charity	01/10/84	3,029	294,354
Pensacola Greyhound Park, Inc.	Charity	01/17/84	3,460	396,982
	Univ. of West Florida	09/14/83	707	79,970
	Pensacola Jr. College			
	Charity	09/21/83	778	90,642
	Charity	09/28/83	814	93,852
	Charity	05/01/84	1,512	132,002
	BOR	05/08/84	1,316	121,475
St. Petersburg Kennel Club, Inc.	BOR	01/10/84	4,317	545,059
	St. Petersburg Jr. College/Eckerd College	01/17/84	4,847	545,089
	Charity			
	Charity	01/24/84	5,423	564,166
Sanford Orlando Kennel Club, Inc.	BOR	01/03/84	2,791	288,827
	Charity	01/10/84	2,836	307,446
	Seminole Community College	01/17/84	2,561	273,672
	Charity			
	Charity	01/24/84	2,436	272,537
University of Central Florida	University of Central Florida	01/31/84	2,351	264,385

Sarasota Kennel Club, Inc.	Charity	05/08/84	2,768	237,432
	Manatee and New College BOR	05/15/84	2,883	253,839
	BOR	05/22/84	2,377	222,376
Washington County Kennel Club, Inc.	Charity	05/08/84	820	91,910
	BOR	05/09/84	218	34,800
	Gulf Coast Community College Okoloosa Walton Community College	05/15/84	1,036	112,612
	Charity	05/16/84	1,162	122,760
West Flagler Associates, LTD.	Charity	12/15/83	3,943	530,760
	Charity	05/24/84	3,525	509,830
Keys Racing Association, LTD.	Charity	03/14/84	470	37,677
	Florida Keys Community College BOR	03/21/84	579	38,169
	BOR	03/28/84	460	35,240
Bayard Raceways, Inc.	Charity	07/11/83	1,114	132,092
	Charity	07/13/83	1,347	166,889
	Charity	07/30/84	2,397	284,355
	Charity	04/18/84	1,727	248,365
	Charity	04/21/84	2,708	343,537
	Charity	04/25/84	1,747	229,745
Seminole Greyhound Park, Inc.	Charity	05/16/84	1,307	136,806
	Charity	06/06/84	1,649	173,708
The Fronton, Inc.	Charity	12/08/83	1,540	155,549
	Charity	12/14/83	2,167	202,170
	Charity	01/05/84	2,495	221,076
	Palm Beach Community College	01/11/84	3,068	222,084
	Palm Beach Community College	01/18/84	2,812	204,774
	Community College			
Tampa Jai Alai	Univ. of South Florida	04/03/84	2,687	211,964
	Univ. of Tampa	04/10/84	2,315	186,950
	St. Leo College	04/17/84	2,833	199,853
	Charity	04/24/84	2,603	183,427
	Charity	05/01/84	2,579	196,884
Miami Jai Alai	Charity	03/06/84	3,411	358,716
	Charity	03/13/84	4,071	364,394
	Charity	03/20/84	3,585	374,319
	Charity	03/27/84	3,355	334,525
	Charity	04/03/84	3,688	379,891
Dania Jai Alai Palace, Inc.	Charity	12/02/83	1,300	146,977
	Charity	12/09/83	1,593	160,697
	Charity	01/06/84	1,836	154,515
	Charity	01/10/84	2,427	180,470
	BOR	04/10/84	2,091	205,047

Volusia Jai Alai, Inc.	Charity	02/15/84	970	58,249
	Bethune-Cookman College	04/30/84	1,129	85,865
	Charity	05/21/84	1,151	72,450
	Daytona Beach Community College	06/18/84	1,091	68,720
Sports Palace, Inc.	Charity	06/25/84	1,116	65,239
	Charity	11/09/83	827	60,632
	Brevard Community College	11/16/83	978	73,015
	Charity	11/23/83	861	64,972
	Charity	11/30/83	965	68,247
	BOR	12/21/83	967	76,871
Ocala Jai Alai	BOR	10/10/83	1,257	92,726
	Charity	10/17/83	1,200	93,384
	Charity	10/24/83	1,194	94,518
	BOR	01/16/84	1,078	81,446
	Charity	01/23/84	1,070	85,485
	Charity	01/30/84	1,119	88,211
Fort Pierce Jai Alai	Charity	08/08/83	1,030	101,662
	BOR	08/15/83	1,024	93,810
	Charity	08/22/83	813	72,984
	Charity	08/29/83	759	65,411
Golden Crown Corp.	BOR	11/26/83	804	70,717
	Charity	12/17/83	745	69,764
	Florida A & M	01/14/84	876	81,069
	Charity	03/10/84	812	87,077
	Charity	04/21/84	523	70,356
Summersport Enterprises, Inc.	Scholarship	07/07/83	3,075	247,073
	Charity	09/07/83	2,512	235,863
	Charity	09/08/83	2,598	231,135
	Charity	09/12/83	2,039	203,408
	Broward Community College	09/15/83	2,624	238,159
	Charity	06/13/84	2,675	225,220
	Charity	06/20/84	2,336	203,816
Tampa Bay Downs	St. Leo's College	12/27/83	2,471	317,745
	Charity	12/28/83	3,218	339,670
	Scholarship	01/06/84	2,602	340,292
	Charity	01/11/84	2,427	319,004
	Charity	01/24/84	3,144	379,611
	Charity	01/25/84	3,922	359,235
	Charity	02/02/84	3,388	361,448
Gulfstream Park Racing Association, Inc.	Charity	05/15/84	4,582	973,955
	Charity	05/16/84	5,726	1,059,878
	Charity	05/17/84	4,923	948,408
	Charity	05/22/84	4,529	893,307
	Charity	05/23/84	5,257	1,108,622
	Charity	05/24/84	4,460	887,406
Tourist Attractions Inc.	BOR	01/03/84	3,129	379,423
	Charity	01/10/84	3,326	394,125
	Charity	01/17/84	3,575	356,827
Pompano Park, Inc.	Charity	07/06/83	2,188	168,671



**ASSOCIATED OUTDOOR CLUBS, INC.**  
P.O. Box 8096, Tampa, Florida 33674

*Officers*

John J. Hater, <i>President</i>	James J. Patton, <i>Vice-President</i>
Charles W. Bidwill, Jr., <i>Secretary</i>	Harry J. Hater, Jr., <i>Treasurer</i>
John Michael Hater, <i>Asst. Secretary</i>	James E. Heile, <i>Asst. Treasurer</i>
Robert E. Hater II, <i>Asst. Secretary</i>	William H. Johnston, Jr., <i>Asst. Treasurer</i>

*Directors*

Charles W. Bidwill, Jr.	John H. Hater	James E. Heile
James J. Patton	Harry J. Hater, Jr.	Robert E. Hater II
	William H. Johnston Jr.	

Greyhound Track — Tampa, Florida

104 Racing Days — Sept. 6, 1983 to January 4, 1984 — 155 Performances

Pari-Mutuel Handle .....	\$85,736,464.00
Average Performance .....	553,138.48
Average Wager per Capita .....	109.19
<i>(Based on Taxable Admissions)</i>	
Total Paid Attendance .....	785,178
Average Paid Attendance per Performance .....	5,066

Distribution of Handle

Redistributed to Public as Winnings .....	\$69,211,317.69
---	-----------------

Paid to State

Daily License Fee .....	\$ 161,200.00
Tax on Handle .....	6,221,471.28
Breakage .....	208,675.50
Total for State .....	\$ 6,591,346.78

Retained by Track/Fronton .....	\$ 9,021,772.69
---------------------------------	-----------------

Restricted Funds:

Withheld for Additional Purses .....	451,475.43
Withheld for Capital Improvement .....	460,551.41

Total for Track/Fronton .....	\$ 9,933,799.53
-------------------------------	-----------------

Grand Total Handle .....	<u>\$85,736,464.00</u>
--------------------------	------------------------

Other State Income

Admission Tax .....	\$ 86,063.68
Occupational Licenses .....	9,235.00
Kennel Names .....	200.00
Total Other State Income .....	<u>\$ 95,498.68</u>

Total Purses Paid/1983-1984 Season: \$2,593,551.57

Seating Capacity: 6,600 — Parking: 3,900 spaces

Length of Track: 1,440 feet

Length of Stretch: 382 feet - Width of Track: 18 feet

Equipment: Amtote Totalisator, Single Outside Lure







BISCAYNE KENNEL CLUB, INC.  
848 Brickell Avenue, Suite 1100, Miami, Florida 33131

Officers

James C. Knight, *President* Charles N. Leigh, *Vice President*  
Ellen W. McDonnell, *Secretary & Executive Vice President*  
W. Robert Kuhn, Jr., *Act. Treasurer & Comptroller*

Directors

Atwood C. Dunwody James C. Knight John D. Armstrong  
Marilyn A. West John R. Knight W. Robert Kuhn, Jr.  
Charles N. Leigh Ellen W. Spitzer Ellen W. McDonnell

Greyhound Track — Miami, Florida  
46 Racing Days — Sept. 5, 1983 to October 29, 1983 — 71 Performances

Pari-Mutuel Handle .....	\$ 46,254,555.00
Average Performance .....	651,472.61
Average Wager per Capita .....	123.72
<i>(Based on Taxable Admissions)</i>	
Total Paid Attendance .....	373,870
Average Paid Attendance per Performance .....	5,266

Distribution of Handle

Redistributed to Public as Winnings .....

	\$ 37,327,017.32
--	------------------

Paid to State

Daily License Fee .....	\$ 73,840.00
Tax on Handle .....	3,380,446.22
Breakage .....	116,209.81

Total for State .....

	\$ 3,570,496.03
--	-----------------

Retained by Track/Fronton .....

	\$ 4,858,334.19
--	-----------------

Restricted Funds:

Withheld for Additional Purses .....	247,933.95
Withheld for Capital Improvement .....	250,773.51

Total for Track/Fronton .....

	\$ 5,357,041.65
--	-----------------

Grand Total Handle .....

	\$ 46,254,555.00
--	------------------

Other State Income

Admission Tax .....	\$ 38,159.83
Occupational Licenses .....	18,442.00
Kennel Names .....	750.00

Total Other State Income .....

	\$ 57,351.83
--	--------------

Total Purses Paid/1983-1984 Season: \$1,393,284.75

Seating Capacity: 8,900 — Parking: 6,500 spaces

Length of Track: 1,485 feet

Length of Stretch: 352 feet - Width of Track: 19 feet

Equipment: American Totalisator, Double Inside Lure

**BONITA-FT. MYERS CORPORATION**  
P.O. Drawer M, Bonita Springs, Florida 33923

*Officers*

Fred Havenick, *President* Paul Lewin, *Secretary*  
Neal O. Amdur, *Chairman of the Board*

*Directors*

Florence Hecht Barbara Havenick Fred Havenick  
Paul Lewin Isabelle Amdur Miriam Ritvo  
Neal O. Amdur

Greyhound Track — Bonita Springs, Florida

108 Racing Days — Dec. 8, 1983 to April 16, 1984 — 159 Performances

Pari-Mutuel Handle .....	\$41,891,025.00
Average Performance .....	263,465.57
Average Wager per Capita .....	85.34
<i>(Based on Taxable Admissions)</i>	
Total Paid Attendance .....	490,886
Average Paid Attendance per Performance .....	3,087

Distribution of Handle

Redistributed to Public as Winnings ..... \$33,783,124.28

Paid to State

Daily License Fee .....	\$ 165,360.00
Tax on Handle .....	2,881,617.92
Breakage .....	147,307.26
Total for State .....	\$ 3,194,285.18

Retained by Track/Fronton ..... \$ 4,468,075.92

Restricted Funds:

Withheld for Additional Purses .....	218,208.93
Withheld for Capital Improvement .....	227,330.69

Total for Track/Fronton ..... \$ 4,913,615.54

Grand Total Handle ..... \$41,891,025.00

Other State Income

Admission Tax .....	\$ 60,836.93
Occupational Licenses .....	5,269.00
Kennel Names .....	0.00

Total Other State Income ..... \$ 66,105.93

Total Purses Paid/1983-1984 Season: \$1,313,046.71

Seating Capacity: 3,550 — Parking: 5,000 spaces

Length of Track: 1,320 feet

Length of Stretch: 300 feet - Width of Track: 18 feet

Equipment: Autotote, Ltd., Double Inside Lure

DAYTONA BEACH KENNEL CLUB, INC.  
2201 Volusia Avenue, Daytona Beach, Florida 32014

Officers

John G. Masoni, *President*  
Robert Entis, *Secretary*

F.D. Littlefield, *Vice President*  
John G. Masoni, *Treasurer*

Directors

John G. Masoni

Robert Entis

F.D. Littlefield

Greyhound Track — Daytona Beach, Florida

48 Racing Days — May 4, 1984 to June 30, 1984 — 72 Performances  
60 July 1, 1983 to September 10, 1983 90  
108 162

Pari-Mutuel Handle ..... \$37,098,325.00  
Average Performance ..... 229,002.01  
Average Wager per Capita ..... 86.11  
*(Based on Taxable Admissions)*  
Total Paid Attendance ..... 430,805  
Average Paid Attendance per Performance ..... 2,659

Distribution of Handle

Redistributed to Public as Winnings ..... \$29,952,967.80

Paid to State

Daily License Fee ..... \$ 168,400.00  
Tax on Handle ..... 2,511,672.52  
Breakage ..... 100,714.85  
Total for State ..... \$ 2,780,787.37

Retained by Track/Fronton ..... \$ 3,984,565.99

Restricted Funds:

Withheld for Additional Purses ..... 187,110.31  
Withheld for Capital Improvement ..... 192,893.53  
Total for Track/Fronton ..... \$ 4,364,569.83

Grand Total Handle ..... \$37,098,325.00

Other State Income

Admission Tax ..... \$ 47,661.41  
Occupational Licenses ..... 8,010.00  
Kennel Names ..... 200.00  
Total Other State Income ..... \$ 55,871.41

Total Purse Paid/1983-1984 Season: \$1,111,493.20

Seating Capacity: 3,100 — Parking: 2,000 spaces

Length of Track: 1,320 feet

Length of Stretch: 300 feet - Width of Track: 22 feet

Equipment: Autotote Ltd., Single Outside Lure

**INVESTMENT CORPORATION OF PALM BEACH**  
Congress Avenue & Belvedere Road, West Palm Beach, Florida 33409

*Officers*

Patrick J. Rooney, <i>President</i>	Timothy J. Rooney, <i>Vice President</i>
John J. Rooney, <i>Vice President</i>	John T. Macartney, <i>Vice President</i>
Arthur J. Rooney, Jr., <i>Secretary</i>	Daniel M. Rooney, <i>Treasurer</i>

*Directors*

Arthur J. Rooney, Sr.	Daniel M. Rooney	Patrick J. Rooney
John T. Macartney	Arthur J. Rooney, Jr.	John J. Rooney
	Timothy J. Rooney	

Greyhound Track — West Palm Beach, Florida  
105 Racing Days — October 27, 1983 to April 21, 1984 — 159 Performances

Pari-Mutuel Handle .....	\$59,518,177.00
Average Performance .....	374,328.16
Average Wager per Capita .....	94.70
<i>(Based on Taxable Admissions)</i>	
Total Paid Attendance .....	628,467
Average Paid Attendance per Performance .....	3,953

Distribution of Handle

Redistributed to Public as Winnings .....	\$48,032,670.26
---	-----------------

Paid to State

Daily License Fee .....	\$ 165,360.00
Tax on Handle .....	4,221,281.42
Breakage .....	164,136.83
Total for State .....	\$ 4,550,778.25

Retained by Track/Fronton .....	\$ 6,301,737.75
---------------------------------	-----------------

Restricted Funds:

Withheld for Additional Purses .....	311,830.15
Withheld for Capital Improvement .....	321,160.59
Total for Track/Fronton .....	\$ 6,934,728.49

Grand Total Handle .....	<u>\$59,518,177.00</u>
--------------------------	------------------------

Other State Income

Admission Tax .....	\$ 68,090.79
Occupational Licenses .....	8,439.00
Kennel Names .....	0.00
Total Other State Income .....	<u>\$ 76,529.79</u>

Total Purses Paid/1983-1984 Season: \$1,803,118.27

Seating Capacity: 4,100 — Parking: 3,400 spaces

Length of Track: 1,320 feet

Length of Stretch: 350 feet - Width of Track: 20 feet

Equipment: Autotote, Ltd., Single Inside Lure

INVESTMENT CORPORATION OF SOUTH FLORIDA  
P.O. Box 2007, Hollywood, Florida 33022

*Officers*

Bernard Hartman, *President*  
Perrine Palmer, *Executive Vice President and General Manager*  
Herbert Tyner, *Secretary* Joseph Lipson, *Treasurer*

*Directors*

Bernard Hartman Herbert Tyner Walter Muller

Greyhound Track — Hollywood, Florida

105 Racing Days — Dec. 26, 1983 to April 25, 1984 — 157 Performances

Pari-Mutuel Handle .....	\$108,702,451.00
Average Performance .....	692,372.30
Average Wager per Capita .....	108.78
<i>(Based on Taxable Admissions)</i>	
Total Paid Attendance .....	999,328
Average Paid Attendance per Performance .....	6,365

Distribution of Handle

Redistributed to Public as Winnings .....	\$ 87,719,456.93
---	------------------

Paid to State

Daily License Fee .....	\$ 163,280.00
Tax on Handle .....	7,963,086.20
Breakage .....	279,741.91
Total for State .....	\$ 8,406,108.11

Retained by Track/Fronton .....	\$ 11,401,442.36
---------------------------------	------------------

Restricted Funds:

Withheld for Additional Purses .....	581,504.47
Withheld for Capital Improvement .....	593,939.13
Total for Track/Fronton .....	\$ 12,576,885.96

Grand Total Handle .....	\$108,702,451.00
--------------------------	------------------

Other State Income

Admission Tax .....	\$ 113,425.87
Occupational Licenses .....	9,441.00
Kennel Names .....	200.00
Total Other State Income .....	\$ 123,066.87

Total Purses Paid/1983-1984 Season: \$2,973,519.00

Seating Capacity: 7,500 — Parking: 4,379 spaces

Length of Track: 1,372 feet

Length of Stretch: 300 feet - Width of Track: 22 feet

Equipment: Autotote, Ltd., Single Inside Lure

**JACKSONVILLE KENNEL CLUB, INC.**  
P.O. Box 41309, Jacksonville, Florida 32203

*Officers*

James J. Patton, <i>President</i>	Donald W. Howell, Sr., <i>Vice President</i>
Charles W. Bidwill, <i>Secretary</i>	William H. Johnston, Jr., <i>Treasurer</i>
Robert Pitocchelli, <i>Asst. Secretary</i>	Robert Pitocchelli, <i>Asst. Treasurer</i>

*Directors*

James J. Patton	John J. Patton	Charles W. Bidwill
Robert J. Pitocchelli	John C. Howell	Donald W. Howell, Sr.
	William H. Johnston, Jr.	

Greyhound Track — Jacksonville, Florida

42 Racing Days — Sept. 5, 1983 to June 30, 1984 — 54 Performances

Pari-Mutuel Handle .....	\$16,825,857.00
Average Performance .....	311,589.94
Average Wager per Capita .....	98.85
<i>(Based on Taxable Admissions)</i>	
Total Paid Attendance .....	170,211
Average Paid Attendance per Performance .....	3,152

Distribution of Handle

Redistributed to Public as Winnings .....	\$13,577,631.55
---	-----------------

Paid to State

Daily License Fee .....	\$ 54,880.00
Tax on Handle .....	1,176,165.13
Breakage .....	31,706.21
Total for State .....	\$ 1,262,751.34

Retained by Track/Fronton .....	\$ 1,794,998.95
---------------------------------	-----------------

Restricted Funds:

Withheld for Additional Purses .....	95,237.58
Withheld for Capital Improvement .....	95,237.58

Total for Track/Fronton .....	\$ 1,985,474.11
-------------------------------	-----------------

Grand Total Handle .....	\$16,825,857.00
--------------------------	-----------------

Other State Income

Admission Tax .....	\$ 20,854.65
Occupational Licenses .....	5,970.00
Kennel Names .....	450.00

Total Other State Income .....	\$ 27,274.65
--------------------------------	--------------

Total Purses Paid/1983-1984 Season: \$1,361,222.79

Seating Capacity: 5,000 — Parking: 3,500 spaces

Length of Track: 1,408 feet

Length of Stretch: 350 feet - Width of Track: 18 feet

Equipment: American Totalisator, Outside Single Lure



**JEFFERSON COUNTY KENNEL CLUB, INC.**  
P.O. Box 400, Monticello, Florida 32344

*Officers*

Steve Andris, <i>President</i>	Roland Wagner, <i>Vice President</i>
Andy Andris, <i>Secretary</i>	Andy Andris, <i>Treasurer</i>

*Directors*

Steve Andris	Andy Andris	Nathaniel W. Polak
John E. Petersen	Roland D. Wagner	W.C. Hawkins
	Charles R. Hart	

Greyhound Track — Monticello, Florida

50 Racing Days — Sept. 5, 1983 to June 30, 1984 — 60 Performances

55	July 1, 1983 to September 3, 1983	66
<u>105</u>		<u>126</u>

Pari-Mutuel Handle .....	\$15,018,470.00
Average Performance .....	119,194.21
Average Wager per Capita .....	93.03
<i>(Based on Taxable Admissions)</i>	
Total Paid Attendance .....	161,432
Average Paid Attendance per Performance .....	1,281

Distribution of Handle

Redistributed to Public as Winnings .....	\$12,076,472.90
---	-----------------

Paid to State

Daily License Fee .....	\$ 129,680.00
Tax on Handle .....	902,003.77
Breakage .....	44,826.54
Total for State .....	\$ 1,076,510.31

Retained by Track/Fronton .....	\$ 1,669,105.70
---------------------------------	-----------------

Restricted Funds:

Withheld for Additional Purses .....	72,737.17
Withheld for Capital Improvement .....	123,643.92
Total for Track/Fronton .....	\$ 1,865,486.79

Grand Total Handle .....	<u>\$15,018,470.00</u>
--------------------------	------------------------

Other State Income

Admission Tax .....	\$ 16,143.20
Occupational Licenses .....	6,237.00
Kennel Names .....	350.00
Total Other State Income .....	<u>\$ 22,730.20</u>

Total Purses Paid/1983-1984 Season: \$428,000.00

Seating Capacity: 1,800 — Parking: 1,900 spaces

Length of Track: 1,426 feet

Length of Stretch: 361 feet - Width of Track: 20 feet

Equipment: American Totalisator, Inc., Single Inside Lure

KEYS RACING ASSOCIATION, LTD.  
P.O. Box 2451, Key West, Florida 33040

Officers

Daniel C. Carney, *President*

D.C. Carney, *Secretary*

Directors

Daniel C. Carney

Thomas F. Carney, Jr.

Joseph E. Carney

Greyhound Track — Key West, Florida

105 Racing Days — December 5, 1983 to April 9, 1984 — 124 Performances

Pari-Mutuel Handle .....	\$4,905,388.00
Average Performance .....	39,559.58
Average Wager per Capita .....	78.31
<i>(Based on Taxable Admissions)</i>	
Total Paid Attendance .....	62,643
Average Paid Attendance per Performance .....	505
Distribution of Handle	
Redistributed to Public as Winnings .....	\$3,956,158.70
Paid to State	
Daily License Fee .....	\$ 76,350.00
Tax on Handle .....	137,980.22
Breakage .....	14,896.99
Total for State .....	\$ 229,227.21
Retained by Track/Fronton .....	\$ 666,283.93
Restricted Funds:	
Withheld for Additional Purses .....	26,859.08
Withheld for Capital Improvement .....	26,859.08
Total for Track/Fronton .....	\$ 720,002.09
Grand Total Handle .....	<u>\$4,905,388.00</u>
Other State Income	
Admission Tax .....	\$ 6,264.70
Occupational Licenses .....	2,873.00
Kennel Names .....	50.00
Total Other State Income .....	<u>\$ 9,187.70</u>

Total Purses Paid/1983-1984 Season: \$152,494.22

Seating Capacity: 709 — Parking: 275 spaces

Length of Track: 1,320 feet

Length of Stretch: 175 feet - Width of Track: 19 feet

Equipment: United Totalisator, Inc., Single Inside Lure



ORANGE PARK KENNEL CLUB, INC.  
P.O. Box 41309, Jacksonville, Florida 32203

*Officers*

James J. Patton, *President*  
John J. Patton, *1st Vice President* Charles W. Bidwill, *Vice President*  
Donald W. Howell, Sr., *Secretary* William H. Johnston, Jr., *Treasurer*  
Robert J. Pitocchelli, *Asst. Secretary* John C. Howell, *Asst. Treasurer*

*Directors*

James J. Patton William H. Johnston, Jr. Robert J. Pitocchelli  
John J. Patton Charles W. Bidwill Donald W. Howell, Sr.  
John C. Howell

Greyhound Track — Jacksonville, Florida  
107 Racing Days — December 5, 1983 to April 7, 1984 — 143 Performances

Pari-Mutuel Handle .....	\$44,464,668.00
Average Performance .....	310,941.73
Average Wager per Capita .....	111.13
<i>(Based on Taxable Admissions)</i>	
Total Paid Attendance .....	400,122
Average Paid Attendance per Performance .....	2,798

Distribution of Handle

Redistributed to Public as Winnings .....	\$35,858,338.05
---	-----------------

Paid to State

Daily License Fee .....	\$ 144,000.00
Tax on Handle .....	3,107,614.78
Breakage .....	88,549.76
Total for State .....	\$ 3,340,164.54

Retained by Track/Fronton .....	\$ 4,744,129.69
---------------------------------	-----------------

Restricted Funds:

Withheld for Additional Purses .....	261,017.86
Withheld for Capital Improvement .....	261,017.86

Total for Track/Fronton .....	\$ 5,266,165.41
-------------------------------	-----------------

Grand Total Handle .....	<u>\$44,464,668.00</u>
--------------------------	------------------------

Other State Income

Admission Tax .....	\$ 48,394.35
Occupational Licenses .....	1,414.00
Kennel Names .....	100.00

Total Other State Income .....	<u>\$ 49,908.35</u>
--------------------------------	---------------------

Total Purses Paid/1983-1984 Season: \$1,355,870.10

Seating Capacity: 4,100 — Parking: 4,000 spaces

Length of Track: 1,408 feet

Length of Stretch: 350 feet - Width of Track: 20 feet

Equipment: American Totalisator, Inc., Single Outside Lure

PENSACOLA GREYHOUND PARK, INC.

P.O. Box 803, Pensacola, Florida 32594

Officers

Joseph E. Carney, Jr., *President* Abe Levin, *Vice President*  
 James H. Look, *Secretary* Dr. Thomas F. Carney, *Treasurer*

Directors

Joseph E. Carney, Jr. James H. Look Joshua J. Segal  
 Dr. Thomas F. Carney, *Chairman* Abe Livin

Greyhound Track — Pensacola, Florida

62 Racing Days — Sept. 5, 1983 to June 30, 1984 — 93 Performances  
 47 July 1, 1983 to September 3, 1983 68  
109 161

Pari-Mutuel Handle ..... \$24,344,427.00  
 Average Performance ..... 151,207.62  
 Average Wager per Capita ..... 93.00  
 (Based on Taxable Admissions)  
 Total Paid Attendance ..... 261,768  
 Average Paid Attendance per Performance ..... 1,626

Distribution of Handle

Redistribution to Public as Winnings ..... \$19,674,287.90

Paid to State

Daily License Fee ..... \$ 157,040.00  
 Tax on Handle ..... 1,544,972.50  
 Breakage ..... 59,851.06  
 Total for State ..... \$ 1,761,863.56

Retained by Track/Fronton ..... \$ 2,674,101.72

Restricted Funds:

Withheld for Additional Purses ..... 117,086.91  
 Withheld for Capital Improvement ..... 117,086.19

Total for Track/Fronton ..... \$ 2,908,275.54

Grand Total Handle ..... \$24,344,427.00

Other State Income

Admission Tax ..... \$ 29,731.25  
 Occupational Licenses ..... 12,124.00  
 Kennel Names ..... 400.00  
 Total Other State Income ..... \$ 42,255.25

Total Purses Paid/1983-1984 Season: \$692,961.00

Seating Capacity: 2,000 — Parking: 2,500 spaces

Length of Track: 1,320 feet

Length of Stretch: 195 feet - Width of Track: 23 feet

Equipment: International Totalisator, Ltd., Single Inside Lure

**ST. PETERSBURG KENNEL CLUB, INC.**  
 10490 Gandy Boulevard, St. Petersburg, Florida 33702

*Officers*

A.V. Weaver, Jr., *President*      Mrs. William N. Hankins, *Vice President*  
 William B. Heindel, *Secretary*      William B. Heindel, *Treasurer*

*Directors*

A.V. Weaver, Jr.      Harry M. Piper      William B. Heindel  
 Mrs. Patricia C. Baynard      Mary Margaret Winning  
 Mrs. William N. Hankins      Glenn E. Loughridge

Greyhound Track — St. Petersburg, Florida

101 Racing Days — January 5, 1984 to May 5, 1984 — 153 Performances

Pari-Mutuel Handle .....	\$103,032,752.00
Average Performance .....	673,416.68
Average Wager per Capita .....	101.56
<i>(Based on Taxable Admissions)</i>	
Total Paid Attendance .....	1,014,533
Average Paid Attendance per Performance .....	6,631

Distribution of Handle

Redistributed to Public as Winnings ..... \$ 83,177,723.99

Paid to State

Daily License Fee .....	\$ 159,120.00
Tax on Handle .....	7,539,789.25
Breakage .....	278,368.88
Total for State .....	<u>\$ 7,977,278.13</u>

Retained by Track/Fronton ..... \$ 10,804,256.32

Restricted Funds:

Withheld for Additional Purses .....	528,285.18
Withheld for Capital Improvement .....	545,208.38

Total for Track/Fronton ..... \$ 11,877,749.88

Grand Total Handle ..... \$103,032,752.00

Other State Income

Admission Tax .....	\$ 147,067.97
Occupational Licenses .....	10,115.00
Kennel Names .....	100.00
Total Other State Income .....	<u>\$ 157,282.97</u>

Total Purses Paid/1983-1984 Season: \$3,140,611.42

Seating Capacity: 8,500 — Parking: 5,500 spaces

Length of Track: 1,320 feet

Length of Stretch: 224 feet - Width of Track: 21 feet

Equipment: Autotote, Ltd., Single Inside Lure

SANFORD-ORLANDO KENNEL CLUB, INC.

Longwood, Florida 32750

*Officers*

Mrs. Katherine A. Nichols, *President* Miss Mary M. Kelly, *Vice President*  
 Mr. Jack G. Collins, *Secretary* Miss Mary M. Kelly, *Treasurer*

*Directors*

Mrs. Katherine A. Nichols Miss Mary M. Kelly  
 Mr. Jerry Collins, *Chairman of the Board*

Greyhound Track — Longwood, Florida

105 Racing Days — December 26, 1983 to May 1, 1984 — 159 Performances

Pari-Mutuel Handle .....	\$54,804,973.00
Average Performance .....	344,685.36
Average Wager per Capita .....	105.83
<i>(Based on Taxable Admissions)</i>	
Total Paid Attendance .....	517,862
Average Paid Attendance per Performance .....	3,257

Distribution of Handle

Redistributed to Public as Winnings .....	\$44,199,137.53
---	-----------------

Paid to State

Daily License Fee .....	\$ 165,360.00
Tax on Handle .....	3,863,077.92
Breakage .....	129,179.11
Total for State .....	\$ 4,157,617.03

Retained by Track/Fronton .....	\$ 5,819,300.98
---------------------------------	-----------------

Restricted Funds:

Withheld for Additional Purses .....	311,775.39
Withheld for Capital Improvement .....	317,142.07

Total for Track/Fronton .....	\$ 6,448,218.44
-------------------------------	-----------------

Grand Total Handle .....	<u>\$54,804,973.00</u>
--------------------------	------------------------

Other State Income

Admission Tax .....	\$ 67,322.06
Occupational Licenses .....	4,359.00
Kennel Names .....	100.00
Total Other State Income .....	<u>\$ 71,781.06</u>

Total Purses Paid/1983-1984 Season: \$1,679,092.20

Seating Capacity: 4,000 — Parking: 4,000 spaces

Length of Track: 1,320 feet

Length of Stretch: 322 feet - Width of Track: 18 feet

Equipment: Autotote, Ltd., Double Inside Lure

**SARASOTA KENNEL CLUB, INC.**  
5400 Old Bradenton Road, Sarasota, Florida 33580

*Officers*

Jack G. Collins, *President* Jerry Collins, *Secretary*  
Jerry Collins, *Treasurer*

*Directors*

Jack G. Collins Sherwin P. Simmons Jerry Collins

Greyhound Track — Sarasota, Florida

45 Racing Days — May 7, 1984 to June 30, 1984 — 68 Performances  
57 July 1, 1983 to September 5, 1983 86  
102 154

Pari-Mutuel Handle .....	\$49,876,806.00
Average Performance .....	323,875.36
Average Wager per Capita .....	106.88
<i>(Based on Taxable Admissions)</i>	
Total Paid Attendance .....	466,667
Average Paid Attendance per Performance .....	3,030

Distribution of Handle

Redistributed to Public as Winnings ..... \$40,245,719.31

Paid to State

Daily License Fee .....	\$ 160,080.00
Tax on Handle .....	3,498,037.26
Breakage .....	<u>125,666.88</u>
Total for State .....	\$ 3,783,784.14

Retained by Track/Fronton ..... \$ 5,302,583.23

Restricted Funds:

Withheld for Additional Purses .....	268,629.30
Withheld for Capital Improvement .....	<u>276,090.02</u>

Total for Track/Fronton ..... \$ 5,847,302.55

Grand Total Handle ..... \$49,876,806.00

Other State Income

Admission Tax .....	\$ 60,666.71
Occupational Licenses .....	16,967.00
Kennel Names .....	<u>750.00</u>

Total Other State Income ..... \$ 78,383.71

Total Purses Paid/1983-1984 Season: \$1,440,340.30

Seating Capacity: 3,500 — Parking: 5,000 spaces

Length of Track: 1,320 feet

Length of Stretch: 330 feet - Width of Track: 22 feet

Equipment: Autotote, Ltd., Double Inside Lure



WASHINGTON COUNTY KENNEL CLUB, INC.  
Highway 79, Ebro, Florida 32437

*Officers*

Luther F. Hess, *President*  
Paul Dervaes, *Vice President*      John H. Hater, *Vice President*  
Paul Dervaes, *Treasurer*      Sidney Summers, *Secretary*

*Directors*

Luther F. Hess      Paul Dervaes      Stockton R. Hess  
Harry L. Hess      John H. Hater      Sidney Summers  
Robert E. Hater, III      Craig R. Stevens

Greyhound Track — Ebro, Florida

51 Racing Days — Sept. 5, 1983 to June 30, 1984 — 72 Performances  
56      July 1, 1983 to September 3, 1983      79  
107      151

Pari-Mutuel Handle ..... \$22,507,394.00  
Average Performance ..... 149,055.59  
Average Wager per Capita ..... 100.38  
*(Based on Taxable Admissions)*  
Total Paid Attendance ..... 224,225  
Average Paid Attendance per Performance ..... 1,485

Distribution of Handle

Redistributed to Public as Winnings ..... \$18,182,137.10

Paid to State

Daily License Fee ..... \$ 156,800.00  
Tax on Handle ..... 1,423,661.96  
Breakage ..... 66,651.80  
Total for State ..... \$ 1,647,113.76

Retained by Track/Fronton ..... \$ 2,461,939.78

Restricted Funds:

Withheld for Additional Purses ..... 108,101.68  
Withheld for Capital Improvement ..... 108,101.68

Total for Track/Fronton ..... \$ 2,678,143.14

Grand Total Handle ..... \$22,507,394.00

Other State Income

Admission Tax ..... \$ 29,149.25  
Occupational Licenses ..... 11,097.00  
Kennel Names ..... 450.00  
Total Other State Income ..... \$ 40,696.25

Total Purses Paid/1983-1984 Season: \$641,985.82

Seating Capacity: 3,000 — Parking: 1,500 spaces

Length of Track: 1,344 feet

Length of Stretch: 330 feet - Width of Track: 18 feet

Equipment: Autotote Ltd., Single Inside Lure



**WEST FLAGLER ASSOCIATES, LTD.**  
401 N.W. 38th Court, Miami, Florida 33126

	<i>General Partners</i>	
Florence Hecht	Barbara Havenick	Isabelle Amdur
105 Racing Days — October 31, 1983 to June 30, 1984 — 157 Performances		
<u>56</u>	July 1, 1983 to September 3, 1983	<u>85</u>
161		242
Pari-Mutuel Handle .....		\$135,683,658.00
Average Performance .....		560,676.27
Average Wager per Capita .....		125.30
<i>(Based on Taxable Admissions)</i>		
Total Paid Attendance .....		1,082,879
Average Paid Attendance per Performance .....		4,475
Distribution of Handle		
Redistributed to Public as Winnings .....		\$109,484,290.05
Paid to State		
Daily License Fee .....	\$	251,360.00
Tax on Handle .....		9,852,158.07
Breakage .....		339,436.10
Total for State .....	\$	10,442,954.17
Retained by Track/Fronton .....	\$	14,279,248.26
Restricted Funds:		
Withheld for Additional Purses .....		731,120.82
Withheld for Capital Improvement .....		746,044.70
Total for Track/Fronton .....	\$	15,756,413.78
Grand Total Handle .....		<u>\$135,683,658.00</u>
Other State Income		
Admission Tax .....	\$	117,397.16
Occupational Licenses .....		15,296.00
Kennel Names .....		1,650.00
Total Other State Income .....	\$	<u>134,343.16</u>

Total Purses Paid/1983-1984 Season: \$2,402,392.64

Seating Capacity: 13,000 — Parking: 6,700 spaces

Length of Track: 1,320 feet

Length of Stretch: 333 feet, 7½ inches - Width of Track: 21 feet

Equipment: Amtote 300, Double Inside Lure





FLORIDA JAI-ALAI, INC.  
P.O. Box 107, Fern Park, Florida 32730

*Officers*

Hort A. Soper, *President*  
Bonnie J. Botos, *Secretary*

Elizabeth A. Calder, *Vice President*  
Hort A. Soper, *Treasurer*

*Directors*

Hort A. Soper

William Modahl

Elizabeth A. Calder

Jai-Alai — Fern Park, Florida  
105 Racing Days — August 18, 1983 to Dec. 23, 1983 — 159 Performances

Pari-Mutuel Handle .....	\$27,891,150.00
Average Performance .....	175,416.04
Average Wager per Capita .....	90.25
<i>(Based on Taxable Admissions)</i>	
Total Paid Attendance .....	309,054
Average Paid Attendance per Performance .....	1,944

Distribution of Handle

Redistributed to Public as Winnings .....	\$22,439,436.45
---	-----------------

Paid to State

Daily License Fee .....	\$ 165,360.00
Tax on Handle .....	1,698,046.73
Breakage .....	40,764.27
Total for State .....	<u>\$ 1,904,171.00</u>

Retained by Track/Fronton .....	\$ 3,419,931.73
---------------------------------	-----------------

Restricted Funds:

Withheld for Capital Improvement .....	127,610.82
Total for Track/Fronton .....	<u>\$ 3,547,542.55</u>

Grand Total Handle .....	<u>\$27,891,150.00</u>
--------------------------	------------------------

Other State Income

Admission Tax .....	\$ 40,177.02
Occupational Licenses .....	2,507.00
Total Other State Income .....	<u>\$ 42,684.02</u>

Players Compensation/1983-1984 Season: \$609,665.60

Seating Capacity: 3,073 — Parking: 1,500 spaces

Height of Overhead: 48 feet

Length of Court: 180 feet - Width of Court: 50 feet (including wood)

Equipment: Autotote, Ltd.

**FORT PIERCE JAI-ALAI**  
Rural Route #7, Ft. Pierce, Florida 33450

*Officers*

Richard P. Donovan, <i>President</i>	Guillermo J. Diaz, <i>Vice President</i>
H. Paul Rico, <i>Secretary</i>	Rudy Angulo, <i>Treasurer</i>

Jai-Alai — Ft. Pierce, Florida

66 Racing Days —	March 9, 1984 to June 30, 1984	— 99 Performances
<u>41</u>	July 1, 1983 to September 16, 1983	<u>63</u>
107		162

Pari-Mutuel Handle .....	\$19,190,189.00
Average Performance .....	118,457.96
Average Wager per Capita .....	81.87
<i>(Based on Taxable Admissions)</i>	
Total Paid Attendance .....	235,838
Average Paid Attendance per Performance .....	1,456

Distribution of Handle	
Redistributed to Public as Winnings .....	\$15,442,892.00

Paid to State	
Daily License Fee .....	\$ 168,480.00
Tax on Handle .....	1,074,953.48
Breakage .....	<u>26,782.72</u>
Total for State .....	\$ 1,270,216.20

Retained by Track/Fronton .....	\$ 2,392,748.94
Restricted Funds:	
Withheld for Capital Improvement .....	<u>84,331.86</u>
Total for Track/Fronton .....	\$ 2,477,080.80

Grand Total Handle .....	<u>\$19,190,189.00</u>
--------------------------	------------------------

Other State Income	
Admission Tax .....	\$ 30,658.94
Occupational Licenses .....	<u>5,861.00</u>
Total Other State Income .....	<u>\$ 36,519.94</u>

Players Compensation/1983-1984 Season: \$1,054,000.00  
 Seating Capacity: 2,420 — Parking: 2,000 spaces  
 Height of Overhead: 40 feet  
 Length of Court: 176 feet - Width of Court: 50 feet  
 Equipment: Autotote, Ltd.

**THE FRONTON, INC.**  
1415 45th Street, West Palm Beach, Florida 33407

*Officers*

Arthur W. Silvester, Sr., *President*     Arthur W. Silvester, Jr., *Vice President*  
Arthur W. Silvester, Jr., *Secretary*     Renee T. Silvester, *Treasurer*

*Directors*

Arthur W. Silvester, Sr.     Renee T. Silvester     Arthur W. Silvester, Jr.

Jai-Alai — West Palm Beach, Florida

109 Racing Days — October 28, 1983 to April 2, 1984 — 159 Performances

Pari-Mutuel Handle .....	\$39,324,600.00
Average Performance .....	247,324.53
Average Wager per Capita .....	84.18
<i>(Based on Taxable Admissions)</i>	
Total Paid Attendance .....	467,165
Average Paid Attendance per Performance .....	2,938
Distribution of Handle	
Redistributed to Public as Winnings .....	\$31,647,920.70
Paid to State	
Daily License Fee .....	\$ 165,360.00
Tax on Handle .....	2,509,821.69
Breakage .....	61,638.22
Total for State .....	<u>\$ 2,736,819.91</u>
Retained by Track/Fronton .....	\$ 4,768,997.40
Restricted Funds:	
Withheld for Capital Improvement .....	170,861.99
Total for Track/Fronton .....	<u>\$ 4,939,859.39</u>
Grand Total Handle .....	<u>\$39,324,600.00</u>
Other State Income	
Admission Tax .....	\$ 60,731.45
Occupational Licenses .....	5,991.00
Total Other State Income .....	<u>\$ 66,722.45</u>

Players Compensation/1983-1984 Season: \$877,794.33

Seating Capacity: 7,000 — Parking: 2,500 spaces

Height of Overhead: 50 feet

Length of Court: 170 feet - Width of Court: 55 feet

Equipment: United Totalisator

**GOLDEN CROWN CORPORATION**  
P.O. Box 388, Quincy, Florida 32351

*Officers*

Hort A. Soper, <i>President</i>	Elizabeth A. Calder, <i>Vice President</i>
Bonnie J. Botos, <i>Secretary</i>	Hort A. Soper, <i>Treasurer</i>

*Directors*

Hort A. Soper	William Modahl	Elizabeth A. Calder
---------------	----------------	---------------------

Jai Alai — Quincy, Florida

110 Racing Days — November 3, 1983 to May 12, 1984 — 132 Performances

Pari-Mutuel Handle .....	\$13,370,496.00
Average Performance .....	101,291.64
Average Wager per Capita .....	90.58
<i>(Based on Taxable Admissions)</i>	
Total Paid Attendance .....	147,611
Average Paid Attendance per Performance .....	1,118

**Distribution of Handle**

Redistributed to Public as Winnings .....	\$10,762,727.90
---	-----------------

**Paid to State**

Daily License Fee .....	\$ 85,800.00
Tax on Handle .....	715,005.28
Breakage .....	20,099.67
Total for State .....	\$ 820,904.95

Retained by Track/Fronton .....	\$ 1,733,732.27
---------------------------------	-----------------

**Restricted Funds:**

Withheld for Capital Improvement .....	53,130.88
Total for Track/Fronton .....	\$ 1,786,863.15

Grand Total Handle .....	\$13,370,496.00
--------------------------	-----------------

**Other State Income**

Admission Tax .....	\$ 19,189.43
Occupational Licenses .....	1,963.00
Total Other State Income .....	\$ 21,152.43

Players Compensation/1983-1984 Season: \$587,988.00

Seating Capacity: 2,100 — Parking: 1,100 spaces

Height of Overhead: 48 feet

Length of Court: 180 feet - Width of Court: 50 feet

Equipment: Autotote, Ltd.

**MIAMI JAI-ALAI**  
 3500 N.W. 37th Avenue, Miami, Florida 33142

*Officers*

Richard P. Donovan, *President*                      H. Paul Rico, *Vice President*

Jai-Alai — Miami, Florida

105 Racing Days — Dec. 21, 1983 to April 27, 1984 — 159 Performances

Pari-Mutuel Handle .....	\$66,364,815.00
Average Performance .....	417,388.77
Average Wager per Capita .....	98.35
<i>(Based on Taxable Admissions)</i>	
Total Paid Attendance .....	674,775
Average Paid Attendance per Performance .....	4,244

Distribution of Handle

Redistributed to Public as Winnings .....	\$53,317,247.40
---	-----------------

Paid to State

Daily License Fee .....	\$ 165,360.00
Tax on Handle .....	4,429,676.96
Breakage .....	76,477.41
Total for State .....	<u>\$ 4,671,514.37</u>

Retained by Track/Fronton .....	\$ 7,989,590.57
---------------------------------	-----------------

Restricted Funds:

Withheld for Capital Improvement .....	<u>386,462.66</u>
--	-------------------

Total for Track/Fronton .....	<u>\$ 8,376,053.23</u>
-------------------------------	------------------------

Grand Total Handle .....	<u>\$66,364,815.00</u>
--------------------------	------------------------

Other State Income

Admission Tax .....	\$ 101,341.93
Occupational Licenses .....	1,955.00
Total Other State Income .....	<u>\$ 103,296.93</u>

Players Compensation/1983-1984 Season: \$1,664,000.00

Seating Capacity: 5,128 — Parking: 3,500 spaces

Height of Overhead: 40 feet

Length of Court: 176 feet - Width of Court: 50 feet

Equipment: Autotote, Ltd.

**OCALA JAI-ALAI**  
P.O. Box 548, Orange Park, Florida 32681

*Officers*

Richard P. Donovan, *President, Treasurer*  
Gerald Coakley, *Vice President, General Manager*  
Rodolfo Angulo, *Controller*

	Jai-Alai — Orange Park, Florida		
38 Racing Days —	January 13, 1984 to June 30, 1984 —	58 Performances	
<u>66</u>	July 1, 1983 to October 28, 1983	<u>101</u>	
104		159	

Pari-Mutuel Handle .....	\$18,017,219.00
Average Performance .....	113,315.84
Average Wager per Capita .....	77.25
<i>(Based on Taxable Admissions)</i>	
Total Paid Attendance .....	233,224
Average Paid Attendance per Performance .....	1,467

Distribution of Handle

Redistributed to Public as Winnings .....	\$14,490,159.40
---	-----------------

Paid to State

Daily License Fee .....	\$ 164,960.00
Tax on Handle .....	996,997.63
Breakage .....	26,746.12
Total for State .....	<u>\$ 1,188,703.75</u>

Retained by Track/Fronton .....	\$ 2,251,405.25
Restricted Funds:	
Withheld for Capital Improvement .....	86,950.60
Total for Track/Fronton .....	<u>\$2,338,355.85</u>

Grand Total Handle .....	<u>\$18,017,219.00</u>
--------------------------	------------------------

Other State Income

Admission Tax .....	\$ 30,319.12
Occupational Licenses .....	5,166.00
Total Other State Income .....	<u>\$ 35,485.12</u>

Players Compensation/1983-1984 Season: \$1,221,000.00

Seating Capacity: 1,933 — Parking: 1,500 spaces

Height of Overhead: 40 feet

Length of Court: 176 feet - Width of Court: 40 feet

Equipment: Autotote, Ltd.



**SPORTS PALACE, INC.**  
P.O. Box 1257-EG, Melbourne, Florida 32935

*Officers*

Milton J. Roth, <i>President</i>	Harry J. Olsen, <i>Vice President</i>
Harry J. Olsen, <i>Secretary</i>	Milton J. Roth, <i>Treasurer</i>

*Directors*

Milton J. Roth	Charles C. Clark	Harry J. Olsen
	Nelson Kraus	

Jai-Alai — Melbourne, Florida		
16 Racing Days —	Jan. 2, 1984 to Jan. 23, 1984	— 26 Performances
94	August 22, 1983 to Dec. 31, 1983	134
<u>110</u>		<u>160</u>

Pari-Mutuel Handle .....	\$15,449,353.00
Average Performance .....	96,558.46
Average Wager per Capita .....	69.58
<i>(Based on Taxable Admissions)</i>	
Total Paid Attendance .....	222,033
Average Paid Attendance per Performance .....	1,388

Distribution of Handle

Redistributed to Public as Winnings .....	\$12,436,335.45
---	-----------------

Paid to State

Daily License Fee .....	\$ 156,260.00
Tax on Handle .....	812,904.11
Breakage .....	<u>24,165.35</u>
Total for State .....	\$ 993,329.46

Retained by Track/Fronton .....	\$ 1,956,577.16
---------------------------------	-----------------

Restricted Funds:

Withheld for Capital Improvement .....	<u>63,110.93</u>
--	------------------

Total for Track/Fronton .....	\$ 2,019,688.09
-------------------------------	-----------------

Grand Total Handle .....	<u>\$15,449,353.00</u>
--------------------------	------------------------

Other State Income

Admission Tax .....	\$ 28,864.29
Occupational Licenses .....	<u>1,135.00</u>
Total Other State Income .....	<u>\$ 29,999.29</u>

Players Compensation/1983-1984 Season: \$649,839.00

Seating Capacity: 2,463 — Parking: 1,700 spaces

Height of Overhead: 48 feet

Length of Court: 176 feet - Width of Court: 50 feet

Equipment: American Totalisator, Ltd.



**SUMMER JAI-ALAI**  
 3500 N.W. 37th Avenue, Miami, Florida 33142

*Officers*

Richard P. Donovan, *President*                      H. Paul Rico, *Vice President*

Jai-Alai — Miami, Florida

44 Racing Days —	May 11, 1984 to June 30, 1984	— 66 Performances
<u>63</u>	July 1, 1983 to September 12, 1983	<u>96</u>
<u>107</u>		<u>162</u>

Pari-Mutuel Handle .....	\$55,194,626.00
Average Performance .....	340,707.57
Average Wager per Capita .....	96.10
<i>(Based on Taxable Admissions)</i>	
Total Paid Attendance .....	574,345
Average Paid Attendance per Performance .....	3,545

Distribution of Handle

Redistributed to Public as Winnings .....	\$44,324,733.00
---	-----------------

Paid to State

Daily License Fee .....	\$ 168,480.00
Tax on Handle .....	3,631,268.59
Breakage .....	<u>62,092.58</u>
Total for State .....	\$ 3,861,841.17

Retained by Track/Fronton .....	\$ 6,666,360.14
---------------------------------	-----------------

Restricted Funds:

Withheld for Capital Improvement .....	<u>341,691.69</u>
--	-------------------

Total for Track/Fronton .....	\$ 7,008,051.83
-------------------------------	-----------------

Grand Total Handle .....	<u>\$55,194,626.00</u>
--------------------------	------------------------

Other State Income

Admission Tax .....	\$ 84,838.93
Occupational Licenses .....	<u>7,827.00</u>
Total Other State Income .....	<u>\$ 92,665.93</u>

Players Compensation/1983-1984 Season: \$1,469,000.00

Seating Capacity: 5,128 — Parking: 3,500 spaces

Height of Overhead: 40 feet

Length of Court: 176 feet - Width of Court: 50 feet

Equipment: Autotote, Ltd.





**VOLUSIA JAI-ALAI, INC.**  
**P.O. Box 2630, Daytona Beach, Florida 32015**

*Officers*

Milton J. Roth, <i>President</i>	Harry J. Olsen, <i>Vice President</i>
Harry J. Olsen, <i>Secretary</i>	Milton J. Roth, <i>Treasurer</i>

*Directors*

Milton J. Roth	Charles C. Clark	Harry J. Olsen
	Nelson Kraus	

Jai-Alai — Daytona Beach, Florida

109 Racing Days — February 1, 1984 to June 30, 1984	— 148 Performances	
<u>9</u>	July 1, 1983 to July 11, 1983	<u>12</u>
118		160

Pari-Mutuel Handle .....	\$20,399,586.00
Average Performance .....	127,497.41
Average Wager per Capita .....	63.53
<i>(Based on Taxable Admissions)</i>	
Total Paid Attendance .....	321,120
Average Paid Attendance per Performance .....	2,007

Distribution of Handle

Redistributed to Public as Winnings .....	\$16,431,428.82
---	-----------------

Paid to State

Daily License Fee .....	\$ 166,400.00
Tax on Handle .....	1,164,370.66
Breakage .....	<u>37,968.11</u>
Total for State .....	\$ 1,368,738.77

Retained by Track/Fronton .....	\$ 2,526,330.11
---------------------------------	-----------------

Restricted Funds:

Withheld for Capital Improvement .....	73,088.30
Total for Track/Fronton .....	<u>\$ 2,599,418.41</u>

Grand Total Handle .....	<u>\$20,399,586.00</u>
--------------------------	------------------------

Other State Income

Admission Tax .....	\$ 41,745.60
Occupational Licenses .....	<u>4 774.00</u>
Total Other State Income .....	<u>\$ 46,519.60</u>

Players Compensation/1983-1984 Season: \$749,409.00

Seating Capacity: 4,465 — Parking: 2,079 spaces

Height of Overhead: 48 feet

Length of Court: 176 feet - Width of Court: 50 feet

Equipment: American Totalisator, Co.



**GULFSTREAM PARK RACING ASSOCIATION, INC.**  
Hallandale, Florida 33009

*Officers*

Douglas Donn, <i>President</i>	Jack Blair, <i>Vice President</i>
Arthur Appleton, <i>Vice President</i>	Frank J. Pepper, Jr., <i>Vice President</i>
Marc E. Cunningham, <i>Vice President</i>	Donn Flipse, <i>Secretary</i>
David S. Romanik, <i>Asst. Secretary</i>	Donn Flipse, <i>Treasurer</i>

*Directors*

Fred C. Flipse	James K. Appleton	Jack Blair
Mary Anna Fowler	Donn Flipse	Bonnie D. Jones
Marc E. Cunningham	Arthur I. Appleton	Martha O. Appleton
Douglas Donn	Harrison Eiteljorg	Helen D. Flipse
	Frank Pepper, Jr.	

Thoroughbred Track — Hallandale, Florida  
65\* Racing Days — March 7, 1984 to May 28, 1984 — 65 Performances\*

Pari-Mutuel Handle .....	\$104,384,378.00
Average Performance .....	1,605,913.51
Average Wager per Capita .....	193.35
<i>(Based on Taxable Admissions)</i>	
Total Paid Attendance .....	539,863
Average Paid Attendance per Performance .....	8,306
<b>Distribution of Handle</b>	
Redistributed to Public as Winnings .....	\$ 83,663,738.00
<b>Paid to State</b>	
Daily License Fee .....	\$ 65,300.00
Tax on Handle .....	2,801,184.51
Total for State .....	\$ 2,866,484.51
<b>Retained by Track/Fronton .....</b>	
Restricted Funds:	
Withheld for Additional Purses .....	7,764,029.87
Withheld for Capital Improvement .....	860,217.35
Total for Track/Fronton .....	\$ 17,306,655.18
<b>Florida Thoroughbred Breeders' Promotional Trust Fund</b>	
Breakage .....	\$ 547,500.31
<b>Grand Total Handle .....</b>	<b>\$104,384,378.00</b>
<b>Other State Income</b>	
Admission Tax .....	\$ 158,711.43
Occupational Licenses .....	17,030.00
Stable Names .....	2,000.00
Total Other State Income .....	\$ 177,741.43

Total Purses Paid/1983-1984 Season: \$8,491,500.00  
Seating Capacity: 19,100 — Parking: 14,750 spaces  
Length of Track: main (dirt) track 5,280 feet; turf course 4,702 feet  
Length of Stretch: 952 feet, 2 inches - Width of Track: 80 feet  
Equipment: American Totalisator

(continued on next page)

GULFSTREAM PARK RACING ASSOCIATION, INC. (Continued)

\*Period includes 21 days "Special Racing Period" — 15 Regular Performances:

Handle .....	\$20,974,347.00
Tax to State .....	589,264.34
(Including Tax on Admission: \$30,410.89)	
Total for Track .....	3,504,646.90
F.T.B.A. (Breaks) .....	110,698.40
Paid to Public .....	\$16,800,148.25



**HIALEAH, INC.**  
105 E. 21st Street, Hialeah, Florida 33020

*Officers*

John J. Brunetti, *President* Gail Olga Kent, *Secretary*  
Gail Olga Kent, *Treasurer*

*Directors*

John J. Brunetti John W. Galbreath P.A.B. Widener  
Richard E. Gerstein Anna G. Brunetti A.J. Capeletti  
William C. Fisher Harold Snowden

**Thoroughbred Track — Hialeah, Florida**

50 Racing Days — January 9, 1984 to March 6, 1984 — 50 Performances

Pari-Mutuel Handle .....	\$95,664,782.00
Average Performance .....	1,913,295.64
Average Wager per Capita .....	215.99
<i>(Based on Taxable Admission)</i>	
Total Paid Attendance .....	442,920
Average Paid Attendance per Performance .....	8,858

**Distribution of Handle**

Redistributed to Public as Winnings ..... \$76,696,410.10

**Paid to State**

Daily License Fee .....	\$ 50,800.00
Tax on Handle .....	2,868,187.85
<b>Total for State .....</b>	<b>\$ 2,918,987.85</b>

Retained by Track/Fronton ..... \$ 7,550,644.69

**Restricted Funds:**

Withheld for Additional Purses .....	7,174,858.78
Withheld for Capital Improvement .....	776,692.17

**Total for Track/Fronton .....** \$15,502,195.64

**Florida Thoroughbred Breeders' Promotional Trust Fund**

Breakage ..... \$ 547,188.41

**Grand Total Handle .....** \$95,664,782.00

**Other State Income**

Admission Tax .....	\$ 136,411.28
Occupational Licenses .....	31,272.00
Stable Names .....	3,800.00

**Total Other State Income .....** \$ 171,483.28

Total Purses Paid/1983-1984 Season: \$7,201,841.75

Seating Capacity: 20,000 — Parking: 14,000 spaces

Length of Track: 1½ mile, oval

Length of Stretch: 1,075 feet - Width of Track: 90 feet

Equipment: Autotote, Ltd.



**TAMPA BAY DOWNS**  
P.O. Box E, Oldsmar, Florida 33557

*Officers*

Stella F. Thayer, <i>President</i>	Howell Ferguson, <i>Vice President</i>
Marion Wofter, <i>Secretary</i>	Henry G. Steinbrenner, <i>Treasurer</i>

*Directors*

John J. Hanley, *General Manager*

Thoroughbred Track — Oldsmar, Florida

74 Racing Days — Dec. 2, 1983 to March 27, 1984 — 74 Performances

Pari-Mutuel Handle .....	\$31,205,750.00
Average Performance .....	421,699.32
Average Wager per Capita .....	117.38
<i>(Based on Taxable Admissions)</i>	
Total Paid Attendance .....	265,863
Average Paid Attendance per Performance .....	3,593

Distribution of Handle

Redistributed to Public as Winnings .....	\$24,989,794.00
---	-----------------

Paid to State

Daily License Fee .....	\$ 76,100.00
Tax on Handle .....	49,772.98
<b>Total for State .....</b>	<b>\$ 125,872.98</b>

Retained by Track/Fronton .....	\$ 3,304,436.65
---------------------------------	-----------------

Restricted Funds:

Withheld for Additional Purses .....	2,340,431.42
Withheld for Capital Improvement .....	255,529.92

<b>Total for Track/Fronton .....</b>	<b>\$ 5,900,397.99</b>
--------------------------------------	------------------------

Florida Thoroughbred Breeders' Promotional Trust Fund

Breakage .....	\$ 189,685.03
----------------	---------------

<b>Grand Total Handle .....</b>	<b>\$31,205,750.00</b>
---------------------------------	------------------------

Other State Income

Admission Tax .....	\$ 65,003.07
Occupational Licenses .....	36,901.00
Stable Names .....	1,850.00

<b>Total Other State Income .....</b>	<b>\$ 103,754.07</b>
---------------------------------------	----------------------

Total Purses Paid/1983-1984 Season: \$2,976,983.00

Seating Capacity: 6,500 — Parking: 5,000 spaces

Length of Track: 1 mile oval, 6 furlongs and 1½ mile chute

Length of Stretch: 976 feet - Width of Track: 75 feet

Equipment: American Totalisator, Inc.







NOTES

NOTES

