

# 54th Annual Report



**DIVISION OF PARI-MUTUEL WAGERING**  
of the  
**DEPARTMENT OF BUSINESS REGULATION**  
**FOR THE FISCAL YEAR ENDING JUNE 30, 1985**


F351.76s

W131

54th


STATE LIBRARY OF FLORIDA

DE 14 '85





**GOVERNOR BOB GRAHAM**



54th  
**Annual Report**

*of the*

**DEPARTMENT OF BUSINESS REGULATION**

**DIVISION OF PARI-MUTUEL WAGERING**

*to the*

**HONORABLE BOB GRAHAM**

*Governor of Florida*

**FOR THE FISCAL YEAR ENDING**

**JUNE 30, 1985**



## TABLE OF CONTENTS

	Page
COMMENTARY .....	3-6
COMPARATIVE DATA .....	7-12
COMBINED BALANCE SHEET - ALL FUND TYPES AND ACCOUNT GROUPS (Exhibit A) .....	Fold-Out-13
COMBINED STATEMENT OF REVENUE EXPENDITURES AND CHANGES IN FUND BALANCES (Exhibit B) .....	Fold-Out-15
COMBINING BALANCE SHEET - SPECIAL REVENUE FUND (Exhibit C) .....	17
COMBINING BALANCE SHEET - FIDUCIARY FUNDS (Exhibit D) .....	Fold-Out-19
SCHEDULE OF GENERAL FIXED ASSETS .....	21
SCHEDULE OF GENERAL LONG TERM DEBT .....	22
SUPPLEMENTAL SCHEDULES .....	23-25
SUMMARY OF RACING REVENUES FOR REGULAR PERFORMANCES (Exhibit E) .....	Fold-Out-27
SUMMARY OF RACING REVENUES FOR CHARITY/ SCHOLARSHIP DAY PERFORMANCES (Exhibit F) .....	Fold-Out-29
SUMMARY OF RACING REVENUES .....	31
SCHOLARSHIP FUND DAY RECEIPTS (Exhibit G) .....	32
ESCHEAT PARI-MUTUEL TICKETS RECEIPTS (Exhibit H) .....	33
PARI-MUTUEL REVENUE COLLECTED BY GEOGRAPHICAL LOCATION (Exhibit I) .....	34-35
PAID ATTENDANCE, PARI-MUTUEL HANDLE, STATE REVENUE (Exhibit J) .....	36
ADDITIONAL DAYS GRANTED FOR CHARITABLE PURPOSES (Exhibit K) .....	37-39
LIST OF OFFICERS, DIRECTORS AND STATISTICAL SUMMARIES OF ASSOCIATIONS:	
Greyhound Tracks .....	41-58
Jai-Alai Frontons .....	59-70
Thoroughbred Tracks .....	71-76
Harness Tracks .....	77
Quarter Horses Tracks .....	78

Pursuant to Section 283.27, F.S., this public document was promulgated at an annual cost of \$6,577.00 (\$9.39 per copy) in compliance with Section 550.02(2), F.S.

# FIFTY-FOURTH ANNUAL REPORT

*to the*

GOVERNOR OF FLORIDA

*from*

DEPARTMENT OF BUSINESS REGULATION

DIVISION OF PARI-MUTUEL WAGERING

*and the*

FLORIDA PARI-MUTUEL COMMISSION

July 1, 1984 through June 30, 1985

July 1, 1985

The Honorable Bob Graham  
Governor of Florida  
Tallahassee, Florida

Dear Governor Graham:

The Florida Pari-Mutuel Commission and the Division of Pari-Mutuel Wagering respectfully submit their Fifty-fourth Annual Report for the period beginning July 1, 1984 and ending June 30, 1985, in compliance with the requirements of Sections 20.16 (4)(d) and 550.02 (2), Florida Statutes. The Annual Report presents an accurate record of the activities of the Division and the pari-mutuel industry during the fiscal year. The records, files and documents from which the Report is compiled are maintained at the Division offices in the Graham State Office Building, 1350 Northwest 12 Avenue, Room 332, Miami, Florida 33136-2169. These records are open for inspection to all persons during regular business hours.

The Pari-Mutuel Commission has the legislative authority and responsibility for awarding racing dates; hearing appeals of all decisions which relate to the suspension or revocation of a permittee's operating license; making recommendations to the Division regarding new or existing rules for all racing and jai-alai operations; approving all expenditures of the permittee's special capital improvement funds; and issuing an annual report to the Governor and Legislature on the racing and jai-alai industries in Florida. During this period Mr. Stephen Abramson of West Palm Beach continued to serve as chairman of the Florida Pari-Mutuel Commission. Mr. Mack Cleveland, an attorney and former legislator from the Orlando area, was appointed by the Governor to fill the vacancy left by Dr. Leon G. van Wert during the previous year. In May, Mr. Billy Vessels stepped down at the conclusion of his term as President of the National Association of State Racing Commissioners, and was replaced by Dr. M.A. Schofman, a physician from the Miami area. Messrs. James Lewis of Jacksonville and Ted Couch of Tampa continued to serve as members.

The legal battle over the Commission's authority to award the Winter Thoroughbred dates was resolved by the Florida Supreme Court's decision in Gulfstream Park Racing Association, Inc., vs. Department of Business Regulation, Case Nos. 64-186 and 64-257, in which the Court ruled that the Third District Court of Appeals had acted improperly when it ordered the commission to award the dates to Hialeah Park in Hialeah Park vs. Department of Business Regulation. The Commission awarded the 1985-1986 middle dates to Gulfstream Park when Hialeah Park withdrew its application for the Middle Dates. Outside of the authority of the Commission, Hialeah and Gulfstream agreed to give the middle

dates to Gulfstream next year, and to Hialeah Park the following year. It is hoped that this agreement will allow the parties time to resolve the winter thoroughbred dates issue for the foreseeable future.

Also, Commission member Billy Vessels finished out his term as President of the National Association of State Racing Commissioners, and Mr. Abramson was elevated to Vice-President. This year's convention was held in Bal Harbor, Florida, providing an opportunity for racing officials from around the United States and Canada an opportunity to see Florida's pari-mutuel industry first-hand.

The Department underwent a change in leadership this year when the Secretary, Mr. Gary R. Rutledge, resigned in September and was replaced by Mr. Richard B. Burroughs, former Secretary of the Department from 1979 to 1981. The Division wishes to express its gratitude to Secretary Rutledge for his service, and welcomes Secretary Burroughs back to the Department.

Detailed statistical analyses of each of the tracks and frontons which operated during the 1984-85 fiscal year are included in the exhibits of this report.

The industry continued to show healthy signs of growth this year, despite a slight decrease in attendance of .89% to 16,543,816. However, in 5,019 regular performances, \$1,848,680,598 was wagered — an increase of 1%. In addition, 126 charity day performances resulted in a minimum of \$1,026,227.67 being donated to approved charitable organizations (see exhibit L). Chapter 550.164, Florida Statutes, requires that abandoned pari-mutuel tickets over one year old from Greyhound and Jai-Alai permitholders should escheat to the State for deposit to the Principal of the State School fund. These funds are used for the support and maintenance of our public schools. A total of \$3,082,638.90 was received from this source by the Division throughout this fiscal year. Chart I shows yearly receipts dating from 1957, when the Division began collecting these funds. Pursuant to Chapter 550.263 (2) Florida Statutes, funds from abandoned tickets for all Thoroughbred, Harness, and Quarter Horse racing events are deposited to their respective Promotional Trust Funds for payments of breeders' and stallions' awards.

#### CHART I

##### Principal of the State School Fund

Yearly receipts dating from 1957, when the Division first began collecting these funds, are itemized below:

1957—	\$	3,992.20	1967—	\$	381,857.30	1977—	\$	1,449,016.10
1958—		204,449.30	1968—		448,161.00	1978—		1,582,011.10
1959—		240,545.15	1969—		513,254.45	1979—		2,011,455.70
1960—		311,045.10	1970—		590,891.25	1980—		1,881,068.65
1961—		403,903.95	1971—		666,405.35	1981—		1,884,234.45
1962—		273,272.60	1972—		706,391.10	1982—		2,095,479.35
1963—		265,045.70	1973—		943,267.65	1983—		2,537,582.80
1964—		292,193.60	1974—		1,136,606.30	1984—		2,644,804.10
1965—		320,530.50	1975—		1,288,317.65	1985—		3,082,638.90
1966—		425,130.20	1976—		1,429,361.00	TOTAL		\$30,012,912.50

Permittees may choose to operate charity days on behalf of the Scholarship Trust Fund, created for the purpose of providing scholarships for qualified applicants. The fund is administered by the State Board of Regents. A total of \$165,961.98 was deposited to the Scholarship Trust Fund in the past fiscal year (See Chart II).



## CHART II

### Scholarship Trust Fund

Yearly receipts dating from 1950, when the Division first began collecting these funds, are itemized below:

1950— \$ 165,830.00	1962— \$ 408,652.45	1974— \$ 949,801.51
1951— 247,260.75	1963— 393,641.10	1975— 835,385.51
1952— 239,147.74	1964— 399,898.11	1976— 740,841.75
1953— 232,907.36	1965— 474,937.22	1977— 541,271.20
1954— 280,506.70	1966— 462,441.03	1978— 543,991.40
1955— 279,227.97	1967— 419,499.49	1979— 560,099.05
1956— 299,070.54	1968— 541,389.12	1981— 550,438.02
1957— 349,514.06	1970— 495,387.58	1982— 393,987.09
1958— 293,901.79	1971— 619,538.80	1983— 289,929.43
1960— 364,819.43	1972— 717,037.13	1984— 172,776.44
1961— 316,021.21	1973— 733,734.71	1985— 165,961.98
		TOTAL \$15,956,035.77

Growth in the pari-mutuel industry in Florida resulted in increases in revenue to the State as well. The sum of \$123,878,295.18 was collected from all sources by the Division this fiscal year. Of this amount, \$4,256,905.51 was expended in regulating the operations of the entire industry. \$29,915,500 was distributed to 67 counties, each county receiving \$446,500.00. Deposits to the General Revenue Fund totaled \$59,495,420.05 to provide substantial support to the varied functions of State Government. Fines from medication rule violations are deposited to the Racing Research Trust Fund. A total of \$13,900.00 was collected during the fiscal year for this purpose.

The Division continued in its efforts to effectively enforce the medication statutes and rules. Towards this end, the Bureau of Laboratory Services performed 174,557 analyses of 53,124 samples resulting in 138 reports of illegal drugs. The positives were then referred to the Division Director for appropriate regulatory and legal action. At the same time, the Bureau utilizes its legislative appropriations and funds from the Racing Research Trust Fund to participate in the National Association of State Racing Commissioners' quality assurance program and certain research from the University of Florida.

In addition to reporting positives, the laboratory informs the Division Director of tracks where multiple suspicious or unidentifiable substances appear in samples. He may then direct the Bureau of Investigations to confirm the existence of illegal substances so that administrative action can be taken. This has proven to be helpful in the control of illegal drugging.

The Bureau of Investigations has also dedicated substantial manpower to license falsification issues in a continuing effort to prevent ineligible applicants from becoming licensed. On a larger scale, the Bureau performed extensive background investigations on individuals who wished to purchase significant interests in pari-mutuel associations.

In conclusion, the Division Director and his staff appreciate the continued support; and cooperation which has been received from members of the Legislature and their staffs. The Division is deeply indebted to Governor Bob Graham for his continued and renewed interest and support of the State's vital pari-mutuel industry. In addition, the Division expresses its thanks to former Secretary Rutledge, Secretary Burroughs and the Commission for their continued support in

the Division's efforts to more capably and fairly regulate the State's pari-mutuel industry.

Respectfully submitted:

Robert M. Rosenberg,  
Division Director

**FLORIDA PARI-MUTUEL COMMISSION**

Stephen Abramson, Chairman  
Dr. M.A. Schofman  
Theodore J. Couch  
James Lewis  
Mack Cleveland

STATE OF FLORIDA  
DEPARTMENT OF BUSINESS REGULATION  
DIVISION OF PARI-MUTUEL WAGERING  
COMPARATIVE DATA  
JULY 1, 1984 THROUGH JUNE 30, 1985

	<u>Days</u>	<u>Perf.</u>	<u>Paid Attendance</u>	<u>Pari-Mutuel Handle</u>	<u>Revenue To State From Handle</u>
<b>GREYHOUND TRACKS</b>					
<b>ASSOCIATED OUTDOOR CLUBS, INC.</b>					
1983-1984	104	155	785,178	\$85,736,464	\$6,677,410.46
1984-1985	104	155	822,011	90,361,855	7,472,874.92
Difference	0	0	36,833	4,625,391	795,464.46
Pct Change	0	0	5	5	12
<b>BISCAYNE KENNEL CLUB, INC.</b>					
1983-1984	46	71	373,870	46,254,555	3,608,655.86
1984-1985	159	240	1,222,209	156,759,462	12,949,616.59
Difference	113	169	848,339	110,504,907	9,340,960.73
Pct Change	246	238	227	239	259
<b>BONITA FT. MYERS CORPORATION</b>					
1983-1984	108	159	490,886	41,891,025	3,255,122.11
1984-1985	108	159	517,327	43,196,444	3,551,474.58
Difference	0	0	26,441	1,305,419	296,352.47
Pct Change	0	0	5	3	9
<b>DAYTONA BEACH KENNEL CLUB, INC.</b>					
1983-1984	108	162	430,805	37,098,325	2,828,448.78
1984-1985	87	125	327,335	27,062,391	2,182,220.67
Difference	-21	-37	-103,470	-10,035,934	-646,228.11
Pct Change	-19	-23	-24	-27	-23
<b>INVESTMENT CORP. OF SOUTH FLORIDA</b>					
1983-1984	105	157	999,328	108,702,451	8,519,533.98
1984-1985	104	156	926,189	102,402,476	8,479,624.00
Difference	-1	-1	-73,139	-6,299,975	-39,909.98
Pct Change	-.95	-.64	-7	-6	-.47
<b>JACKSONVILLE KENNEL CLUB, INC.</b>					
1983-1984	42	54	170,211	16,825,857	1,283,605.99
1984-1985	108	143	437,965	45,079,667	3,437,425.34
Difference	66	89	267,754	28,253,810	2,153,819.35
Pct Change	157	165	157	168	168

	<u>Days</u>	<u>Perf.</u>	<u>Paid Attendance</u>	<u>Pari-Mutuel Handle</u>	<u>Revenue To State From Handle</u>
<b>GREYHOUND TRACKS</b>					
<b>JEFFERSON COUNTY KENNEL CLUB, INC.</b>					
1983-1984	105	126	161,432	15,018,470	1,092,653.51
1984-1985	104	125	181,928	18,100,214	1,412,493.22
Difference	-1	-1	20,496	3,081,744	319,839.71
Pct Change	-95	-.79	13	21	29
<b>ORANGE PARK KENNEL CLUB, INC.</b>					
1983-1984	107	143	400,122	44,464,668	3,388,558.89
1984-1985	107	144	392,085	44,747,239	3,411,772.36
Difference	0	1	-8,037	282,571	23,213.47
Pct Change	0	.70	-2	.64	.69
<b>INVESTMENT CORP. OF PALM BEACH</b>					
1983-1984	105	159	628,467	59,518,177	4,618,869.04
1984-1985	107	160	649,982	63,780,443	4,960,769.52
Difference	2	1	21,515	4,262,266	341,900.48
Pct Change	2	.63	3	7	7
<b>PENSACOLA GREYHOUND PARK, INC.</b>					
1983-1984	109	161	261,768	24,344,427	1,791,594.81
1984-1985	128	180	270,192	24,656,784	1,915,913.32
Difference	19	19	8,424	312,357	124,318.51
Pct Change	17	12	3	1	7
<b>ST. PETERSBURG KENNEL CLUB, INC.</b>					
1983-1984	101	153	1,014,533	103,032,752	8,124,346.10
1984-1985	103	156	1,044,760	106,532,694	8,400,402.02
Difference	2	3	30,227	3,499,942	276,055.92
Pct Change	2	2	3	3	3
<b>SANFORD ORLANDO KENNEL CLUB, INC.</b>					
1983-1984	105	159	517,862	54,804,973	4,224,939.09
1984-1985	105	159	525,423	56,183,203	4,584,615.98
Difference	0	0	7,561	1,378,230	359,676.89
Pct Change	0	0	1	3	9
<b>SARASOTA KENNEL CLUB, INC.</b>					
1983-1984	102	154	466,667	49,876,806	3,844,450.85
1984-1985	99	149	450,104	48,895,534	3,986,244.39
Difference	-3	-5	-16,563	-981,272	-141,793.54
Pct Change	-3	-3	-4	-2	-4
<b>WASHINGTON COUNTY KENNEL CLUB, INC.</b>					
1983-1984	107	151	224,225	22,507,394	1,676,263.01
1984-1985	109	147	215,492	21,291,070	1,676,724.57
Difference	2	-4	-8,733	-1,216,324	461.56
Pct Change	2	-3	-4	-5	.03

	<u>Days</u>	<u>Perf.</u>	<u>Paid Attendance</u>	<u>Pari-Mutuel Handle</u>	<u>Revenue To State From Handle</u>
<b><u>GREYHOUND TRACKS</u></b>					
<b>WEST FLAGLER ASSOCIATES, LTD.</b>					
1983-1984	161	242	1,082,879	135,683,658	10,560,351.33
1984-1985	48	73	326,432	40,117,933	3,309,480.53
Difference	-113	-169	-756,447	-95,565,725	-7,250,870.80
Pct Change	-70	-70	-70	-70	-69
<b>KEYS RACING INC.</b>					
1983-1984	105	124	62,643	4,905,388	235,491.91
1984-1985	105	124	66,714	5,272,410	261,566.25
Difference	0	0	4,071	367,022	26,074.34
Pct Change	0	0	6	7	11
<b>BAYARD RACEWAYS, INC.</b>					
1983-1984	164	217	463,880	54,465,214	4,110,590.76
1984-1985	96	126	255,453	31,022,586	2,339,600.03
Difference	-68	-91	-208,427	-23,442,628	-1,770,990.73
Pct Change	-41	-42	-45	-43	-43
<b>SEMINOLE GREYHOUND PARK, INC.</b>					
1983-1984	105	156	305,246	31,298,551	2,369,281.56
1984-1985	104	157	330,229	35,420,243	2,859,481.84
Difference	-1	1	24,983	4,121,692	490,200.28
Pct Change	-.95	.64	8	13	21
<b><u>TOTAL GREYHOUND TRACKS</u></b>					
1983-1984	1,889	2,703	8,840,002	\$936,429,155	\$72,210,168.04
1984-1985	1,885	2,678	8,961,830	\$960,882,648	\$77,192,300.13
Difference	-4	-25	121,828	24,453,493	4,982,132.09
Pct Change	-21	-92	1	3	7
<b><u>JAI-ALAI FRONTONS</u></b>					
<b>FLORIDA JAI-ALAI, INC.</b>					
1983-1984	105	159	309,054	\$27,891,150	\$1,944,348.02
1984-1985	107	159	295,637	\$27,413,472	\$2,038,443.27
Difference	2	0	-13,417	-477,678	94,095.25
Pct Change	2	0	-4	-2	5
<b>THE FRONTON, INC.</b>					
1983-1984	109	159	467,165	\$39,324,600	\$2,797,551.36
1984-1985	108	159	462,519	\$39,646,015	\$3,008,715.89
Difference	-1	0	-4,646	321,415	211,164.53
Pct Change	-.92	0	-.99	82	8

	<u>Days</u>	<u>Perf.</u>	<u>Paid Attendance</u>	<u>Pari-Mutuel Handle</u>	<u>Revenue To State From Handle</u>
<b>JAI-ALAI FRONTONS</b>					
<b>TAMPA JAI-ALAI</b>					
1983-1984	105	159	620,828	\$43,802,630	\$3,143,191.84
1984-1985	105	159	579,402	\$42,174,621	\$3,219,642.43
Difference	0	0	-41,426	-1,628,009	76,450.59
Pct Change	0	0	-7	-4	2
<b>MIAMI JAI-ALAI</b>					
1983-1984	105	159	674,775	\$66,364,815	\$4,772,856.30
1984-1985	105	159	640,861	\$63,302,820	\$4,856,956.30
Difference	0	0	-33,914	-3,061,995	84,100.00
Pct Change	0	0	-5	-5	2
<b>DANIA JAI-ALAI PALACE, INC.</b>					
1983-1984	110	159	604,044	\$45,072,723	\$3,232,042.27
1984-1985	110	159	614,279	\$47,957,290	\$3,556,006.38
Difference	0	0	10,235	2,884,567	323,964.11
Pct Change	0	0	2	6	10
<b>VOLUSIA JAI-ALAI, INC.</b>					
1983-1984	118	160	321,120	\$20,399,586	\$1,410,484.37
1984-1985	125	173	363,361	\$24,736,670	\$1,833,782.86
Difference	7	13	42,241	4,337,084	423,298.49
Pct Change	6	8	13	21	30
<b>SPORTS PALACE, INC.</b>					
1983-1984	110	160	222,033	\$15,449,353	\$1,022,193.75
1984-1985	112	160	225,167	\$17,115,379	\$1,180,321.73
Difference	2	0	3,134	1,666,026	158,127.98
Pct Change	2	0	1	11	15
<b>OCALA JAI-ALAI</b>					
1983-1984	104	159	233,224	\$18,017,219	\$1,219,022.87
1984-1985	105	159	229,458	\$17,938,323	\$1,297,977.64
Difference	1	0	-3,766	-78,896	78,954.77
Pct Change	.96	0	-2	-.44	6
<b>FORT PIERCE JAI-ALAI</b>					
1983-1984	107	162	235,838	\$19,190,189	\$1,300,875.14
1984-1985	105	160	234,015	\$18,719,073	\$1,357,093.59
Difference	-2	-2	-1,823	-471,116	56,218.45
Pct Change	-2	-1	-.77	-2	4
<b>GOLDEN CROWN CORP.</b>					
1983-1984	110	132	147,611	\$13,370,496	\$840,094.38
1984-1985	110	142	135,902	\$12,398,189	\$871,645.09
Difference	0	10	-11,709	-972,307	31,550.71
Pct Change	0	8	-8	-7	4

	<u>Days</u>	<u>Perf.</u>	<u>Paid Attendance</u>	<u>Pari-Mutuel Handle</u>	<u>Revenue To State From Handle</u>
<b>TOTAL JAI-ALAI FRONTONS</b>					
<b>SUMMER JAI-ALAI</b>					
1983-1984	107	162	574,345	\$55,194,626	\$3,946,680.10
1984-1985	105	159	529,435	\$52,822,185	\$3,874,018.92
Difference	-2	-3	-44,910	-2,372,441	-72,661.18
Pct Change	-2	-2	-8	-4	-2
<b>SUMMERSPORT ENTERPRISES, LTD.</b>					
1983-1984	115	115	468,072	\$36,918,512	\$2,654,430.56
1984-1985	105	105	412,378	\$35,748,290	\$2,648,174.40
Difference	-10	-10	-55,694	-1,170,222	-6,256.16
Pct Change	-9	-9	-12	-3	-.24
<b>TOTAL FOR JAI-ALAI FRONTONS</b>					
1983-1984	1,305	1,845	4,878,109	\$400,995,899	\$28,283,770.96
1984-1985	1,302	1,853	4,722,414	\$399,972,327	\$29,742,778.50
Difference	-3	8	-155,695	-1,023,572	1,459,007.54
Pct Change	-.23	.43	-3	-.26	5
<b>THOROUGHBRED TRACKS</b>					
<b>TAMPA BAY DOWNS</b>					
1983-1984	74	74	265,863	\$31,205,750	\$190,876.05
1984-1985	74	74	264,353	\$30,776,541	168,179.04
Difference	0	0	-1,510	-429,209	-22,697.01
Pct Change	0	0	-.57	-1	-12
<b>GULFSTREAM PARK RACING ASSOC., INC.</b>					
1983-1984	65	65	539,863	\$104,384,378	\$3,025,195.94
1984-1985	50	50	544,161	\$114,940,056	3,722,156.52
Difference	-15	-15	4,298	10,555,678	696,960.58
Pct Change	-23	-23	.80	10	23
<b>HIALEAH, INC.</b>					
1983-1984	50	50	442,920	\$95,664,782	\$3,055,399.13
1984-1985	50	50	334,694	\$71,485,620	\$2,015,831.85
Difference	0	0	-108,226	-24,179,162	-1,039,567.28
Pct Change	0	0	-24	-25	-.34
<b>TROPICAL PARK, INC.</b>					
1983-1984	50	50	348,484	\$64,019,697	\$1,747,085.98
1984-1985	50	50	338,567	\$62,267,526	\$1,686,887.07
Difference	0	0	-9,917	-1,752,171	-\$60,198.91
Pct Change	0	0	-3	-3	-3
<b>CALDER RACE COURSE, INC.</b>					
1983-1984	121	121	774,376	\$131,296,525	\$3,429,982.15
1984-1985	132	132	853,316	\$146,265,197	\$3,841,404.51
Difference	11	11	78,940	14,968,672	411,422.36
Pct Change	9	9	10	11	12

	<u>Days</u>	<u>Perf.</u>	<u>Paid Attendance</u>	<u>Pari-Mutuel Handle</u>	<u>Revenue To State From Handle</u>
<b>TOTAL FOR THOROUGHBRED TRACKS</b>					
1983-1984	360	360	2,371,506	\$426,571,132	\$11,448,539.25
1984-1985	356	356	2,335,091	\$425,734,940	\$11,434,458.99
Difference	-4	-4	-36,415	-836,192	-14,080.26
Pct Change	-1	-1	-2	-.20	-.12

#### **HARNESS TRACKS**

##### **POMPANO PARK ASSOCIATES, LTD.- HARNESS**

1983-1984	105	105	501,838	\$52,225,448	\$907,444.03
1984-1985	120	120	502,799	\$59,557,369	1,031,701.28
Difference	15	15	961	7,331,921	124,257.25
Pct Change	14	14	.19	14	14

#### **TOTAL FOR HARNESS TRACKS**

1983-1984	105	105	501,838	\$52,225,448	\$907,444.03
1984-1985	120	120	502,799	\$59,557,369	\$1,031,701.28
Difference	15	15	961	7,331,921	124,257.25
Pct Change	14	14	.19	14	14

#### **QUARTER HORSE TRACKS**

##### **POMPANO PARK ASSOC., LTD.- QUARTER HORSE**

1983-1984	40	40	101,406	\$8,330,454	\$56,217.54
1984-1985	12	12	21,682	\$1,933,314	\$15,647.52
Difference	-28	-28	-79,724	-6,397,140	-40,570.02
Pct Change	-70	-70	-.79	-.77	-.72

#### **TOTAL FOR QUARTER HORSE TRACKS**

1983-1984	40	40	101,406	\$8,330,454	\$56,217.54
1984-1985	12	12	21,682	\$1,933,314	\$15,647.52
Difference	-28	-28	-79,724	-6,397,140	40,570.02
Pct Change	-70	-70	-.79	-.77	-.72

#### **TOTAL FOR ALL TRACKS AND FRONTONS**

1983-1984	3,699	5,053	16,692,861	\$1,824,552,088	\$112,906,139.82
1984-1985	3,675	5,019	16,543,816	\$1,848,080,598	\$119,416,886.42
Difference	-24	-34	-149,045	23,528,510	6,510,746.60
Pct Change	-.65	-.67	-.89	1	6



**EXHIBIT "A"**  
**DEPARTMENT OF BUSINESS REGULATION**  
**DIVISION OF PARI-MUTUEL WAGERING**  
**COMBINED BALANCE SHEET**  
**ALL FUND TYPES AND ACCOUNT GROUPS**  
**JUNE 30, 1985**

	<u>GOVERNMENTAL</u> <u>FUNDS</u>	<u>FIDUCIARY</u> <u>FUNDS</u>	<u>ACCOUNT GROUPS</u>		<u>TOTALS</u>	
	<u>Special Revenue</u>	<u>Agency</u>	<u>General Fixed</u> <u>Assets</u>	<u>General Long</u> <u>Term Debt</u>	<u>(Memorandum Only)</u>	
					<u>1985</u>	<u>1984</u>
<b>ASSETS</b>						
Cash on Hand and In-Transit	\$ 2,414.00	\$ 504,349.25	\$	\$	\$ 506,763.25	59,254.00
Cash in Revolving Fund						200.00
Cash in Depository Bank	3,189.74	1,100.00			4,289.74	28,469.00
Cash with State Treasurer	285,989.65	1,145,862.33			1,431,851.98	1,380,387.17
Investments at Cost	993,984.80				993,984.80	1,205,133.91
Due from Other Funds	46,400.66				46,400.66	16,314.44
Accounts Receivable						
Revenue	442,029.75	8,436,170.41			8,878,200.16	8,446,922.12
Interest	7,071.62				7,071.62	10,531.80
Returned Checks	527.00	958.00			1,485.00	666.00
Books			8,089.60		8,089.60	7,557.36
Automobiles			111,353.75		111,353.75	87,093.76
Office Furniture			42,325.25		42,325.25	38,478.00
Office Equipment			180,764.14		180,764.14	138,097.12
Lab Equipment			666,140.84		666,140.84	660,204.73
Other Equipment			8,162.46		8,162.46	8,162.46
Leasehold Improvement			272,562.03		272,562.03	272,562.03
Amount to be Provided				147,491.69	147,491.69	148,775.55
<b>TOTAL ASSETS</b>	<b>\$1,781,607.22</b>	<b>\$10,088,439.99</b>	<b>\$1,289,398.07</b>	<b>\$147,491.69</b>	<b>\$13,306,936.97</b>	<b>\$12,508,809.34</b>
<b>LIABILITIES</b>						
Due to Other Funds	\$	\$ 75.00	\$	\$	\$ 75.00	\$ 200.00
Accounts Payable						79,979.21
Salaries	90,109.68				90,109.68	150,932.61
Other Personal Services	61,880.92				61,880.92	
Other State Agencies	5,105.00	459,295.55			464,400.55	65,624.24
Data Processing	11,301.86				11,301.86	16,318.19
Expense	12,201.06				12,201.06	7,924.48
General Revenue Fund	482,796.00	8,691,405.87			9,174,201.87	8,784,323.35
General Fund Service Charge	89,817.34	937,503.57			1,027,320.91	1,014,300.14
Cancelled Warrants	39.75	160.00			199.75	293.45
Operating Capital Outlay	6,633.04				6,633.04	
Installment Purchases				560.52	560.52	3,696.08
Accrued Leave Payable				146,931.17	146,931.17	145,079.47
<b>TOTAL LIABILITIES</b>	<b>\$759,884.65</b>	<b>\$10,088,439.99</b>	<b>\$ -0-</b>	<b>\$147,491.69</b>	<b>\$10,995,816.33</b>	<b>\$10,268,671.52</b>
<b>FUND EQUITY</b>						
Investment in General Fixed Assets	\$	\$	\$1,289,398.07	\$	\$ 1,289,398.07	1,212,155.46
Fund Balance						
Reserved for Encumbrances	305,613.05				305,613.05	36,316.24
Unreserved	716,109.52				716,109.52	991,666.12
<b>TOTAL FUND EQUITY</b>	<b>1,021,722.57</b>	<b>-0-</b>	<b>1,289,398.07</b>	<b>-0-</b>	<b>2,311,120.64</b>	<b>2,240,137.82</b>
<b>TOTAL LIABILITIES AND FUND EQUITY</b>	<b>\$1,781,607.22</b>	<b>\$10,088,439.99</b>	<b>\$1,289,398.07</b>	<b>\$147,491.69</b>	<b>\$13,306,936.97</b>	<b>\$12,508,809.34</b>

TC  
TI  
TI

HA  
PC  
AS  
HA

TC  
HA

QU  
TE  
PC  
AS  
QU

TC  
QU  
TI

T  
T  
F

RE

F  
I  
E  
M  
C

TC

EX

!

C

I

TO

EX

O

T

E

F

A

A

F

**EXHIBIT "B"**  
**DEPARTMENT OF BUSINESS REGULATION**  
**DIVISION OF PARI-MUTUEL WAGERING**  
**COMBINING STATEMENT OF REVENUE, EXPENDITURES AND**  
**CHANGES IN FUND BALANCE BUDGET (GAAP BASIS) AND ACTUAL**  
**FOR THE FISCAL YEAR ENDED JUNE 30, 1985**

**SPECIAL REVENUE FUNDS**

	<i>Pari-Mutuel Wagering Trust Fund</i>			<i>Racing Research Trust Fund</i>		
	<i>Budget</i>	<i>Actual</i>	<i>Variance</i>	<i>Budget</i>	<i>Actual</i>	<i>Variance</i>
<b>REVENUES</b>						
Pari-Mutuel Fees	\$6,903,832.68	\$5,474,695.50	\$(1,429,137.18)	\$	\$	\$
Interest	149,802.03	116,855.80	(32,946.23)	4,000.00	2,534.91	(1,465.09)
Fines				25,000.00	14,200.00	(10,800.00)
Miscellaneous	30,026.27	20,024.55	(10,001.72)			
Other				250.00	10.00	(240.00)
<b>TOTAL REVENUE</b>	<b>7,083,660.98</b>	<b>5,611,575.85</b>	<b>(1,472,085.13)</b>	<b>29,250.00</b>	<b>16,744.91</b>	<b>(12,505.09)</b>
<b>EXPENDITURES</b>						
Salaries	2,030,412.00	1,965,628.12	64,783.88			
Other Personal Services	1,164,880.30	1,146,351.23	18,529.07	25,000.00	22,000.00	3,000.00
Expense	555,971.05	543,812.22	12,158.83			
Data Processing	166,511.17	166,511.17	-0-			
Refunds	20,000.00	1,780.00	18,220.00	2,000.00		2,000.00
Service Charge to General Revenue	420,000.00	338,256.98	81,743.02	2,250.00	1,004.70	1,245.30
Operating Capital Outlay	61,490.67	58,328.15	3,162.52			
Certified Forward	36,316.24	36,237.64	78.60			
<b>TOTAL EXPENDITURES</b>	<b>4,455,581.43</b>	<b>4,256,905.51</b>	<b>198,675.92</b>	<b>29,250.00</b>	<b>23,004.70</b>	<b>6,245.30</b>
Excess (Deficiency) Revenues Over Expenditures	2,628,079.55	1,354,670.34	(1,273,409.21)	-0-	(6,259.79)	(6,259.79)
<b>OTHER FINANCING SOURCES (USES)</b>						
Transfers In	214,901.02	70,000.00	(144,901.02)			
Transfers Out	(810,000.00)	(702,074.34)	107,925.66			
Remitted to State General Revenue Unallocated	(1,800,000.00)	(722,596.00)	1,077,404.00			
<b>TOTAL OTHER FINANCING SOURCES (USES)</b>	<b>(2,395,098.98)</b>	<b>(1,354,670.34)</b>	<b>1,040,428.64</b>	<b>-0-</b>	<b>-0-</b>	<b>-0-</b>
Excess (Deficiency) of Revenues & Other Sources Over Expenditures & Other Uses	232,980.57	-0-	(232,980.57)	-0-	(6,259.79)	(6,259.79)
Fund Balance - Beginning	36,316.24	1,000,000.00	963,683.76	-0-	27,982.36	27,982.36
Adjustments to Fund Balance	-0-	-0-	-0-	-0-	-0-	-0-
Adjusted Fund Balance	36,316.24	1,000,000.00	963,683.76	-0-	27,982.36	27,982.36
Fund Balance - Ending	<b>\$ 269,296.81</b>	<b>\$1,000,000.00</b>	<b>\$ 730,703.19</b>	<b>\$ -0-</b>	<b>\$21,722.57</b>	<b>\$21,722.57</b>




EXHIBIT "C"  
DEPARTMENT OF BUSINESS REGULATION  
DIVISION OF PARI-MUTUEL WAGERING  
**COMBINING BALANCE SHEET**  
**SPECIAL REVENUE FUNDS**  
**JUNE 30, 1985**

	<i>Pari-Mutuel Wagering</i>	<i>Racing</i>	<i>Totals</i>	
	<i>Trust Fund</i>	<i>Research</i>	<i>(Memorandum Only)</i>	
	<i>(Operating)</i>	<i>Trust Fund</i>	<i>1985</i>	<i>1984</i>
<b>ASSETS</b>				
Cash In-Transit	\$ 2,414.00	\$	\$ 2,414.00	\$ 7,514.00
Cash in Revolving Fund				200.00
Cash in Depository Bank	3,189.74		3,189.74	4,513.00
Cash with State Treasurer	284,455.75	1,533.90	285,989.65	42,656.25
Investments at Cost	973,746.69	20,238.11	993,984.80	1,205,133.91
Due from Other Funds	46,400.66		46,400.66	16,314.33
Accounts Receivable				
Revenue	442,029.75		442,029.75	469,740.00
Interest	6,872.03	199.59	7,071.62	10,531.80
Returned Checks	527.00		527.00	167.00
<b>TOTAL ASSETS</b>	<b>1,759,635.62</b>	<b>21,971.60</b>	<b>1,781,607.22</b>	<b>1,756,770.29</b>
<b>LIABILITIES &amp; FUND BALANCE</b>				
<b>Liabilities</b>				
Due to Other Funds				200.00
Accounts Payable				
Salaries	90,109.68		90,109.68	79,979.21
Other Personal Services	61,880.92		61,880.92	150,932.61
Other State Agencies	5,105.00		5,105.00	9,016.00
Data Processing	11,301.86		11,301.86	16,318.19
Expense	12,201.06		12,201.06	7,924.48
General Revenue Fund	482,796.00		482,796.00	383,446.79
General Fund Service Charge	89,568.31	249.03	89,817.34	80,732.20
Cancelled Warrants	39.75		39.75	238.45
Operating Capital Outlay	6,633.04		6,633.04	
<b>TOTAL LIABILITIES</b>	<b>759,635.62</b>	<b>249.03</b>	<b>759,884.65</b>	<b>728,787.93</b>
<b>FUND BALANCE</b>				
Reserved for Encumbrances	305,613.05		305,613.05	36,316.24
Unreserved	694,386.95	21,722.57	716,109.52	991,666.12
<b>TOTAL FUND BALANCE</b>	<b>1,000,000.00</b>	<b>21,722.57</b>	<b>1,021,722.57</b>	<b>1,027,982.36</b>
<b>TOTAL LIABILITIES AND FUND BALANCE</b>	<b>\$1,759,635.62</b>	<b>\$21,971.60</b>	<b>\$1,781,607.22</b>	<b>\$1,756,770.29</b>

AS

Ca

Ca

Ca

Acc

F

F

TC

TC

TC

TC

TC

TC

TC

TC

TC

TC

TC

TC

TC

TC

TC

TC

TC

TC

TC

TC

TC

TC

TC

TC

TC

TC

TC

TC

TC

TC

TC

TC

TC

TC

TC

TC

TC

TC

TC

TC


TC

TC

TC

**EXHIBIT "D"**  
**DEPARTMENT OF BUSINESS REGULATION**  
**DIVISION OF PARI-MUTUEL WAGERING**  
**COMBINING BALANCE SHEET**  
**FIDUCIARY FUNDS**  
**JUNE 30, 1985**

	<u>AGENCY FUNDS</u>			<u>TOTALS</u>	
	<i>General Revenue Fund</i>	<i>Tax Collection Trust Fund</i>	<i>Collections for Other State Agencies</i>	<i>(Memorandum Only)</i>	
				<u>1985</u>	<u>1984</u>
<b>ASSETS</b>					
Cash on Hand and In-Transit	\$	\$ 45,135.00	\$459,214.25	\$ 504,349.25	\$ 51,740.00
Cash with State Treasurer		1,145,862.33		1,145,862.33	1,337,730.92
Cash in Depository Bank	1,100.00			1,100.00	23,956.00
Accounts Receivable					
Revenue	4,429,471.01	4,006,618.10	81.30	8,436,170.41	7,977,182.12
Returned Checks		958.00		958.00	499.00
<b>TOTAL ASSETS</b>	<u>4,430,571.01</u>	<u>5,198,573.43</u>	<u>459,295.55</u>	<u>10,088,439.99</u>	<u>9,391,108.04</u>
<b>LIABILITIES &amp; FUND BALANCE</b>					
<b>Liabilities</b>					
Due to Other Funds within the Division	\$	\$ 75.00	\$	\$ 75.00	\$
Accounts Payable					
General Revenue Fund	4,430,571.01	4,260,834.86		8,691,405.87	8,400,876.56
Service Charge to General Revenue Fund		937,503.57		937,503.57	933,568.24
Other State Agencies			459,295.55	459,295.55	56,608.24
Cancelled Warrants		160.00		160.00	55.00
<b>TOTAL LIABILITIES</b>	<u>4,430,571.01</u>	<u>5,198,573.43</u>	<u>459,295.55</u>	<u>10,088,439.99</u>	<u>9,391,108.04</u>
Fund Balance	-0-	-0-	-0-	-0-	-0-
<b>TOTAL LIABILITIES &amp; FUND BALANCE</b>	<u>\$4,430,571.01</u>	<u>\$5,198,573.43</u>	<u>\$459,295.55</u>	<u>\$10,088,439.99</u>	<u>\$9,391,108.04</u>





DEPARTMENT OF BUSINESS REGULATION  
DIVISION OF PARI-MUTUEL WAGERING

SCHEDULE OF GENERAL FIXED ASSETS  
JUNE 30, 1985

GENERAL FIXED ASSETS

Books	\$ 8,089.60
Automobiles	111,353.75
Office Furniture	42,325.25
Office Equipment	180,764.14
Laboratory Equipment	666,140.84
Other Equipment	8,162.46
Leasehold Improvements	<u>272,562.03</u>
TOTAL GENERAL FIXED ASSETS	<u>\$1,289,398.07</u>

INVESTMENT IN GENERAL FIXED ASSETS

Special Revenue Fund	\$ 998,280.01
Donations	4,500.00
Transfers from Other Divisions	4,765.97
Property Acquired Prior to June 30, 1978	266,054.64
Other Sources	<u>15,797.45</u>
TOTAL INVESTMENT IN GENERAL FIXED ASSETS	<u>\$1,289,398.07</u>

DEPARTMENT OF BUSINESS REGULATION  
DIVISION OF PARI-MUTUEL WAGERING

SCHEDULE OF GENERAL LONG TERM DEBT  
JUNE 30, 1985

Amount to be Provided	<u>\$147,491.69</u>
TOTAL	<u><u>\$147,491.69</u></u>
Installment Purchases	\$ 560.52
Accrued Leave Payable	<u>146,931.17</u>
TOTAL	<u><u>\$147,491.69</u></u>

**DEPARTMENT OF BUSINESS REGULATION**  
**DIVISION OF PARI-MUTUEL WAGERING**  
**GENERAL REVENUE AGENCY FUND**  
**SUPPLEMENTAL SCHEDULE OF RECEIPTS AND DISBURSEMENTS**  
**ESTIMATED AND ACTUAL**  
**FOR THE FISCAL YEAR ENDED JUNE 30, 1985**

	<i>Estimated</i>	<i>Actual</i>	<i>Variance</i>
<b>RECEIPTS</b>			
Taxes	\$60,000,000.00	\$59,457,570.15	\$(542,429.85)
Fines	36,000.00	35,716.00	(284.00)
Miscellaneous	2,200.00	2,133.90	(66.10)
<b>TOTAL RECEIPTS</b>	<b>\$60,038,200.00</b>	<b>\$59,495,420.05</b>	<b>\$(542,779.95)</b>
<b>DISBURSEMENTS</b>			
Deposits to General Revenue	\$60,038,200.00	\$59,495,420.05	\$ 542,779.95
<b>TOTAL DISBURSEMENTS</b>	<b>\$60,038,200.00</b>	<b>\$59,495,420.05</b>	<b>\$ 542,779.95</b>
Excess (Deficiency) Receipts Over Disbursements	<b>\$ -0-</b>	<b>\$ -0-</b>	<b>\$ -0-</b>


DEPARTMENT OF BUSINESS REGULATION  
 DIVISION OF PARI-MUTUEL WAGERING  
**TAX COLLECTION TRUST FUND**  
**SUPPLEMENTAL SCHEDULE OF RECEIPTS AND DISBURSEMENTS**  
**ESTIMATED AND ACTUAL**  
**FOR THE FISCAL YEAR ENDED JUNE 30, 1985**

	<u>Estimated</u>	<u>Actual</u>	<u>Variance</u>
<b><u>RECEIPTS</u></b>			
Taxes	\$56,687,500.00	\$54,860,141.27	\$(1,827,358.73)
Licenses	700,000.00	653,714.00	(46,286.00)
Fees	57,000.00	55,550.00	(1,450.00)
Miscellaneous	6,000.00	6,127.62	127.62
<b>TOTAL RECEIPTS</b>	<b><u>\$57,450,500.00</u></b>	<b><u>\$55,575,532.89</u></b>	<b><u>\$(1,874,967.11)</u></b>
<b><u>DISBURSEMENTS</u></b>			
Refunds	\$ 10,000.00	\$ 6,658.00	\$ 3,342.00
Transfers to General Revenue	24,000,000.00	22,320,245.36	1,679,754.64
Aid to Counties	29,915,500.00	29,915,500.00	-0-
Service Charge to General Revenue	3,525,000.00	3,333,129.53	191,870.47
<b>TOTAL DISBURSEMENTS</b>	<b><u>\$57,450,500.00</u></b>	<b><u>\$55,575,532.89</u></b>	<b><u>\$ 1,874,967.11</u></b>
Excess (Deficiency) Receipts Over Disbursements	<u>\$ -0-</u>	<u>\$ -0-</u>	<u>\$ -0-</u>

DEPARTMENT OF BUSINESS REGULATION  
DIVISION OF PARI-MUTUEL WAGERING

COLLECTIONS FOR OTHER STATE AGENCIES  
SUPPLEMENTAL SCHEDULE OF RECEIPTS AND DISBURSEMENTS  
ESTIMATED AND ACTUAL  
FOR THE FISCAL YEAR ENDED JUNE 30, 1985

	<u>Estimated</u>	<u>Actual</u>	<u>Variance</u>
<b>RECEIPTS</b>			
Taxes	\$3,400,000.00	\$3,301,345.37	\$(98,654.63)
<b>TOTAL RECEIPTS</b>	<u>3,400,000.00</u>	<u>3,301,345.37</u>	<u>(98,654.63)</u>
<b>DISBURSEMENTS</b>			
Deposits to Other State Agencies	3,400,000.00	3,301,345.37	98,654.63
<b>TOTAL DISBURSEMENTS</b>	<u>4,300,000.00</u>	<u>3,301,345.37</u>	<u>98,654.63</u>
Excess (Deficiency) Receipts Over Disbursements	<u>\$ -0-</u>	<u>\$ -0-</u>	<u>\$ -0-</u>



	Owners' Awards	Withheld For Purses	Withheld For Capital Improvement	Total Track Revenues From P/M Handle	Paid To Public
<b>GREYHOUND RACING</b>					
Associated Outdoor	0.00	490,605.73	919,954.73	10,911,515.53	72,093,887.40
Bayard Raceways, Inc.	0.00	180,993.92	180,993.92	3,691,508.57	25,024,907.60
Biscayne Kennel Club	0.00	848,775.97	1,586,695.28	18,899,821.75	125,036,521.15
Bonita Ft. Myers Club	0.00	229,085.88	415,641.84	5,246,332.46	34,462,417.60
Daytona Beach Kennel Club	0.00	136,577.92	263,639.39	3,312,225.63	21,605,746.37
Investment Corporation	0.00	348,068.82	357,338.68	7,448,265.22	51,451,274.67
Investment Corporation	0.00	532,403.82	999,640.85	12,279,728.35	81,748,171.55
Jacksonville Kennel Club	0.00	257,875.29	257,875.29	5,319,937.01	36,375,961.85
Jefferson County Kennel Club	0.00	95,812.18	183,209.15	2,266,066.43	14,439,847.15
Keys Racing Inc.	0.00	29,864.74	29,864.74	767,563.45	4,249,951.70
Orange Park Kennel Club	0.00	256,806.26	256,806.26	5,283,444.14	36,100,887.55
Pensacola Greyhound Club	0.00	123,240.61	238,857.43	3,083,586.29	19,687,721.40
Sanford Orlando Kennel Club	0.00	320,593.44	589,454.59	6,872,724.91	44,794,167.10
Sarasota Kennel Club	0.00	269,043.97	499,221.04	5,964,270.02	39,001,708.36
Seminole Greyhound Club	0.00	200,998.62	372,139.52	4,381,134.60	28,234,082.09
St. Petersburg Kennel Club	0.00	569,038.09	585,221.71	12,322,035.87	85,961,114.27
Washington County Kennel Club	0.00	108,775.08	205,446.22	2,646,517.99	16,995,841.40
West Flagler Association	0.00	213,635.53	404,335.22	4,841,551.37	32,002,029.65
<b>TOTAL GREYHOUND RACING</b>	<b>0.00</b>	<b>5,212,195.87</b>	<b>8,346,335.86</b>	<b>115,538,229.59</b>	<b>769,266,238.86</b>
<b>JAI-ALAI FRONTON</b>					
Dania Jai-Alai Palace	0.00	0.00	544,611.18	6,10,743.02	38,350,396.87
Florida Jai-Alai, Inc.	0.00	0.00	268,914.36	3,631,728.60	21,781,732.94
Fort Pierce Jai-Alai	0.00	0.00	175,444.66	2,510,686.16	14,881,715.20
Golden Crown Casino	0.00	0.00	111,702.83	1,685,944.87	9,858,266.30
Miami Jai-Alai	0.00	0.00	688,590.17	8,313,726.86	50,232,159.07
Ocala Jai-Alai	0.00	0.00	178,083.04	2,419,600.30	14,250,574.60
Sports Palace, Inc.	0.00	0.00	165,378.49	2,361,629.46	13,602,699.32
Summer Jai-Alai	0.00	0.00	424,055.25	6,807,183.35	42,220,541.64
Summersport Entertainment	0.00	0.00	258,029.55	4,563,073.58	28,590,651.16
Tampa Jai-Alai	0.00	0.00	399,672.53	5,502,472.56	33,527,828.27
The Fronton, Inc.	0.00	0.00	362,489.47	5,168,214.73	31,529,211.85
Volusia Jai-Alai, Inc.	0.00	0.00	225,291.90	3,275,099.38	19,675,024.69
<b>TOTAL JAI-ALAI FRONTON</b>	<b>0.00</b>	<b>0.00</b>	<b>3,602,263.43</b>	<b>52,370,102.87</b>	<b>318,500,802.11</b>
<b>THOROUGHBRED RACING</b>					
Calder Race Course	918,315.68	12,683,269.90	1,203,830.59	27,366,235.55	114,425,426.69
Gulfstream Park Race Track	0.00	8,620,504.32	941,049.50	18,636,693.68	92,162,395.40
Hialeah, Inc.	0.00	5,346,568.67	587,156.53	11,896,022.94	57,318,106.35
Tampa Bay Downs	190,521.42	2,689,283.59	249,143.58	6,400,430.66	24,088,482.27
Tropical Park, Inc.	405,115.81	5,054,407.93	513,895.66	11,239,861.38	49,081,928.95
<b>TOTAL THOROUGHBRED RACING</b>	<b>1,513,952.91</b>	<b>34,394,034.41</b>	<b>3,495,075.86</b>	<b>75,539,244.21</b>	<b>337,076,339.66</b>
<b>HARNESS RACING</b>					
ASSOCIATION: PENNSYLVANIA ASSOCIATES, LTD.	0.00	5,537,637.87	514,655.25	11,753,167.10	46,584,363.16
<b>TOTAL HARNESS RACING</b>	<b>0.00</b>	<b>5,537,637.87</b>	<b>514,655.25</b>	<b>11,753,167.10</b>	<b>46,584,363.16</b>
<b>QUARTER HORSE RACING</b>					
ASSOCIATION: PENNSYLVANIA ASSOCIATES, LTD.	0.00	140,958.90	17,379.40	372,023.99	1,517,075.62
<b>TOTAL QUARTER HORSE RACING</b>	<b>0.00</b>	<b>140,958.90</b>	<b>17,379.40</b>	<b>372,023.99</b>	<b>1,517,075.62</b>
<b>TOTAL ALL TRACK FRONTONS</b>	<b>1,513,952.91</b>	<b>45,284,827.05</b>	<b>15,975,709.80</b>	<b>255,572,767.76</b>	<b>1,472,944,819.41</b>

**EXHIBIT "E"**  
**DIVISION OF PARI-MUTUEL WAGERING**  
**SUMMARY OF RACING REVENUES FOR REGULAR PERFORMANCES**  
**FOR FISCAL YEAR 1984-1985**

No. Race Days	No. Post Hold	Paid Attendance	Pari-Mutuel Handle	Tax On Attendance	Daily License Fee	Tax On Handle	State Sales Taxes	Total Tax To State	IN Quarter Horse P. M. Handle			Breaks			Total Collections For Quarter Horse Promotion Trust Fund	Total Collections By Florida Thoroughbred Breeders' Association	Total Collections By Florida Standardbred Breeders' Association	Track Commission	Owner's Funds	Withheld For Purse	Withheld For Capital Improvement	Total Track Revenues From P. M. Handle	Paid To Public						
									Appalachian Racing Promotion Fund		Arabian Racing Promotion Fund		Quarter Horse Racing Promotion Trust Fund											Appalachian Racing Promotion Fund		Arabian Racing Promotion Fund		Quarter Horse Racing Promotion Trust Fund	
<b>GREYHOUND RACING ASSOCIATIONS</b>																													
104	133	822,011	90,961,855.00	116,422.80	161,290.00	6,575,000.96	314,492.38	297,748.74	7,472,874.92						5,900,950.87	0.00	190,605.73	419,594.78	10,811,515.33	72,093,867.80									
96	128	255,437	31,822,568.00	33,430.20	140,960.00	2,116,316.58	0.00	36,893.23	2,359,600.03						5,325,520.73	0.00	140,901.92	180,993.92	5,691,506.37	23,024,907.80									
159	210	1,222,209	156,729,462.00	126,997.19	219,000.00	11,457,719.07	727,732.68	588,847.53	12,999,616.39						16,464,550.50	0.00	446,775.97	1,368,693.28	18,888,821.75	123,059,321.13									
108	159	517,527	43,296,414.00	63,780.64	165,360.00	2,860,929.77	181,775.80	158,728.28	3,551,474.58						4,601,604.74	0.00	229,065.86	115,841.84	5,246,512.40	34,942,517.80									
87	125	327,331	27,862,301.00	37,801.67	130,000.00	1,810,214.81	122,836.93	72,402.24	2,182,229.67						2,912,086.32	0.00	136,377.82	263,639.39	3,512,225.93	21,865,746.57									
107	160	649,582	63,785,443.00	79,866.13	165,360.00	4,343,213.72	0.00	170,329.89	5,968,769.52						6,712,857.72	0.00	348,968.82	537,338.68	7,448,265.22	51,451,274.07									
104	156	926,189	102,402,476.00	105,047.00	162,240.00	7,486,184.21	196,749.13	259,344.76	8,179,424.00						10,747,685.88	0.00	352,405.82	999,640.30	12,279,728.35	81,748,121.33									
108	143	477,565	33,678,967.00	53,657.20	148,720.00	3,334,351.69	0.00	80,695.13	3,457,425.34						4,404,146.13	0.00	257,875.29	257,875.29	5,319,997.91	36,373,961.90									
104	123	161,928	18,300,214.00	16,192.40	130,000.00	1,136,116.24	87,892.78	98,134.40	1,412,493.22						1,987,045.10	0.00	36,812.18	29,866.53	2,286,866.53	11,459,947.13									
105	121	66,714	5,272,140.00	6,671.40	73,800.00	163,103.16	0.00	16,191.09	201,566.25						3,799,833.82	0.00	29,866.53	29,866.53	3,829,700.35	19,189,807.35									
107	141	892,683	11,747,299.00	48,465.45	119,760.00	3,427,199.18	0.00	85,953.13	3,411,772.36						3,942,676.80	0.00	123,249.11	218,407.13	4,063,386.29	19,667,721.40									
128	189	278,192	24,626,784.00	30,437.01	172,140.00	3,333,119.38	113,617.64	93,299.19	3,955,933.32						4,799,833.82	0.00	289,043.97	499,221.04	5,964,279.02	39,011,708.36									
105	159	323,425	34,593,205.00	46,394.30	163,360.00	3,967,923.42	239,523.33	123,665.22	4,361,413.98						5,342,141.80	0.00	289,043.97	499,221.04	5,964,279.02	39,011,708.36									
98	149	450,184	49,895,191.00	56,569.77	154,260.00	3,432,969.79	118,611.69	3,996,234.38	229,023.23						5,342,141.80	0.00	289,043.97	499,221.04	5,964,279.02	39,011,708.36									
104	157	390,229	53,420,215.00	54,833.33	164,800.00	2,893,456.48	164,800.00	82,094.09	2,809,481.88						3,962,676.80	0.00	320,369.44	589,454.58	4,872,724.91	44,794,167.10									
107	156	1,064,760	106,532,084.00	130,818.16	162,240.00	7,480,084.70	0.00	297,219.16	8,406,402.62						11,457,719.07	0.00	369,028.09	563,221.71	12,322,655.87	83,961,114.27									
109	147	213,492	21,291,070.00	28,103.96	132,800.00	1,358,423.57	96,028.61	61,060.64	1,676,724.37						2,332,296.80	0.00	106,775.98	285,446.22	2,648,517.00	16,995,811.80									
8	73	426,152	10,117,053.00	15,128.53	73,820.00	2,910,282.92	186,533.13	101,651.91	3,209,040.53						4,025,500.02	0.00	213,635.33	404,533.22	4,431,533.57	32,002,029.05									
TOTAL GREYHOUND TRACKS		1,805	2,678	8,361,630	969,482,648.00	1,114,120.58	2,719,320.00	67,961,963.29	1,046,008.98	2,870,880.28	77,192,300.13				101,979,687.86	0.00	5,212,195.87	8,346,353.86	113,538,239.36	769,236,238.86									
<b>HAWAII FRONTONS</b>																													
110	159	614,279	47,957,280.00	79,876.27	163,360.00	3,122,732.09	115,130.03	72,497.59	3,556,006.38						5,796,131.84	0.00	0.00	541,611.18	6,107,743.02	38,356,996.87									
107	159	293,637	27,415,172.00	38,432.41	163,360.00	1,601,111.53	131,271.50	92,247.41	2,054,443.27						3,502,814.24	0.00	0.00	368,914.36	3,611,728.60	21,781,732.94									
105	169	273,015	18,719,075.00	30,421.46	166,400.00	1,013,054.29	30,000.00	25,107.01	1,352,009.59						2,335,241.50	0.00	0.00	175,444.96	2,510,686.46	14,881,713.29									
110	142	133,902	12,908,189.00	17,667.26	147,600.00	828,357.61	90,136.78	17,623.44	871,643.09						1,574,242.04	0.00	0.00	111,302.88	1,685,544.92	9,848,266.30									
105	159	640,861	63,502,420.00	100,022.23	163,360.00	4,212,275.33	307,569.52	171,699.20	4,854,956.30						7,825,136.09	0.00	0.00	688,590.17	8,313,726.86	50,232,159.07									
105	159	228,158	17,098,325.00	29,829.54	163,360.00	961,396.02	86,117.70	23,274.38	1,297,977.64						2,214,517.25	0.00	0.00	178,083.04	2,418,600.30	15,030,574.00									
112	168	225,167	12,115,079.00	29,271.71	111,530.00	931,191.91	82,031.60	23,296.48	1,160,521.73						2,196,250.97	0.00	0.00	165,378.49	2,361,629.80	13,602,699.32									
105	159	328,183	52,482,187.00	76,368.91	163,360.00	3,468,134.18	302,896.74	58,931.09	3,971,648.30						4,383,128.10	0.00	0.00	421,895.25	4,803,183.35	42,220,341.64									
105	105	112,478	33,748,280.00	53,409.11	109,440.00	2,851,275.65	81,325.63	82,241.99	2,864,171.40						4,505,044.03	0.00	0.00	254,829.53	4,560,873.56	28,500,651.16									
105	159	574,682	42,174,621.00	73,422.26	163,360.00	2,712,174.28	199,234.11	67,332.56	3,219,621.13						5,102,800.09	0.00	0.00	399,872.55	5,502,672.56	33,527,628.27									
108	159	162,519	19,666,013.00	46,127.47	163,360.00	2,352,642.10	187,880.19	62,709.73	2,603,715.80						4,085,725.26	0.00	0.00	302,469.47	4,388,211.73	31,529,211.85									
123	173	363,361	21,706,070.00	47,236.92	170,920.00	1,478,228.61	116,176.18	11,229.80	1,603,782.86						3,019,807.48	0.00	0.00	223,291.90	3,273,899.38	18,673,624.09									
TOTAL HAWAII FRONTONS		1,362	1,833	1,722,111	989,972,327.00	641,336.38	1,453,490.00	25,198,277.29	1,539,747.29	3,567,887.56	29,742,738.36				48,262,839.44	0.00	0.00	3,462,263.43	52,730,102.87	318,360,402.11									
<b>THOROUGHBRED RACING ASSOCIATIONS</b>																													
132	132	853,316	126,263,197.00	186,132.98	131,000.00	3,319,933.33	0.00	0.00	3,811,494.51						822,363.23	822,363.23	12,566,819.38	918,573.68	12,685,269.98	1,205,830.58	77,360,253.33	11,432,626.00							
90	90	344,161	114,900,056.00	166,991.65	50,000.00	3,368,274.87	0.00	0.00	3,722,156.92						585,799.00	585,799.00	9,073,159.66	0.00	8,820,569.32	941,099.50	18,656,693.60	92,742,393.80							
90	90	551,691	71,493,420.00	108,986.21	50,000.00	1,864,023.61	0.00	0.00	2,013,803.80						556,563.10	556,563.10	5,962,297.74	0.00	5,566,822.94	587,136.53	11,896,822.94	57,518,106.53							
71	71	284,353	30,776,341.00	44,946.04	47,000.00	2,803,106.00	0.00	0.00	3,048,179.94						184,399.87	184,399.87	3,271,482.87	140,520.42	2,660,295.50	249,133.58	6,800,130.00	23,088,492.27							
90	90	358,567	62,267,120.00	76,988.75	50,000.00	1,539,428.54	0.00	0.00	1,688,487.87						256,541.90	256,541.90	355,407.53	105,115.81	5,054,867.95	513,891.90	14,891,928.90	49,861,928.90							
TOTAL THOROUGHBRED TRACKS		536	536	2,535,091	425,771,960.00	480,248.64	657,280.00	16,477,619.53	0.00	0.00	11,854,658.98				2,280,149.78	2,280,149.78	36,136,181.83	1,513,932.91	44,594,094.44	3,895,875.86	73,589,234.21	337,876,339.80							
<b>HARNESS RACING ASSOCIATIONS</b>																													
ASSOCIATION, POMPANO PARK																													
ASSOCIATES, L. D. HARRIS, VA.																													
120	120	582,789	58,517,369.00	110,621.33	132,000.00	776,429.73	0.00	0.00	1,051,701.28						298,812.01	298,812.01	3,700,879.98	0.00	5,337,687.87	514,855.25	11,733,167.10	66,544,363.16							
TOTAL HARNESS TRACKS		120	120	582,789	58,517,369.00	110,621.33	132,000.00	776,429.73	0.00	0.00	1,051,701.28				298,812.01	298,812.01	3,700,879.98	0.00	5,337,687.87	514,855.25	11,733,167.10	66,544,363.16							
<b>QUARTER HORSE RACING ASSOCIATIONS</b>																													
ASSOCIATION, POMPANO PARK																													
ASSOCIATES, L. D. HARRIS, VA.																													
12	12	21,682	1,393,314.00	2,847.32	12,800.00	0.00	0																						




**EXHIBIT "E"**  
**DIVISION OF PARI-MUTUEL WAGERING**  
**SUMMARY OF RACING REVENUES FOR REGULAR PERFORMANCES**  
**FOR FISCAL YEAR 1984-1985**

	No. Race Days	No. Perf. Held	Paid Attendance	Pari-Mutuel Handle	Tax On Attendance	Daily License Fee	Tax On Handle	State 50% Surtax	Breaks	Total Tax To State	1% Quarter Horse P/M Handle			Breaks			To Collected For Quarter Prom Trust
											Appaloosa Racing Promotion Fund	Arabian Racing Promotion Fund	Quarter Horse Racing Promotion Trust Fund	Appaloosa Racing Promotion Fund	Arabian Racing Promotion Fund	Quarter Horse Racing Promotion Trust Fund	
<b>GREYHOUND RACING ASSOCIATIONS</b>																	
Associated Outdoor Clubs, Inc.	104	155	822,011	90,361,855.00	116,422.85	161,200.00	6,573,000.96	414,492.38	207,758.73	7,472,874.92							
Bayard Raceways, Inc.	96	126	255,453	31,022,586.00	33,430.20	130,960.00	2,118,316.58	0.00	56,893.25	2,339,600.05							
Biscayne Kennel Club, Inc.	159	240	1,222,209	156,759,462.00	126,497.49	249,600.00	11,457,719.07	727,752.68	388,047.35	12,949,616.59							
Bonita Ft. Myers Corporation	108	159	517,327	43,196,444.00	63,780.64	165,360.00	2,980,829.77	181,775.89	159,728.28	3,551,474.58							
Daviona Beach Kennel Club, Inc.	87	125	327,335	27,062,391.00	37,801.67	150,000.00	1,819,241.81	122,836.95	72,340.24	2,182,220.67							
Investment Corporation of Palm Beach	107	160	649,982	63,780,443.00	79,866.41	165,360.00	4,545,213.72	0.00	170,329.39	4,960,769.52							
Investment Corporation of South Florida	104	156	926,189	102,402,476.00	105,047.90	162,240.00	7,486,188.21	466,783.13	259,364.76	8,479,624.00							
Jacksonville Kennel Club, Inc.	108	143	437,965	45,079,667.00	53,637.20	148,720.00	3,154,351.69	0.00	80,693.45	3,437,425.34							
Jefferson County Kennel Club, Inc.	104	125	181,928	18,100,214.00	18,192.80	150,000.00	1,158,116.21	87,032.78	39,151.40	1,412,493.22							
Keys Racing Inc.	105	124	66,714	5,272,410.00	6,671.40	73,600.00	165,103.16	0.00	16,191.69	261,566.25							
Orange Park Kennel Club, Inc.	107	144	392,085	44,747,239.00	48,865.05	149,760.00	3,127,190.18	0.00	85,957.13	3,411,772.36							
Pensacola Greyhound Park, Inc.	128	180	270,192	24,656,784.00	30,437.01	177,440.00	1,533,119.48	115,617.64	59,299.19	1,915,913.32							
Sanford Orlando Kennel Club, Inc.	105	159	525,423	56,183,203.00	68,304.99	165,360.00	3,967,823.42	259,524.35	123,603.22	4,584,615.98							
Sarasota Kennel Club, Inc.	99	149	450,104	48,895,534.00	56,688.77	154,960.00	3,432,960.59	223,023.23	118,611.80	3,986,244.39							
Seminole Greyhound Park, Inc.	104	157	330,229	35,420,243.00	34,455.53	164,000.00	2,393,638.46	164,693.16	82,694.69	2,859,481.84							
St. Petersburg Kennel Club, Inc.	103	156	1,044,760	106,532,694.00	150,858.16	162,240.00	7,800,084.70	0.00	287,219.16	8,400,402.02							
Washington County Kennel Club, Inc.	109	147	215,492	21,291,070.00	28,013.96	150,000.00	1,338,821.33	96,028.64	61,060.64	1,676,724.57							
West Flagler Associates, Ltd.	48	73	326,432	40,117,933.00	35,128.55	75,920.00	2,910,262.92	186,533.15	101,633.91	3,309,480.53							
<b>TOTAL GREYHOUND TRACKS</b>	<b>1,885</b>	<b>2,678</b>	<b>8,961,830</b>	<b>960,882,648.00</b>	<b>1,114,120.58</b>	<b>2,719,520.00</b>	<b>67,941,985.29</b>	<b>3,046,093.98</b>	<b>2,370,580.28</b>	<b>77,192,300.13</b>							
<b>JAI-ALAI FRONTONS</b>																	
Dania Jai-Alai Palace, Inc.	110	159	614,279	47,957,290.00	79,856.27	165,360.00	3,122,742.69	115,150.03	72,897.39	3,556,006.38							
Florida Jai-Alai, Inc.	107	159	295,637	27,413,472.00	38,432.81	165,360.00	1,664,131.55	131,271.50	39,247.41	2,088,443.27							
Fort Pierce Jai-Alai	105	160	234,013	18,719,073.00	30,421.95	166,400.00	1,045,054.29	90,050.31	25,167.04	1,357,093.59							
Golden Crown Corporation	110	142	135,902	12,398,189.00	17,667.26	147,680.00	628,537.61	60,136.78	17,623.44	871,645.09							
Miami Jai-Alai	105	159	640,861	63,302,820.00	100,022.23	165,360.00	4,212,275.35	307,689.52	71,609.20	4,856,956.30							
Okala Jai-Alai	105	159	229,438	17,938,323.00	29,829.54	165,360.00	991,396.02	86,117.70	25,274.38	1,297,977.64							
Sports Palace, Inc.	112	160	225,167	17,115,379.00	29,271.71	114,530.00	931,191.94	82,031.60	23,296.48	1,180,321.73							
Summer Jai-Alai	105	159	529,435	52,822,185.00	79,558.91	165,360.00	3,468,150.18	102,898.74	58,051.09	3,874,018.92							
Summersport Enterprises, Ltd.	105	105	412,378	35,748,290.00	53,609.14	109,440.00	2,351,753.65	81,129.63	52,241.98	2,648,174.40							
Tampa Jai-Alai	105	159	579,402	42,174,621.00	75,322.26	165,360.00	2,712,173.20	199,234.41	67,552.56	3,219,642.43							
The Fronton, Inc.	108	159	462,519	39,646,015.00	60,127.47	165,360.00	2,532,642.10	187,880.59	62,705.73	3,008,715.89							
Volusia Jai-Alai, Inc.	125	173	363,361	24,736,670.00	47,236.93	179,920.00	1,449,228.65	116,176.48	41,220.80	1,833,782.86							
<b>TOTAL JAI-ALAI FRONTONS</b>	<b>1,302</b>	<b>1,853</b>	<b>4,722,414</b>	<b>399,972,327.00</b>	<b>641,356.48</b>	<b>1,875,490.00</b>	<b>25,109,277.23</b>	<b>1,559,767.29</b>	<b>556,887.50</b>	<b>29,742,778.50</b>							
<b>THOROUGHBRED RACING ASSOCIATIONS</b>																	
Calder Race Course, Inc.	132	132	853,316	146,265,197.00	190,452.98	131,000.00	3,519,951.33	0.00	0.00	3,841,404.51							
Gulfstream Park Racing Association, Inc.	50	50	544,161	114,940,056.00	166,984.65	50,900.00	3,504,271.87	0.00	0.00	3,722,156.52							
Hialeah, Inc.	50	50	334,694	71,485,620.00	100,906.24	50,900.00	1,864,025.61	0.00	0.00	2,015,831.85							
Tampa Bay Downs	74	74	264,353	30,776,341.00	64,946.04	74,300.00	28,933.00	0.00	0.00	168,179.04							
Tropical Park, Inc.	50	50	338,567	62,267,326.00	76,958.73	50,100.00	1,559,828.34	0.00	0.00	1,686,887.07							
<b>TOTAL THOROUGHBRED TRACKS</b>	<b>356</b>	<b>356</b>	<b>2,335,091</b>	<b>425,734,940.00</b>	<b>600,248.64</b>	<b>357,200.00</b>	<b>10,477,010.35</b>	<b>0.00</b>	<b>0.00</b>	<b>11,434,458.99</b>							
<b>HARNESS RACING ASSOCIATIONS</b>																	
ASSOCIATION: POMPANO PARK ASSOCIATES, LTD.-HARNESS																	
<b>TOTAL HARNESS TRACKS</b>	<b>120</b>	<b>120</b>	<b>502,799</b>	<b>59,557,369.00</b>	<b>110,674.35</b>	<b>142,600.00</b>	<b>778,426.73</b>	<b>0.00</b>	<b>0.00</b>	<b>1,081,701.28</b>							
<b>QUARTER HORSE RACING ASSOCIATIONS</b>																	
ASSOCIATION: POMPANO PARK ASSOCIATES, LTD.-QUARTER HORSE																	
<b>TOTAL QUARTERHORSE TRACKS</b>	<b>12</b>	<b>12</b>	<b>21,682</b>	<b>1,933,314.00</b>	<b>2,847.32</b>	<b>12,800.00</b>	<b>0.00</b>	<b>0.00</b>	<b>0.00</b>	<b>15,647.32</b>	<b>2,263.91</b>	<b>2,778.17</b>	<b>14,291.06</b>	<b>1,414.71</b>	<b>1,736.08</b>	<b>8,930.46</b>	<b>31.4</b>
<b>TOTAL ALL TRACKS AND FRONTONS</b>	<b>3,675</b>	<b>5,019</b>	<b>16,543,816</b>	<b>1,848,080,598.00</b>	<b>2,469,247.77</b>	<b>3,107,610.00</b>	<b>104,306,699.60</b>	<b>4,605,861.27</b>	<b>2,927,467.78</b>	<b>119,416,886.42</b>	<b>2,263.91</b>	<b>2,778.17</b>	<b>14,291.06</b>	<b>1,414.71</b>	<b>1,736.08</b>	<b>8,930.46</b>	<b>31.4</b>

**EXHIBIT "E"**  
**DIVISION OF PARI-MUTUEL WAGERING**  
**SUMMARY OF RACING REVENUES FOR REGULAR PERFORMANCES**  
**FOR FISCAL YEAR 1984-1985**

Appaloosa Racing Promotion Fund	1% Quarter Horse P/M Handle		Appaloosa Racing Promotion Fund	Breaks		Total Collections For Quarter Horse Promotion Trust Fund	Breaks	Total Collections By Florida Thoroughbred Breeders' Association	Total Collections By Florida Standardbred Breeders' and Owners' Association	Track Commission	Owners' Awards	Withheld For Purses	Withheld For Capital Improvement	Total Track Revenues From P/M Handle	Paid To Public
	Arabian Racing Promotion Fund	Quarter Horse Racing Promotion Trust Fund		Arabian Racing Promotion Fund	Quarter Horse Racing Promotion Trust Fund										
										9,500,955.07	0.00	490,605.73	919,954.73	10,911,515.53	72,093,887.40
										3,329,520.75	0.00	180,993.92	180,993.92	3,691,508.57	25,024,907.60
										16,464,350.50	0.00	848,775.97	1,586,695.28	18,899,821.75	125,036,521.15
										4,601,604.74	0.00	229,085.88	415,641.84	5,246,332.46	34,462,417.60
										2,912,008.32	0.00	156,577.92	263,639.39	3,312,225.63	21,605,746.37
										6,742,857.72	0.00	348,068.82	357,338.68	7,448,265.22	51,451,274.67
										10,747,685.68	0.00	532,403.82	999,640.85	12,279,728.35	81,748,171.55
										4,804,186.43	0.00	257,875.29	5,319,937.01	36,375,961.85	
										1,987,045.10	0.00	95,812.18	183,209.15	2,266,066.43	14,439,847.15
										707,833.97	0.00	29,864.74	29,864.74	767,563.45	4,249,951.70
										4,769,831.62	0.00	256,806.26	256,806.26	5,283,444.14	36,100,887.55
										2,721,488.25	0.00	123,240.61	238,857.43	3,083,586.29	19,687,721.40
										5,962,676.88	0.00	320,593.44	589,454.59	6,872,724.91	44,794,167.10
										5,196,005.01	0.00	269,043.97	499,221.04	5,964,270.02	39,001,708.36
										3,807,996.46	0.00	200,998.62	372,139.52	4,381,134.60	28,234,082.09
										11,167,776.07	0.00	569,038.09	585,221.71	12,322,035.87	85,961,114.27
										2,332,296.69	0.00	108,775.08	205,446.22	2,646,517.99	16,995,841.40
										4,225,580.62	0.00	213,635.53	404,335.22	4,841,551.37	32,002,029.65
										101,979,697.86	0.00	5,212,195.87	8,346,335.86	115,538,229.59	769,266,238.86
										5,786,131.84	0.00	0.00	344,611.18	6,10,743.02	38,350,396.87
										3,362,814.24	0.00	0.00	268,914.36	3,631,728.60	21,781,732.94
										2,335,241.50	0.00	0.00	175,444.66	2,510,686.16	14,881,715.20
										1,574,242.04	0.00	0.00	111,702.83	1,685,944.87	9,858,266.30
										7,625,136.69	0.00	0.00	688,590.17	8,313,726.86	50,232,159.07
										2,241,517.26	0.00	0.00	178,083.04	2,419,600.30	14,250,574.60
										2,196,250.97	0.00	0.00	165,378.49	2,361,629.46	13,602,699.52
										6,383,128.10	0.00	0.00	424,055.25	6,807,183.35	42,220,541.64
										4,305,044.03	0.00	0.00	258,029.55	4,563,073.58	28,590,651.16
										5,102,800.03	0.00	0.00	399,672.53	5,502,472.56	33,527,828.27
										4,805,725.26	0.00	0.00	362,489.47	5,168,214.73	31,529,211.85
										3,049,807.48	0.00	0.00	225,291.90	3,275,099.38	19,675,024.69
										48,767,839.44	0.00	0.00	3,602,263.43	52,370,102.87	318,500,802.11
							822,583.23	822,583.23		12,560,819.38	918,315.68	12,683,269.90	1,203,830.59	27,366,235.55	114,425,426.69
							585,795.05	585,795.05		9,075,139.86	0.00	8,620,504.32	941,049.50	18,636,693.68	92,162,395.40
							356,565.10	356,565.10		5,962,297.74	0.00	5,346,568.67	587,156.53	11,896,022.94	57,318,106.35
							184,395.07	184,395.07		3,271,482.07	190,521.42	2,689,283.59	249,143.58	6,400,430.66	24,088,482.27
							335,807.33	335,807.33		5,266,441.98	405,115.81	5,054,407.93	513,895.66	11,239,861.38	49,081,928.95
							2,285,145.78	2,285,145.78		36,136,181.03	1,513,952.91	34,394,084.41	3,495,075.86	75,539,244.21	337,076,339.66
									298,812.01	5,700,873.98	0.00	5,537,637.87	514,655.25	11,753,167.10	46,584,363.16
									298,812.01	5,700,873.98	0.00	5,537,637.87	514,655.25	11,753,167.10	46,584,363.16
2,263.91	2,778.17	14,291.06	1,414.71	1,736.08	8,930.46	31,414.39	298,812.01			213,685.69	0.00	140,958.90	17,379.40	372,023.99	1,517,075.62
2,263.91	2,778.17	14,291.06	1,414.71	1,736.08	8,930.46	31,414.39	298,812.01			213,685.69	0.00	140,958.90	17,379.40	372,023.99	1,517,075.62
2,263.91	2,778.17	14,291.06	1,414.71	1,736.08	8,930.46	31,414.39	2,583,957.79	2,285,145.78	298,812.01	192,798,278.00	1,513,952.91	45,284,827.05	15,975,709.80	255,572,767.76	1,472,944,819.41



	No. Race Days	No. Perfor- mances Held	Total Track Revenue, From P M Handle	Paid To Public
<b>GREYHOUND RACING ASSOCIATIONS</b>				
Associated Outdoor Clubs, Inc.	2	2	82,759.83	543,585.30
Bayard Raceways, Inc.	3	3	97,610.47	661,767.20
Biscayne Kennel Club, Inc.	2	2	159,697.33	1,054,697.70
Bonita Ft. Myers Corp.	5	5	115,830.39	746,022.10
Daytona Beach Kennel Club, Inc.	5	5	88,547.29	566,382.60
Investment Corp. of Palm Beach	5	5	184,258.45	1,264,239.98
Investment Corp. of South Fla.	2	2	94,323.47	621,559.15
Jacksonville Kennel Club, Inc.	4	4	133,384.99	903,736.95
Jefferson County Kennel Club, Inc.	6	6	76,173.79	473,152.80
Keys Racing Inc.	4	4	23,971.65	131,228.10
Orange Park Kennel Club, Inc.	3	3	86,812.12	588,750.10
Pensacola Greyhound Park, Inc.	3	3	40,497.57	252,985.00
Sanford Orlando Kennel Club, Inc.	5	5	175,994.05	1,137,772.65
Sarasota Kennel Club, Inc.	3	3	95,755.38	626,327.50
Seminole Greyhound Park, Inc.	1	1	20,491.32	130,323.30
St. Petersburg Kennel Club, Inc.	3	3	173,713.07	1,205,805.43
Washington County Kennel Club, Inc.	5	5	39,408.39	234,562.50
<b>TOTAL GREYHOUND TRACKS</b>	<b>61</b>	<b>61</b>	<b>1,689,229.56</b>	<b>11,143,098.36</b>
<b>JAI-ALAI FRONTONS</b>				
Dania Jai-Alai Palace, Inc.	5	5	126,722.66	783,727.73
Florida Jai-Alai, Inc.	5	5	85,126.07	505,326.51
Fort Pierce Jai-Alai	4	4	48,670.26	284,512.80
Golden Crown Corporation	5	5	19,480.54	101,102.00
Miami Jai-Alai	5	5	255,339.81	1,534,440.03
Ocala Jai-Alai	3	3	31,362.77	180,201.50
Sports Palace, Inc.	5	5	55,034.90	306,246.08
Summersport Enterprises, Ltd.	5	5	154,206.60	959,975.39
Tampa Jai-Alai	5	5	120,661.05	726,782.48
The Fronton, Inc.	5	5	133,153.33	807,278.10
Volusia Jai-Alai, Inc.	3	3	41,308.47	244,493.81
<b>TOTAL JAI-ALAI FRONTONS</b>	<b>50</b>	<b>50</b>	<b>1,071,066.46</b>	<b>6,134,086.43</b>
<b>THOROUGHBRED RACING ASSOCIATIONS</b>				
Calder Race Course, Inc.	8	8	1,097,672.00	4,499,664.73
Tampa Bay Downs	7	7	565,545.89	2,111,991.75
<b>TOTAL THOROUGHBRED TRACKS</b>	<b>15</b>	<b>15</b>	<b>1,663,217.89</b>	<b>6,611,656.48</b>
<b>HARNESS ASSOCIATIONS</b>				
Pompano Park Associates, Ltd.-Harness	3	3	237,618.73	907,377.34
<b>TOTAL HARNESS TRACKS</b>	<b>3</b>	<b>3</b>	<b>237,618.73</b>	<b>907,377.34</b>
<b>TOTAL ALL TRACKS AND FRONTONS</b>	<b>129</b>	<b>129</b>	<b>4,661,132.64</b>	<b>25,096,218.61</b>

**EXHIBIT "F"**  
**DIVISION OF PARI-MUTUEL WAGERING**  
**SUMMARY OF RACING REVENUES FOR CHARITY/SCHOLARSHIP DAY PERFORMANCES**  
**FOR FISCAL YEAR 1984-1985**


	No. Race Days	No. Performances Held	Paid Attendance	Pari-Mutuel Handle	Tax on Attendance	Tax on Handle	State Surtax	Breaks	Minimum Required Payment	Daily License Fee	Total Collections For State	Breaks	Collections By Florida Thoroughbred Breeders' Association	Collections By Florida Standardbred Breeders' and Owners' Association	Track Commission	Owners' Awards	Withheld For Purses	Withheld For Capital Improvement	Total Track Revenue From P M Handle	Paid To Public
<b>GREYHOUND RACING ASSOCIATIONS</b>																				
Associated Outdoor Clubs, Inc.	2	2	5,246	681,005.00	747.14	47,956.38	5,098.45	1,525.06	53,327.01	2,080.00	2,080.00				72,299.25	0.00	3,617.45	6,843.15	82,739.83	543,585.30
Bayard Raceways, Inc.	3	3	6,148	820,510.00	797.05	56,658.76	0.00	1,353.57	58,809.38	3,120.00	3,120.00				87,795.25	0.00	4,907.62	4,907.62	97,610.47	661,767.20
Bovayne Kennel Club, Inc.	2	2	10,377	1,322,700.00	1,063.89	96,725.20	6,108.71	3,391.06	107,288.86	2,080.00	2,080.00				138,876.95	0.00	7,327.17	13,493.21	159,697.33	1,054,697.70
Bonita P. Myers Corp.	3	3	9,394	935,871.00	1,128.31	61,626.19	4,041.30	3,151.02	69,946.82	5,200.00	5,200.00				101,119.27	0.00	5,242.46	9,468.66	115,830.39	746,022.10
Davona Beach Kennel Club, Inc.	5	5	7,482	709,719.00	918.66	44,438.66	5,251.41	1,899.04	50,507.77	5,200.00	5,200.00				77,873.10	0.00	3,619.33	7,054.86	88,547.29	566,382.60
Investment Corp. of Palm Beach	5	5	13,912	1,567,426.00	1,755.79	109,624.38	0.00	4,103.19	113,483.36	5,200.00	5,200.00				166,652.17	0.00	8,676.48	8,949.80	184,258.43	1,264,239.98
Investment Corp. of South Fla.	2	2	6,455	778,619.00	711.38	55,375.04	5,599.70	1,681.64	61,367.76	2,080.00	2,080.00				82,461.67	0.00	4,131.05	7,730.75	94,325.47	621,359.15
Jacksonville Kennel Club, Inc.	4	4	9,199	1,120,724.00	1,126.30	77,575.02	0.00	1,867.04	80,568.36	4,160.00	4,160.00				119,861.09	0.00	6,761.95	6,761.95	133,584.99	903,736.95
Jefferson County Kennel Club, Inc.	6	6	3,786	593,383.00	578.60	33,697.12	2,869.32	1,249.97	38,395.01	6,240.00	6,240.00				66,793.77	0.00	3,255.37	6,124.65	76,173.79	473,152.80
Keys Racing Inc.	4	4	2,282	162,729.00	228.20	4,767.40	0.00	411.85	5,407.45	2,350.00	2,350.00				22,095.75	0.00	937.95	937.95	23,971.63	131,228.10
Orange Park Kennel Club, Inc.	3	3	3,806	729,869.00	711.70	49,770.04	0.00	1,416.74	51,898.48	3,120.00	3,120.00				78,564.90	0.00	4,223.61	4,223.61	86,812.12	588,750.10
Pensacola Greyhound Park, Inc.	3	3	2,742	316,905.00	305.91	18,384.78	1,509.59	648.06	20,848.34	2,880.00	2,880.00				33,718.10	0.00	1,634.95	3,144.32	40,497.57	252,985.00
Sanford Orlando Kennel Club, Inc.	3	3	12,719	1,427,323.00	1,653.47	98,991.75	6,628.59	2,955.96	110,209.77	5,200.00	5,200.00				132,554.95	0.00	8,359.28	15,279.82	175,994.05	1,137,772.65
Sarasota Kennel Club, Inc.	3	3	7,703	785,074.00	951.25	53,965.62	3,480.38	2,425.12	60,822.37	3,120.00	3,120.00				83,871.70	0.00	4,123.71	7,759.97	95,755.38	626,327.50
Seminole Greyhound Park, Inc.	1	1	1,429	163,848.00	230.41	10,552.45	760.71	480.22	12,023.79	1,040.00	1,040.00				17,853.34	0.00	917.33	1,720.65	20,491.32	130,323.30
St. Petersburg Kennel Club, Inc.	3	3	13,018	1,494,847.00	1,908.52	107,908.37	0.00	4,300.13	114,117.02	3,120.00	3,120.00				157,437.21	0.00	8,042.04	8,233.82	173,713.07	1,205,805.43
Washington County Kennel Club, Inc.	5	5	2,277	294,081.00	296.01	12,850.15	1,337.43	722.53	15,206.12	5,200.00	5,200.00				34,736.57	0.00	1,653.09	3,016.73	39,408.39	234,362.50
<b>TOTAL GREYHOUND TRACKS</b>	<b>61</b>	<b>61</b>	<b>121,975</b>	<b>13,904,833.00</b>	<b>15,112.59</b>	<b>940,867.31</b>	<b>36,685.57</b>	<b>33,562.20</b>	<b>1,026,227.67</b>	<b>61,390.00</b>	<b>61,390.00</b>				<b>1,496,145.00</b>	<b>0.00</b>	<b>77,432.84</b>	<b>115,651.72</b>	<b>1,689,229.56</b>	<b>11,143,098.36</b>
<b>JAI-ALAI FRONTONS</b>																				
Dama Jai-Alai Palace, Inc.	5	5	9,804	980,085.00	1,274.32	60,711.04	2,241.11	1,482.46	63,709.13	5,200.00	5,200.00				119,571.86	0.00	0.00	7,150.80	126,722.66	783,727.73
Florida Jai-Alai, Inc.	5	5	6,867	635,829.00	892.71	36,258.85	3,027.99	879.58	41,069.13	5,200.00	5,200.00				78,915.29	0.00	0.00	6,210.78	85,126.07	505,326.51
Fort Pierce Jai-Alai	4	4	4,122	357,915.00	535.86	18,511.97	1,716.55	543.42	21,107.80	4,160.00	4,160.00				43,327.38	0.00	0.00	3,342.88	48,670.26	284,512.80
Golden Crown Corporation	5	5	1,212	127,194.00	157.56	613.44	618.51	179.51	1,569.02	5,200.00	5,200.00				18,299.09	0.00	0.00	1,181.45	19,480.54	101,102.00
Miami Jai-Alai	3	3	17,317	1,935,025.00	2,863.71	128,511.78	9,416.56	2,116.82	142,898.87	5,200.00	5,200.00				233,218.99	0.00	0.00	22,120.82	255,339.81	1,534,440.03
Ocala Jai-Alai	3	3	3,053	226,904.00	396.89	10,785.18	1,089.70	344.85	12,616.62	3,120.00	3,120.00				29,081.03	0.00	0.00	2,281.74	31,362.77	180,201.50
Sports Palace, Inc.	5	5	4,689	385,405.00	609.57	18,488.76	1,831.63	553.63	21,483.59	3,250.00	3,250.00				51,221.06	0.00	0.00	3,813.84	55,034.90	306,246.08
Summersport Enterprises, Ltd.	5	5	12,388	1,200,083.00	1,610.41	76,330.88	2,664.30	1,705.83	82,311.45	5,200.00	5,200.00				143,330.22	0.00	0.00	8,676.38	154,206.60	959,975.39
Tampa Jai-Alai	5	5	11,895	914,345.00	1,546.35	56,043.50	4,318.89	1,339.08	63,247.82	5,200.00	5,200.00				111,774.12	0.00	0.00	8,886.93	120,661.05	726,782.48
The Fronton, Inc.	5	5	11,230	1,015,207.00	1,459.90	63,204.71	4,821.13	1,549.73	71,035.47	5,200.00	5,200.00				123,767.89	0.00	0.00	9,385.44	133,153.33	807,278.10
Volusia Jai-Alai, Inc.	3	3	4,676	307,256.00	607.88	16,490.18	1,442.84	400.70	18,941.60	3,120.00	3,120.00				38,506.76	0.00	0.00	2,801.71	41,308.47	244,495.81
<b>TOTAL JAI-ALAI FRONTONS</b>	<b>50</b>	<b>50</b>	<b>87,253</b>	<b>8,085,248.00</b>	<b>11,943.39</b>	<b>485,760.29</b>	<b>33,189.21</b>	<b>11,095.61</b>	<b>541,990.50</b>	<b>50,050.00</b>	<b>50,050.00</b>				<b>995,213.69</b>	<b>0.00</b>	<b>0.00</b>	<b>75,852.77</b>	<b>1,071,066.46</b>	<b>6,134,086.43</b>
<b>THOROUGHBRED RACING ASSOCIATIONS</b>																				
Galder Race Course, Inc.	8	8	36,229	5,748,030.00	8,001.21	110,485.00	0.00	0.00	118,486.21	6,800.00	6,800.00	33,408.27	33,408.27		515,503.33	54,548.32	500,198.91	47,421.44	1,097,672.00	4,499,664.73
Tampa Bay Downs	7	7	22,905	2,700,551.00	3,602.06	0.00	0.00	0.00	5,602.06	7,000.00	7,000.00	16,013.36	16,013.36		289,683.16	17,091.03	236,723.41	22,048.29	565,545.89	2,111,991.73
<b>TOTAL THOROUGHBRED TRACKS</b>	<b>15</b>	<b>15</b>	<b>59,132</b>	<b>8,448,581.00</b>	<b>13,603.27</b>	<b>110,485.00</b>	<b>0.00</b>	<b>0.00</b>	<b>124,088.27</b>	<b>13,800.00</b>	<b>13,800.00</b>	<b>49,421.63</b>	<b>49,421.63</b>		<b>805,186.49</b>	<b>51,639.35</b>	<b>736,922.32</b>	<b>69,469.73</b>	<b>1,663,217.89</b>	<b>6,611,656.48</b>
<b>HARNESS ASSOCIATIONS</b>																				
Pompano Park Associates, Ltd.-Harness	3	3	9,270	1,163,843.00	2,083.45	8,706.82	0.00	0.00	10,790.27	3,600.00	3,600.00	6,540.11		6,540.11	117,346.33	0.00	110,127.30	10,145.10	237,618.73	907,377.34
<b>TOTAL HARNESS TRACKS</b>	<b>3</b>	<b>3</b>	<b>9,270</b>	<b>1,163,843.00</b>	<b>2,083.45</b>	<b>8,706.82</b>	<b>0.00</b>	<b>0.00</b>	<b>10,790.27</b>	<b>3,600.00</b>	<b>3,600.00</b>	<b>6,540.11</b>		<b>6,540.11</b>	<b>117,346.33</b>	<b>0.00</b>	<b>110,127.30</b>	<b>10,145.10</b>	<b>237,618.73</b>	<b>907,377.34</b>
<b>TOTAL ALL TRACKS AND FRONTONS</b>	<b>129</b>	<b>129</b>	<b>277,630</b>	<b>31,602,505.00</b>	<b>42,744.70</b>	<b>1,545,819.42</b>	<b>69,874.78</b>	<b>44,657.81</b>	<b>1,703,096.71</b>	<b>128,840.00</b>	<b>128,840.00</b>	<b>55,961.74</b>	<b>49,421.63</b>		<b>3,413,891.51</b>	<b>51,639.35</b>	<b>924,482.46</b>	<b>271,119.32</b>	<b>4,661,132.64</b>	<b>25,096,218.61</b>

**EXHIBIT "F"**  
**DIVISION OF PARI-MUTUEL WAGERING**  
**SUMMARY OF RACING REVENUES FOR CHARITY/SCHOLARSHIP DAY PERFORMANCES**  
**FOR FISCAL YEAR 1984-1985**

	No. Race Days	No. Performances Held	Paid Attendance	Pari-Mutuel Handle	Tax on Attendance	Tax on Handle	State 50% Surtax	Breaks	Minimum Required Payment	Daily License Fee	Total Collections For State	Breaks	Collections By Florida Thoroughbred Breeders' Association	Collections By Florida Standardbred Breeders' and Owners' Association	Track Commission	Owners' Awards	Withheld For Purses	Withheld For Capital Improvement
<b>GREYHOUND RACING ASSOCIATIONS</b>																		
Associated Outdoor Clubs, Inc.	2	2	5,246	681,005.00	747.14	47,956.38	3,098.43	1,525.06	53,327.01	2,080.00	2,080.00				72,299.23	0.00	3,617.45	6,843.15
Bayard Raceways, Inc.	3	3	6,148	820,510.00	797.05	56,658.76	0.00	1,353.57	58,809.38	3,120.00	3,120.00				87,795.23	0.00	4,907.62	4,907.62
Biscayne Kennel Club, Inc.	2	2	10,377	1,322,700.00	1,063.89	96,725.20	6,108.71	3,391.06	107,288.86	2,080.00	2,080.00				138,876.95	0.00	7,327.17	13,493.21
Bonita Ft. Myers Corp.	5	5	9,394	935,871.00	1,128.31	61,626.19	4,041.30	3,151.02	69,946.82	5,200.00	5,200.00				101,119.27	0.00	5,242.46	9,468.66
Daytona Beach Kennel Club, Inc.	5	5	7,482	709,719.00	918.66	44,438.66	5,251.41	1,899.04	50,507.77	5,200.00	5,200.00				77,873.10	0.00	3,619.33	7,054.86
Investment Corp. of Palm Beach	5	5	13,912	1,567,426.00	1,755.79	109,624.38	0.00	4,103.19	115,483.36	5,200.00	5,200.00				166,632.17	0.00	8,676.48	8,949.80
Investment Corp. of South Fla.	2	2	6,455	778,619.00	711.38	55,375.04	3,509.70	1,681.64	61,367.76	2,080.00	2,080.00				82,461.67	0.00	4,131.05	7,730.75
Jacksonville Kennel Club, Inc.	4	4	9,199	1,120,724.00	1,126.30	77,575.02	0.00	1,867.04	80,568.36	4,160.00	4,160.00				119,861.09	0.00	6,761.95	6,761.95
Jefferson County Kennel Club, Inc.	6	6	5,786	593,383.00	578.60	33,697.12	2,869.32	1,249.97	38,395.01	6,240.00	6,240.00				66,793.77	0.00	3,255.37	6,124.65
Keys Racing Inc.	4	4	2,282	162,729.00	228.20	4,767.40	0.00	411.85	5,407.45	2,350.00	2,350.00				22,095.75	0.00	937.95	937.95
Orange Park Kennel Club, Inc.	3	3	5,806	729,869.00	711.70	49,770.04	0.00	1,416.74	51,898.48	3,120.00	3,120.00				78,364.90	0.00	4,223.61	4,223.61
Pensacola Greyhound Park, Inc.	3	3	2,742	316,905.00	305.91	18,384.78	1,509.59	648.06	20,848.34	2,880.00	2,880.00				35,718.10	0.00	1,634.95	3,144.52
Sanford Orlando Kennel Club, Inc.	5	5	12,719	1,427,523.00	1,653.47	98,991.75	6,628.59	2,935.96	110,209.77	5,200.00	5,200.00				152,554.95	0.00	8,359.28	15,279.82
Sarasota Kennel Club, Inc.	3	3	7,703	785,074.00	951.25	53,965.62	3,480.38	2,425.12	60,822.37	3,120.00	3,120.00				83,871.70	0.00	4,123.71	7,759.97
Seminole Greyhound Park, Inc.	1	1	1,429	163,848.00	230.41	10,552.45	760.71	480.22	12,023.79	1,040.00	1,040.00				17,853.34	0.00	917.33	1,720.65
St. Petersburg Kennel Club, Inc.	3	3	13,018	1,494,847.00	1,908.52	107,908.37	0.00	4,300.13	114,117.02	3,120.00	3,120.00				157,437.21	0.00	8,042.04	8,233.82
Washington County Kennel Club, Inc.	5	5	2,277	294,081.00	296.01	12,850.15	1,337.43	722.53	15,206.12	5,200.00	5,200.00				34,736.57	0.00	1,655.09	3,016.73
<b>TOTAL GREYHOUND TRACKS</b>	<b>61</b>	<b>61</b>	<b>121,975</b>	<b>13,904,833.00</b>	<b>15,112.59</b>	<b>940,867.31</b>	<b>36,685.57</b>	<b>33,562.20</b>	<b>1,026,227.67</b>	<b>61,390.00</b>	<b>61,390.00</b>				<b>1,496,145.00</b>	<b>0.00</b>	<b>77,432.84</b>	<b>115,651.72</b>
<b>JAI-ALAI FRONTONS</b>																		
Dania Jai-Alai Palace, Inc.	5	5	9,804	980,085.00	1,274.52	60,711.04	2,241.11	1,482.46	63,709.13	5,200.00	5,200.00				119,571.86	0.00	0.00	7,150.80
Florida Jai-Alai, Inc.	5	5	6,867	635,829.00	892.71	36,268.85	5,027.99	879.58	41,069.13	5,200.00	5,200.00				78,915.29	0.00	0.00	6,210.78
Fort Pierce Jai-Alai	4	4	4,122	357,915.00	535.86	18,311.97	1,716.55	543.42	21,107.80	4,160.00	4,160.00				45,327.38	0.00	0.00	3,342.88
Golden Crown Corporation	5	5	1,212	127,194.00	157.56	613.44	618.51	179.51	1,569.02	5,200.00	5,200.00				18,299.09	0.00	0.00	1,181.45
Miami Jai-Alai	5	5	17,317	1,935,025.00	2,853.71	128,511.78	9,416.56	2,116.82	142,898.87	5,200.00	5,200.00				233,218.99	0.00	0.00	22,120.82
Ocala Jai-Alai	3	3	3,053	226,904.00	396.89	10,785.18	1,089.70	344.85	12,616.62	3,120.00	3,120.00				29,081.03	0.00	0.00	2,281.74
Sports Palace, Inc.	5	5	4,689	385,405.00	609.57	18,488.76	1,831.63	553.63	21,483.59	3,250.00	3,250.00				51,221.06	0.00	0.00	3,813.84
Summersport Enterprises, Ltd.	5	5	12,388	1,200,083.00	1,610.44	76,330.88	2,664.50	1,705.83	82,311.45	5,200.00	5,200.00				145,530.22	0.00	0.00	8,676.38
Tampa Jai-Alai	5	5	11,895	914,345.00	1,546.35	56,043.50	4,318.89	1,339.08	63,247.82	5,200.00	5,200.00				111,774.12	0.00	0.00	8,886.93
The Fronton, Inc.	5	5	11,230	1,015,207.00	1,459.90	63,204.71	4,821.13	1,549.73	71,035.47	5,200.00	5,200.00				123,767.89	0.00	0.00	9,385.44
Volusia Jai-Alai, Inc.	3	3	4,676	307,256.00	607.88	16,490.18	1,442.84	400.70	18,941.60	3,120.00	3,120.00				38,506.76	0.00	0.00	2,801.71
<b>TOTAL JAI-ALAI FRONTONS</b>	<b>50</b>	<b>50</b>	<b>87,253</b>	<b>8,085,248.00</b>	<b>11,945.39</b>	<b>485,760.29</b>	<b>33,189.21</b>	<b>11,095.61</b>	<b>541,990.50</b>	<b>50,050.00</b>	<b>50,050.00</b>				<b>995,213.69</b>	<b>0.00</b>	<b>0.00</b>	<b>75,852.77</b>
<b>THOROUGHBRED RACING ASSOCIATIONS</b>																		
Calder Race Course, Inc.	8	8	36,229	5,748,030.00	8,001.21	110,485.00	0.00	0.00	118,486.21	6,800.00	6,800.00	33,408.27	33,408.27		515,503.33	34,548.32	300,198.91	47,421.44
Tampa Bay Downs	7	7	22,903	2,700,551.00	5,602.06	0.00	0.00	0.00	5,602.06	7,000.00	7,000.00	16,013.36	16,013.36		289,683.16	17,091.03	236,723.41	22,048.29
<b>TOTAL THOROUGHBRED TRACKS</b>	<b>15</b>	<b>15</b>	<b>59,132</b>	<b>8,448,581.00</b>	<b>13,603.27</b>	<b>110,485.00</b>	<b>0.00</b>	<b>0.00</b>	<b>124,088.27</b>	<b>13,800.00</b>	<b>13,800.00</b>	<b>49,421.63</b>	<b>49,421.63</b>		<b>805,186.49</b>	<b>51,639.35</b>	<b>736,922.32</b>	<b>69,469.73</b>
<b>HARNESS ASSOCIATIONS</b>																		
Pompano Park Associates, Ltd.-Harness	3	3	9,270	1,163,843.00	2,083.45	8,706.82	0.00	0.00	10,790.27	3,600.00	3,600.00	6,540.11		6,540.11	117,346.33	0.00	110,127.30	10,145.10
<b>TOTAL HARNESS TRACKS</b>	<b>3</b>	<b>3</b>	<b>9,270</b>	<b>1,163,843.00</b>	<b>2,083.45</b>	<b>8,706.82</b>	<b>0.00</b>	<b>0.00</b>	<b>10,790.27</b>	<b>3,600.00</b>	<b>3,600.00</b>	<b>6,540.11</b>		<b>6,540.11</b>	<b>117,346.33</b>	<b>0.00</b>	<b>110,127.30</b>	<b>10,145.10</b>
<b>TOTAL ALL TRACKS AND FRONTONS</b>	<b>129</b>	<b>129</b>	<b>277,630</b>	<b>31,602,505.00</b>	<b>42,744.70</b>	<b>1,545,819.42</b>	<b>69,874.78</b>	<b>44,657.81</b>	<b>1,703,096.71</b>	<b>128,840.00</b>	<b>128,840.00</b>	<b>55,961.74</b>	<b>49,421.63</b>	<b>6,540.11</b>	<b>3,413,891.51</b>	<b>51,639.35</b>	<b>924,482.46</b>	<b>271,119.32</b>

**EXHIBIT "F"**  
**DIVISION OF PARI-MUTUEL WAGERING**  
**SUMMARY OF RACING REVENUES FOR CHARITY/SCHOLARSHIP DAY PERFORMANCES**  
**FOR FISCAL YEAR 1984-1985**

No. Performances Held	Paid Attendance	Pari-Mutuel Handle	Tax on Attendance	Tax on Handle	State 90% Surtax	Breaks	Minimum Required Payment	Daily License Fee	Total Collections For State	Breaks	Collections By Florida Thoroughbred Breeders' Association	Collections By Florida Standardbred Breeders' and Owners' Association	Track Commission	Owners' Awards	Withheld For Purses	Withheld For Capital Improvement	Total Track Revenue From P M Handle	Paid To Public
2	5,246	681,005.00	747.14	47,956.38	3,098.43	1,525.06	53,327.01	2,080.00	2,080.00				72,299.23	0.00	3,617.45	6,845.15	82,759.83	543,585.30
3	6,148	820,510.00	797.05	56,658.76	0.00	1,353.57	58,809.38	3,120.00	3,120.00				87,795.23	0.00	4,907.62	4,907.62	97,610.47	661,767.20
2	10,377	1,322,700.00	1,063.89	96,725.20	6,108.71	5,391.06	107,288.86	2,080.00	2,080.00				138,876.95	0.00	7,327.17	13,493.21	159,697.33	1,054,697.70
5	9,394	935,871.00	1,128.31	61,626.19	4,041.30	5,151.02	69,946.82	5,200.00	5,200.00				101,119.27	0.00	5,242.46	9,468.66	115,830.39	746,022.10
5	7,482	709,719.00	918.66	44,438.66	3,251.41	1,899.04	50,507.77	5,200.00	5,200.00				77,873.10	0.00	3,619.33	7,054.86	88,547.29	566,382.60
5	13,912	1,567,426.00	1,755.79	109,624.38	0.00	4,103.19	115,483.36	5,200.00	5,200.00				166,632.17	0.00	8,676.48	8,949.80	184,258.45	1,264,239.98
2	6,455	778,619.00	711.38	55,375.04	3,599.70	1,681.64	61,367.76	2,080.00	2,080.00				82,461.67	0.00	4,131.05	7,730.75	94,323.47	621,559.15
4	9,199	1,120,724.00	1,126.30	77,575.02	0.00	1,867.04	80,568.36	4,160.00	4,160.00				119,861.09	0.00	6,761.95	6,761.95	133,384.99	903,736.95
6	5,786	593,383.00	578.60	33,697.12	2,869.32	1,249.97	38,395.01	6,240.00	6,240.00				66,793.77	0.00	3,255.37	6,124.65	76,173.79	473,152.80
4	2,282	162,729.00	228.20	4,767.40	0.00	411.85	3,407.45	2,350.00	2,350.00				22,095.75	0.00	937.95	937.95	23,971.65	131,228.10
3	5,806	729,869.00	711.70	49,770.04	0.00	1,416.74	51,898.48	3,120.00	3,120.00				78,364.90	0.00	4,223.61	4,223.61	86,812.12	588,750.10
3	2,742	316,905.00	305.91	18,384.78	1,509.59	648.06	20,848.34	2,880.00	2,880.00				35,718.10	0.00	1,634.95	3,144.52	40,497.57	252,985.00
5	12,719	1,427,523.00	1,653.47	98,991.75	6,628.59	2,935.96	110,209.77	5,200.00	5,200.00				152,354.95	0.00	8,359.28	15,279.82	175,994.05	1,137,772.65
3	7,703	785,074.00	951.25	53,965.62	3,480.38	2,425.12	60,822.37	3,120.00	3,120.00				83,871.70	0.00	4,123.71	7,759.97	95,755.38	626,327.50
1	1,429	163,848.00	290.41	10,552.45	760.71	480.22	12,023.79	1,040.00	1,040.00				17,853.34	0.00	917.33	1,720.65	20,491.32	130,523.30
3	13,018	1,494,847.00	1,908.32	107,908.37	0.00	4,300.13	114,117.02	3,120.00	3,120.00				157,437.21	0.00	8,042.04	8,233.82	173,713.07	1,205,805.43
5	2,277	294,081.00	296.01	12,850.15	1,337.43	722.53	15,206.12	5,200.00	5,200.00				34,736.57	0.00	1,655.09	3,016.73	39,408.39	234,562.50
61	121,975	13,904,833.00	15,112.59	940,867.31	36,685.57	33,562.20	1,026,227.67	61,390.00	61,390.00				1,496,145.00	0.00	77,432.84	115,651.72	1,689,229.56	11,143,098.36
5	9,804	980,085.00	1,274.52	60,711.04	2,241.11	1,482.46	63,709.13	5,200.00	5,200.00				119,571.86	0.00	0.00	7,150.80	126,722.66	783,727.73
5	6,867	635,829.00	892.71	36,268.85	3,027.99	879.58	41,069.13	5,200.00	5,200.00				78,915.29	0.00	0.00	6,210.78	85,126.07	505,326.51
4	4,122	357,915.00	535.86	18,311.97	1,716.55	543.42	21,107.80	4,160.00	4,160.00				45,327.38	0.00	0.00	3,342.88	48,670.26	284,512.80
5	1,212	127,194.00	157.56	615.44	618.51	179.51	1,569.02	5,200.00	5,200.00				18,299.09	0.00	0.00	1,181.45	19,480.54	101,102.00
5	17,317	1,935,025.00	2,855.71	128,511.78	9,416.56	2,116.82	142,898.87	5,200.00	5,200.00				233,218.99	0.00	0.00	22,120.82	255,339.81	1,534,440.03
3	3,053	226,904.00	396.89	10,785.18	1,089.70	344.85	12,616.62	3,120.00	3,120.00				29,081.03	0.00	0.00	2,281.74	31,362.77	180,201.50
5	4,689	385,405.00	609.57	18,488.76	1,831.63	553.63	21,483.59	3,250.00	3,250.00				51,221.06	0.00	0.00	3,813.84	55,034.90	306,246.08
5	12,388	1,200,083.00	1,610.44	76,330.88	2,664.30	1,705.83	82,311.45	5,200.00	5,200.00				145,530.22	0.00	0.00	8,676.38	154,206.60	959,975.39
5	11,895	914,335.00	1,546.35	56,043.50	4,318.89	1,339.08	63,247.82	5,200.00	5,200.00				111,774.12	0.00	0.00	8,886.93	120,661.05	726,782.48
5	11,230	1,015,207.00	1,459.90	63,204.71	4,821.15	1,549.73	71,035.47	5,200.00	5,200.00				123,767.89	0.00	0.00	9,385.44	133,153.33	807,278.10
3	1,676	307,256.00	607.88	16,490.18	1,442.84	400.70	18,941.60	3,120.00	3,120.00				38,506.76	0.00	0.00	2,801.71	41,308.47	244,493.81
50	87,253	8,085,248.00	11,945.39	485,760.29	33,189.21	11,095.61	541,990.50	50,050.00	50,050.00				995,213.69	0.00	0.00	75,852.77	1,071,066.46	6,434,086.43
8	36,229	5,748,030.00	8,001.21	110,485.00	0.00	0.00	118,486.21	6,800.00	6,800.00	33,408.27	33,408.27		515,503.33	34,548.32	500,198.91	47,421.44	1,097,672.00	4,499,664.73
7	22,903	2,700,551.00	5,602.06	0.00	0.00	0.00	5,602.06	7,000.00	7,000.00	16,013.36	16,013.36		289,683.16	17,091.03	236,723.41	22,048.29	565,545.89	2,111,991.73
15	59,132	8,448,581.00	13,605.27	110,485.00	0.00	0.00	124,088.27	13,800.00	13,800.00	49,421.63	49,421.63		805,186.49	51,639.35	736,922.32	69,469.73	1,663,217.89	6,611,656.48
3	9,270	1,163,843.00	2,083.45	8,706.82	0.00	0.00	10,790.27	3,600.00	3,600.00	6,540.11		6,540.11	117,346.33	0.00	110,127.30	10,145.10	237,618.73	907,377.34
3	9,270	1,163,843.00	2,083.45	8,706.82	0.00	0.00	10,790.27	3,600.00	3,600.00	6,540.11		6,540.11	117,346.33	0.00	110,127.30	10,145.10	237,618.73	907,377.34
129	277,630	31,602,505.00	42,744.70	1,545,819.42	69,874.78	44,657.81	1,703,096.71	128,840.00	128,840.00	55,961.74	49,421.63		3,413,891.51	51,639.35	924,482.46	271,119.32	4,661,132.64	25,096,218.61





**DIVISION OF PARI-MUTUEL WAGERING**  
**SUMMARY OF RACING REVENUES**  
 July 1, 1984 Through June 30, 1985

State Revenue From Regular Performances:

Tax on Admission .....	\$ 2,469,247.77
Daily License Fee .....	5,107,610.00
Tax on Handle .....	104,306,699.60
Breaks on Greyhound & Jai Alai .....	2,927,467.78
State 50% Surtax .....	4,605,861.27

**TOTAL STATE REVENUE**  
**FROM REGULAR PERFORMANCES .....** \$119,416,886.42

State Revenue from Charity Performances:

Daily License Fees .....	\$ 128,840.00
<b>TOTAL STATE REVENUE FROM CHARITY DAYS</b>	<b>\$ 128,840.00</b>

Other State Revenue:

Occupational Licenses .....	\$ 668,212.00
Stable/Kennel Registration .....	58,050.00
Fingerprint Fees .....	238,003.00
Daily License Fee Horse Fairs .....	1,250.00
Escheated Tickets from Greyhound & Jai-Alai .....	3,082,638.90
Department of Education -	
Racing Scholarship Fund .....	165,961.98
Racing Research Trust Fund - Fines .....	13,900.00
Miscellaneous Revenues .....	14,642.39
Miscellaneous Fines .....	37,166.00
<b>TOTAL OTHER STATE REVENUE .....</b>	<b>\$ 4,279,824.27</b>

Quarter Horse Racing Promotion Trust Fund:

Escheated Tickets—

Quarter Horse Racing Promotion  
 Trust Fund .....

\$ 21,330.10
--------------

Breaks—

Appaloosa Racing Promotion Fund .....

1,414.71
----------

Arabian Racing Promotion Fund .....

1,736.08
----------

Quarter Horse Racing Promotion Trust Fund ....

8,930.46
----------

1% of Handle—

Appaloosa Racing Promotion Fund .....

2,263.91
----------

Arabian Racing Promotion Fund .....

2,778.17
----------

Quarter Horse Racing Promotion Trust Fund ....

14,291.06
-----------

**TOTAL QUARTER HORSE PROMOTION**  
**TRUST FUND REVENUE .....** \$ 52,744.49

**TOTAL REVENUES GENERATED .....** \$123,878,295.18

**EXHIBIT "G"**  
**DIVISION OF PARI—MUTUEL WAGERING**  
**FROM EXTRA DAYS OF RACING FOR**  
**BOARD OF REGENTS - SCHOLARSHIP FUND**  
**FOR FISCAL YEAR 1984-1985**

Investment Corp. of Palm Beach .....	\$ 35,251.00
Pensacola Greyhound Park, Inc. ....	9,567.06
St. Petersburg Kennel Club, Inc. ....	29,547.09
Sanford Orlando Kennel Club, Inc. ....	40,768.09
Sarasota Kennel Club, Inc. ....	19,893.99
Washington County Kennel Club, Inc. ....	932.59
Keys Racing Inc. ....	1,024.53
Florida Jai-Alai, Inc. ....	8,528.36
Ocala Jai-Alai .....	5,559.88
Fort Pierce Jai-Alai .....	6,674.41
Golden Crown Corporation .....	4,630.01
Pompano Park Associates, Ltd., — Harness .....	3,584.97
 Total Receipts Deposited to Scholarship Fund .....	  <u>\$165,961.98</u>

**EXHIBIT "H"**  
**DIVISION OF PARI—MUTUEL WAGERING**  
**FROM ESCHEATED PARI-MUTUEL TICKETS FOR**  
**PRINCIPAL OF STATE SCHOOL FUND**  
**FOR FISCAL YEAR 1984-1985**

Associated Outdoor Clubs, Inc. ....	\$ 177,467.60
Biscayne Kennel Club, Inc. ....	175,792.75
Bonita Ft. Myers Corp. ....	105,243.35
Daytona Beach Kennel Club, Inc. ....	82,156.60
Investment Corp. of South Fla. ....	196,328.90
Jacksonville Kennel Club, Inc. ....	81.30
Jefferson County Kennel Club, Inc. ....	17,044.60
Orange Park Kennel Club, Inc. ....	78,943.40
Investment Corp. of Palm Beach ....	220,317.15
Pensacola Greyhound Park, Inc. ....	40,339.20
St. Petersburg Kennel Club, Inc. ....	220,579.10
Sanford Orlando Kennel Kennel Club, Inc. ....	122,083.00
Sarasota Kennel Club, Inc. ....	118,025.10
Washington County Kennel Club, Inc. ....	43,883.50
West Flagler Associates, Ltd. ....	161,372.85
Keys Racing, Inc. ....	21,023.60
Bayard Raceways, Inc. ....	143,536.10
Seminole Greyhound Park, Inc. ....	42,599.30
Florida Jai-Alai, Inc. ....	72,936.80
The Fronton, Inc. ....	77,852.10
Tampa Jai-Alai ....	81,915.10
Miami Jai-Alai ....	377,279.20
Dania Jai-Alai Palace, Inc. ....	114,270.40
Volusia Jai-Alai, Inc. ....	69,858.90
Sports Palace, Inc. ....	43,689.60
Ocala Jai-Alai ....	36,510.60
Fort Pierce Jai-Alai ....	31,130.00
Golden Crown Corporation ....	46.40
Summer Jai-Alai ....	141,837.40
Summersport Enterprises, Ltd. ....	68,495.00
<b>Total Receipts Deposited to School Fund .....</b>	<b><u>\$3,082,638.90</u></b>

**EXHIBIT "I"**  
**DIVISION OF PARI-MUTUEL WAGERING**  
**REVENUE COLLECTED BY GEOGRAPHICAL LOCATION**  
**FOR FISCAL YEAR 1984-85**

<i>Association</i>	<i>Handle</i>	<i>Attendance</i>	<i>Revenues</i>	<i>%</i>
<b>Brevard County</b>				
Sports Palace, Inc.	\$ 17,115,379.00	225,167	\$ 1,230,129.33	
Brevard County Totals	17,115,379.00	225,167	1,230,129.33	0.99%
<b>Broward County</b>				
Dania Jai-Alai Palace, Inc.	47,957,290.00	614,279	3,679,638.78	
Gulfstream Park Racing Association, Inc.	114,940,056.00	544,161	3,797,278.27	
Investment Corp. of South Florida	102,402,476.00	926,189	8,692,562.90	
Pompano Park Associates, Ltd.				
—Quarter Horse	1,933,314.00	21,682	74,392.01	
Summersport Enterprises, Ltd.	35,748,290.00	412,378	2,726,856.40	
Pompano Park Associates, Ltd.				
—Harness	59,557,369.00	502,799	1,207,490.55	
Broward County Totals	362,538,795.00	3,021,488	20,178,218.91	16.29%
<b>Dade County</b>				
Biscayne Kennel Club, Inc.	156,759,462.00	1,222,209	13,176,009.84	
Calder Race Course, Inc.	146,265,197.00	853,316	4,078,175.51	
Hialeah, Inc.	71,485,620.00	334,694	2,058,012.85	
Miami Central Office	0.00	0	49,889.19	
Miami Jai Alai	63,302,820.00	640,861	5,244,585.50	
Summer Jai Alai	52,822,185.00	529,435	4,023,887.32	
Tropical Park, Inc.	62,267,526.00	338,567	1,753,883.07	
West Flagler Associates, Ltd.	40,117,933.00	326,432	3,476,748.38	
Dade County Totals	593,020,743.00	4,245,514	33,861,191.66	27.33%
<b>Duval County</b>				
Jacksonville Kennel Club, Inc.	45,079,667.00	437,965	3,462,100.64	
Duval County Totals	45,079,667.00	437,965	3,462,100.64	2.80%
<b>Escambia County</b>				
Pensacola Greyhound Park, Inc.	24,656,784.00	270,192	1,981,894.08	
Escambia County Totals	24,656,784.00	270,192	1,981,894.08	1.60%
<b>Gadsden County</b>				
Golden Crown Corporation	12,398,189.00	135,902	884,738.50	
Gadsden County Totals	12,398,189.00	135,902	884,738.50	0.71%
<b>Hillsborough County</b>				
Associated Outdoor Clubs, Inc.	90,361,855.00	822,011	7,667,469.52	
Tampa Bay Downs	30,776,541.00	264,353	235,666.24	
Tampa Jai-Alai	42,174,621.00	579,402	3,311,919.53	
Hillsborough County Totals	163,313,017.00	1,665,766	11,215,055.29	9.05%
<b>Jackson County</b>				
Orange Park Kennel Club, Inc.	44,747,239.00	392,085	3,497,168.76	
Jackson County Totals	44,747,239.00	392,085	3,497,168.76	2.82%
<b>Jefferson County</b>				
Jefferson County Kennel Club, Inc.	18,100,214.00	181,928	1,445,703.82	
Jefferson County Totals	18,100,214.00	181,928	1,445,703.82	1.17%

<b>Lee County</b>				
Bonita-Ft. Myers Corp.	43,196,444.00	517,327	3,673,217.93	
Lee County Totals	43,196,444.00	517,327	3,673,217.93	2.97%
<b>Marion County</b>				
Ocala Jai-Alai	17,938,323.00	229,458	1,348,194.12	
Marion County Totals	17,938,323.00	229,458	1,348,194.12	1.09%
<b>Monroe County</b>				
Keys Racing, Inc.	5,272,410.00	66,714	295,902.38	
Monroe County Totals	5,272,410.00	66,714	295,902.38	0.24%
<b>Palm Beach County</b>				
Investment Corp. of Palm Beach	63,780,443.00	649,982	5,234,717.77	
The Fronton, Inc.	39,646,015.00	462,519	3,100,624.99	
Palm Beach County Totals	103,426,458.00	1,112,501	8,335,342.76	6.73%
<b>Pinellas County</b>				
St. Petersburg Kennel Club, Inc.	106,532,694.00	1,044,760	8,673,514.21	
Pinellas County Totals	106,532,694.00	1,044,760	8,673,514.21	7.00%
<b>St. John's County</b>				
Bayard Raceways, Inc.	31,022,586.00	255,453	2,489,362.13	
St. John's County Totals	31,022,586.00	255,453	2,489,362.13	2.01%
<b>St. Lucie County</b>				
Fort Pierce Jai-Alai	18,719,073.00	234,015	1,406,227.00	
St. Lucie County Totals	18,719,073.00	234,015	1,406,227.00	1.14%
<b>Sarasota County</b>				
Sarasota Kennel Club, Inc.	48,895,534.00	450,104	4,148,824.48	
Sarasota County Totals	48,895,534.00	450,104	4,148,824.48	3.35%
<b>Seminole County</b>				
Florida Jai-Alai, Inc.	27,413,472.00	295,637	2,130,056.43	
Sanford-Orlando Kennel Club, Inc.	56,183,203.00	525,423	4,762,142.67	
Seminole Greyhound Park, Inc.	35,420,243.00	330,229	2,924,488.14	
Seminole County Totals	119,016,918.00	1,151,289	9,816,687.24	7.92%
<b>Volusia County</b>				
Daytona Beach Kennel Club, Inc.	27,062,391.00	327,335	2,285,448.27	
Volusia Jai-Alai, Inc.	24,736,670.00	363,361	1,913,435.01	
Volusia County Totals	51,799,061.00	690,696	4,198,883.28	3.39%
<b>Washington County</b>				
Washington County Kennel Club, Inc.	21,291,070.00	215,492	1,735,938.66	
Washington County Totals	21,291,070.00	215,492	1,735,938.66	1.40%
GRAND TOTALS	\$1,848,080,598.00	16,543,816	\$123,878,295.18	100.00%

**EXHIBIT "J"**  
**DIVISION OF PARI-MUTUEL WAGERING**  
**PAID ATTENDANCE, PARI-MUTUEL HANDLE, STATE REVENUE**  
**SEASON 1931-1932 THRU SEASON 1984-1985**

<i>Season</i>	<i>No. of Racing Days</i>	<i>Total Paid Attendance</i>	<i>Total Pari-Mutuel Handle</i>	<i>State Revenue as a Percent of Handle</i>	<i>Total State Revenue</i>
1931-1932	462	1,157,161	\$ 17,365,424.00	4.2%	\$ 737,300.70
1932-1933	550	1,281,017	19,146,938.00	3.99	763,877.09
1933-1934	609	1,591,024	27,549,567.00	3.89	1,072,364.22
1934-1935	775	2,024,636	36,577,493.00	3.83	1,401,176.87
1935-1936	906	1,854,292	38,826,132.00	3.70	1,436,957.07
1936-1937	1,029	2,330,964	50,121,647.00	3.67	1,838,338.53
1937-1938	1,053	2,401,367	54,047,114.00	3.64	1,969,740.68
1938-1939	1,025	2,373,271	55,272,416.00	3.62	2,000,758.63
1939-1940	1,057	2,517,436	64,388,377.00	3.58	2,302,834.13
1940-1941	902	2,695,464	68,280,202.00	3.57	2,436,374.09
1941-1942	972	2,195,080	63,601,585.00	6.91	4,392,861.86
1942-1943	734	854,256	26,658,646.00	4.00	1,066,087.70
1943-1944	982	2,458,933	109,561,969.00	6.23	6,824,272.72
1944-1945	333	945,341	35,171,557.00	5.71	2,007,853.08
1945-1946	1,442	4,448,084	211,571,289.00	7.35	15,554,033.94
1946-1947	1,298	4,444,543	194,710,333.00	7.54	14,680,730.51
1947-1948	1,318	4,344,479	180,647,561.00	7.50	13,542,407.27
1948-1949	1,404	4,641,038	178,171,736.00	7.42	13,222,461.84
1949-1950	1,377	4,539,742	178,842,858.00	7.33	13,101,521.89
1950-1951	1,378	4,643,293	204,385,597.00	7.34	14,997,486.10
1951-1952	1,432	5,279,674	248,728,380.00	7.27	18,090,497.77
1952-1953	1,549	5,732,369	272,696,059.00	7.24	19,734,513.61
1953-1954	1,722	5,812,577	276,681,999.00	7.24	20,026,021.78
1954-1955	1,731	5,809,467	284,044,131.00	7.22	20,521,462.81
1955-1956	1,879	5,915,941	310,681,432.00	7.78	24,180,833.82
1956-1957	1,907	6,035,932	322,948,073.00	7.73	24,969,496.52
1957-1958	2,012	5,626,152	315,546,506.00	7.70	24,306,949.76
1958-1959	2,055	5,966,709	329,141,335.00	7.64	25,157,459.81
1959-1960	2,180	6,209,688	347,947,488.00	7.65	26,609,331.64
1960-1961	2,216	6,328,535	344,173,946.00	7.60	26,163,297.64
1961-1962	2,273	6,735,583	363,082,896.00	7.55	27,420,986.32
1962-1963	2,276	6,919,691	374,598,480.00	7.58	28,392,064.52
1963-1964	2,335	7,878,991	418,056,340.00	7.54	31,503,458.39
1964-1965	2,318	8,537,248	462,298,032.00	7.57	34,984,262.18
1965-1966	2,498	8,969,589	500,471,936.00	7.53	37,667,499.22
1966-1967	2,596	9,020,232	515,430,636.00	7.45	38,408,241.36
1967-1968	2,537	9,459,239	563,772,040.00	7.45	41,980,547.50
1968-1969	2,623	9,912,630	630,034,977.00	7.42	46,743,699.90
1969-1970	2,678	10,735,962	712,244,838.00	7.28	51,882,798.39
1970-1971	2,873	11,737,046	778,550,830.00	7.18	55,876,621.72
1971-1972	2,959	12,769,157	864,502,920.00	7.06	61,038,724.52
1972-1973	3,019	13,747,714	978,174,354.00	7.02	68,669,716.49
1973-1974	3,160	14,883,698	1,083,208,538.00	7.05	76,315,213.03
1974-1975	3,229	16,192,983	1,156,152,799.00	7.21	83,593,771.84
1975-1976	3,252	16,293,398	1,168,767,050.00	7.27	84,996,163.58
1976-1977	3,307	16,276,898	1,244,159,788.00	7.18	89,376,224.14
1977-1978	3,416	16,789,933	1,361,155,037.00	6.70	91,211,859.38
1978-1979	3,514	17,274,154	1,547,072,800.00	6.71	103,829,406.55
1979-1980	3,380	16,223,047	1,588,944,696.00	6.73	107,009,882.79
1980-1981	3,711	17,074,874	1,683,134,201.00	6.59	110,861,171.21
1981-1982	3,660	16,959,977	1,712,354,503.00	6.56	112,323,447.32
1982-1983	3,723	17,002,197	1,754,139,978.00	6.60	115,740,364.94
1983-1984	3,699	16,692,861	1,824,552,088.00	6.58	120,130,753.69
1984-1985	3,675	16,543,816	1,848,080,598.00	6.70	123,878,295.18
<b>TOTALS</b>	<b>111,000</b>	<b>427,089,383</b>	<b>30,000,428,145.00</b>	<b>6.96</b>	<b>2,088,944,478.24</b>


**EXHIBIT "K"**  
**DIVISION OF PARI-MUTUEL WAGERING**  
**SUMMARY OF ADDITIONAL DAYS OF RACING HELD FOR**  
**CHARITABLE PURPOSES DURING FISCAL PERIOD 84/85**

<i>Association Name</i>	<i>Type</i>	<i>Date</i>	<i>Paid Attendance</i>	<i>Pari-Mutuel Handle</i>
Associated Outdoor Clubs, Inc.	Scholarship	10/05/84	2,474	\$319,415.00
	Charity	11/09/84	2,772	361,590.00
Biscayne Kennel Club, Inc.	Charity	11/05/84	5,586	696,003.00
	Charity	11/12/84	4,791	626,697.00
Bonita Ft. Myers Corporation	Scholarship	12/17/84	1,647	181,457.00
	Scholarship	12/18/84	1,808	174,609.00
	Charity	12/21/84	1,618	156,548.00
	Charity	12/28/84	2,293	213,938.00
	Charity	01/04/85	2,028	209,319.00
Daytona Beach Kennel Club, Inc.	Scholarship	08/22/84	1,630	167,775.00
	Charity	08/27/84	1,566	146,546.00
	Charity	08/29/84	1,469	134,966.00
	Scholarship	06/19/85	1,486	126,763.00
	Charity	06/26/85	1,331	133,669.00
Investment Corp. Of South Fla.	Charity	03/06/85	3,982	444,427.00
	Charity	04/25/85	2,473	334,192.00
Jacksonville Kennel Club, Inc.	Charity	09/05/84	2,223	259,167.00
	Charity	09/12/84	2,229	265,561.00
	Charity	05/15/85	2,431	291,964.00
	Scholarship	05/22/85	2,316	304,032.00
Jefferson County Kennel Club, Inc.	Charity	09/04/84	954	91,796.00
	Scholarship	09/05/84	1,115	118,033.00
	Charity	09/24/84	1,083	108,265.00
	Scholarship	09/25/84	840	92,768.00
	Charity	09/26/84	819	84,616.00
Orange Park Kennel Club, Inc.	Charity	09/27/84	975	97,905.00
	Charity	01/09/85	2,054	259,259.00
	Charity	01/16/85	2,117	266,975.00
Investment Corp. of Palm Beach	Charity	01/23/85	1,635	203,635.00
	Scholarship	01/03/85	2,558	288,618.00
	Charity	01/08/85	2,802	305,170.00
	Charity	01/15/85	3,041	319,699.00
	Charity	01/22/85	2,431	308,888.00
Pensacola Greyhound Park, Inc.	Scholarship	04/08/85	3,080	345,051.00
	Scholarship	09/07/84	889	103,890.00
	Charity	09/14/84	929	112,356.00
	Charity	09/21/84	924	100,659.00
St. Petersburg Kennel Club, Inc.	Scholarship	01/08/85	4,710	510,763.00
	Scholarship	01/15/85	4,707	542,189.00
	Charity	01/22/85	3,601	441,895.00
Sanford Orlando Kennel Club, Inc.	Scholarship	01/01/85	3,100	322,336.00
	Charity	01/08/85	2,518	284,594.00
	Scholarship	01/15/85	2,412	279,444.00
	Scholarship	01/22/85	2,166	239,238.00
	Scholarship	01/29/85	2,523	301,911.00

Sarasota Kennel Club, Inc.	Charity	05/14/85	2,689	272,922.00
	Scholarship	05/21/85	2,691	257,597.00
	Scholarship	05/28/85	2,323	254,555.00
Washington County Kennel Club, Inc.	Charity	05/31/85	328	42,020.00
	Scholarship	06/07/85	400	55,877.00
	Scholarship	06/14/85	608	68,075.00
	Charity	06/21/85	475	63,209.00
	Charity	06/28/85	466	64,900.00
Keys Racing Inc.	Charity	03/06/85	611	42,375.00
	Charity	03/13/85	550	41,057.00
	Scholarship	03/20/85	642	37,784.00
	Scholarship	03/27/85	479	41,513.00
Bayard Raceways, Inc.	Charity	04/03/85	1,762	255,728.00
	Charity	04/10/85	1,883	237,784.00
	Charity	04/13/85	2,503	326,998.00
Seminole Greyhound Park, Inc.	Charity	06/26/85	1,429	163,848.00
Florida Jai-Alai, Inc.	Scholarship	08/27/84	1,117	104,520.00
	Charity	08/28/84	1,245	103,991.00
	Scholarship	09/10/84	1,492	142,812.00
	Charity	10/02/84	1,458	142,114.00
	Charity	10/23/84	1,555	142,392.00
The Fronton, Inc.	Charity	11/21/84	2,225	196,327.00
	Charity	12/06/84	1,688	188,353.00
	Charity	12/13/84	1,598	193,705.00
	Scholarship	01/09/85	2,772	215,887.00
	Scholarship	01/16/85	2,947	220,935.00
Tampa Jai-Alai	Scholarship	04/02/85	2,710	190,378.00
	Scholarship	04/09/85	2,677	181,199.00
	Scholarship	04/16/85	2,263	188,320.00
	Charity	04/23/85	2,134	175,848.00
	Charity	04/30/85	2,111	178,600.00
Miami Jai-Alai	Scholarship	03/05/85	4,276	507,051.00
	Scholarship	03/12/85	3,320	325,867.00
	Charity	03/19/85	3,348	355,621.00
	Charity	03/26/85	3,070	338,761.00
	Scholarship	04/02/85	3,303	407,725.00
Dania Jai-Alai Palace, Inc.	Charity	12/11/84	2,045	204,660.00
	Scholarship	12/18/84	1,723	189,240.00
	Charity	01/04/85	1,940	177,098.00
	Scholarship	01/08/85	2,397	216,160.00
	Charity	01/11/85	1,699	192,927.00
Volusia Jai-Alai, Inc.	Charity	05/20/85	2,045	127,268.00
	Scholarship	05/27/85	1,395	100,121.00
	Charity	06/24/85	1,236	79,867.00
Sports Palace, Inc.	Scholarship	10/31/84	926	75,145.00
	Charity	11/14/84	900	74,190.00
	Charity	11/21/84	984	84,442.00
	Scholarship	11,28/84	921	72,678.00
	Charity	12/19/84	958	78,950.00



Ocala Jai-Alai	Scholarship	01/14/85	1,153	78,618.00
	Charity	01/21/85	834	63,604.00
	Charity	01/28/85	1,066	84,682.00
Fort Pierce Jai-Alai	Charity	08/06/84	1,110	98,929.00
	Scholarship	08/13/84	1,061	91,360.00
	Charity	08/20/84	1,060	91,167.00
	Charity	08/27/84	891	76,459.00
Golden Crown Corp.	Scholarship	04/05/85	248	21,995.00
	Charity	04/12/85	257	29,932.00
	Scholarship	04/26/84	237	26,272.00
	Charity	05/03/85	228	27,436.00
	Charity	05/10/85	242	21,559.00
Summersport Enterprises, Ltd.	Scholarship	09/12/84	2,580	245,071.00
	Scholarship	09/13/84	3,093	304,742.00
	Charity	09/26/84	1,705	197,363.00
	Charity	06/12/85	2,538	232,444.00
	Charity	06/19/85	2,472	220,463.00
Tampa Bay Downs	St. Leo's College	01/03/85	2,667	351,627.00
	Art Council of Tampa	01/10/85	3,520	424,877.00
	Scholarship	01/17/85	3,425	394,231.00
	Scholarship	01/24/85	2,953	378,957.00
	Scholarship	01/31/85	3,561	391,780.00
	Charity	02/07/85	3,355	374,312.00
	Charity	02/14/85	3,422	384,767.00
Calder Race Course, Inc.	Charity	10/16/84	4,092	690,754.00
	Charity	10/23/84	4,237	752,871.00
	Charity	05/07/85	4,519	653,069.00
	Charity	05/09/85	5,394	809,566.00
	Charity	05/14/85	4,555	719,803.00
	Charity	05/16/85	4,949	774,755.00
	Charity	05/21/85	4,125	674,932.00
	Charity	05/28/85	4,358	672,280.00
Pompano Park Associates, Ltd. Harness	Charity	01/08/85	2,827	387,394.00
	Charity	01/09/85	3,426	399,719.00
	Scholarship	01/15/85	3,017	376,730.00





Division of Pari-Mutuel Wagering

BAYARD RACEWAYS, INC.

P.O. Box 41309, Jacksonville, Florida 32203

James J. Patton, *President*      Charles W. Bidwill, *1st Vice President*  
 William H. Johnston, Jr., *2nd Vice Pres.*      John C. Howell, *Treasurer*  
 Robert J. Pitocchelli, *Asst. Secretary*      Donald W. Howell, *Sr. Secretary*

*Directors*

Robert J. Pitocchelli      Donald W. Howell, Sr.  
 Charles W. Bidwill      John C. Howell  
 William H. Johnston, Jr.      James J. Patton

Greyhound Track - Jacksonville, Florida

96 Racing Days — Sept. 17, 1984 to May 11, 1985 — 126 Performances

Pari-Mutuel Handle .....	\$31,022,586.00
Average Performance .....	246,211.00
Average Wager Per Capita-Based on Taxable Admissions .....	121.44
Total Paid Attendance .....	255,453
Average Paid Attendance Per Performance .....	2,027

Distribution of Handle

Redistributed to Public as Winnings .....	\$25,024,907.60
---	-----------------

Paid to State

Daily License Fee .....	\$ 130,960.00
Tax on Handle .....	2,118,316.58
Breaks .....	56,893.25
State 50% Surtax .....	0.00
Total for State .....	\$ 2,306,169.83

Retained by Track/Fronton .....	\$ 3,329,520.73
---------------------------------	-----------------

Restricted Funds

Withheld for Additional Purses .....	180,993.92
Withheld for Capital Improvement .....	180,993.92
Withheld for Owners' Awards .....	0.00

Total for Track/Fronton .....	\$ 3,691,508.57
-------------------------------	-----------------

Grand Total Handle .....	<u>\$31,022,586.00</u>
--------------------------	------------------------

Other State Income

Admission Tax .....	\$ 33,430.20
Occupational Licenses .....	1,884.00
Kennel Names .....	100.00

Total Other State Income .....	<u>\$ 35,414.20</u>
--------------------------------	---------------------

Total Purses Paid/Players Compensation 1984-1985 Season: \$955,292.88

Seating Capacity: 3,000—Parking: 4,000 Spaces

Length of Track/Height of Overhead: 305 Feet

Length of Stretch/Court: 1420 Feet—Width of Track/Court: 20 Feet

Equipment: American Totalisator Company, Inc., Single Inside Lure

Division of Pari-Mutuel Wagering

BISCAYNE KENNEL CLUB, INC.

848 Brickell Ave., Suite 1100, Miami Florida 33131

Officers

James C. Knight, *President*     W. Robert Kuhn, *Treasurer/Comptroller*  
 Ellen W. McDonnell, *Vice President/Secretary*

Directors

John R. Knight	Ellen W. McDonnell
Marilyn A. West	Ellen W. Spitzer
John D. Armstrong	James C. Knight
Atwood C. Dunwody	Charles E. Jordon

Eleanor K. Leigh

Greyhound Track — Miami, Florida

103 Racing Days — Oct. 31, 1984 to June 29, 1985 — 155 Performances

56 Racing Days — July 2, 1984 to Sept. 4, 1984 — 85 Performances

159

240

Pari-Mutuel Handle .....	\$156,759,462.00
Average Performance .....	653,164.43
Average Wager Per Capita-Based on Taxable Admissions .....	128.26
Total Paid Attendance .....	1,222,209
Average Paid Attendance Per Performance .....	5,093

Distribution of Handle

Redistributed to Public as Winnings ..... \$125,036,521.15

Paid to State

Daily License Fee .....	\$ 249,600.00
Tax on Handle .....	11,457,719.07
Breaks .....	388,047.35
State 50% Surtax .....	<u>727,752.68</u>
Total For State .....	\$ 12,823,119.00

Retained by Track/Fronton ..... \$ 16,464,350.50

Restricted Funds:

Withheld for Additional Purses .....	848,775.97
Withheld for Capital Improvement .....	1,586,695.28
Withheld for Owners' Awards .....	<u>0.00</u>

Total For Track/Fronton ..... \$ 18,899,821.75

Grand Total Handle ..... \$156,759,462.00

Other State Income

Admission Tax .....	\$ 126,497.49
Occupational Licenses .....	36,515.00
Kennel Names .....	<u>1,800.00</u>

Total Other State Income ..... \$ 164,812.49

Total Purses Paid/Players Compensation 1984-1985 Season: \$4,544,500.15

Seating Capacity: 8,900—Parking: 6,500 Spaces

Length of Track/Height of Overhead: 352 Feet

Length of Stretch/Court: 1485 Feet—Width of Track/Court: 19 Feet

Equipment: American Totalisator Company, Inc., Double Inside Lure

Division of Pari-Mutuel Wagering  
**BONITA FT. MYERS CORPORATION**  
P.O. Drawer M., Bonita Springs, Florida 33923

*Officers*

Paul Lewin, *President*                      Fred Havenick, *Vice-President/Secretary*  
Pete Wedeles, *Assistant Secretary/Treasurer*

*Directors*

Fred Havenick                      Paul Lewin                      Pete Wedele

Greyhound Track — Bonita Springs, Florida  
108 Racing Days — Dec. 6, 1984 to April 15, 1985 — 159 Performances

Pari-Mutuel Handle .....	\$43,196,444.00
Average Performance .....	271,675.75
Average Wager Per Capita-Based on Taxable Admissions .....	83.50
Total Paid Attendance .....	517,327
Average Paid Attendance Per Performance .....	3,254

Distribution of Handle	
Redistributed to Public as Winnings .....	\$34,462,417.60

Paid to State	
Daily License Fee .....	\$ 165,360.00
Tax on Handle .....	2,980,829.77
Breaks .....	159,728.28
State 50% Surtax .....	181,775.89
Total For State .....	<u>\$ 3,487,693.94</u>

Retained by Track/Fronton .....	\$ 4,601,604.74
Restricted Funds:	
Withheld for Additional Purses .....	229,085.88
Withheld for Capital Improvement .....	415,641.84
Withheld for Owners' Awards .....	0.00
Total for Track/Fronton .....	<u>\$ 5,246,332.46</u>

Grand Total Handle .....	<u><u>\$43,196,444.00</u></u>
--------------------------	-------------------------------

Other State Income	
Admission Tax .....	\$ 63,780.64
Occupational Licenses .....	6,098.00
Kennel Names .....	0.00
Total Other State Income .....	<u><u>\$ 69,878.64</u></u>

Total Purses Paid/Players Compensation 1984-1985 Season: \$1,364,893.02  
Seating Capacity: 2,420—Parking: 2,700 Spaces  
Length of Track/Height of Overhead: 300 Feet  
Length of Stretch/Court: 1320 Feet—Width of Track/Court: 18 Feet  
Equipment: Autotote, Ltd., Double Inside Lure

Division of Pari-Mutuel Wagering

DAYTONA BEACH KENNEL CLUB, INC.  
2201 Volusia Avenue, Daytona Beach, Florida 32014

Officers

John G. Masoni, *President* F.D. Littlefield, *Vice President*  
Robert Entis, *Secretary* John G. Masino, *Treasurer*

Directors

Robert Entis F.D. Littlefield John G. Masoni

Greyhound Track — Daytona Beach., Florida

27 Racing Days — May 24, 1985 to June 29, 1985 — 38 Performances

60 Racing Days — July 2, 1984 to Sept. 8, 1984 — 87 Performances

87

125

Pari-Mutuel Handle .....	\$27,062,391.00
Average Performance .....	216,499.13
Average Wager Per Capita-Based on Taxable Admissions .....	82.67
Total Paid Attendance .....	327,335
Average Paid Attendance Per Performance .....	2,619

Distribution of Handle

Redistributed to Public as Winnings .....

\$21,605,746.37
-----------------

Paid to State

Daily License Fee .....	\$ 130,000.00
Tax on Handle .....	1,819,241.81
Breaks .....	72,340.24
State 50% Surtax .....	122,836.95
Total for State .....	\$ 2,144,419.00

Retained by Track/Fronton .....

\$ 2,912,008.32
-----------------

Restricted Funds:

Withheld for Additional Purses .....	136,577.92
Withheld for Capital Improvement .....	263,639.39
Withheld for Owners' Awards .....	0.00

Total for Track/Fronton .....

\$ 3,312,225.63
-----------------

Grand Total Handle .....

<u>\$27,062,391.00</u>
------------------------

Other State Income

Admission Tax .....	\$ 37,801.67
Occupational Licenses .....	12,444.00
Kennel Names .....	350.00
Total Other State Income .....	<u>\$ 50,595.67</u>

Total Purses Paid/Players Compensation 1984-1985 Season: \$857,730.19

Seating Capacity: 3,100—Parking: 2,000 Spaces

Length of Track/Height of Overhead: 300 Feet

Length of Stretch/Court: 1320 Feet—Width of Track/Court: 22 Feet

Equipment: Autotote Ltd., Single Inside Lure

## Division of Pari-Mutuel Wagering

### INVESTMENT CORPORATION OF PALM BEACH

Congress Avenue & Belvedere Road, West Palm Beach, Florida 33409

#### Officers

Patrick J. Rooney, <i>President</i>	John J. Rooney, <i>Vice President</i>
Timothy J. Rooney, <i>Vice President</i>	Arthur J. Rooney, Jr., <i>Secretary</i>
Daniel M. Rooney, <i>Treasurer</i>	

#### Directors

John J. Rooney	Daniel M. Rooney
Arthur J. Rooney, Jr.	Arthur J. Rooney, Sr.
Patrick J. Rooney	Timothy J. Rooney

Greyhound Track — West Palm Beach, Florida

107 Racing Days — Oct. 25, 1984 to April 27, 1985 — 160 Performances

Pari-Mutuel Handle .....	\$63,780,443.00
Average Performance .....	398,627.77
Average Wager Per Capita-Based on Taxable Admissions .....	98.13
Total Paid Attendance .....	649,982
Average Paid Attendance Per Performance .....	4,062

#### Distribution of Handle

Redistributed to Public as Winnings .....	\$51,451,274.67
---	-----------------

#### Paid to State

Daily License Fee .....	\$ 165,360.00
Tax on Handle .....	4,545,213.72
Breaks .....	170,329.39
State 50% Surtax .....	0.00
Total for State .....	\$ 4,880,903.11

Retained by Track/Fronton .....	\$ 6,742,857.72
---------------------------------	-----------------

#### Restricted Funds:

Withheld for Additional Purses .....	348,068.82
Withheld for Capital Improvement .....	357,338.68
Withheld for Owners' Awards .....	0.00

Total for Track/Fronton .....	\$ 7,448,265.22
-------------------------------	-----------------

Grand Total Handle .....	\$63,780,443.00
--------------------------	-----------------

#### Other State Income

Admission tax .....	\$ 79,866.41
Occupational Licenses .....	7,925.00
Kennel Names .....	50.00

Total Other State Income .....	\$ 87,841.41
--------------------------------	--------------

Total Purses Paid/Players Compensation 1984-1985 Season: \$1,950,143.82

Seating Capacity: 4,100—Parking: 3,400 Spaces

Length of Track/Height of Overhead: 350 Feet

Length of Stretch/Court: 1320 Feet—Width of Track/Court: 20 Feet

Equipment: Autotote, Ltd., Single Inside Lure



Division of Pari-Mutuel Wagering

INVESTMENT CORPORATION OF SOUTH FLORIDA

P.O. Box 2007, Hollywood, Florida 33022

Officers

Bernard Hartman, *President*  
Herbert Tyner, *Secretary*

Herbert Tyner, *Vice President*  
Joseph Lipson, *Treasurer*

Directors

Bernard Hartman

Herbert Tyner

Walter Muller

Greyhound Track — Hollywood, Florida

104 Racing Days — Dec. 26, 1984 to April 25, 1985 — 156 Performances

Pari-Mutuel Handle .....	\$102,402,476.00
Average Performance .....	656,426.13
Average Wager Per Capita-Based on Taxable Admissions .....	110.56
Total Paid Attendance .....	926,189
Average Paid Attendance Per Performance .....	5,937

Distribution of Handle

Redistributed to Public as Winnings ..... \$ 81,748,171.55

Paid to State

Daily License Fee .....	\$ 162,240.00
Tax on Handle .....	7,486,188.21
Breaks .....	259,364.76
State 50% Surtax .....	466,783.13
Total for State .....	\$ 8,374,576.10

Retained by Track/Fronton ..... \$ 10,747,683.68

Restricted Funds:

Withheld for Additional Purses .....	532,403.82
Withheld for Capital Improvement .....	999,640.85
Withheld for Owners' Awards .....	0.00

Total for Track/Fronton ..... \$ 12,279,728.35

Grand Total Handle ..... \$102,402,476.00

Other State Income

Admission Tax .....	\$ 105,047.90
Occupational Licenses .....	8,767.00
Kennel Names .....	800.00
Total Other State Income .....	<u>\$ 114,614.90</u>

Total Purses Paid/Players Compensation 1984-1985 Season: \$2,792,740.00

Seating Capacity: 9,000—Parking: 5,000 Spaces

Length of Track/Height of Overhead: 300 Feet

Length of Stretch/Court: 1372 Feet—Width of Track/Court: 22 Feet

Equipment: Autotote, Ltd., Double Inside Lure



Division of Pari-Mutuel Wagering

JEFFERSON COUNTY KENNEL CLUB, INC.

P.O. Box 400, Monticello, Florida 32344

Officers

Steve Andris, *President*

Roland Wagner, *Vice President*

Andy Andris, *Secretary*

Andy Andris, *Treasurer*

Directors

John E. Petersen

Charles R. Hart

Nathaniel W. Polak

W.C. Hawkins

Roland D. Wagner

Andy Andris

Steve Andris

Greyhound Track — Monticello, Florida

49 Racing Days — Sept. 6, 1984 to June 29, 1985 — 59 Performances

55 Racing Days — July 2, 1984 to Sept. 5, 1984 — 66 Performances

104

125

Pari-Mutuel Handle .....	\$18,100,214.00
Average Performance .....	144,801.71
Average Wager Per Capita-Based on Taxable Admissions .....	99.49
Total Paid Attendance .....	181,928
Average Paid Attendance Per Performance .....	1,455

Distribution of Handle

Redistributed to Public as Winnings .....

\$14,439,847.15

Paid to State

Daily License Fee .....

\$ 130,000.00

Tax on Handle .....

1,138,116.24

Breaks .....

39,151.40

State 50% Surtax .....

87,032.78

Total For State .....

\$ 1,394,300.42

Retained by Track/Fronton .....

\$ 1,987,045.10

Restricted Funds:

Withheld for Additional Purses .....

95,812.18

Withheld for Capital Improvement .....

183,209.15

Withheld for Owners' Awards .....

0.00

Total For Track/Fronton .....

\$ 2,266,066.43

Grand Total Handle .....

\$18,100,214.00

Other State Income

Admission Tax .....

\$ 18,192.80

Occupational Licenses .....

7,451.00

Kenel Names .....

350.00

Total Other State Income .....

\$ 25,993.80

Total Purses Paid/Players Compensation 1984-1985 Season: \$566,791.00

Seating Capacity: 1,800—Parking: 1,900 Spaces

Length of Track/Height of Overhead: 361Feet

Length of Stretch/Court: 1426 Feet—Width of Track/Court: 20 Feet

Equipment: American Totalisator, Company, Inc., Single Inside Lure

Division of Pari-Mutuel Wagering

KEYS RACING INC.  
P.O. Box 2451, Key West, Florida 33040

Officers

Daniel C. Carney, *President* D.C. Carney, *Secretary*

Directors

Thomas F. Carney, Jr. Joseph E. Carney Daniel C. Carney

Greyhound Track — Key West, Florida

105 Racing Days — Dec. 13, 1984 to April 20, 1985 — 124 Performances

Pari-Mutuel Handle .....	\$5,272,410.00
Average Performance .....	42,519.44
Average Wager Per Capita-Based on Taxable Admissions .....	79.03
Total Paid Attendance .....	66,714
Average Paid Attendance Per Performance .....	538

Distribution of Handle

Redistributed to Public as Winnings ..... \$4,249,951.70

Paid to State

Daily License Fee .....	\$ 73,600.00
Tax on Handle .....	165,103.16
Breaks .....	16,191.69
State 50% Surtax .....	0.00
Total For State .....	\$ 254,894.85

Retained by Track/Fronton ..... \$ 707,833.97

Restricted Funds:

Withheld for Additional Purses .....	29,864.74
Withheld for Capital Improvement .....	29,864.74
Withheld for Owners' Awards .....	0.00

Total for Track/Fronton ..... \$ 767,563.45

Grand Total Handle ..... \$5,272,410.00

Other State Income

Admission Tax .....	\$ 6,671.40
Occupational Licenses .....	5,539.00
Kennel Names .....	200.00
Total Other State Income .....	<u>\$ 12,410.40</u>

Total Purses Paid/Players Compensation 1984-1985 Season: \$160,394.52

Seating Capacity: 709—Parking: 375 Spaces

Length of Track/Height of Overhead: 288 Feet

Length of Stretch/Court: 1320 Feet—Width of Track/Court: 18 Feet

Equipment: United Tote Company, Single Inside Lure

Division of Pari-Mutuel Wagering

ORANGE PARK KENNEL CLUB, INC.  
P.O. Box 41309, Jacksonville, Florida 32203

Officers

James J. Patton, *President* Charles W. Bidwill, *Vice President*  
Donald W. Howell, Sr., *Secretary* Robert J. Pitocchelli, *Asst. Secretary*  
William H. Johnston, Jr., *Treasurer* John C. Howell, *Asst. Treasurer*

Directors

John C. Howell Robert J. Pitocchelli  
Donald W. Howell, Sr. William H. Johnston, Jr.  
Charles W. Bidwill James J. Patton

Greyhound Track — Jacksonville, Florida  
107 Racing Days — Nov. 19, 1984 to Mar. 23, 1985 — 144 Performances

Pari-Mutuel Handle .....	\$44,747,239.00
Average Performance .....	310,744.72
Average Wager Per Capita-Based on Taxable Admissions .....	114.13
Total Paid Attendance .....	392,085
Average Paid Attendance Per Performance .....	2,723

Distribution of Handle	
Redistributed to Public as Winnings .....	\$36,100,887.55

Paid to State	
Daily License Fee .....	\$ 149,760.00
Tax on Handle .....	3,127,190.18
Breaks .....	85,957.13
State 50% Surtax .....	0.00
Total for State .....	\$ 3,362,907.31

Retained by Track/Fronton .....	\$ 4,769,831.62
Restricted Funds:	
Withheld for Additional Purses .....	256,806.26
Withheld for Capital Improvement .....	256,806.26
Withheld for Owners' Awards .....	0.00
Total for Track/Fronton .....	\$ 5,283,444.14

Grand Total Handle .....	<u>\$44,747,239.00</u>
--------------------------	------------------------

Other State Income	
Admission Tax .....	\$ 48,865.05
Occupational Licenses .....	1,568.00
Kennel Names .....	50.00
Total Other State Income .....	<u>\$ 50,483.05</u>

Total Purses Paid/Players Compensation 1984-1985 Season: \$1,364,313.14  
Seating Capacity: 4,100—Parking: 4,000 Spaces  
Length of Track/Height of Overhead: 350 Feet  
Length of Stretch/Court: 1320 Feet—Width of Track/Court: 20 Feet  
Equipment: American Totalisator Company, Inc., Single Outside Lure



Division of Pari-Mutuel Wagering

ST. PETERSBURG KENNEL CLUB, INC.  
10490 Gandy Blvd., St. Petersburg, Florida 33702

Officers

A.V. Weaver, Jr., *President*      Mrs. William N. Hankins, *Vice President*  
V.O. Weaver, *Vice President*      William B. Heindel, *Treasurer/Secretary*

Directors

William B. Heindel      Mrs. Patricia C. Baynard  
Harry M. Piper      Glenn E. Loughridge  
Mary Margaret Winning      Mrs. William N. Hankins      A.V. Weaver, Jr.

Greyhound Track — St. Petersburg, Florida  
103 Racing Days — Jan. 4, 1985 to May 7, 1985 — 156 Performances

Pari-Mutuel Handle .....	\$106,532,694.00
Average Performance .....	682,901.88
Average Wager Per Capita-Based on Taxable Admissions .....	101.97
Total Paid Attendance .....	1,044,760
Average Paid Attendance Per Performance .....	6,697

Distribution of Handle	
Redistributed to Public as Winnings .....	\$ 85,961,114.27

Paid to State	
Daily License Fee .....	\$ 162,240.00
Tax on Handle .....	7,800,084.70
Breaks .....	287,219.16
State 50% Surtax .....	0.00
Total for State .....	\$ 8,249,543.86

Retained by Track/Fronton .....	\$ 11,167,776.07
Restricted Funds:	
Withheld for Additional Purses .....	569,038.09
Withheld for Capital Improvement .....	585,221.71
Withheld for Owners' Awards .....	0.00
Total for Track/Fronton .....	\$ 12,322,035.87

Grand Total Handle .....	<u>\$106,532,694.00</u>
--------------------------	-------------------------

Other State Income	
Admission Tax .....	\$ 150,858.16
Occupational Licenses .....	11,370.00
Kennel Names .....	200.00
Total Other State Income .....	<u>\$ 162,428.16</u>

Total Purses Paid/Players Compensation 1984-1985 Season: \$3,240,826.23  
Seating Capacity: 8,500—Parking: 5,250 Spaces  
Length of Track/Height of Overhead: 224 Feet  
Length of Stretch/Court: 1320 Feet—Width of Track/Court: 21 Feet  
Equipment: Autotote, Ltd., Single Inside Lure







Division of Pari-Mutuel Wagering  
**SEMINOLE GREYHOUND PARK, INC.**  
 2000 Seminola Blvd., Caselberry, Florida 32707

*Officers*

Philip R. Consolo, Sr., *President* Robert Consolo, Jr., *Secretary/Treas.*

Greyhound Track — Caselberry, Florida

50 Racing Days — May 3, 1985 to June 29, 1985 — 74 Performances  
54 Racing Days — July 2, 1984 to Sept. 1, 1984 — 83 Performances  
 104 157

Pari-Mutuel Handle .....	\$35,420,243.00
Average Performance .....	225,606.64
Average Wager Per Capita-Based on Taxable Admissions .....	107.26
Total Paid Attendance .....	330,229
Average Paid Attendance Per Performance .....	2,103

Distribution of Handle

Redistributed to Public as Winnings .....	\$28,234,082.09
---	-----------------

Paid to State

Daily License Fee .....	\$ 164,000.00
Tax on Handle .....	2,393,638.46
Breaks .....	82,694.69
State 50% Surtax .....	<u>164,693.16</u>
Total For State .....	\$ 2,805,026.31

Retained by Track/Fronton .....	\$ 3,807,996.46
---------------------------------	-----------------

Restricted Funds:

Withheld for Additional Purses .....	200,998.62
Withheld for Capital Improvement .....	372,139.52
Withheld for Owners' Awards .....	<u>0.00</u>

Total for Track/Fronton .....	\$ 4,381,134.60
-------------------------------	-----------------

Grand Total Handle .....	<u><u>\$35,420,243.00</u></u>
--------------------------	-------------------------------

Other State Income

Admission Tax .....	\$ 54,455.53
Occupational Licenses .....	16,176.00
Kennel Names .....	<u>600.00</u>
Total Other State Income .....	<u><u>\$ 71,231.53</u></u>

Total Purses Paid/Players Compensation 1984-1985 Season: \$1,064,663.04

Seating Capacity: 3,000—Parking: 4,000 Spaces

Length of Track/Height of Overhead: 216 Feet

Length of Stretch/Court: 1355 Feet—Width of Track/Court: 20 Feet

Equipment: Autotote Ltd., Single Inside Lure

Division of Pari-Mutuel Wagering  
 WASHINGTON COUNTY KENNEL CLUB, INC.  
 Highway 79, Ebro, Florida 32437

*Officers*

Luther F. Hess, *President*    Paul Dervaes, *President*  
 Paul Dervaes, *Treasurer*

*Directors*

John H. Hater	Luther F. Hess
Paul Dervaes	Craig R. Stevens
Harry L. Hess	Stockton R. Hess
Sidney Summers	Robert E. Hater III

Greyhound Track — Ebro, Florida

54 Racing Days — Sept. 6, 1984 to June 29, 1985 —	69 Performances
<u>55 Racing Days — July 2, 1984 to Sept. 3, 1984 —</u>	<u>78 Performances</u>
109	147

Pari-Mutuel Handle .....	\$21,291,070.00
Average Performance .....	144,837.21
Average Wager Per Capita-Based on Taxable Admissions .....	98.80
Total Paid Attendance .....	215,492
Average Paid Attendance Per Performance .....	1,466

Distribution of Handle	
Redistributed to Public as Winnings .....	\$16,995,841.00

Paid to State	
Daily License Fee .....	\$ 152,800.00
Tax on Handle .....	1,338,821.33
Breaks .....	61,060.64
State 50% Surtax .....	96,028.64
Total for State .....	<u>\$ 1,648,710.61</u>

Retained by Track/Fronton .....	\$ 2,332,296.69
Restricted Funds:	
Withheld for Additional Purses .....	108,775.08
Withheld for Capital Improvement .....	205,446.22
Withheld for Owners' Awards .....	0.00
Total for Track/Fronton .....	<u>\$ 2,646,517.99</u>

Grand Total Handle .....	<u><u>\$21,291,070.00</u></u>
--------------------------	-------------------------------

Other State Income	
Admission Tax .....	\$ 28,013.96
Occupational Licenses .....	6,413.00
Kennel Names .....	150.00
Total Other State Income .....	<u><u>\$ 34,576.96</u></u>

Total Purses Paid/Players Compensation 1984-1985 Season: \$651,844.62  
 Seating Capacity: 3,000—Parking: 1,500 Spaces  
 Length of Track/Height of Overhead: 1,344 Feet  
 Length of Stretch/Court: 333 Feet—Width of Track/Court: 18 Feet  
 Equipment: Autotote, Ltd.

Division of Pari-Mutuel Wagering  
**WEST FLAGLER ASSOCIATES, LTD.**  
 401 NW 38 Ct., Miami, Florida 33126

*Officers*

Florence Hecht, *General Partner*    Barbara Havenick, *General Partner*  
 Isabelle Amdur, *General Partner*  
 Southwest Florida Enterprises, Inc., *General Partner*

Greyhound Track - Miami Florida

48 Racing Days — Sept. 5, 1984 to Oct. 30, 1984 — 73 Performances

Pari-Mutuel Handle .....	\$40,117,933.00
Average Performance .....	549,560.73
Average Wager Per Capita-Based on Taxable Admissions .....	122.90
Total Paid Attendance .....	326,432
Average Paid Attendance Per Performance .....	4,472
 Distribution of Handle	
Redistributed to Public as Winnings .....	\$32,002,029.65
 Paid to State	
Daily License Fee .....	\$ 75,920.00
Tax on Handle .....	2,910,262.92
Breaks .....	101,635.91
State 50% Surtax .....	186,533.15
Total for State .....	<u>\$ 3,274,351.98</u>
 Retained by Track/Fronton .....	
Restricted Funds:	
Withheld for Additional Purses .....	213,635.53
Withheld for Capital Improvement .....	404,335.22
Withheld for Owners' Awards .....	0.00
Total for Track/Fronton .....	<u>\$ 4,841,551.37</u>
 Grand Total Handle .....	
	<u><u>\$40,117,933.00</u></u>
 Other State Income	
Admission Tax .....	\$ 35,128.55
Occupational Licenses .....	3,460.00
Kennel Names .....	250.00
Total Other State Income .....	<u><u>\$ 38,838.55</u></u>

Total Purses Paid/Players Compensation 1984-1985 Season: \$2,484,630.00

Seating Capacity: 13,000—Parking: 6,700 Spaces

Length of Track/Height of Overhead: 333 Feet

Length of Stretch/Court: 1320 Feet—Width of Track/Court: 21 Feet

Equipment: American Totalisator Company, Inc., Double Inside Lure



Division of Pari-Mutuel Wagering

FLORIDA JAI-ALAI, INC.  
P.O. Box 107, Fern Park, Florida 32730

*Officers*

Roberta P. Stockham, *Secretary* Elizabeth A. Calder, *Vice-President*  
Hort A. Soper, *President*

*Directors*

William Modahl Elizabeth A. Calder Hort A. Soper

Jai-Alai — Fern Park, Florida

107 Racing Days — Aug. 17, 1984 to Dec. 22, 1984 — 159 Performances

Pari-Mutuel Handle .....	\$27,413,472.00
Average Performance .....	172,411.77
Average Wager Per Capita-Based on Taxable Admissions .....	92.73
Total Paid Attendance .....	295,637
Average Paid Attendance Performance .....	1,859

Distribution of Handle

Redistributed to Public as Winnings ..... \$21,781,732.94

Paid to State

Daily License Fee .....	\$ 165,360.00
Tax on Handle .....	1,664,131.55
Breaks .....	39,247.41
State 50% Surtax .....	131,271.50
Total for State .....	\$ 2,000,010.46

Retained by Track/Fronton ..... \$ 3,362,814.24

Restricted Funds

Withheld for Additional Purses .....	0.00
Withheld for Capital Improvement .....	268,914.36
Withheld for Owners' Awards .....	0.00

Total for Track/Fronton ..... \$ 3,631,728.60

Grand Total Handle ..... \$27,413,472.00

Other State Income

Admission Tax .....	\$ 38,432.81
Occupational Licenses .....	2,585.00
Kennel Names .....	0.00
Total Other State Income .....	<u>\$ 41,017.81</u>

Total Purses Paid/Players Compensation 1984-1985 Season: \$620,108.33

Seating Capacity: 3,073—Parking: 1,500 Spaces

Length of Track/Height of Overhead: 48 Feet

Length of Stretch/Court: 180 Feet—Width of Track/Court: 50 Feet

Equipment: Autotote, Ltd.



Division of Pari-Mutuel Wagering

THE FRONTON, INC.

1415 45th Street, West Palm Beach, Florida 33407

Officers

Arthur W. Silvester, Sr., *President*    Arthur W. Silvester, Jr., *Vice President*  
 Arthur W. Silvester, Jr., *Secretary*    Renee T. Silvester, *Treasurer*

Directors

Arthur W. Silvester, Sr.    Arthur W. Silvester, Jr.    Renee T. Silvester

Jai-Alai — West Palm Beach, Florida

108 Racing Days — Nov. 2, 1984 to April 8, 1985 — 159 Performances

Pari-Mutuel Handle .....	\$39,646,015.00
Average Performance .....	249,346.01
Average Wager Per Capita-Based on Taxable Admissions .....	85.72
Total Paid Attendance .....	462,519
Average Paid Attendance Per Performance .....	2,909

Distribution of Handle

Redistributed to Public as Winnings .....	\$31,529,211.85
---	-----------------

Paid to State

Daily License Fee .....	\$ 165,360.00
Tax on Handle .....	2,532,642.10
Breaks .....	62,705.73
State 50% Surtax .....	187,880.59
Total For State .....	\$ 2,948,588.42

Retained by Track/Fronton .....	\$ 4,805,725.26
---------------------------------	-----------------

Restricted Funds:

Withheld for Additional Purses .....	0.00
Withheld for Capital Improvement .....	362,489.47
Withheld for Owners' Awards .....	0.00

Total for Track/Fronton .....	\$ 5,168,214.73
-------------------------------	-----------------

Grand Total Handle .....	<u>\$39,646,015.00</u>
--------------------------	------------------------

Other State Income

Admission Tax .....	\$ 60,127.47
Occupational Licenses .....	5,933.00
Kennel Names .....	0.00
Total Other State Income .....	<u>\$ 66,060.47</u>

Total Purses Paid/Players Compensation 1984-1985 Season: \$1,235,167.57

Seating Capacity: 7,000—Parking: 2,500 Spaces

Length of Track/Height of Overhead: 50 Feet

Length of Stretch/Court: 170 Feet—Width of Track/Court: 55 Feet

Equipment: United Tote Company







Division of Pari-Mutuel Wagering

OCALA JAI-ALAI

P.O. Box 548, Orange Park, Florida 32681

Officers

Richard P. Donovan, *President* Rudy Angulo, *Controller*  
 Gerald Coakley, *Vice President/General Manager*

Jai-Alai — Orange Park, Florida

38 Racing Days — Jan. 11, 1985 to June 29, 1985 — 58 Performances  
67 Racing Days — July 2, 1984 to Oct. 26, 1984 — 101 Performances  
 159 159

Pari-Mutuel Handle .....	\$17,938,323.00
Average Performance .....	112,819.64
Average Wager Per Capita-Based on Taxable Admissions .....	78.18
Total Paid Attendance .....	229,458
Average Paid Attendance Performance .....	1,443

Distribution of Handle

Redistributed to Public as Winnings ..... \$14,250,574.60

Paid to State

Daily License Fee .....	\$ 165,360.00
Tax on Handle .....	991,396.02
Breaks .....	25,274.38
State 50% Surtax .....	86,117.70
Total for State .....	\$ 1,268,148.10

Retained by Track/Fronton ..... \$ 2,241,517.26

Restricted Funds

Withheld for Additional Purses .....	0.00
Withheld for Capital Improvement .....	178,083.04
Withheld for Owners' Awards .....	0.00

Total for Track/Fronton ..... \$ 2,419,600.30

Grand Total Handle ..... \$17,938,323.00

Other State Income

Admission Tax .....	\$ 29,829.54
Occupational Licenses .....	3,221.00
Kennel Names .....	0.00
Total Other State Income .....	<u>\$ 33,050.54</u>

Total Purses Paid/Players Compensation 1984-1985 Season: \$1,251,000.00

Seating Capacity: 2,002—Parking: 1,100 Spaces

Length of Track/Height of Overhead: 40 Feet

Length of Stretch/Court: 176 Feet—Width of Track/Court: 40 Feet

Equipment: Autotote, Ltd.

Division of Pari-Mutuel Wagering

SPORTS PALACE, INC.

P.O. Box 1257 E G, Melbourne, Florida 32935

Officers

Milton J. Roth, *President*  
Harry J. Olsen, *Secretary*

Harry J. Olsen, *Vice President*  
Milton J. Roth, *Treasurer*

Directors

Victor E. Zast  
Nelson Kraus

Harry J. Olsen  
Milton J. Roth

Jai-Alai — Melbourne, Florida

18 Racing Days — Jan. 1, 1985 to Jan. 21, 1985 — 27 Performances  
94 Racing Days — Sept. 1, 1984 to Dec. 31, 1984 — 133 Performances  
112 160

Pari-Mutuel Handle .....	\$17,115,379.00
Average Performance .....	106,971.12
Average Wager Per Capita-Based on Taxable Admissions .....	76.01
Total Paid Attendance .....	225,167
Average Paid Attendance Per Performance .....	1,407

Distribution of Handle

Redistributed to Public as Winnings ..... \$13,602,699.52

Paid to State

Daily License Fee .....	\$ 114,530.00
Tax on Handle .....	931,191.94
Breaks .....	23,296.48
State 50% Surtax .....	82,031.60
Total for State .....	\$ 1,151,050.02

Retained by Track/Fronton ..... \$ 2,196,250.97

Restricted Funds:

Withheld for Additional Purses .....	0.00
Withheld for Capital Improvement .....	165,378.49
Withheld for Owners' Awards .....	0.00

Total for Track/Fronton ..... \$ 2,361,629.46

Grand Total Handle ..... \$17,115,379.00

Other State Income

Admission Tax .....	\$ 29,271.71
Occupational Licenses .....	1,474.00
Kennel Names .....	0.00
Total Other State Income .....	<u>\$ 30,745.71</u>

Total Purses Paid/Players Compensation 1984-1985 Season: \$539,984.00

Seating Capacity: 2,343—Parking: 1,700 Spaces

Length of Track/Height of Overhead: 48 Feet

Length of Stretch/Court: 176 Feet—Width of Track/Court: 50 Feet

Equipment: American Totalisator Company, Inc.

Division of Pari-Mutuel Wagering  
SUMMER JAI-ALAI  
3500 NW 37 Avenue, Miami, Florida 33142

*Officers*

Richard P. Donovan, *President*                      H. Paul Rico, *Vice President*

Jai-Alai — Miami, Florida

44 Racing Days — May 10, 1985 to June 29, 1985 —	66 Performances
<u>61 Racing Days — July 2, 1984 to Sept. 10, 1984 —</u>	<u>93 Performances</u>
105	159

Pari-Mutuel Handle .....	\$52,822,185.00
Average Performance .....	332,215.00
Average Wager Per Capita-Based on Taxable Admissions .....	99.77
Total Paid Attendance .....	529,435
Average Paid Attendance Performance .....	3,330

Distribution of Handle

Redistributed to Public as Winnings ..... \$42,220,541.64

Paid to State

Daily License Fee .....	\$ 165,360.00
Tax on Handle .....	3,468,150.18
Breaks .....	58,051.09
State 50% Surtax .....	<u>102,898.74</u>
Total for State .....	\$ 3,794,460.01

Retained by Track/Fronton ..... \$ 6,383,128.10

Restricted Funds

Withheld for Additional Purses .....	0.00
Withheld for Capital Improvement .....	424,055.25
Withheld for Owners' Awards .....	<u>0.00</u>

Total for Track/Fronton ..... \$ 6,807,183.35

Grand Total Handle ..... \$52,822,185.00

Other State Income

Admission Tax .....	\$ 79,558.91
Occupational Licenses .....	6,535.00
Kennel Names .....	<u>0.00</u>
Total Other State Income .....	<u><u>\$ 86,093.91</u></u>

Total Purses Paid/Players Compensation 1984-1985 Season: \$1,602,000

Seating Capacity: 4,628—Parking: 3,500 Spaces

Length of Track/Height of Overhead: 40 Feet

Length of Stretch/Court: 176 Feet—Width of Track/Court: 35 Feet

Equipment: Autotote, Ltd.



Division of Pari-Mutuel Wagering  
**TAMPA JAI-ALAI**  
 5125 South Dale Mabry Hwy., Tampa, Florida 33611

*Officers*

Richard P. Donovan, *President*                      Gerald Coakley, *Treasurer*

105 Racing Days — Jan. 4, 1985 to June 5, 1985 — 159 Performances

Pari-Mutuel Handle .....	\$42,174,621.00
Average Performance .....	265,249.19
Average Wager Per Capita-Based on Taxable Admissions .....	72.79
Total Paid Attendance .....	579,402
Average Paid Attendance Per Performance .....	3,644
Distribution of Handle	
Redistributed to Public as Winnings .....	\$33,527,828.27
Paid to State	
Daily License Fee .....	\$ 165,360.00
Tax on Handle .....	2,712,173.20
Breaks .....	67,552.56
State 50% Surtax .....	199,234.41
Total For State .....	<u>\$ 3,144,320.17</u>
Retained by Track/Fronton .....	\$ 5,102,800.03
Restricted Funds:	
Withheld for Additional Purses .....	0.00
Withheld for Capital Improvement .....	399,672.53
Withheld for Owners' Awards .....	0.00
Total For Track/Fronton .....	<u>\$ 5,502,472.56</u>
Grand Total Handle .....	<u><u>\$42,174,621.00</u></u>
Other State Income	
Admission Tax .....	\$ 75,322.26
Occupational Licenses .....	2,867.00
Kennel Names .....	0.00
Total Other State Income .....	<u><u>\$ 78,189.26</u></u>

Total Purses Paid/Players Compensation 1984-1985 Season: \$1,649,000.00  
 Seating Capacity 3,882—Parking: 3,500 Spaces  
 Length of Track/Height of Overhead: 40 Feet  
 Length of Stretch/Court: 176 Feet—Width of Track/Court: 51 Feet  
 Equipment: Autotote, Ltd.

Division of Pari-Mutuel Wagering  
**VOLUSIA JAI ALAI, INC.**  
P.O. Box 2630, Daytona Beach, Florida 32015

*Officers*

Milton J. Roth, *President*  
Harry J. Olsen, *Secretary*

Harry J. Olsen, *Vice President*  
Milton J. Roth, *Treasurer*

*Directors*

Victor E. Zast  
Milton J. Roth

Harry J. Olsen  
Nelson Kraus

Jai-Alai — Daytona Beach, Florida

104 Racing Days — Feb. 6, 1985 to June 29, 1985 — 142 Performances  
21 Racing Days — July 2, 1984 to July 30, 1984 — 31 Performances  
125 173

Pari-Mutuel Handle .....	\$24,736,670.00
Average Performance .....	142,986.53
Average Wager Per Capita-Based on Taxable Admissions .....	68.08
Total Paid Attendance .....	363,361
Average Paid Attendance Per Performance .....	2,100
Distribution of Handle	
Redistributed to Public as Winnings .....	\$19,675,024.69
 Paid to State	
Daily License Fee .....	\$ 179,920.00
Tax on Handle .....	1,449,228.65
Breaks .....	41,220.80
State 50% Surtax .....	116,176.48
Total For State .....	\$ 1,786,545.93
 Retained by Track/Fronton .....	\$ 3,049,807.48
Restricted Funds:	
Withheld for Additional Purses .....	0.00
Withheld for Capital Improvement .....	225,291.90
Withheld for Owners' Awards .....	0.00
Total for Track/Fronton .....	\$ 3,275,099.38
 Grand Total Handle .....	<u>\$24,736,670.00</u>
 Other State Income	
Admission Tax .....	\$ 47,236.93
Occupational Licenses .....	4,612.00
Kennel Names .....	0.00
Total Other State Income .....	<u>\$ 51,848.93</u>

Total Purses Paid/Players Compensation 1984-1985 Season: \$692,917.00  
Seating Capacity: 4,465—Parking: 2,079 Spaces  
Length of Track/Height of Overhead: 48 Feet  
Length of Stretch/Court: 176 Feet—Width of Track/Court: 50 Feet  
Equipment: American Totalisator Company, Inc.





Division of Pari-Mutuel Wagering  
**GULFSTREAM PARK RACING ASSOCIATION, INC.**  
Hallandale, Florida 33009

*Officers*

Douglas Donn, <i>President</i>	Jack Blair, <i>Vice President</i>
Arthur Appleton, <i>Vice President</i>	Frank J. Pepper, Jr., <i>Vice President</i>
Marc E. Cunningham, <i>Vice President</i>	Donn Flipse, <i>Secretary</i>
David S. Romanik, <i>Assistant Secretary</i>	Donn Flipse, <i>Treasurer</i>

*Directors*

Fred C. Flipse	Frank Pepper, Jr.
Marc E. Cunningham	Bonnie D. Jones
Helen D. Flipse	Donn Flipse
Arthur I. Appleton	Martha O. Appleton
James K. Appleton	Harrison Eiteljorg
Mary Anna Fowler	Jack Blair
	Douglas Donn

Thoroughbred Track - Same

50 Racing Days — Jan. 8, 1985 to March 6, 1985 — 50 Performances

Pari-Mutuel Handle .....	\$114,940,056.00
Average Performance .....	2,298,801.12
Average Wager Per Capita-Based on Taxable Admissions .....	211.22
Total Paid Attendance .....	544,161
Average Paid Attendance Per Performance .....	10,883

Distribution of Handle

Redistributed to Public as Winnings .....	\$ 92,162,395.40
---	------------------

Paid to State

Daily License Fee .....	\$ 50,900.00
Tax on Handle .....	3,504,271.87
Breaks .....	0.00
State 50% Surtax .....	0.00
Total for State .....	\$ 3,555,171.87

Retained by Track/Fronton .....	\$ 9,075,139.86
---------------------------------	-----------------

Restricted Funds:

Withheld for Additional Purses .....	8,620,504.32
Withheld for Capital Improvement .....	941,049.50
Withheld for Owners' Awards .....	0.00

Total for Track/Fronton .....	\$ 18,636,693.68
-------------------------------	------------------

Florida Thoroughbred Breeders' Association

Breaks .....	\$ 585,795.05
--------------	---------------

Grand Total Handle .....	<u>\$114,940,056.00</u>
--------------------------	-------------------------

Other State Income

Admission Tax .....	\$ 166,984.65
Occupational Licenses .....	44,225.00
Stable Names .....	6,250
Total Other State Income .....	<u>\$ 217,459.65</u>

GULFSTREAM PARK RACING ASSOCIATION, INC. (Continued)

Purses Paid/Players Compensation 1984-1985 Season: \$8,491,500.01

Seating Capacity: 19,900—Parking: 9,999 Spaces

Length of Track/Height of Overhead: 5280 Feet

Length of Stretch/Court: 952 Feet—Width of Track/Court: 80 Feet

Equipment: American Totalisator Company, Inc.

Division of Pari-Mutuel Wagering

HIALEAH, INC.

105 East 21 Street, Hialeah, Florida 33020

Officers

John J. Brunetti, *President*  
Frank Plageman, *Secretary*

Michael G. Mackey, *Vice President*  
Frank Plageman, *Treasurer*

Directors

John J. Brunetti  
Harold Snowden  
William C. Fisher  
Raul L. Martinez

Anna G. Brunetti  
Richard E. Gerstein  
Thomas P. Tatham  
John W. Galbreath

Thoroughbred Track — Hialeah, Florida

50 Racing Days — March 7, 1985 to May 3, 1985 — 50 Performances

Pari-Mutuel Handle .....	\$71,485,620.00
Average Performance .....	1,429,712.40
Average Wager Per Capita-Based on Taxable Admissions .....	213.59
Total Paid Attendance .....	334,694
Average Paid Attendance Per Performance .....	6,694

Distribution of Handle

Redistributed to Public as Winnings .....

	\$57,318,106.75
--	-----------------

Paid to State

Daily License Fee .....	\$ 50,900.00
Tax on Handle .....	1,864,025.61
Breaks .....	0.00
State 50% Surtax .....	0.00

Total for State .....

	\$ 1,914,925.61
--	-----------------

Retained by Track/Fronton .....

	\$ 5,962,297.74
--	-----------------

Restricted Funds:

Withheld for Additional Purses .....	5,346,568.67
Withheld for Capital Improvement .....	587,156.53
Withheld for Owners' Awards .....	0.00

Total for Track/Fronton .....

	\$11,896,022.94
--	-----------------

Florida Thoroughbred Breeders' Association

Breaks .....	\$ 356,565.10
--------------	---------------

Grand Total Handle .....

	<u>\$71,485,620.00</u>
--	------------------------

Other State Income

Admission Tax .....	\$ 100,906.24
Occupational Licenses .....	23,880.00
Stable Names .....	2,300.00

Total Other State Income .....

	<u>\$ 127,086.24</u>
--	----------------------

Total Purses Paid/Players Compensation 1984-1985 Season: \$5,911,225.00

Seating Capacity: 20,000—Parking: 14,000 Spaces

Length of Track/Height of Overhead: 5940 Feet

Length of Stretch/Court: 1075 Feet—Width of Track/Court: 90 Feet

Equipment: Autotote, Ltd.

Division of Pari-Mutuel Wagering  
**TAMPA BAY DOWNS**  
P.O. Box E, Oldsmar, Florida 33557

*Officers*

Stella F. Thayer, *President*                      Howell Ferguson, *Vice President*  
Marion Wofter, *Secretary*                      Henry G. Steinbrenner, *Treasurer*

Thoroughbred Track — Oldsmar, Florida  
74 Racing Days — Dec. 6, 1984 to April 9, 1985 — 74 Performances

Pari-Mutuel Handle .....	\$30,776,541.00
Average Performance .....	415,899.20
Average Wager Per Capita-Based on Taxable Admissions .....	116.42
Total Paid Attendance .....	264,353
Average Paid Attendance Performance .....	3,572
 Distribution of Handle	
Redistributed to Public as Winnings .....	\$24,088,482.27
 Paid to State	
Daily License Fee .....	\$ 74,300.00
Tax on Handle .....	28,933.00
Breaks .....	0.00
State 50% Surtax .....	0.00
Total for State .....	\$ 103,233.00
 Retained by Track/Fronton .....	
Restricted Funds:	
Withheld for Additional Purses .....	2,689,283.59
Withheld for Capital Improvement .....	249,143.58
Withheld for Owners' Awards .....	190,521.42
Total for Track/Fronton .....	\$ 6,400,430.66
 Florida Thoroughbred Breeders' Association	
Breaks .....	\$ 184,395.07
 Grand Total Handle .....	
	\$30,776,541.00
 Other State Income	
Admission Tax .....	\$ 64,946.04
Occupational Licenses .....	40,999.00
Stable Names .....	1,750.00
Total Other State Income .....	\$ 107,695.04

Total Purses Paid/Players Compensation 1984-1985 Season: \$3,366,700.00  
Seating Capacity: 6,500—Parking: 5,000 Spaces  
Length of Track/Height of Overhead: 5280 Feet  
Length of Stretch/Court: 976 Feet—Width of Track/Court: 75 Feet  
Equipment: American Totalisator Company, Inc.



Division of Pari-Mutuel Wagering  
**POMPANO PARK ASSOCIATES, LTD. - HARNESS**  
 1800 SW Third Street, Pompano Beach, Florida 33060

*Officers*

John A. Cashman, Jr., *President*  
 Harold S. Duris, *Executive Vice President/General Manager*  
 Allen J. Finkelson, *V.P. of Public Relations*  
 Michael J. Lang, *V.P. Finance/Treasurer/Secretary*

*Directors*

Frederick L. Van Lennep      John A. Cashman, Jr.      William E. Simon

Harness Track — Pompano Beach, Florida  
 120 Racing Days — Nov. 2, 1984 to April 13, 1985 — 120 Performances

Pari-Mutuel Handle .....	\$59,557,369.00
Average Performance .....	496,311.41
Average Wager Per Capita-Based on Taxable Admissions .....	118.45
Total Paid Attendance .....	502,799
Average Paid Attendance Per Performance .....	4,190

Distribution of Handle

Redistributed to Public as Winnings .....	\$46,584,363.16
---	-----------------

Paid to State

Daily License Fee .....	\$ 142,600.00
Tax on Handle .....	778,426.73
Breaks .....	0.00
State 50% Surtax .....	0.00
Total For State .....	\$ 921,026.73

Retained by Track/Fronton .....	\$ 5,700,873.98
---------------------------------	-----------------

Restricted Funds:

Withheld for Additional Purses .....	5,537,637.87
Withheld for Capital Improvement .....	514,655.25
Withheld for Owners' Awards .....	0.00

Total for Track/Fronton .....	\$11,753,167.10
-------------------------------	-----------------

Florida Standardbred Breeders' and Owners'

Association Breaks .....	\$ 298,812.01
--------------------------	---------------

Grand Total Handle .....	\$59,557,369.00
--------------------------	-----------------

Other State Income

Admission Tax .....	\$ 110,674.55
Occupational Licenses .....	114,661.00
Stable Names .....	13,100.00
Total Other State Income .....	\$ 238,435.55

Total Purses Paid/Players Compensation 1984-1985 Season: \$5,828,010.00

Seating Capacity: 8,279—Parking: 10,000 Spaces

Length of Track/Height of Overhead: 3300 Feet

Length of Stretch/Court: 608 Feet—Width of Track/Court: 80 Feet

Equipment: United Tote Company

Division of Pari-Mutuel Wagering

POMPANO PARK ASSOCIATES, LTD.-QUARTER HORSE  
1800 S.W. 3rd Street, Pompano Beach, Florida 33060

Officers

John A. Cashman, Jr., *President*      Harold S. Duris, *Executive V.P.*  
Harold S. Duris, *General Manager*      Michael J. Lang, *Secretary*  
Allen J. Finkelson, *V.P. of Public Relations*  
Michael J. Lang, *Treasurer/V.P. Finance*

Directors

William E. Simon      Frederick L. Van Lennep      John A. Cashman, Jr.

Quarterhorse Track — Pompano Beach, Florida

12 Racing Days — July 4, 1984 to July 21, 1984 — 12 Performances

Pari-Mutuel Handle .....	\$1,933,314.00
Average Performance .....	161,109.50
Average Wager Per Capita-Based on Taxable Admissions .....	89.17
Total Paid Attendance .....	21,682
Average Paid Attendance Per Performance .....	1,807

Distribution of Handle

Redistributed to Public as Winnings .....	\$1,517,075.62
---	----------------

Paid to State

Daily License Fee .....	\$ 12,800.00
Tax on Handle .....	0.00
Breaks .....	0.00
State 50% Surtax .....	0.00
Total for State .....	\$ 12,800.00

Retained by Track/Fronton .....	\$ 213,685.69
---------------------------------	---------------

Restricted Funds:

Withheld for Additional Purses .....	140,958.90
Withheld for Capital Improvement .....	17,379.40
Withheld for Owners' Awards .....	0.00

Total for Track/Fronton .....	\$ 372,023.99
-------------------------------	---------------

Florida Quarter Horse Racing Promotion

Trust Fund .....	\$ 12,081.25
1% of P/M Handle .....	19,333.14
Total to Trust Fund .....	31,414.39

Grand Total Handle .....	<u>\$1,933,314.00</u>
--------------------------	-----------------------

Other State Income

Admission Tax .....	\$ 2,847.52
Occupational Licenses .....	1,940.00
Stable Names .....	300.00
Total Other State Income .....	<u>\$ 5,087.52</u>

Total Purses Paid/Players Compensation 1984-1985 Season: 5,828,010.00

Seating Capacity: 8,279—Parking: 10,000 Spaces

Length of Track/Height of Overhead: 3300 Feet

Length of Stretch/Court: 608 Feet—Width of Track/Court: 80 Feet

Equipment: United Tote Company



NOTES

NOTES

