



Jeb Bush
Governor

Kim Binkley-Seyer
Secretary

David J. Roberts
Director

Mailing Address:
1940 North Monroe Street
Tallahassee, Florida
32399-1035

TELEPHONE:
(850) 488-9130

FAX:
(850) 488-0550

E-MAIL:
callcenter@
dbpr.state.fl.us

INTERNET:
www.MyFlorida.com

Florida's future...

**Right Here.
Right Now.**

DIVISION OF PARI-MUTUEL WAGERING

70th ANNUAL REPORT

JULY 1, 2000 – JUNE 30, 2001

**FLORIDA DEPARTMENT OF
BUSINESS AND PROFESSIONAL REGULATION**



STATE OF FLORIDA
DEPARTMENT OF BUSINESS AND PROFESSIONAL REGULATION

Florida's Future...
**Right Here.
Right Now.**

December 20, 2001

Jeb Bush
Governor

Kim Binkley-Seyer
Secretary

The Honorable Jeb Bush
Governor, State of Florida
PL05 The Capitol
Tallahassee, Florida 32399-0001

Division of Pari-Mutuel
Wagering

Office of Auditing

1940 North Monroe Street

Tallahassee, Florida

32399-1035

VOICE

850.488.9125

FAX

850.922.7939

EMAIL

Pari-Mutuel Wagering@

dbpr.state.fl.us

INTERNET

www.MyFlorida.com

Dear Governor Bush:

We are pleased to submit this seventieth Annual Report of Pari-Mutuel Wagering in the State of Florida for the Fiscal Year which ended June 30, 2001.

This report is submitted by the Department of Business and Professional Regulation, Division of Pari-Mutuel Wagering, which monitors and regulates Florida's pari-mutuel industry, collects and audits pari-mutuel tax revenue, and issues licenses to persons affiliated with pari-mutuel activities.

Florida pari-mutuel wagering produced revenue to the state of \$36.8 million, which is a decrease of 38.4 percent from the prior year's revenue. Total wagering, excluding Charity/Scholarship performances, was \$1.6 billion, which reflects a decrease of 3.3 percent from last year's wagering.

During the past fiscal year, \$2.0 million of pari-mutuel wagering revenue was distributed to the Principal State School Fund (Department of Education); \$18.9 million to the General Revenue Fund, and \$7.0 million for the Division of Pari-Mutuel Wagering's operating expenses.

The continued support and cooperation, which has been received from you and your staff, is deeply appreciated.

Respectfully submitted,

Kim Binkley-Seyer
Secretary

David J. Roberts
Director, Division of Pari-Mutuel Wagering



STATE OF FLORIDA
DEPARTMENT OF BUSINESS AND PROFESSIONAL REGULATION

Florida's Future...
**Right Here.
Right Now.**

December 20, 2001

Jeb Bush
Governor

Kim Binkley-Seyer
Secretary

The Honorable Tom Feeny
Speaker
Florida House of Representatives
Tallahassee, Florida 32399-1300

Division of Pari-Mutuel
Wagering

Office of Auditing

1940 North Monroe Street

Tallahassee, Florida

32399-1035

VOICE

850.488.9125

FAX

850.922.7939

EMAIL

Pari-Mutuel Wagering@

dbpr.state.fl.us

INTERNET

www.MyFlorida.com

Dear Speaker Feeny:

We are pleased to submit this seventieth Annual Report of Pari-Mutuel Wagering in the State of Florida for the Fiscal Year which ended June 30, 2001.

This report is submitted by the Department of Business and Professional Regulation, Division of Pari-Mutuel Wagering, which monitors and regulates Florida's pari-mutuel industry, collects and audits pari-mutuel tax revenue, and issues licenses to persons affiliated with pari-mutuel activities.

Florida pari-mutuel wagering produced revenue to the state of \$36.8 million, which is a decrease of 38.4 percent from the prior year's revenue. Total wagering, excluding Charity/Scholarship performances, was \$1.6 billion, which reflects a decrease of 3.3 percent from last year's wagering.

During the past fiscal year, \$2.0 million of pari-mutuel wagering revenue was distributed to the Principal State School Fund (Department of Education); \$18.9 million to the General Revenue Fund, and \$7.0 million for the Division of Pari-Mutuel Wagering's operating expenses.

The continued support and cooperation, which has been received from you and your staff, is deeply appreciated.

Respectfully submitted,

Kim Binkley-Seyer
Secretary

David J. Roberts
Director, Division of Pari-Mutuel Wagering



STATE OF FLORIDA
DEPARTMENT OF BUSINESS AND PROFESSIONAL REGULATION

Florida's Future...
**Right Here.
Right Now.**

December 20, 2001

Jeb Bush
Governor

Kim Binkley-Seyer
Secretary

The Honorable John M. McKay
President
The Florida State Senate
Tallahassee, Florida 32399-1100

Division of Pari-Mutuel
Wagering

Office of Auditing

1940 North Monroe Street

Tallahassee, Florida

32399-1035

VOICE

850.488.9125

FAX

850.922.7939

EMAIL

Pari-Mutuel Wagering@

dbpr.state.fl.us

INTERNET

www.MyFlorida.com

Dear President McKay:

We are pleased to submit this seventieth Annual Report of Pari-Mutuel Wagering in the State of Florida for the Fiscal Year which ended June 30, 2001.

This report is submitted by the Department of Business and Professional Regulation, Division of Pari-Mutuel Wagering, which monitors and regulates Florida's pari-mutuel industry, collects and audits pari-mutuel tax revenue, and issues licenses to persons affiliated with pari-mutuel activities.

Florida pari-mutuel wagering produced revenue to the state of \$36.8 million, which is a decrease of 38.4 percent from the prior year's revenue. Total wagering, excluding Charity/Scholarship performances, was \$1.6 billion, which reflects a decrease of 3.3 percent from last year's wagering.

During the past fiscal year, \$2.0 million of pari-mutuel wagering revenue was distributed to the Principal State School Fund (Department of Education); \$18.9 million to the General Revenue Fund, and \$7.0 million for the Division of Pari-Mutuel Wagering's operating expenses.

The continued support and cooperation, which has been received from you and your staff, is deeply appreciated.

Respectfully submitted,

Kim Binkley-Seyer
Secretary

David J. Roberts
Director, Division of Pari-Mutuel Wagering

**DEPARTMENT OF BUSINESS AND PROFESSIONAL REGULATION
 DIVISION OF PARI-MUTUEL WAGERING
 COMPREHENSIVE ANNUAL FINANCIAL REPORT
 FISCAL YEAR ENDED JUNE 30, 2001**

INTRODUCTORY SECTION

Overview and Explanation of Report Terminology.....	2
Events Shaping the 2000/2001 Racing Season in Florida	3
Division Overview.....	4

STATISTICAL SECTION

Components of Pari-Mutuel Handle for Regular Performances - On-Track.....	7
Summary of State Revenue for Regular Performances – On-Track.....	8
Summary of Track/Fronton Revenue for Regular Performances – On-Track.....	9
Components of Pari-Mutuel Handle for Regular Performances - Intertrack.....	10
Summary of Track/Fronton Revenue for Regular Performances - Intertrack.....	11
Components of Pari-Mutuel Handle for Charity/Scholarship Performances – On-Track.....	12
Minimum Required Payment for Charity/Scholarship Performances – On-Track.....	13
Summary of Track/Fronton Revenue for Charity/Scholarship Performances – On-Track.....	14
Components of Handle for Charity/Scholarship Performances - Intertrack.....	15
Summary of Track/Fronton Revenue for Charity/Scholarship Performances - Intertrack.....	16
Total Regular and Charity/Scholarship Handle	17
Summary of State Revenue from Pari-Mutuel Activities	18
Collections for Promotional Trust Funds and Breeders' Associations	19
Fiscal Year Comparative Data	20
Graphs – Historical Pari-Mutuel Wagering Activity.....	21
Charity and Scholarship Performances	24

REVENUE COLLECTED BY COUNTY

Revenue Collected by Geographical Location/Pari-Mutuel Active Permits by County.....	25
Components of Cardroom Revenue by Association.....	26

REVENUE AND OTHER DATA BY ASSOCIATION

Industry Summaries and Individual Permitholder Data	27
---	----

SPECIAL EVENTS AND PROGRAMS

Greyhound Night of Stars	64
Tournament of Champions	65
Greyhound Racing Adoption Programs	66

FINANCIAL STATEMENTS

Combined Balance Sheet, All Fund Types and Account Groups	68
Combined Statement of Revenue, Expenditures and Changes in Fund Balances	69
Notes to Financial Statements	70
Balance Sheet – Special Revenue Fund	74
Combining Statement of Revenue Expenditures and Changes in Fund Balances – Special Revenue Funds	75
Combining Balance Sheet – Fiduciary Funds – General Revenue and Agency.....	76
Schedule of Collections and Distributions – Fiduciary Fund – Collection for Other State Agencies	77
Schedule of Collections and Distributions – Fiduciary Fund – General Revenue Fund	78

PARI-MUTUEL STATUTE MATRIX

Pari-Mutuel Statute Explanation - Charts.....	79
---	----

INTRODUCTION

OVERVIEW

This annual report on pari-mutuel wagering in Florida encompasses the Fiscal Year which began July 1, 2000, and ended June 30, 2001. This is the 70th annual report in the series. The first annual report was issued for Fiscal Year 1931/32, the first year of legalized pari-mutuel wagering in Florida. That year, there were 462 cumulative operating days, total handle was \$17.4 million, and state revenue was \$0.7 million. This year, total handle exceeded \$1.6 billion, and state revenue surpassed \$36.8 million from 4,475 cumulative operating days.

In Florida, pari-mutuel wagering is authorized for thoroughbred horse racing, harness horse racing, quarter horse, Appaloosa and Arabian horse racing, greyhound racing, jai alai games, and cardroom games. Florida is one of the primary pari-mutuel states in the nation, and is the leading state in both dog racing and jai alai, as well as a major horse racing state. This annual report, which is required by Florida law, is intended to inform the Governor, the Legislature, the industry, and other interested parties as to pari-mutuel wagering activities. The report is organized into four primary sections:

1. Introductory Section - This section provides an overview of the Division of Pari-Mutuel Wagering.
2. Statistical Section - This section provides a summary of racing activities, pari-mutuel handle and taxes as well as multiple year comparative trend data.
3. Financial Section - This section provides the official financial statements of the Division of Pari-Mutuel Wagering and accompanying notes.
4. Pari-Mutuel Statute Matrix - This section provides a table which summarizes the regulations applicable to pari-mutuel wagering.

In addition, the report includes sections which detail pari-mutuel handle and revenue collected in each county and collected for each racing association or fronton, and a section, which describes special events and programs.

EXPLANATION OF REPORT TERMINOLOGY

Florida law requires intertrack wagers to be combined with the wagering pools of the host, or the broadcasting Florida track or fronton. The law also requires that the host take-out on intertrack wagers be the same as for wagers taken on-track; however, the distribution of the take-out may be different. The tax structure for on-track and intertrack wagering is explained in more detail in the Tax Structure section of this report.

For purposes of this report, on-track schedules include wagering and attendance statistics as compiled on-track for the facility at which a live race or game is being conducted, or a race or game broadcast from out-of-state that is imported. For a host pari-mutuel facility, the on-track statistics exclude intertrack wagering data for wagers and attendance at guest tracks or frontons, and also excludes wagers which are taken at the facility if it is functioning as a guest permitholder receiving intertrack broadcasts. Some permitholders do not broadcast races or games to other Florida permitholders.

Schedules of intertrack wagering included in this report are compiled for each host permitholder. These schedules reflect combined wagering statistics for all guest facilities which received broadcasts and conducted wagering which was included in the wagering pools of the host. For host permitholders, a Summary of Intertrack Dates and Handle for each guest is shown in the Revenue and Other Data by Association section of this report, as well as the components of the intertrack handle. There is no admission tax on patrons attending a facility to wager on intertrack races or games when the facility is not simultaneously conducting live performances. The schedules of intertrack wagering also include data on wagers collected at intertrack locations on races or games which were imported from out of state and rebroadcast to intertrack locations by the Florida host.

EVENTS SHAPING THE 2000/01 RACING SEASON IN FLORIDA

- Miami Jai Alai hosted the final performance of the Jai Alai Tournament of Champions on March 24, 2001. Qualifying rounds were played on March 3 at Fort Pierce Jai Alai, March 10 at Dania Jai Alai, and March 17 at Florida Jai Alai. This four-day tournament generated live handle of \$502,206 and intertrack handle of \$125,158 at Florida frontons.
- On October 7, 2000, and May 12, 2001, the American Greyhound Track Operators' Association sponsored the National Greyhound Night of Stars. This national event is conducted each year as an effort to raise public interest in greyhound racing. Several Florida tracks participated in live and/or, simulcast broadcasts of greyhound racing events from the State of Florida, as well as other greyhound facilities around the nation. The two-day event generated \$2,169,690 in nationwide wagering, of which \$652,814 was wagered at Florida tracks.
- Nearly all of Florida's greyhound tracks are actively involved in sponsoring greyhound adoption programs. Many of the state's greyhound tracks provide for on-site adoption booths, animal welfare, funding, advertising, and public information. A summary of each greyhound adoption program for the past year may be found in the "Special Events & Programs" section of this report.
- During 2000-2001, two permits were transferred:
 - The Seminole Greyhound racing permit was transferred to Sanford Orlando Kennel Club, Inc., as of January 29, 2001. The Collins & Collins Partnership (d/b/a as CCC Racing) was established and began racing on May 3, 2001. With the addition of this permit, Sanford Orlando will offer greyhound racing on a year round basis.
 - The Ocala Jai Alai gaming permit was transferred to Lake Fron, Inc., a subsidiary of Ocala Breeders' Sales, as of January 23, 2001.
- In conforming to departmental efforts to improve efficiency and customer service, the division was realigned into two major sections: Operations and Auditing, each with a chief officer responsible for section oversight. The number of field auditors was reduced with the remaining auditors being relocated to the totalizator hubs. The total first year cost savings from these changes is expected to be approximately \$375,000.
- The division is in the midst of a departmental wide re-engineering of business processes, which will result in the creation of a single licensing system. This "one-stop" center for the division's licensing patrons will improve customer service, promote greater standardization of licensing procedures, and enhance efficient record keeping. Pari-mutuel wagering licensees will have the option of renewing licenses in several ways: interactively through the Internet, by a voice interactive response system, or in the traditional face-to-face method currently used at the state's pari-mutuel facilities.
- Although several pieces of new legislation were filed dealing with the pari-mutuel wagering statutes during the 2001 Legislative Session, none was inacted into law.

THE DIVISION OF PARI-MUTUEL WAGERING

David J. Roberts, Director
John W. Johnson, Deputy Director

The Division of Pari-Mutuel Wagering is a division of the Department of Business and Professional Regulation within the Executive Branch of Florida's government. The Division is charged with the regulation of Florida's pari-mutuel industries under Florida Statutes, as well as collecting and safeguarding revenues due to the state. Since 1931, the Division has grown from the old racing commission to a professional organization regulating a highly complex and sophisticated industry.

The Division's structure is divided between the Office of Auditing and Office of Operations which act under the management of the Office of the Director. Each office focuses upon a different aspect of regulation within the pari-mutuel industry in an effort to protect state revenues and maintain the public's confidence in the integrity of the sport.

OFFICE OF AUDITING

Joe Dillmore, Chief Auditing Officer

The Office of Auditing is responsible for tax collection and financial reporting of pari-mutuel activities in Florida, and ensuring the integrity of wagering activity. The Office of Auditing's mission is to account for and safeguard state revenues, as well as to protect the wagering public by ensuring that pari-mutuel wagering is conducted in accordance with Florida Statutes and Florida Administrative Code.

The Office of Auditing is divided into three functional areas: field operations, compliance audits, and accounting/financial analysis. A pari-mutuel wagering specialist is assigned to each totalisator hub to ensure that pari-mutuel calculations are accurate, that the pari-mutuel pools are distributed as required by statutes and rules, and that the wagering activity is recorded accurately with proper payment of tax.

The compliance audit staff examines various aspects of pari-mutuel activity, which includes totalisator tests, reviews of permitholder compliance with statutes and rules, purse audits, and other pertinent financial examinations. The accounting staff ensures that state taxes are accurately collected on a timely basis, and is responsible for reviewing permitholder financial statements and other financial reports. Totalisator audits are conducted to ensure that odds are properly calculated and patrons receive the correct amount of winnings. Payments to the greyhound owners and kennel operators are audited to ensure that tracks pay the correct purse amounts. The audit staff also compiles statistical information and performs analyses as requested by the department, legislature, industry, and the governor's office.

Florida Statutes allow for numerous tax credits that Florida permitholders may be eligible to receive each fiscal year. Eligibility requirements include criteria such as: location of the pari-mutuel facility, level of wagering activity, profitability, and the hosting of special events. The Office of Auditing audits these tax credits to ensure that the eligibility requirements are met, and that the permitholder utilized the credit appropriately as outlined by Florida Statutes.

The Office of Auditing is also responsible for regulating the revenue aspect of pari-mutuel cardroom facilities to ensure the integrity of the game. This includes the accurate collection of cardroom tax revenue, the distribution of tax revenue to the counties and municipalities, and auditing each facility to ensure compliance with the Florida Statutes and the Florida Administrative Code.

OFFICE OF OPERATIONS
Royal H. Logan, Chief Operating Officer

The Office of Operations has oversight responsibility of state personnel located at each of the 26 active pari-mutuel facilities, as well as the issuance of occupational licenses.

All persons who work at a racetrack, fronton, or cardroom, and who have access to money wagered, restricted areas, and/or racing animals, must obtain an occupational license issued by the Division. During Fiscal Year 2000/2001, the Office of Operations, Licensing Section, issued 17,516 pari-mutuel occupational licenses to businesses and individuals, of which 319 were related to the operation of cardrooms. Each individual licensed with the Division is required to be fingerprinted every five years. These prints are then forwarded to the Florida Department of Law Enforcement and Federal Bureau of Investigation for processing.

In addition to licensing, the Office of Operations is responsible for ensuring that the day-to-day operation of races and games are conducted in accordance with Florida's pari-mutuel rules and laws. The stewards and judges monitor each race and conduct inquiries and hearings into alleged violations of the state pari-mutuel rules and laws.

Operations' staff collects urine, blood, and tissue samples from racing animals which are analyzed for prohibited substances by the Racing Laboratory, which is operated under a contract with the University of Florida, College of Veterinary Medicine. State veterinarians and veterinary assistants collected 103,512 samples that included: 76,261 greyhound urine samples, 13,296 horse urine samples, and 13,955 horse blood samples during Fiscal Year 2000/2001.

The Investigations Section, located within the Office of Operations, examines possible rule or statutory violations that may occur in the pari-mutuel industry, including drug positives identified by the University of Florida College of Veterinary Medicine Racing Laboratory. Cases range in complexity from the investigation of falsified license applications, to race fixing and bookmaking. This section conducts background investigations of all cardroom occupational license applicants to ensure compliance with Section 849.086, Florida Statutes, and Chapter 61D-11, Florida Administrative Code. They also conduct substantial background examinations of potential permit holders, which include in-depth review of the applicant's personal and financial background in order to ensure compliance with Sections 550.054 and 550.1815, Florida Statutes.

Investigations may result in the issuance of administrative charges and hearings before the division director or a designated hearing officer, referrals to other regulatory agencies, or to law enforcement agencies for criminal prosecution. All division rulings are honored within the United States, Canada, Mexico, and Puerto Rico, pursuant to the reciprocity agreements with the Association of Racing Commissioners International, Inc., (ARCI), and the North American Pari-Mutuel Regulators Association (NAPRA).

**UNIVERSITY OF FLORIDA
COLLEGE OF VETERINARY MEDICINE RACING LABORATORY**

The University of Florida, College of Veterinary Medicine Racing Laboratory, detects and identifies any drug, medication, stimulant, depressant, hypnotic, local anesthetic, or drug masking agent prohibited in the blood, urine or other bodily fluid of racing horses and greyhounds.

During Fiscal Year 2000/2001, the laboratory received and processed 103,512 samples which resulted in 645,427 analyses being conducted on these samples. The vigilant monitoring of samples by the laboratory serves to deter the illegal use of drugs in racing animals in Florida.

	Horse Urine/Blood	Greyhound Urine*	Investigative	Miscellaneous**
Samples Received	27,251	76,261	7	96
Samples Analyzed	27,461	32,801	7	96
Number of Analyses	386,384	259,043	95	1577
Positives	85	74	N/A	N/A

* Quantity Not Sufficient For Testing (QNS) 43,356 (57%)

** Administration, Quality Assurance and Service Samples

DRUG POSITIVES FOR FISCAL YEAR 2000/2001

<i>Types of Positives</i>	<i>Horse</i>	<i>Greyhound</i>
2-(1-Hydroxyethyl-Promazine, 7-Hydroxy, 2-(1-Hydroxy Ethel) Promazine	1	
Albuterole	3	
Benzococgonine	4	35
Benzococgonine/EcgonineMethylester	1	3
Caffeine	2	
Caffeine/Theophylline	1	
Clenbuterol	1	
Dimethyl Sulfoxide	8	5
Flunixin		21
Gamma-Hydroxyphenylbutazone		1
Guaifenesin	1	
Methocarbamol	1	3
Methylenedioxymethamphetamine (MDMA)		1
Phenylbutazone/Oxphenbutazone	58	
Phenylpropanolamine/Pseudoephedrine/Ephedrine		2
Procaine		3
Terbutaline	3	
Theophylline	1	
TOTAL	85	74

Note: Reduced number of positive due to Rule Amendment effective June 6, 2001, permitting sulfa drugs in horses and greyhounds.

STATISTICAL SECTION

COMPONENTS OF PARI-MUTUEL HANDLE FOR REGULAR PERFORMANCES ON-TRACK

Fiscal Year 2000/2001	Total Tax to State (1)	Total Track/ Fronton Revenues From Pari-Mutuel Handle	Public Pool	Collection For Awards Program	Total Pari-Mutuel Handle
Greyhound Racing Associations					
Bet Miami Greyhounds	\$858,127	\$3,239,008	\$13,518,019		\$17,615,154
Bonita-Ft. Myers Greyhound(S.W. FL Enterprises)	972,039	5,455,503	21,639,876		28,067,418
CCC Racing (Formerly Seminole Greyhound)	102,973	1,321,842	4,099,017		5,523,832
Daytona Beach Kennel Club, Inc.	621,942	4,838,592	15,331,463		20,791,997
Flagler Greyhound(West Flagler Associates, Ltd.)	848,909	3,092,141	13,048,125		16,989,175
Hollywood Greyhound (Hartman & Tyner, Inc.)	1,171,052	4,980,636	20,016,841		26,168,529
Jacksonville Kennel Club, Inc.	420,463	2,320,696	8,789,082		11,530,241
Jefferson County Kennel Club, Inc.	386,353	1,148,354	3,724,538		5,259,245
Melbourne Greyhound(Sports Palace, Inc.)	53,213	524,666	1,461,014		2,038,893
Orange Park Kennel Club, Inc.	484,798	2,606,472	9,930,410		13,021,680
Palm Beach Kennel(Inv. Corp. of Palm Beach)	2,858,193	9,857,305	40,877,897		53,593,395
Pensacola Greyhound Track, Inc.	272,947	2,108,655	6,808,290		9,189,892
Sanford-Orlando Kennel Club, Inc.	68,783	2,013,652	7,007,699		9,090,134
Sarasota Kennel Club, Inc.	99,777	2,336,238	8,276,381		10,712,396
St. Johns Greyhound(Bayard Raceways, Inc.)	202,230	1,397,158	5,138,259		6,737,647
St. Petersburg Kennel Club, Inc.	1,876,755	7,198,923	29,134,040		38,209,718
Tampa Greyhound(Associated Outdoor Club, Inc.)	497,336	4,057,834	14,887,524		19,442,694
Washington County Kennel Club, Inc.	478,814	1,381,075	4,277,765		6,137,654
Total Greyhound Tracks	12,274,704	59,878,750	227,966,240	0	300,119,694
Jai Alai Frontons					
Dania Jai Alai(Div. Of The Aragon Group, Inc.)	197,420	3,880,060	13,322,640		17,400,120
Ft. Pierce Jai Alai(Florida Gaming Centers)	53,637	661,714	1,877,249		2,592,600
Miami Jai Alai(Florida Gaming Centers)	117,920	3,797,967	11,167,872		15,083,759
Ocala Jai Alai(Florida Gaming Centers)	27,280	147,262	458,854		633,396
Orlando Jai Alai(Florida Jai Alai, Inc.)	241,700	3,137,877	11,032,008		14,411,585
Summer Jai Alai	119,560	3,603,115	10,614,722		14,337,397
Summersport Enterprises, Ltd.	95,580	1,664,817	5,759,837		7,520,234
Total Jai Alai Frontons	853,097	16,892,812	54,233,182	0	71,979,091
Thoroughbred Racing Associations					
Calder Race Course, Inc.	830,520	24,163,849	99,548,654	1,200,853	125,743,876
Gulfstream Park Racing Association, Inc.	673,758	21,413,737	92,677,423	1,106,573	115,871,491
Hialeah Racing Association, LLC	163,990	7,683,257	29,438,039	359,507	37,644,793
Tampa Bay Downs, Inc.	357,959	8,445,000	31,592,680	394,109	40,789,748
Tropical Park, Inc.	297,482	8,590,685	34,806,887	421,311	44,116,365
Total Thoroughbred Tracks	2,323,709	70,296,528	288,063,683	3,482,353	364,166,273
Harness Racing Associations					
Pompano Park Racing(PPI, Inc.)	639,147	12,419,945	43,598,568	91,329	56,748,989
TOTAL FOR ALL TRACKS AND FRONTONS	\$16,090,657	\$159,488,035	\$613,861,673	\$3,573,682	\$793,014,047

(1) Net of Tax on Attendance

SUMMARY OF STATE REVENUE FOR REGULAR PERFORMANCES ON-TRACK

Fiscal Year 2000/2001	Daily License Fee	Tax on Handle	State Breaks	Total From Handle	Tax on Attendance	Total Tax to State
Greyhound Racing Associations						
Bet Miami Greyhounds	\$146,020	\$712,107		\$858,127	\$5,635	\$863,762
Bonita-Ft. Myers Greyhound(S.W. FL Enterprises)	195,120	776,919		972,039	1,392	973,431
CCC Racing (Formerly Seminole Greyhound)	40,320	62,653		102,973	1,091	104,064
Daytona Beach Kennel Club, Inc.	188,000	433,942		621,942	12,090	634,032
Flagler Greyhound(West Flagler Associates, Ltd.)	191,520	657,389		848,909	1,927	850,836
Hollywood Greyhound (Hartman & Tyner, Inc.)	163,320	1,007,732		1,171,052	10,059	1,181,111
Jacksonville Kennel Club, Inc.	82,420	338,043		420,463	3,986	424,449
Jefferson County Kennel Club, Inc.	196,000	190,353		386,353	4,594	390,947
Melbourne Greyhound(Sports Palace, Inc.)	25,920	27,293		53,213	420	53,633
Orange Park Kennel Club, Inc.	100,320	384,478		484,798	4,297	489,095
Palm Beach Kennel(Inv. Corp. of Palm Beach)	417,520	2,440,673		2,858,193	42,464	2,900,657
Pensacola Greyhound Track, Inc.	105,040	167,907		272,947	1,161	274,108
Sanford-Orlando Kennel Club, Inc.	25,760	43,023		68,783	722	69,505
Sarasota Kennel Club, Inc.	22,400	77,377		99,777	1,473	101,250
St. Johns Greyhound(Bayard Raceways, Inc.)	45,520	156,710		202,230	1,718	203,948
St. Petersburg Kennel Club, Inc.	206,000	1,670,755		1,876,755	12,507	1,889,262
Tampa Greyhound(Associated Outdoor Club, Inc.)	94,080	403,256		497,336	4,974	502,310
Washington County Kennel Club, Inc.	214,240	264,574		478,814	6,192	485,006
Total Greyhound Tracks	<u>2,459,520</u>	<u>9,815,184</u>	<u>0</u>	<u>12,274,704</u>	<u>116,702</u>	<u>12,391,406</u>
Jai Alai Frontons						
Dania Jai Alai(Div. Of The Aragon Group, Inc.)	197,420	0		197,420	0	197,420
Ft. Pierce Jai Alai(Florida Gaming Centers)	52,000	1,637		53,637	3,184	56,821
Miami Jai Alai(Florida Gaming Centers)	117,920	0		117,920	0	117,920
Ocala Jai Alai(Florida Gaming Centers)	27,280	0		27,280	0	27,280
Orlando Jai Alai(Florida Jai Alai, Inc.)	201,360	40,340		241,700	6,410	248,110
Summer Jai Alai	119,560	0		119,560	0	119,560
Summersport Enterprises, Ltd.	95,580	0		95,580	0	95,580
Total Jai Alai Frontons	<u>811,120</u>	<u>41,977</u>	<u>0</u>	<u>853,097</u>	<u>9,594</u>	<u>862,691</u>
Thoroughbred Racing Associations						
Calder Race Course, Inc.	201,800	628,720		830,520	38,508	869,028
Gulfstream Park Racing Association, Inc.	94,400	579,358		673,758	63,734	737,492
Hialeah Racing Association, LLC	88,700	75,290		163,990	24,032	188,022
Tampa Bay Downs, Inc.	167,200	190,759		357,959	20,358	378,317
Tropical Park, Inc.	76,900	220,582		297,482	17,750	315,232
Total Thoroughbred Tracks	<u>629,000</u>	<u>1,694,709</u>	<u>0</u>	<u>2,323,709</u>	<u>164,382</u>	<u>2,488,091</u>
Harness Racing Associations						
Pompano Park Racing(PPI, Inc.)	355,400	283,747	0	639,147	2,477	641,624
TOTAL FOR ALL TRACKS AND FRONTONS	<u>\$4,255,040</u>	<u>\$11,835,617</u>	<u>\$0</u>	<u>\$16,090,657</u>	<u>\$293,155</u>	<u>\$16,383,812</u>

SUMMARY OF TRACK/FRONTON REVENUE FOR REGULAR PERFORMANCES ON-TRACK

Fiscal Year 2000/2001	Track/Fronton Commissions	Performance Tax Credit	Daily License Fee Tax Credit	Breaks	Players/ Owners' Awards	Withheld For Purses	Total Track/Fronton Revenues From P/M Handle
Greyhound Racing Associations							
Bet Miami Greyhounds	\$2,863,961	\$256,727	\$76,740	\$41,580			\$3,239,008
Bonita-Ft. Myers Greyhound(S.W. FL Enterprises)	4,349,975	766,790	246,540	92,198			5,455,503
CCC Racing (Formerly Seminole Greyhound)	850,729	241,158	217,440	12,515			1,321,842
Daytona Beach Kennel Club, Inc.	3,752,874	709,619	321,120	54,979			4,838,592
Flagler Greyhound(West Flagler Associates, Ltd.)	2,699,529	277,018	72,380	43,214			3,092,141
Hollywood Greyhound (Hartman & Tyner, Inc.)	4,404,612	431,538	74,500	69,986			4,980,636
Jacksonville Kennel Club, Inc.	1,937,360	296,121	66,000	21,215			2,320,696
Jefferson County Kennel Club, Inc.	928,962	98,906	110,960	9,526			1,148,354
Melbourne Greyhound(Sports Palace, Inc.)	342,831	84,846	90,000	6,989			524,666
Orange Park Kennel Club, Inc.	2,159,570	331,715	88,720	26,467			2,606,472
Palm Beach Kennel(Inv. Corp. of Palm Beach)	9,138,875	506,965	94,320	117,145			9,857,305
Pensacola Greyhound Track, Inc.	1,521,684	337,538	222,560	26,873			2,108,655
Sanford-Orlando Kennel Club, Inc.	1,304,055	456,935	231,520	21,142			2,013,652
Sarasota Kennel Club, Inc.	1,644,954	511,806	145,440	34,038			2,336,238
St. Johns Greyhound(Bayard Raceways, Inc.)	1,108,058	213,860	62,720	12,520			1,397,158
St. Petersburg Kennel Club, Inc.	6,627,883	430,780	46,640	93,620			7,198,923
Tampa Greyhound(Associated Outdoor Club, Inc.)	3,190,507	666,093	157,680	43,554			4,057,834
Washington County Kennel Club, Inc.	1,252,365	72,997	37,120	18,593			1,381,075
Total Greyhound Tracks	50,078,784	6,691,412	2,362,400	746,154	0	0	59,878,750
Jai Alai Frontons							
Dania Jai Alai(Div. Of The Aragon Group, Inc.)	3,511,284	344,445		998	23,333		3,880,060
Ft. Pierce Jai Alai(Florida Gaming Centers)	653,902	1,565		0	6,247		661,714
Miami Jai Alai(Florida Gaming Centers)	3,484,988	298,650		0	14,329		3,797,967
Ocala Jai Alai(Florida Gaming Centers)	145,872	193		0	1,197		147,262
Orlando Jai Alai(Florida Jai Alai, Inc.)	3,080,925	37,189		0	19,763		3,137,877
Summer Jai Alai	3,302,936	286,748		0	13,431		3,603,115
Summersport Enterprises, Ltd.	1,583,657	71,228		554	9,378		1,664,817
Total Jai Alai Frontons	15,763,563	1,040,019	0	1,552	87,678	0	16,892,812
Thoroughbred Racing Associations							
Calder Race Course, Inc.	18,675,529			612,911	309,611	4,565,798	24,163,849
Gulfstream Park Racing Association, Inc.	12,694,848			560,939	516,242	7,641,708	21,413,737
Hialeah Racing Association, LLC	5,821,847			203,843	108,287	1,549,280	7,683,257
Tampa Bay Downs, Inc.	6,025,768	13,190		219,760	144,488	2,041,794	8,445,000
Tropical Park, Inc.	6,359,344			225,125	128,900	1,877,316	8,590,685
Total Thoroughbred Tracks	49,577,336	13,190	0	1,822,578	1,207,528	17,675,896	70,296,528
Harness Racing Associations							
Pompano Park Racing(PPI, Inc.)	10,696,215	0	0	182,604	0	1,541,126	12,419,945
TOTAL FOR ALL TRACKS AND FRONTONS	\$126,115,898	\$7,744,621	\$2,362,400	\$2,752,888	\$1,295,206	\$19,217,022	\$159,488,035

COMPONENTS OF PARI-MUTUEL HANDLE FOR REGULAR PERFORMANCES - INTERTRACK

Fiscal Year 2000/2001	<u>Total Tax To State</u>	<u>Total Track/Fronton Revenues From Pari-Mutuel Handle</u>	<u>Public Pool</u>	<u>Collections For Awards Program</u>	<u>Total Pari-Mutuel Handle</u>
Greyhound Racing Associations					
Bet Miami Greyhounds	\$543,760	\$4,122,265	\$15,277,160		\$19,943,185
CCC Racing (Formerly Seminole Greyhound)	0	99,345	252,981		352,326
Flagler Greyhound(West Flagler Associates, Ltd.)	822,104	5,134,998	19,871,178		25,828,280
Hollywood Greyhound (Hartman & Tyner, Inc.)	574,884	4,297,409	15,708,962		20,581,255
Jacksonville Kennel Club, Inc.	724,635	5,786,739	20,820,351		27,331,725
Orange Park Kennel Club, Inc.	792,447	8,395,682	29,333,612		38,521,741
Palm Beach Kennel(Inv. Corp. of Palm Beach)	2,336,273	13,315,712	49,969,235		65,621,220
St. Johns Greyhound(Bayard Raceways, Inc.)	393,591	4,158,510	14,551,311		19,103,412
St. Petersburg Kennel Club, Inc.	1,934,519	9,656,361	36,426,117		48,016,997
Tampa Greyhound(Associated Outdoor Club, Inc.)	795,184	9,980,841	34,519,279		45,295,304
Total Greyhound Tracks	<u>8,917,398</u>	<u>64,947,861</u>	<u>236,730,186</u>	<u>0</u>	<u>310,595,445</u>
Jai Alai Frontons					
Dania Jai Alai(Div. Of The Aragon Group, Inc.)	0	3,590,537	11,754,780		15,345,317
Miami Jai Alai(Florida Gaming Centers)	0	3,527,121	10,093,732		13,620,853
Summer Jai Alai	0	3,585,993	10,263,548		13,849,541
Summersport Enterprises, Ltd.	0	1,631,383	5,359,090		6,990,473
Total Jai Alai Frontons	<u>0</u>	<u>12,335,034</u>	<u>37,471,150</u>	<u>0</u>	<u>49,806,184</u>
Thoroughbred Racing Associations					
Calder Race Course, Inc.	3,319,863	32,055,058	138,869,484	1,680,079	175,924,484
Gulfstream Park Racing Association, Inc.	1,250,794	9,999,585	45,284,764	545,117	57,080,260
Hialeah Racing Association, LLC	113,290	11,529,954	44,460,692	540,959	56,644,895
Tampa Bay Downs, Inc.	1,255,733	10,892,087	44,447,609	545,941	57,141,370
Tropical Park, Inc.	1,034,380	10,128,282	43,215,237	524,317	54,902,216
Total Thoroughbred Tracks	<u>6,974,060</u>	<u>74,604,966</u>	<u>316,277,786</u>	<u>3,836,413</u>	<u>401,693,225</u>
Harness Racing Associations					
Pompano Park Racing(PPI, Inc.)	829,971	9,469,523	36,419,770	471,912	47,191,176
TOTAL FOR ALL TRACKS AND FRONTONS	<u>\$16,721,429</u>	<u>\$161,357,384</u>	<u>\$626,898,892</u>	<u>\$4,308,325</u>	<u>\$809,286,030</u>

SUMMARY OF TRACK/FRONTON REVENUE FOR REGULAR PERFORMANCES - INTERTRACK

Fiscal Year 2000/2001	Track/Fronton Commissions	Performance Tax Credit	Breaks	Players'/ Owners' Awards	Withheld For Purses	Total Track/Fronton Revenues From P/M Handle
Greyhound Racing Associations						
Bet Miami Greyhounds	\$4,079,964		\$42,301			\$4,122,265
CCC Racing (Formerly Seminole Greyhound)	98,651		694			99,345
Flagler Greyhound(West Flagler Associates, Ltd.)	5,077,206		57,792			5,134,998
Hollywood Greyhound (Hartman & Tyner, Inc.)	4,251,756		45,653			4,297,409
Jacksonville Kennel Club, Inc.	5,739,198		47,541			5,786,739
Orange Park Kennel Club, Inc.	8,327,860		67,822			8,395,682
Palm Beach Kennel(Inv. Corp. of Palm Beach)	13,193,739		121,973			13,315,712
St. Johns Greyhound(Bayard Raceways, Inc.)	4,127,058		31,452			4,158,510
St. Petersburg Kennel Club, Inc.	9,584,566		71,795			9,656,361
Tampa Greyhound(Associated Outdoor Club, Inc.)	9,907,468		73,373			9,980,841
Total Greyhound Tracks	64,387,465	0	560,396	0	0	64,947,861
Jai Alai Frontons						
Dania Jai Alai(Div. Of The Aragon Group, Inc.)	3,571,751		18,786			3,590,537
Miami Jai Alai(Florida Gaming Centers)	3,511,524		15,597			3,527,121
Summer Jai Alai	3,570,217		15,776			3,585,993
Summersport Enterprises, Ltd.	1,622,591		8,792			1,631,383
Total Jai Alai Frontons	12,276,083	0	58,951	0	0	12,335,034
Thoroughbred Racing Associations						
Calder Race Course, Inc.	28,889,996		832,990		2,332,072	32,055,058
Gulfstream Park Racing Association, Inc.	8,034,823		260,719		1,704,043	9,999,585
Hialeah Racing Association, LLC	10,097,902		271,798		1,160,254	11,529,954
Tampa Bay Downs, Inc.	9,281,104		278,364		1,332,619	10,892,087
Tropical Park, Inc.	8,913,741		249,942		964,599	10,128,282
Total Thoroughbred Tracks	65,217,566	0	1,893,813	0	7,493,587	74,604,966
Harness Racing Associations						
Pompano Park Racing(PPI, Inc.)	8,744,459	0	190,872	0	534,192	9,469,523
TOTAL FOR ALL TRACKS AND FRONTONS	\$150,625,573	\$0	\$2,704,032	\$0	\$8,027,779	\$161,357,384

COMPONENTS OF HANDLE FOR CHARITY/SCHOLARSHIP PERFORMANCES - ON-TRACK

Fiscal Year 2000/2001	Minimum Required Payment (1)	Total Track/ Fronton Revenues	Public Pool	Collection For Awards Program	Daily License Fee	Total Pari-Mutuel Handle
Greyhound Racing Associations						
Bet Miami Greyhounds	\$89,827	\$196,661	\$993,801		\$13,460	\$1,293,749
Bonita-Ft. Myers Greyhound(S.W. FL Enterprises)	69,423	127,786	706,090		10,160	913,459
CCC Racing (Formerly Seminole Greyhound)	20,540	48,377	194,144		7,200	270,261
Daytona Beach Kennel Club, Inc.	56,344	126,975	546,846		11,200	741,365
Flagler Greyhound(West Flagler Associates, Ltd.)	74,246	159,581	828,488		13,780	1,076,095
Hollywood Greyhound (Hartman & Tyner, Inc.)	117,584	251,707	1,291,205		13,700	1,674,196
Jacksonville Kennel Club, Inc.	97,503	194,849	979,782		11,920	1,284,054
Jefferson County Kennel Club, Inc.	20,146	46,790	187,742		10,400	265,078
Melbourne Greyhound(Sports Palace, Inc.)	27,061	61,903	255,267		11,840	356,071
Orange Park Kennel Club, Inc.	67,288	130,789	675,693		11,600	885,370
Palm Beach Kennel(Inv. Corp. of Palm Beach)	135,592	275,368	1,361,623		11,520	1,784,103
Sanford-Orlando Kennel Club, Inc.	22,199	38,978	225,309		5,600	292,086
Sarasota Kennel Club, Inc.	24,823	45,325	251,993		4,480	326,621
St. Johns Greyhound(Bayard Raceways, Inc.)	69,611	136,821	705,359		12,020	923,811
St. Petersburg Kennel Club, Inc.	202,478	418,681	2,031,419		11,600	2,664,178
Tampa Greyhound(Associated Outdoor Club, Inc.)	96,079	188,061	970,313		11,600	1,266,053
Washington County Kennel Club, Inc.	20,034	47,645	183,929		12,000	263,608
Total Greyhound Tracks	<u>1,210,778</u>	<u>2,496,297</u>	<u>12,389,003</u>	<u>0</u>	<u>184,080</u>	<u>16,280,158</u>
Jai Alai Frontons						
Dania Jai Alai(Div. Of The Aragon Group, Inc.)	6,541	66,049	250,483	413	3,560	327,046
Ft. Pierce Jai Alai(Florida Gaming Centers)	786	37,955	104,495	262	1,040	144,538
Miami Jai Alai(Florida Gaming Centers)	18,668	216,900	691,015	914	5,920	933,417
Ocala Jai Alai(Florida Gaming Centers)	148	9,702	27,017	48	480	37,395
Orlando Jai Alai(Florida Jai Alai, Inc.)	11,053	111,257	423,416	784	6,160	552,670
Summer Jai Alai	17,007	197,133	629,505	761	5,920	850,326
Summersport Enterprises, Ltd.	2,992	51,307	183,328	287	1,680	239,594
Total Jai Alai Frontons	<u>57,195</u>	<u>690,303</u>	<u>2,309,259</u>	<u>3,469</u>	<u>24,760</u>	<u>3,084,986</u>
Thoroughbred Racing Associations						
Calder Race Course, Inc.	45,290	1,737,957	7,179,927	86,504	8,300	9,057,978
Gulfstream Park Racing Association, Inc.	62,364	2,308,645	9,974,952	119,116	7,800	12,472,877
Tropical Park, Inc.	42,923	1,669,856	6,781,601	81,984	8,300	8,584,664
Total Thoroughbred Tracks	<u>150,577</u>	<u>5,716,458</u>	<u>23,936,480</u>	<u>287,604</u>	<u>24,400</u>	<u>30,115,519</u>
Harness Racing Associations						
Pompano Park Racing(PPI, Inc.)	10,125	450,583	1,550,856	4,478	9,000	2,025,042
TOTAL FOR ALL TRACKS AND FRONTONS	<u>\$1,428,675</u>	<u>\$9,353,641</u>	<u>\$40,185,598</u>	<u>\$295,551</u>	<u>\$242,240</u>	<u>\$51,505,705</u>

(1) Net of Tax on Attendance

MINIMUM REQUIRED PAYMENT FOR CHARITY/SCHOLARSHIP PERFORMANCES - ON-TRACK

Fiscal Year 2000/2001	Tax on Handle	Breaks	Minimum Required Payment From Handle	Tax on Attendance	Total Minimum Required Payment to Charity
Greyhound Racing Associations					
Bet Miami Greyhounds	\$89,827		\$89,827	\$540	\$90,367
Bonita-Ft. Myers Greyhound(S.W. FL Enterprises)	69,423		69,423	764	70,187
CCC Racing (Formerly Seminole Greyhound)	20,540		20,540	35	20,575
Daytona Beach Kennel Club, Inc.	56,344		56,344	1,037	57,381
Flagler Greyhound(West Flagler Associates, Ltd.)	74,246		74,246	253	74,499
Hollywood Greyhound (Hartman & Tyner, Inc.)	117,584		117,584	921	118,505
Jacksonville Kennel Club, Inc.	97,503		97,503	1,014	98,517
Jefferson County Kennel Club, Inc.	20,146		20,146	404	20,550
Melbourne Greyhound(Sports Palace, Inc.)	27,061		27,061	411	27,472
Orange Park Kennel Club, Inc.	67,288		67,288	590	67,878
Palm Beach Kennel(Inv. Corp. of Palm Beach)	135,592		135,592	1,971	137,563
Sanford-Orlando Kennel Club, Inc.	22,199		22,199	289	22,488
Sarasota Kennel Club, Inc.	24,823		24,823	382	25,205
St. Johns Greyhound(Bayard Raceways, Inc.)	69,611		69,611	543	70,154
St. Petersburg Kennel Club, Inc.	202,478		202,478	447	202,925
Tampa Greyhound(Associated Outdoor Club, Inc.)	96,079		96,079	1,321	97,400
Washington County Kennel Club, Inc.	20,034		20,034	390	20,424
Total Greyhound Tracks	<u>1,210,778</u>	<u>0</u>	<u>1,210,778</u>	<u>11,312</u>	<u>1,222,090</u>
Jai Alai Frontons					
Dania Jai Alai(Div. Of The Aragon Group, Inc.)	6,541		6,541	339	6,880
Ft. Pierce Jai Alai(Florida Gaming Centers)	786		786	18	804
Miami Jai Alai(Florida Gaming Centers)	18,668		18,668	522	19,190
Ocala Jai Alai(Florida Gaming Centers)	148		148	81	229
Orlando Jai Alai(Florida Jai Alai, Inc.)	11,053		11,053	614	11,667
Summer Jai Alai	17,007		17,007	613	17,620
Summersport Enterprises, Ltd.	2,992		2,992	287	3,279
Total Jai Alai Frontons	<u>57,195</u>	<u>0</u>	<u>57,195</u>	<u>2,474</u>	<u>59,669</u>
Thoroughbred Racing Associations					
Calder Race Course, Inc.	45,290		45,290	2,230	47,520
Gulfstream Park Racing Association, Inc.	62,364		62,364	7,576	69,940
Tropical Park, Inc.	42,923		42,923	2,658	45,581
Total Thoroughbred Tracks	<u>150,577</u>	<u>0</u>	<u>150,577</u>	<u>12,464</u>	<u>163,041</u>
Harness Racing Associations					
Pompano Park Racing(PPI, Inc.)	10,125		10,125	289	10,414
TOTAL FOR ALL TRACKS AND FRONTONS	<u>\$1,428,675</u>	<u>\$0</u>	<u>\$1,428,675</u>	<u>\$26,539</u>	<u>\$1,455,214</u>

SUMMARY OF TRACK/FRONTON REVENUE FOR CHARITY/SCHOLARSHIP PERFORMANCES - ON-TRACK

Fiscal Year 2000/2001	Track/Fronton Commissions	Breaks	Players/ Owners' Awards	Withheld For Purses	Total Track/Fronton Revenues From P/M Handle
Greyhound Racing Associations					
Bet Miami Greyhounds	\$193,688	\$2,973			\$196,661
Bonita-Ft. Myers Greyhound(S.W. FL Enterprises)	124,580	3,206			127,786
CCC Racing (Formerly Seminole Greyhound)	47,933	444			48,377
Daytona Beach Kennel Club, Inc.	125,211	1,764			126,975
Flagler Greyhound(West Flagler Associates, Ltd.)	156,995	2,586			159,581
Hollywood Greyhound (Hartman & Tyner, Inc.)	247,545	4,162			251,707
Jacksonville Kennel Club, Inc.	192,256	2,593			194,849
Jefferson County Kennel Club, Inc.	46,327	463			46,790
Melbourne Greyhound(Sports Palace, Inc.)	60,799	1,104			61,903
Orange Park Kennel Club, Inc.	128,876	1,913			130,789
Palm Beach Kennel(Inv. Corp. of Palm Beach)	270,871	4,497			275,368
Sanford-Orlando Kennel Club, Inc.	38,266	712			38,978
Sarasota Kennel Club, Inc.	44,391	934			45,325
St. Johns Greyhound(Bayard Raceways, Inc.)	135,012	1,809			136,821
St. Petersburg Kennel Club, Inc.	411,395	7,286			418,681
Tampa Greyhound(Associated Outdoor Club, Inc.)	185,172	2,889			188,061
Washington County Kennel Club, Inc.	47,049	596			47,645
Total Greyhound Tracks	<u>2,456,366</u>	<u>39,931</u>	<u>0</u>	<u>0</u>	<u>2,496,297</u>
Jai Alai Frontons					
Dania Jai Alai(Div. Of The Aragon Group, Inc.)	65,613	436			66,049
Ft. Pierce Jai Alai(Florida Gaming Centers)	37,693	262			37,955
Miami Jai Alai(Florida Gaming Centers)	215,987	913			216,900
Ocala Jai Alai(Florida Gaming Centers)	9,655	47			9,702
Orlando Jai Alai(Florida Jai Alai, Inc.)	110,474	783			111,257
Summer Jai Alai	196,372	761			197,133
Summersport Enterprises, Ltd.	51,021	286			51,307
Total Jai Alai Frontons	<u>686,815</u>	<u>3,488</u>	<u>0</u>	<u>0</u>	<u>690,303</u>
Thoroughbred Racing Associations					
Calder Race Course, Inc.	1,324,249	43,529	22,965	347,214	1,737,957
Gulfstream Park Racing Association, Inc.	1,371,978	66,074	54,797	815,796	2,308,645
Tropical Park, Inc.	1,191,198	38,186	28,270	412,202	1,669,856
Total Thoroughbred Tracks	<u>3,887,425</u>	<u>147,789</u>	<u>106,032</u>	<u>1,575,212</u>	<u>5,716,458</u>
Harness Racing Associations					
Pompano Park Racing(PPI, Inc.)	361,795	9,113	0	79,675	450,583
TOTAL FOR ALL TRACKS AND FRONTONS	<u><u>\$7,392,401</u></u>	<u><u>\$200,321</u></u>	<u><u>\$106,032</u></u>	<u><u>\$1,654,887</u></u>	<u><u>\$9,353,641</u></u>

COMPONENTS OF HANDLE FOR CHARITY/SCHOLARSHIP PERFORMANCES - INTERTRACK

Fiscal Year 2000/2001	<u>Minimum Required Payment</u>	<u>Total Track/ Fronton Revenues</u>	<u>Public Pool</u>	<u>Collection For Awards Program</u>	<u>Total Pari-Mutuel Handle</u>
Greyhound Racing Associations					
Bet Miami Greyhounds	\$62,402	\$197,578	\$857,560		\$1,117,540
CCC Racing (Formerly Seminole Greyhound)	1,289	5,318	16,838		23,445
Flagler Greyhound(West Flagler Associates, Ltd.)	82,584	254,155	1,122,157		1,458,896
Hollywood Greyhound (Hartman & Tyner, Inc.)	62,913	218,431	910,126		1,191,470
Jacksonville Kennel Club, Inc.	136,193	431,073	1,813,216		2,380,482
Orange Park Kennel Club, Inc.	132,177	474,108	1,938,422		2,544,707
Palm Beach Kennel(Inv. Corp. of Palm Beach)	68,686	337,945	1,297,427		1,704,058
St. Johns Greyhound(Bayard Raceways, Inc.)	143,867	453,827	1,917,628		2,515,322
St. Petersburg Kennel Club, Inc.	157,300	531,420	2,157,730		2,846,450
Tampa Greyhound(Associated Outdoor Club, Inc.)	153,428	472,799	2,001,117		2,627,344
Total Greyhound Tracks	<u>1,000,839</u>	<u>3,376,654</u>	<u>14,032,221</u>	<u>0</u>	<u>18,409,714</u>
Jai Alai Frontons					
Dania Jai Alai(Div. Of The Aragon Group, Inc.)	8,134	57,121	213,936		279,191
Miami Jai Alai(Florida Gaming Centers)	39,411	162,719	578,039		780,169
Summer Jai Alai	51,229	138,489	542,762		732,480
Summersport Enterprises, Ltd.	4,856	31,377	117,184		153,417
Total Jai Alai Frontons	<u>103,630</u>	<u>389,706</u>	<u>1,451,921</u>	<u>0</u>	<u>1,945,257</u>
Thoroughbred Racing Associations					
Calder Race Course, Inc.	220,085	2,035,805	9,027,483	108,795	11,392,168
Gulfstream Park Racing Association, Inc.	129,518	1,060,848	4,816,225	57,916	6,064,507
Tropical Park, Inc.	147,070	1,404,309	6,107,454	73,847	7,732,680
Total Thoroughbred Tracks	<u>496,673</u>	<u>4,500,962</u>	<u>19,951,162</u>	<u>240,558</u>	<u>25,189,355</u>
Harness Racing Associations					
Pompano Park Racing(PPI, Inc.)	25,835	267,791	1,046,730	13,539	1,353,895
TOTAL FOR ALL TRACKS AND FRONTONS	<u>\$1,626,977</u>	<u>\$8,535,113</u>	<u>\$36,482,034</u>	<u>\$254,097</u>	<u>\$46,898,221</u>

SUMMARY OF TRACK/FRONTON REVENUE FOR CHARITY/SCHOLARSHIP PERFORMANCES - INTERTRACK

Fiscal Year 2000/2001	Track/Fronton Commissions	Breaks	Players/ Owners' Awards	Withheld For Purses	Total Track/Fronton Revenues From P/M Handle
Greyhound Racing Associations					
Bet Miami Greyhounds	\$195,285	\$2,293			\$197,578
CCC Racing (Formerly Seminole Greyhound)	5,276	42			5,318
Flagler Greyhound(West Flagler Associates, Ltd.)	251,033	3,122			254,155
Hollywood Greyhound (Hartman & Tyner, Inc.)	215,805	2,626			218,431
Jacksonville Kennel Club, Inc.	426,734	4,339			431,073
Orange Park Kennel Club, Inc.	469,387	4,721			474,108
Palm Beach Kennel(Inv. Corp. of Palm Beach)	334,562	3,383			337,945
St. Johns Greyhound(Bayard Raceways, Inc.)	449,508	4,319			453,827
St. Petersburg Kennel Club, Inc.	527,052	4,368			531,420
Tampa Greyhound(Associated Outdoor Club, Inc.)	468,581	4,218			472,799
Total Greyhound Tracks	<u>3,343,223</u>	<u>33,431</u>	<u>0</u>	<u>0</u>	<u>3,376,654</u>
Jai Alai Frontons					
Dania Jai Alai(Div. Of The Aragon Group, Inc.)	56,781	340			57,121
Miami Jai Alai(Florida Gaming Centers)	161,835	884			162,719
Summer Jai Alai	137,696	793			138,489
Summersport Enterprises, Ltd.	31,243	134			31,377
Total Jai Alai Frontons	<u>387,555</u>	<u>2,151</u>	<u>0</u>	<u>0</u>	<u>389,706</u>
Thoroughbred Racing Associations					
Calder Race Course, Inc.	1,816,703	55,431		163,671	2,035,805
Gulfstream Park Racing Association, Inc.	849,017	28,067		183,764	1,060,848
Tropical Park, Inc.	1,205,832	34,795		163,682	1,404,309
Total Thoroughbred Tracks	<u>3,871,552</u>	<u>118,293</u>	<u>0</u>	<u>511,117</u>	<u>4,500,962</u>
Harness Racing Associations					
Pompano Park Racing(PPI, Inc.)	236,508	5,510	0	25,773	267,791
TOTAL FOR ALL TRACKS AND FRONTONS	<u>\$7,838,838</u>	<u>\$159,385</u>	<u>\$0</u>	<u>\$536,890</u>	<u>\$8,535,113</u>

TOTAL REGULAR AND CHARITY/SCHOLARSHIP HANDLE

Fiscal Year 2000/2001

	REGULAR				CHARITY/SCHOLARSHIP				Total Handle Wagered In Florida
	ON-TRACK		INTERTRACK		ON-TRACK		INTERTRACK		
	Live	Simulcast	ITW	ITWS	Live	Simulcast	ITW	ITWS	
Greyhound Racing Associations									
Bet Miami Greyhounds	\$10,865,375	\$6,749,779	\$12,509,073	\$7,434,112	\$889,089	\$404,660	\$764,407	\$353,133	\$39,969,628
Bonita-Ft. Myers Greyhound(S.W. FL Enterprises)	28,037,896	29,522			913,459				28,980,877
CCC Racing (Formerly Seminole Greyhound)	5,523,832		352,326		270,261		23,445		6,169,864
Daytona Beach Kennel Club, Inc.	20,791,997				741,365				21,533,362
Flagler Greyhound(West Flagler Associates, Ltd.)	10,488,844	6,500,331	16,520,056	9,308,224	717,187	358,908	995,652	463,244	45,352,446
Hollywood Greyhound (Hartman & Tyner, Inc.)	16,972,124	9,196,405	13,699,856	6,881,399	1,214,449	459,747	822,229	369,241	49,615,450
Jacksonville Kennel Club, Inc.	11,489,844	40,397	27,040,102	291,623	1,279,958	4,096	2,377,387	3,095	42,526,502
Jefferson County Kennel Club, Inc.	5,259,245				265,078				5,524,323
Melbourne Greyhound(Sports Palace, Inc.)	2,038,893				356,071				2,394,964
Orange Park Kennel Club, Inc.	13,021,680		38,521,741		885,370		2,544,707		54,973,498
Palm Beach Kennel(Inv. Corp. of Palm Beach)	53,586,952	6,443	65,621,220		1,784,103		1,704,058		122,702,776
Pensacola Greyhound Track, Inc.	9,189,892								9,189,892
Sanford-Orlando Kennel Club, Inc.	9,090,134				292,086				9,382,220
Sarasota Kennel Club, Inc.	10,712,396				326,621				11,039,017
St. Johns Greyhound(Bayard Raceways, Inc.)	6,735,450	2,197	19,101,891	1,521	895,322	28,489	2,223,017	292,305	29,280,192
St. Petersburg Kennel Club, Inc.	38,205,973	3,745	48,012,338	4,659	2,664,178		2,846,450		91,737,343
Tampa Greyhound(Associated Outdoor Club, Inc.)	19,430,642	12,052	45,265,256	30,048	1,259,340	6,713	2,606,818	20,526	68,631,395
Washington County Kennel Club, Inc.	6,137,654				263,608				6,401,262
Total Greyhound Tracks	277,578,823	22,540,871	286,643,859	23,951,586	15,017,545	1,262,613	16,908,170	1,501,544	645,405,011
Jai Alai Frontons									
Dania Jai Alai(Div. Of The Aragon Group, Inc.)	16,473,038	927,082	12,679,184	2,666,133	301,084	25,962	228,745	50,446	33,351,674
Ft. Pierce Jai Alai(Florida Gaming Centers)	2,592,600				144,538				2,737,138
Miami Jai Alai(Florida Gaming Centers)	15,083,759		13,620,853		933,417		780,169		30,418,198
Ocala Jai Alai(Florida Gaming Centers)	633,396				37,395				670,791
Orlando Jai Alai(Florida Jai Alai, Inc.)	14,411,585				552,670				14,964,255
Summer Jai Alai	14,337,397		13,849,541		850,326		732,480		29,769,744
Summersport Enterprises, Ltd.	7,006,606	513,628	5,641,696	1,348,777	239,594		153,417		14,903,718
Total Jai Alai Frontons	70,538,381	1,440,710	45,791,274	4,014,910	3,059,024	25,962	1,894,811	50,446	126,815,518
Thoroughbred Racing Associations									
Calder Race Course, Inc.	45,890,416	79,853,460	33,315,314	142,609,170	3,503,308	5,554,670	2,338,150	9,054,018	322,118,506
Gulfstream Park Racing Association, Inc.	78,916,104	36,955,387	24,343,466	32,736,794	8,432,264	4,040,613	2,625,197	3,439,310	191,489,135
Hialeah Racing Association, LLC	16,711,042	20,933,751	16,575,061	40,069,834					94,289,688
Tampa Bay Downs, Inc.	22,616,996	18,172,752	19,037,418	38,103,952					97,931,118
Tropical Park, Inc.	18,831,593	25,284,772	13,800,172	41,102,044	4,135,609	4,449,055	2,338,316	5,394,364	115,335,925
Total Thoroughbred Tracks	182,966,151	181,200,122	107,071,431	294,621,794	16,071,181	14,044,338	7,301,663	17,887,692	821,164,372
Harness Racing Associations									
Pompano Park Racing(PPI, Inc.)	18,680,313	38,068,676	8,360,296	38,830,880	965,758	1,059,284	403,479	950,416	107,319,102
TOTAL FOR ALL TRACKS AND FRONTONS	\$549,763,668	\$243,250,379	\$447,866,860	\$361,419,170	\$35,113,508	\$16,392,197	\$26,508,123	\$20,390,098	\$1,700,704,003

**DIVISION OF PARI-MUTUEL WAGERING
SUMMARY OF STATE REVENUE FROM PARI-MUTUEL ACTIVITIES
FISCAL YEAR 2000/2001**

State Revenue From Regular Performances	
Tax on Attendance	\$ 293,155
Daily License Fees	4,255,040
Tax on Handle	11,835,617
Total State Revenue From Regular Performances	<u>16,383,812</u>
State Revenue From Intertrack Performances	
Tax on Handle	16,721,428
State Revenue From Charity Performances	
Daily License Fees	242,240
Total State Revenue From Pari-Mutuel Performances	33,347,480
Other State Revenue	
Occupational Licenses	607,631
Fingerprint Fees	263,874
Escheated Tickets From Greyhound and Jai Alai	2,066,273
State Board of Regents - Racing Scholarship Funds	28,819
Racing Research Trust Fund - Fines	30,975
Miscellaneous Revenue	42,458
Miscellaneous Fines	11,850
Total Other State Revenue	<u>3,051,880</u>
Quarter Horse Promotional Trust Fund Revenue	
Breaks - Regular and Charity Performances	4,301
1% of Regular Handle - Arabians	11,248
Total Quarter Horse Promotional Trust Fund Revenue	<u>15,549</u>
Cardrooms	
Table Fees	74,500
Gross Receipts	316,552
Occupational Licenses	13,490
Total Cardroom Revenue	<u>404,542</u>
Total Revenue Generated	<u>\$ 36,819,451</u>

COLLECTIONS FOR PROMOTIONAL TRUST FUNDS AND BREEDERS' ASSOCIATIONS

Fiscal Year 2000/2001	.955% of Handle	1% Quarter Horse P/M Handle	Breaks	Escheated P/M Tickets	1% ITW Handle	Other Remittances	Total Collected
FLORIDA THOROUGHBRED BREEDERS' ASSOCIATION							
Calder Race Course, Inc.	\$ 3,076,232	\$	\$	\$	\$	\$ 111,229	\$ 3,187,461
Gulfstream Park Racing Association, Inc.	1,828,722					632,090	2,460,812
Hialeah, Inc.	900,468					153,008	1,053,476
Tampa Bay Downs, Inc.	924,500					105,084	1,029,584
Tropical Park, Inc.	1,101,458					167,447	1,268,905
Total	<u>7,831,380</u>	<u>0</u>	<u>0</u>	<u>0</u>	<u>0</u>	<u>1,168,858</u>	<u>9,000,238</u>
FLORIDA STANDARDBRED BREEDERS' AND OWNERS' ASSOCIATION							
Pompano Park Associates, Ltd.	<u>0</u>	<u>0</u>	<u>95,807</u>	<u>105,958</u>	<u>485,451</u>	<u>197,015</u>	<u>884,231</u>
DEPARTMENT OF AGRICULTURE: ARABIAN RACING PROMOTION FUND							
Tampa Bay Downs - Arabians	<u>0</u>	<u>11,248</u>	<u>4,301</u>	<u>0</u>	<u>0</u>	<u>0</u>	<u>15,549</u>
TOTAL COLLECTIONS	<u>\$ 7,831,380</u>	<u>\$ 11,248</u>	<u>\$ 100,108</u>	<u>\$ 105,958</u>	<u>\$ 485,451</u>	<u>\$ 1,365,873</u>	<u>\$ 9,900,018</u>

Note 1) Collections as reported by trust funds and breeders' associations.

FISCAL YEAR COMPARATIVE DATA

Beginning with the 1931/1932 Fiscal Year, the division began collecting taxes on pari-mutuel wagering. Pari-mutuel handle and state revenue has varied each year since the inception of pari-mutuel wagering regulation. During this first year, the pari-mutuel industry operated 462 racing days in Florida, which resulted in state revenue of \$737,301; total paid attendance of 1,157,161; and total pari-mutuel handle of \$17,365,424.

For Fiscal Years 1931/1932 through 2000/2001, state revenue as a percent of pari-mutuel handle was approximately 6.33 percent, which corresponds to \$3.6 billion in state revenue, and nearly \$57 trillion in pari-mutuel handle.

Shown below is a summary of pari-mutuel handle and state revenue for Fiscal Years 1991/1992 through 2000/2001.

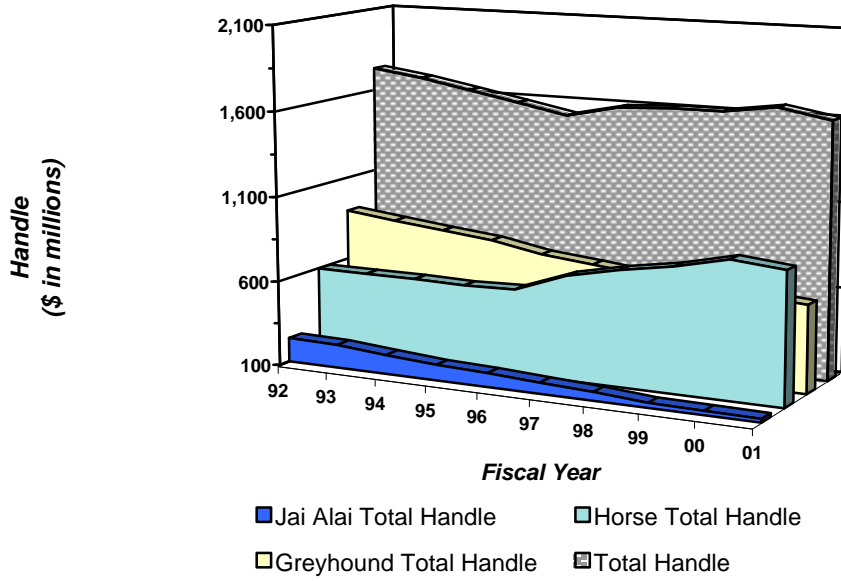
PARI-MUTUEL HANDLE AND STATE REVENUE SUMMARY

<i>Fiscal Year</i>	<i>Number of Racing Days</i>	<i>Total Paid Attendance</i>	<i>Total Pari-Mutuel Handle</i>	<i>State Revenue as a Percent of Handle</i>	<i>Total State Revenue</i>
1990/1991	4,994	14,410,934	1,712,307,521	6.45%	110,510,346
1991/1992	5,321	14,109,252	1,734,102,853	6.06%	105,074,018
1992/1993	5,065	12,620,914	1,693,636,924	6.54%	110,834,173
1993/1994	5,169	11,428,607	1,639,598,007	6.50%	106,599,999
1994/1995	4,845	10,285,062	1,582,305,874	6.13%	97,049,614
1995/1996	4,692	9,403,703	1,525,851,211	6.09%	92,976,956
1996/1997	4,773	8,579,944	1,592,442,941	4.80%	76,335,094
1997/1998	4,969	7,679,823	1,609,182,244	4.44%	71,475,527
1998/1999	4,604	3,621,059	1,611,699,224	3.90%	62,934,837
1999/2000	4,557	3,437,073	1,656,229,260	3.61%	59,785,130
2000/2001	4,475	3,040,755	1,602,300,077	2.30%	36,819,451

Note: Due to the revision of Section 550.0951(2)(b), F.S., which no longer requires tax on free admission, this chart only reflects **paid** admissions beginning in Fiscal Year 1998/1999.

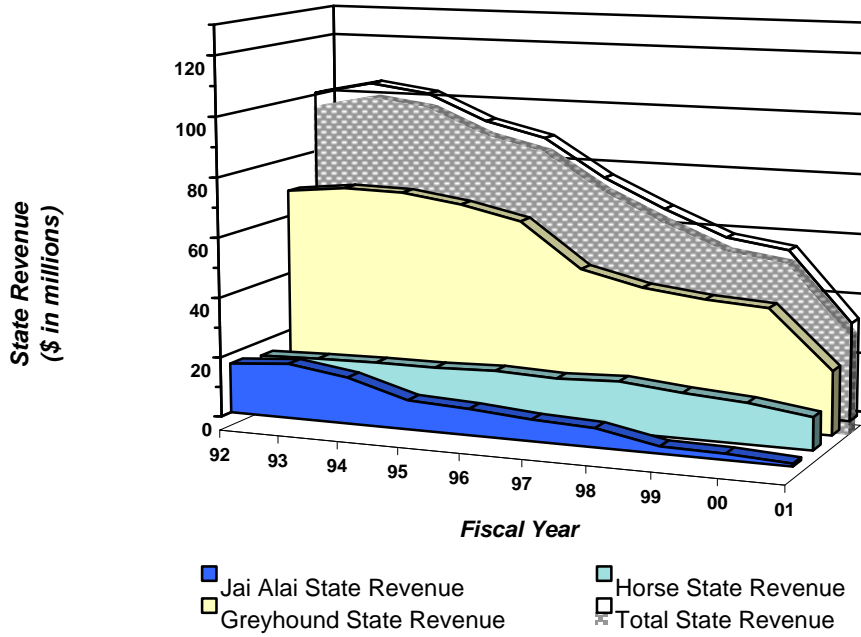
Pari-Mutuel Handle by Industry

Fiscal Years 1991/92-2000/2001



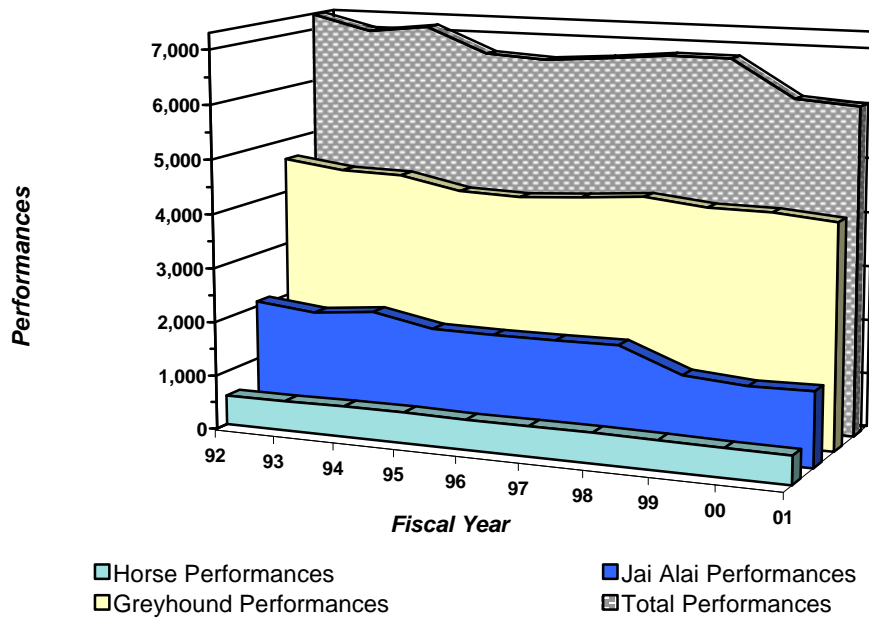
State Tax Revenue by Industry

Fiscal Years 1991/92 -2000/2001



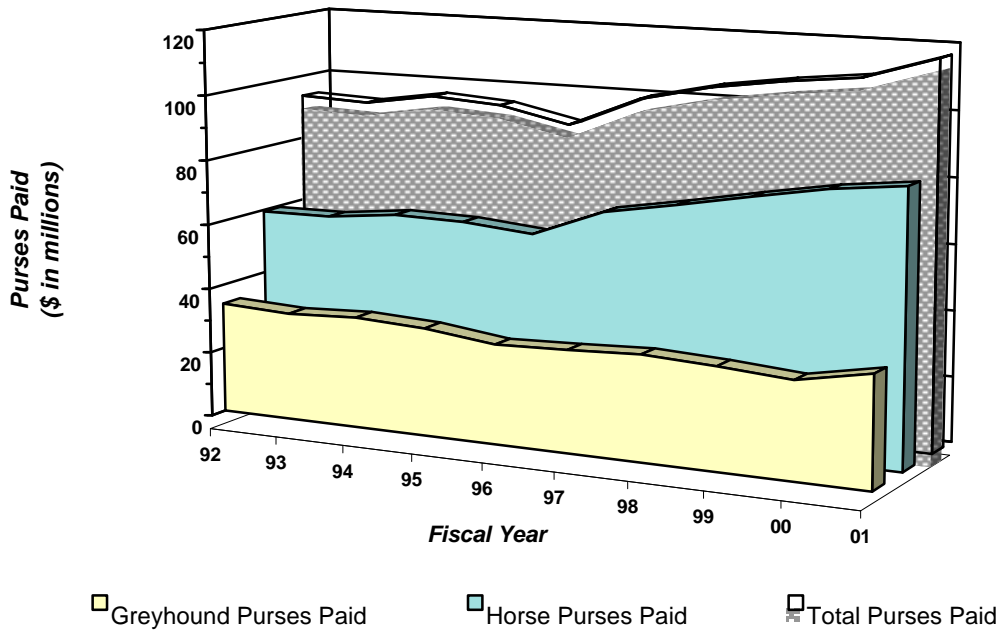
Number of Pari-Mutuel Performances

Fiscal Years 1991/92-2000/2001



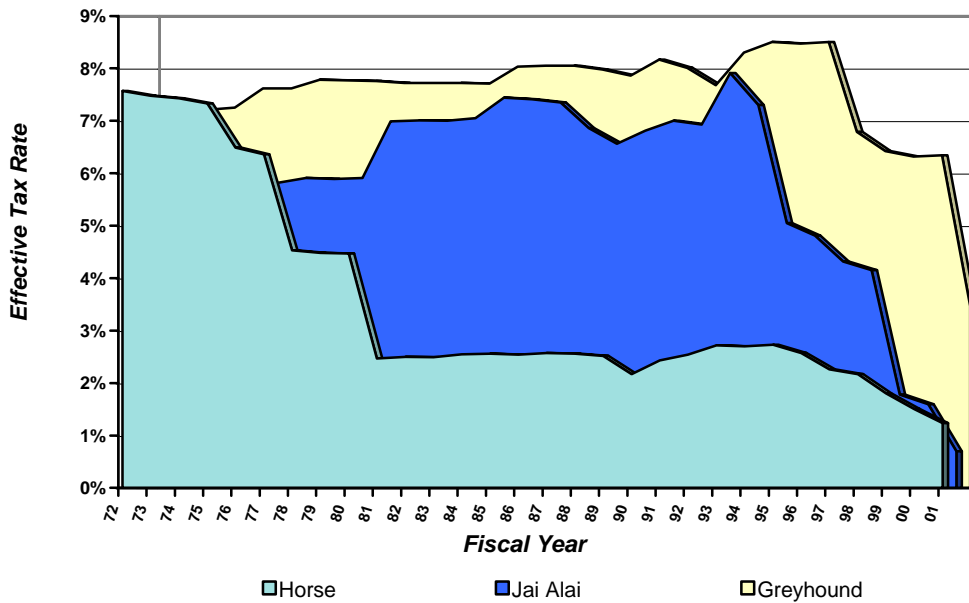
Purses Paid

Fiscal Years 1991/92-2000/2001



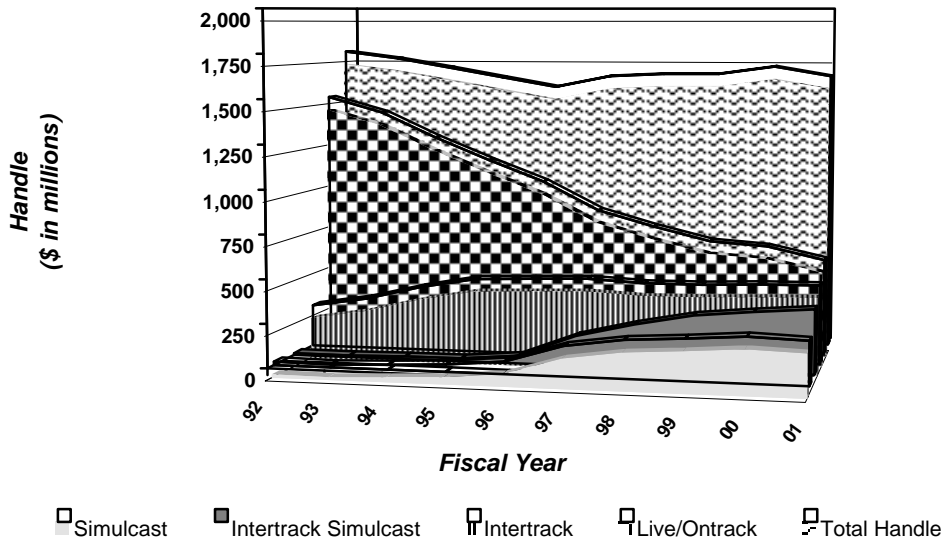
Total Tax as a Percentage of Handle

ALL INDUSTRIES
Fiscal Years 1971/72-2000/2001



Total Pari-Mutuel Handle

ALL PERMITHOLDERS
Fiscal Years 1991/92-2000/2001



CHARITY AND SCHOLARSHIP PERFORMANCES

With several exceptions, each track or fronton may operate up to five additional days during their regular meet. Proceeds from these additional days are paid to approved charities, institutions of higher learning, community colleges, the Historic Preservation Trust Fund, or the Racing Scholarship Trust Fund. A list of proposed recipients is submitted annually by the permitholder to the division for approval. The division reviews the list of proposed recipients for compliance with the basic requirements for charitable organizations established by Florida law. The amount contributed to charitable organizations is determined by calculating the amount of taxes due to the state had it been a regular performance. A minimum of \$3,082,191 was paid to charitable organizations during Fiscal Year 2000/2001, bringing the total proceeds disbursed since 1985 to \$44,978,283.

RACING SCHOLARSHIP TRUST FUND

The Racing Scholarship Trust Fund is administered by the Florida Board of Regents and is used to provide scholarships to deserving students who are attending Florida's colleges and universities. A total of \$16,835,109 has been paid to this fund since the program began in 1949. The amount contributed to the fund this fiscal year is detailed below.

Racing Scholarship Trust Fund	
Sarasota Kennel Club, Inc.	\$ 5,549
Washington County Kennel Club, Inc.	3,683
Pompano Park Racing (PPI, Inc.)	19,587
Total For 2000/2001 Fiscal Year	\$28,819

ABANDONED WINNING TICKETS

Abandoned pari-mutuel tickets are winning tickets that remain uncashed for a period of one year. The value of greyhound and jai alai abandoned tickets sold for on-track races or games escheat to the state. These funds are deposited into the State School Fund for the support and maintenance of Florida's public schools. Since 1957, the total paid into this fund is \$76,114,159. The amount collected in abandoned winning tickets for the State School Fund for this fiscal year are as stated below.

Abandoned Winning Tickets	
Greyhound Permitholders	\$1,698,113
Jai Alai Permitholders	368,160
Total For 2000/2001 Fiscal Year	\$2,066,273

In harness and quarter horse racing, abandoned winning tickets are paid to the respective breeders' associations. These funds are used to promote the Florida horse breeding industry and are detailed in the Schedule of Collections for Promotional Funds and Breeders' Associations.

STATISTICAL SECTION

**REVENUE COLLECTED BY GEOGRAPHIC LOCATION
FOR FISCAL YEAR 2000/2001**

**ACTIVE PARI-MUTUEL PERMITS
BY COUNTY**

County	<i>Paid Attendance</i>	<i>On-Track Handle</i>	<i>ITW Handle</i>	<i>State Revenues From Performances *</i>
Brevard	17,780	\$2,038,893	\$0	\$53,633
Broward	623,356	223,709,363	147,188,481	5,508,876
Clay	78,216	13,021,680	38,521,741	1,281,542
Dade	510,991	271,530,519	360,713,454	9,157,757
Duval	75,825	11,530,241	27,331,725	1,149,084
Escambia	14,274	9,189,892	0	274,108
Hillsborough	201,488	60,232,442	102,436,674	2,931,544
Jefferson	59,191	5,259,245	0	390,947
Lee	77,537	28,067,418	0	973,431
Marion	15,760	633,396	0	27,280
Palm Beach	514,648	53,593,395	65,621,220	5,236,930
Pinellas	160,245	38,209,718	48,016,997	3,823,781
St. Johns	40,162	6,737,647	19,103,412	597,539
St. Lucie	30,514	2,592,600	0	56,821
Sarasota	113,802	10,712,396	0	101,250
Seminole	222,415	29,025,551	352,326	421,679
Volusia	251,604	20,791,997	0	634,032
Washington	32,947	6,137,654	0	485,006
Total	3,040,755	\$793,014,047	\$809,286,030	\$33,105,240

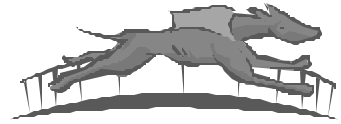
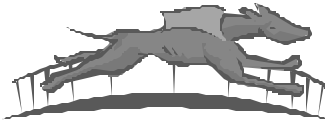
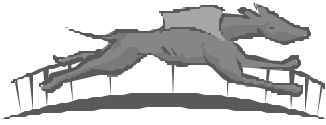
<i>Greyhound</i>	<i>Jai Alai</i>	<i>Thoroughbred</i>	<i>Harness</i>
1	0	0	0
1	2	1	1
1	0	0	0
2	2	3	0
1	0	0	0
1	0	0	0
1	0	1	0
1	0	0	0
0	1	0	0
1	0	0	0
1	0	0	0
1	1	0	0
1	0	0	0
2	1	0	0
1	0	0	0
1	0	0	0
18	7	5	1

* Includes taxes and fees from regular performance only.

COMPONENTS OF CARDROOM REVENUE BY ASSOCIATION

Fiscal Year 2000/2001	County/ Municipality	Gross Receipts	Gross Receipts Tax	Table Fees	Total Taxes and Fees
Greyhound Racing Associations					
Bet Miami Greyhounds @ Hollywood Greyhound Track	Hallandale (Broward)	\$14,274	\$1,427	\$3,500	\$4,927
Bet Miami Greyhounds @ Flagler Greyhound	Dade	22,044	2,204	0	2,204
Bonita-Ft. Myers Greyhound (S.W. FL. Enterprises)	Lee	368,056	36,806	8,000	44,806
Daytona Beach Kennel Club	Volusia	715,193	71,519	8,500	80,019
Flagler Greyhound (West Flagler Associates, Ltd.)	Dade	58,527	5,853	5,500	11,353
Hollywood Greyhound (Hartman & Tyner, Inc.)	Hallandale	35,886	3,589	3,500	7,089
Palm Beach Kennel (Inv. Corp. of Palm Beach	Palm Beach	832,349	83,235	11,000	94,235
St. Petersburg Kennel Club, Inc.	Pinellas	380,569	38,057	8,500	46,557
Tampa Greyhound (Associated Outdoor Clubs, Inc.	Hillsborough	143,925	14,393	4,500	18,893
Washington County Kennel Club, Inc.	Washington	146,014	14,601	4,500	19,101
Total Greyhound Tracks		\$2,716,837	\$271,684	\$57,500	\$329,184
Jai Alai Frontons					
Dania Jai Alai	Broward	\$19,700	\$1,970	\$0	\$1,970
Miami Jai Alai	Dade	196,774	19,677	8,500	28,177
Summer Jai Alai	Dade	190,122	19,012	8,500	27,512
Summersport Enterprises	Broward	26,920	2,692	0	2,692
Total Jai Alai Frontons		\$433,516	\$43,351	\$17,000	\$60,351
Harness Racing Associations					
Pompano Park Racing	Broward	\$15,172	\$1,517	\$0	\$1,517
TOTAL FOR ALL TRACKS AND FRONTONS		\$3,165,525	\$316,552	\$74,500	\$391,052

REVENUE AND OTHER DATA BY ASSOCIATION



GREYHOUND RACING

Florida remains the leader in greyhound racing in the United States with 16 of the 49 tracks located in the state. These 16 tracks are located in areas throughout Florida, and accounted for a total of 4,147 performances during this past fiscal year.

During Fiscal Year 2000/2001, handle wagered at live greyhound performances decreased by 8 percent. However, intertrack handle wagered on broadcasts of live Florida greyhound performances increased by 1 percent. Simulcast and intertrack simulcast handle wagered on broadcasts of performances from outside the state decreased by 3 percent and 6 percent respectively. The net effect on total handle resulted in a 4 percent decline for the Florida greyhound industry.

Corresponding with the decline in total handle was the decline of tax revenue to the state. Total tax to the state during Fiscal Year 2000/2001 declined by 47 percent from the prior year. This large decrease in tax revenue was primarily due to tax reductions enacted into law during the 2000 Legislative Session. Nevertheless, the greyhound industry accounted for approximately 65 percent of Florida's total revenue from pari-mutuel performances.

Total paid attendance decreased by 9 percent from the prior year. Please note, the division only reports paid attendance and does not include free admissions or complimentary passes in its data.

Greyhound permitholders reported paying \$34,887,023 in purses during Fiscal Year 2000/2001. Greyhound permitholders conducted numerous stakes races during the past year, which is shown in detail on the individual permitholder pages of this section.

Total Number of Performances	4,147	Total Number of Racing Days	2,979
Total Admission Tax	\$116,702	Total Paid Attendance	1,830,770

Handle Distribution						
Handle Type	Public Pool	Total for Permitholder	Total to State*	%	Total Regular Handle	%
Live	\$210,608,519	\$55,697,547	\$11,272,757	-29%	\$277,578,823	-8%
Simulcast	17,357,721	4,181,203	1,001,947	-48%	22,540,871	-3%
Intertrack	218,273,714	60,113,060	8,257,085	-60%	286,643,859	1%
Intertrack Simulcast	18,456,473	4,834,801	660,312	-59%	23,951,586	-6%
	\$464,696,427	\$124,826,611	\$21,192,101	-47%	\$610,715,139	-4%

* Add admission tax to calculate total paid to state

% = Total percentage increase or decrease from previous state fiscal year

Associated Outdoor Clubs, Inc.

d/b/a Tampa Greyhound Track Greyhound Track - Hillsborough County - Tampa, Florida

Meet Period July 1, 2000 to December 31, 2000

Telephone: (813) 932-4313 • Fax: (813) 932-5048

Mailing Address

P.O. Box 8096
Tampa, Florida 33674-8096

Street Address

8300 Nebraska Avenue
Tampa, Florida 33604

Racing Results

Performances	224
Racing Days	151
Paid Attendance	120,058
Total Admission Tax	\$4,974
Purses Paid	\$3,191,883

Major Stakes Races

Tampa Distance Championship	\$75,000
Tampa Speed Classic	\$50,000
Tampa Derby	\$50,000
Tampa Juvenile Stakes	\$20,000

Handle Distribution						
Handle Type	Public Pool	Total for Permitholder	Total to State*	%	Total Regular Handle	%
Live	\$14,878,271	\$4,055,035	\$497,336	-29%	\$19,430,642	-15%
Simulcast	9,253	2,799	-	-100%	12,052	536%
Intertrack	34,496,278	9,973,794	795,184	-76%	45,265,256	-2%
Intertrack Simulcast	23,001	7,047	-	0%	30,048	-
	\$49,406,803	\$14,038,675	\$1,292,520	-67%	\$64,737,998	-6%

* Add admission tax to calculate total paid to state

% = Total percentage increase or decrease from previous state fiscal year

Guest Facility	ITW Broadcasts	ITW/SIM Broadcasts	Handle
Bayard Raceways, Inc.	198	3	\$ 1,204,426
Bet Miami Greyhounds	97	0	550,359
CCC Racing	151	2	2,271,639
Daytona Beach Kennel Club, Inc.	222	2	1,716,672
Ft. Pierce Jai Alai	196	2	543,226
Hartman & Tyner, Inc.	188	2	1,236,697
Investment Corp. of Palm Beach	197	2	2,913,477
Jacksonville Kennel Club, Inc.	175	3	2,803,144
Jefferson County Kennel Club, Inc.	147	0	1,278,455
Ocala Jai Alai	196	2	953,843
Orange Park Kennel Club, Inc.	175	3	2,324,588
St. Petersburg Kennel Club, Inc.	224	5	12,843,575
Sanford-Orlando Kennel Club, Inc.	73	0	1,342,950
Sarasota Kennel Club	224	2	6,283,154
Sorts Palace, Inc.	222	2	857,867
Tampa Bay Downs, Inc.	223	2	3,478,536
Washington County Kennel Club, Inc.	152	2	1,968,841
West Flagler Kennel Club, Inc.	161	2	723,855
	<u>3,221</u>	<u>36</u>	<u>\$45,295,304</u>

Bayard Raceways, Inc.

d/b/a St. Johns Greyhound Park

Greyhound Track - St. Johns County - Jacksonville, Florida

Meet Period August 30, 2000 to September 4, 2000 - @ Jacksonville Kennel Club, Inc.

September 6, 2000 to November 27, 2000 - @ Orange Park Kennel Club, Inc.

Telephone: (904) 646-0001 • Fax: (904) 646-0420

Mailing Address

P.O. Box 54249
Jacksonville, Florida 32245-4249

Street Address

6322 Racetrack Road
Jacksonville, Florida 32259

Racing Results

Performances 95
Racing Days 73
Paid Attendance 40,162
Total Admission Tax \$1,718
Purses Paid \$1,219,350

Major Stakes Races

Orange Park Derby \$15,000

Handle Distribution						
Handle Type	Public Pool	Total for Permitholder	Total to State*	%	Total Regular Handle	%
Live	\$5,136,540	\$1,396,680	\$202,230	-5%	\$6,735,450	-16%
Simulcast	1,719	478	-	-100%	2,197	-72%
Intertrack	14,550,123	4,158,177	393,591	-73%	19,101,891	-8%
Intertrack Simulcast	1,188	333	-	-100%	1,521	-82%
	\$19,689,570	\$5,555,668	\$595,821	-65%	\$25,841,059	-10%

* Add admission tax to calculate total paid to state

% = Total percentage increase or decrease from previous state fiscal year

Guest Facility	ITW Broadcasts	ITW/SIM Broadcasts	Handle
Associated Outdoor Clubs, Inc.	94	0	\$ 1,599,791
Bayard Raceways, Inc.	95	1	1,536,134
Bet Miami Greyhounds	50	0	204,383
Bonita Ft. Myers Kennel Club, Inc.	52	0	348,351
CCC Racing	64	0	714,826
Daytona Beach Kennel Club, Inc.	94	0	663,736
Ft. Pierce Jai Alai	94	0	391,785
Hartman & Tyner, Inc.	92	0	617,095
Investment Corp. of Palm Beach	94	0	1,670,388
Jacksonville Kennel Club, Inc.	88	0	3,893,692
Jefferson County Kennel Club, Inc.	67	0	568,111
Ocala Jai Alai	94	0	553,207
Orange Park Kennel Club, Inc.	7	1	197,056
Pensacola Greyhound Track, Inc.	69	0	1,298,882
St. Petersburg Kennel Club, Inc.	94	0	1,861,044
Sanford-Orlando Kennel Club, Inc.	31	0	444,524
Sarasota Kennel Club, Inc.	82	0	1,151,714
Sports Palace, Inc.	94	0	424,234
Tampa Bay Downs, Inc.	92	0	425,574
Washington County Kennel Club, Inc.	40	0	340,956
West Flagler Kennel Club, Inc.	42	0	197,929
	<u>1,529</u>	<u>2</u>	<u>\$19,103,412</u>

Bet Miami Greyhounds

Greyhound Track - Broward/Dade County - Miami, Florida

Meet Period September 1, 2000 to October 21, 2000 - @ West Flagler Greyhound

December 1, 2000 to December 31, 2000 - @ Hollywood Greyhound Track

May 1, 2001 to May 31, 2001 - @ Hollywood Greyhound Track

West Flagler Greyhound Track

Telephone: (305) 649-3000
Fax: (305) 631-4525

Mailing Address

P.O. Box 350940
Miami, Florida 33135-0940

Street Address

401 N. W. 38th Court
Miami, Florida 32126

Racing Results

Performances	152
Racing Days	108
Paid Attendance	47,842
Total Admission Tax	\$5,635
Purses Paid	\$1,859,449

Hartman & Tyner, Inc.

d/b/a Hollywood Greyhound Track

Telephone: (954) 924-3200
Fax: (954) 457-4229

Mailing Address

P.O. Box 2007
Hollywood, Florida 33022-2007

Street Address

831 N. Federal Highway
Hallandale, Florida 33009

Major Stakes Races

Flagler Derby \$20,000

Handle Distribution						
Handle Type	Public Pool	Total for Permitholder	Total to State*	%	Total Regular Handle	%
Live	\$8,302,674	\$2,012,057	\$550,644	33%	\$10,865,375	0%
Simulcast	5,215,345	1,226,951	307,483	-47%	6,749,779	-3%
Intertrack	9,557,565	2,592,113	359,395	-53%	12,509,073	13%
Intertrack Simulcast	5,719,596	1,530,151	184,365	-60%	7,434,112	3%
	<u>\$28,795,180</u>	<u>\$7,361,272</u>	<u>\$1,401,887</u>	<u>-37%</u>	<u>\$37,558,339</u>	<u>4%</u>

* Add admission tax to calculate total paid to state

% = Total percentage increase or decrease from previous state fiscal year

Guest Facility	ITW Broadcasts	ITW/SIM Broadcasts	Handle
Associated Outdoor Clubs, Inc.	135	0	\$ 843,437
Bayard Raceways, Inc.	118	0	406,069
Bonita Ft. Myers Kennel Club, Inc.	140	151	2,232,968
CCC Racing	62	0	367,921
Daytona Beach Kennel Club, Inc.	134	0	649,049
Ft. Pierce Jai Alai	103	0	250,105
Hartman & Tyner, Inc.	69	98	5,888,349
Investment Corporation of Palm Beach	127	0	1,166,645
Jacksonville Kennel Club, Inc.	88	0	591,444
Jefferson County Kennel Club, Inc.	18	0	64,512
Ocala Jai Alai	83	0	196,170
Orange Park Kennel Club, Inc.	88	0	479,292
St. Petersburg Kennel Club, Inc. (Derby Lane)	134	0	1,069,277
Sports Palace, Inc.	32	0	215,919
Tampa Bay Downs, Inc.	122	0	368,823
West Flagler Kennel Club, Inc.	82	114	5,153,205
	<u>1,535</u>	<u>363</u>	<u>\$19,943,185</u>

Collins and Collins Partnership

d/b/a CCC Racing @ Sanford-Orlando Kennel Club, Inc.**
Greyhound Track - Seminole County - Longwood, Florida

Meet Period July 1, 2000 to October 30, 2000
 May 3, 2001 to June 30, 2001

Telephone: (407) 831-1600 • **Fax:** (407) 831-3997

Mailing Address
 P.O. Box 520280
 Longwood, Florida 32752-0280

Street Address
 301 Dog Track Road
 Longwood, Florida 32750

Racing Results
 Performances 221
 Racing Days 146
 Paid Attendance 23,750
 Total Admission Tax \$1,091
 Purses Paid \$910,832

Handle Distribution						
Handle Type	Public Pool	Total for Permitholder	Total to State*	%	Total Regular Handle	%
Live	\$4,099,017	\$1,321,842	\$102,973	-61%	\$5,523,832	-12%
Simulcast	-	-	-	0%	-	0%
Intertrack	252,981	99,345	-	-100%	352,326	-50%
Intertrack Simulcast	-	-	-	0%	-	0%
	<u>\$4,351,998</u>	<u>\$1,421,187</u>	<u>\$102,973</u>	<u>-68%</u>	<u>\$5,876,158</u>	<u>-16%</u>

* Add admission tax to calculate total paid to state

% = Total percentage increase or decrease from previous state fiscal year

Guest Facility	ITW Broadcasts	ITW/SIM Broadcasts	Handle
Sports Palace, Inc.	<u>145</u>	<u>0</u>	<u>\$352,326</u>

**Permit transferred from Seminole Greyhound Park to Collins and Collins Partnership, January 29, 2001

Daytona Beach Kennel Club, Inc.

Greyhound Track - Volusia County - Daytona Beach, Florida

Meet Period July 2, 2000 to June 30, 2001

Telephone: (904) 252-6484 • Fax: (904) 252-4808

Mailing Address

P.O. Box 11470
Daytona Beach, Florida 32120-1470

Street Address

2201 West International Speedway
Daytona Beach, Florida 32114

Racing Results

Performances	455
Racing Days	305
Paid Attendance	251,604
Total Admission Tax	\$12,090
Purses Paid	\$2,127,757

Handle Distribution						
Handle Type	Public Pool	Total for Permitholder	Total to State*	%	Total Regular Handle	%
Live	\$15,331,463	\$4,838,592	\$621,942	-51%	\$20,791,997	-4%
Simulcast	-	-	-	0%	-	0%
Intertrack	-	-	-	0%	-	0%
Intertrack Simulcast	-	-	-	0%	-	0%
	\$15,331,463	\$4,838,592	\$621,942	-51%	\$20,791,997	-4%

* Add admission tax to calculate total paid to state

% = Total percentage increase or decrease from previous state fiscal year

Hartman & Tyner, Inc.

d/b/a Hollywood Greyhound Track Greyhound Track - Broward County - Hallandale, Florida

Meet Period January 1, 2001 to April 30, 2001

Telephone: (954) 924-3200 • Fax: (954) 457-4229

Mailing Address

P.O. Box 2007
Hollywood, Florida 33022

Street Address

831 North Federal Highway
Hallandale, Florida 33009

Racing Results

Performances	161
Racing Days	115
Paid Attendance	119,575
Total Admission Tax	\$10,059
Purses Paid	\$2,420,125

Major Stakes Races

World Classic	\$75,000
Hollywoodian	\$30,000
Futurity	\$15,000
Joe Ryan Jr. Memorial	\$10,000

Handle Distribution						
Handle Type	Public Pool	Total for Permitholder	Total to State*	%	Total Regular Handle	%
Live	\$12,930,210	\$3,267,271	\$774,643	-22%	\$16,972,124	-8%
Simulcast	7,086,631	1,713,365	396,409	-47%	9,196,405	1%
Intertrack	10,410,454	2,912,899	376,503	-62%	13,699,856	-3%
Intertrack Simulcast	5,298,508	1,384,510	198,381	-57%	6,881,399	-5%
	\$35,725,803	\$9,278,045	\$1,745,936	-45%	\$46,749,784	-4%

* Add admission tax to calculate total paid to state

% = Total percentage increase or decrease from previous state fiscal year

Guest Facility	ITW Broadcasts	ITW/SIM Broadcasts	Handle
Associated Outdoor Clubs, Inc.	144	0	\$ 988,117
Bayard Raceways, Inc.	124	0	454,348
Bonita/Ft. Myers Kennel Club, Inc.	144	177	2,440,183
Daytona Beach Kennel Club, Inc.	141	0	712,360
Ft. Pierce Jai Alai	115	0	292,415
Investment Corp. of Palm Beach	127	0	1,300,600
Jacksonville Kennel Club	93	0	635,093
Jefferson County Kennel Club, Inc.	30	0	133,150
Ocala Jai Alai	93	0	185,721
Orange Park Kennel Club, Inc.	93	0	640,949
St. Petersburg Kennel Club, Inc.	143	0	1,382,024
Sports Palace, Inc.	36	0	240,616
Tampa Bay Downs, Inc.	130	0	553,090
West Flagler Kennel Club, Inc.	161	230	10,622,589
	<u>1,574</u>	<u>407</u>	<u>\$20,581,255</u>

Investment Corporation of Palm Beach

d/b/a Palm Beach Kennel Club Greyhound Track - Palm Beach County - West Palm Beach, Florida

Meet Period July 1, 2000 to June 30, 2001

Telephone: (561) 683-2222 • Fax: (561) 471-9114

Mailing Address

1111 North Congress Avenue
West Palm Beach, Florida 33409-6399

Street Address

1111 North Congress Avenue
West Palm Beach, Florida 33409-6399

Racing Results

Performances	453
Racing Days	305
Paid Attendance	514,648
Total Admission Tax	\$42,464
Purses Paid	\$4,675,257

Major Stakes Races

James Paul 3-8th Mile Derby	\$25,000
He's My Man Classic (Big 3)	\$25,000
Arthur Rooney - St. Patrick's Invitational	\$25,000
Bob Balfe/Molyneux Cup Puppy Stakes	\$25,000
Dick Andrews Futurity	\$25,000
Labor Day Puppy Stakes	\$25,000

Handle Distribution						
Handle Type	Public Pool	Total for Permitholder	Total to State*	%	Total Regular Handle	%
Live	\$40,872,766	\$9,855,993	\$2,858,193	-29%	\$53,586,952	-7%
Simulcast	5,131	1,312	-	-100%	6,443	-54%
Intertrack	49,969,235	13,315,712	2,336,273	-51%	65,621,220	5%
Intertrack Simulcast	-	-	-	-100%	-	-100%
	\$90,847,132	\$23,173,017	\$5,194,466	-41%	\$119,214,615	-1%

* Add admission tax to calculate total paid to state

% = Total percentage increase or decrease from previous state fiscal year

Guest Facility	ITW Broadcasts	ITW/SIM Broadcasts	Handle
Associated Outdoor Clubs, Inc.	452	0	\$ 6,474,770
Bayard Raceways, Inc.	450	0	4,426,491
Bet Miami Greyhounds	144	0	1,030,446
Bonita Ft. Myers Kennel Club	25	0	161,892
CCC Racing	228	0	2,212,130
Daytona Beach Kennel Club, Inc.	446	0	3,402,963
Ft. Pierce Jai Alai	452	0	3,967,678
Investment Corp. of South Florida	373	0	3,790,459
Jacksonville Kennel Club, Inc.	351	0	6,442,260
Ocala Jai Alai	452	0	2,488,904
Orange Park Kennel Club, Inc.	351	0	5,486,037
St. Petersburg Kennel Club, Inc.	451	0	10,170,947
Sanford-Orlando Kennel Club, Inc.	223	0	2,644,089
Sarasota Kennel Club, Inc.	401	0	5,840,516
Sports Palace, Inc.	453	0	3,267,813
Tampa Bay Downs	307	0	1,506,828
Washington County Kennel Club, Inc.	42	0	312,806
West Flagler Kennel Club, Inc.	382	0	1,994,191
	<u>5,983</u>	<u>0</u>	<u>\$65,621,220</u>

Jacksonville Kennel Club, Inc.

Greyhound Track - Duval County - Jacksonville, Florida

Meet Period July 1, 2000 to August 28, 2000

May 1, 2001 to May 28, 2001 @ Orange Park Kennel Club, Inc.

May 30, 2001 to June 30, 2001

Telephone: (904) 646-0001 • Fax: (904) 646-0420

Mailing Address

P.O. Box 54249
Jacksonville, Florida 32245-4249

Street Address

1440 McDuff Avenue
Jacksonville, Florida 32205

Racing Results

Performances	130
Racing Days	98
Paid Attendance	75,825
Total Admission Tax	\$3,986
Purses Paid	\$1,826,820

Major Stakes Races

Mayor's Cup	\$30,000
-------------	----------

Handle Distribution						
Handle Type	Public Pool	Total for Permitholder	Total to State*	%	Total Regular Handle	%
Live	\$8,758,152	\$2,313,951	\$417,741	62%	\$11,489,844	-7%
Simulcast	30,930	6,745	2,722	-25%	40,397	-2%
Intertrack	20,596,018	5,733,676	710,408	-63%	27,040,102	2%
Intertrack Simulcast	224,333	53,063	14,227	-48%	291,623	-20%
	\$29,609,433	\$8,107,435	\$1,145,098	-48%	\$38,861,966	-1%

* Add admission tax to calculate total paid to state

% = Total percentage increase or decrease from previous state fiscal year

Guest Facility	ITW Broadcasts	ITW/SIM Broadcasts	Handle
Associated Outdoor Clubs, Inc.	130	1	\$ 2,024,305
Bayard Raceways, Inc.	130	1	2,340,623
Bet Miami Greyhounds	36	1	252,821
Bonita/Ft. Myers Kennel Club, Inc.	62	1	432,428
CCC Racing	128	1	1,844,330
Daytona Beach Kennel Club, Inc.	130	1	1,060,224
Ft. Pierce Jai Alai	129	0	538,224
Hartman & Tyner, Inc.	94	0	690,860
Investment Corp. of Palm Beach	130	1	2,670,984
Jacksonville Kennel Club, Inc.	33	1	1,547,469
Jefferson County Kennel Club, Inc.	94	1	984,908
Ocala Jai Alai	129	0	978,186
Orange Park Kennel Club, Inc.	97	0	3,134,512
Pensacola Kennel Club, Inc.	95	1	1,783,739
St. Petersburg Kennel Club, Inc.	130	1	3,046,597
Sanford-Orlando Kennel Club, Inc.	2	0	27,559
Sarasota Kennel Club, Inc.	113	1	1,770,788
Sports Palace, Inc.	130	1	681,722
Tampa Bay Downs, Inc.	128	1	600,829
Washington County Kennel Club, Inc.	36	1	293,152
West Flagler Kennel Club, Inc.	130	1	627,465
	<u>2,086</u>	<u>16</u>	<u>\$27,331,725</u>

Jefferson County Kennel Club, Inc.

Greyhound Track - Jefferson County - Monticello, Florida

Meet Period July 1, 2000 to December 2, 2000

January 15, 2001 to June 30, 2001

Telephone: (850) 997-2561 • Fax: (805) 997-3871

Mailing Address

P.O. Box 400
Monticello, Florida 32345-0400

Street Address

U.S. Highway 19 North, 3 Miles
Monticello, Florida 32344

Racing Results

Performances	291
Racing Days	249
Paid Attendance	59,191
Total Admission Tax	\$4,594
Purses Paid	\$852,731

Handle Distribution						
Handle Type	Public Pool	Total for Permitholder	Total to State*	%	Total Regular Handle	%
Live	\$3,724,538	\$1,148,354	\$386,353	10%	\$5,259,245	-21%
Simulcast	-	-	-	0%	-	0%
Intertrack	-	-	-	0%	-	0%
Intertrack Simulcast	-	-	-	0%	-	0%
	\$3,724,538	\$1,148,354	\$386,353	10%	\$5,259,245	-21%

* Add admission tax to calculate total paid to state

% = Total percentage increase or decrease from previous state fiscal year

Orange Park Kennel Club, Inc.

Greyhound Track - Clay County – Orange Park, Florida

Meet Period November 29, 2000 to April 30, 2001

Telephone: (904) 646-0001 • Fax: (904) 646-0420

Mailing Address

P.O. Box 54249
Jacksonville, Florida 32245-4249

Street Address

455 Park Avenue
Orange Park, Florida 32073

Racing Results

Performances	166
Racing Days	126
Paid Attendance	78,216
Total Admission Tax	\$4,297
Purses Paid	\$2,330,475

Major Stakes Races

Jacksonville Greyhound Racing Juvenile	\$40,000
Orange Park Derby	\$35,000

Handle Distribution						
Handle Type	Public Pool	Total for Permitholder	Total to State*	%	Total Regular Handle	%
Live	\$9,930,410	\$2,606,472	\$484,798	-24%	\$13,021,680	-2%
Simulcast	-	-	-	0%	-	0%
Intertrack	29,333,612	8,395,682	792,447	-69%	38,521,741	7%
Intertrack Simulcast	-	-	-	0%	-	0%
	\$39,264,022	\$11,002,154	\$1,277,245	-60%	\$51,543,421	5%

* Add admission tax to calculate total paid to state

% = Total percentage increase or decrease from previous state fiscal year

Guest Facility	ITW Broadcasts	ITW/SIM Broadcasts	Handle
Associated Outdoor Clubs, Inc.	165	0	\$ 2,622,889
Bayard Raceways, Inc.	166	0	2,775,474
Bet Miami Greyhounds	25	0	215,754
Bonita/Ft. Myers Kennel Club, Inc.	163	0	1,214,393
Daytona Beach Kennel Club, Inc.	162	0	1,316,173
Ft. Pierce Jai Alai	164	0	803,695
Hartman & Tyner, Inc.	139	0	1,171,216
Investment Corp. of Palm Beach	165	0	3,482,163
Jacksonville Kennel Club, Inc.	166	0	8,098,040
Jefferson County Kennel Club, Inc.	94	0	1,040,237
Ocala Jai Alai	165	0	1,086,869
Pensacola Kennel Club, Inc.	119	0	2,624,608
St. Petersburg Kennel Club, Inc.	163	0	4,245,453
Sanford-Orlando Kennel Club, Inc.	164	0	2,761,648
Sarasota Kennel Club, Inc.	144	0	1,905,292
Sports Palace, Inc.	165	0	898,700
Tampa Bay Downs, Inc.	163	0	850,384
Washington County Kennel Club, Inc.	57	0	559,888
West Flagler Kennel Club, Inc.	164	0	848,865
	<u>2,713</u>	<u>0</u>	<u>\$38,521,741</u>

Pensacola Greyhound Track, Inc.

Greyhound Track - Escambia County - Pensacola, Florida

Meet Period July 1, 2000 to June 30, 2001

Telephone: (850) 455-8595 • **Fax:** (850) 453-8883

Mailing Address

P.O. Box 12824
Pensacola, Florida 32575-2824

Street Address

951 Dog Track Road
Pensacola, Florida 32506-8236

Racing Results

Performances	315
Racing Days	262
Paid Attendance	14,274
Total Admission Tax	\$1,161
Purses Paid	\$1,062,557

Handle Distribution						
Handle Type	Public Pool	Total for Permitholder	Total to State*	%	Total Regular Handle	%
Live	\$6,808,290	\$2,108,655	\$272,947	-12%	\$9,189,892	-5%
Simulcast	-	-	-	0%	-	0%
Intertrack	-	-	-	0%	-	0%
Intertrack Simulcast	-	-	-	0%	-	0%
	\$6,808,290	\$2,108,655	\$272,947	-12%	\$9,189,892	-5%

* Add admission tax to calculate total paid to state

% = Total percentage increase or decrease from previous state fiscal year

St. Petersburg Kennel Club, Inc.

Greyhound Track - Pinellas County - St. Petersburg, Florida

Meet Period January 2, 2001 to June 30, 2001

Telephone: (727) 812-3339 • Fax: (727) 579-4362

Mailing Address

P.O. Box 22099
St. Petersburg, Florida 33742-2099

Street Address

10490 Gandy Boulevard
St. Petersburg, Florida 33702-2395

Racing Results

Performances	222
Racing Days	150
Paid Attendance	160,245
Total Admission Tax	\$12,507
Purses Paid	\$4,481,731

Major Stakes Races

Distance Classic	\$100,000
Sprint Classic	\$ 85,000
St. Petersburg Derby	\$ 30,000
Gold Trophy Juvenile Stake	\$ 20,000
Consolidation Derby	\$ 10,000
"Matinee Idol" Feature	\$ 10,000
Puppy Preview	\$ 8,000
T. L. Weaver Memorial	\$ 8,000

Handle Distribution						
Handle Type	Public Pool	Total for Permitholder	Total to State*	%	Total Regular Handle	%
Live	\$29,131,187	\$7,198,477	\$1,876,309	-28%	\$38,205,973	-2%
Simulcast	2,853	446	446	-29%	3,745	-39%
Intertrack	36,422,697	9,655,365	1,934,276	-46%	48,012,338	-2%
Intertrack Simulcast	3,420	996	243	-65%	4,659	-51%
	\$65,560,157	\$16,855,284	\$3,811,274	-38%	\$86,226,715	-2%

* Add admission tax to calculate total paid to state

% = Total percentage increase or decrease from previous state fiscal year

Guest Facility	ITW Broadcasts	ITW/SIM Broadcasts	Handle
Associated Outdoor Clubs, Inc.	222	1	\$9,186,348
Bayard Raceways, Inc.	196	1	1,734,117
Bet Miami Greyhounds	41	0	358,035
Bonita Ft. Myers Kennel Club, Inc.	39	0	248,819
CCC Racing	76	0	1,831,792
Daytona Beach Kennel Club, Inc.	221	0	2,102,087
Ft. Pierce Jai Alai	195	0	785,990
Hartman & Tyner, Inc.	181	0	1,743,369
Investment Corp. of Palm Beach	196	1	3,609,734
Jacksonville Kennel Club, Inc.	172	1	3,196,208
Jefferson County Kennel Club, Inc.	158	0	1,718,274
Ocala Jai Alai	196	1	1,136,586
Orange Park Kennel Club, Inc.	172	1	3,248,522
Sanford-Orlando Kennel Club, Inc.	146	0	3,628,762
Sarasota Kennel Club, Inc.	222	1	5,509,325
Sports Palace, Inc.	222	0	1,252,217
Tampa Bay Downs, Inc.	222	1	3,134,516
Washington County Kennel Club, Inc.	141	1	2,240,770
West Flagler Kennel Club, Inc.	222	0	1,351,526
	<u>3,240</u>	<u>9</u>	<u>\$48,016,997</u>

Sanford-Orlando Kennel Club, Inc.

Greyhound Track - Seminole County - Longwood, Florida

Meet Period November 1, 2000 to May 2, 2001

Telephone: (407) 831-1600 • Fax: (407) 831-3997

Mailing Address

P.O. Box 520280
Longwood, Florida 32752-0280

Street Address

301 Dog Track Road
Longwood, Florida 32750

Racing Results

Performances 230
Racing Days 152
Paid Attendance 74,256
Total Admission Tax \$722
Purses Paid \$1,203,237

Major Stakes Races

Central Florida Derby \$16,153
Young Champion Stakes \$ 2,519
King & Queen Championship \$ 500

Handle Distribution

Handle Type	Public Pool	Total for Permitholder	Total to State*	%	Total Regular Handle	%
Live	\$7,007,699	\$2,013,652	\$68,783	-87%	\$9,090,134	-23%
Simulcast	-	-	-	0%	-	0%
Intertrack	-	-	-	0%	-	0%
Intertrack Simulcast	-	-	-	0%	-	0%
	\$7,007,699	\$2,013,652	\$68,783	-87%	\$9,090,134	-23%

* Add admission tax to calculate total paid to state

% = Total percentage increase or decrease from previous state fiscal year

Sarasota Kennel Club, Inc.

Greyhound Track - Sarasota County - Sarasota, Florida

Meet Period December 29, 2000 to April 14, 2001

Telephone: (941) 355-7744 • Fax: (941) 351-2207

Mailing Address

5400 Bradenton Road
Sarasota, Florida 34234-2999

Street Address

5400 Bradenton Road
Sarasota, Florida 34234

Racing Results

Performances 150
Racing Days 92
Paid Attendance 113,802
Total Admission Tax \$1,473
Purses Paid \$986,005

Major Stakes Races

Sarasota Derby \$9,919
Sapling Stakes \$2,611
King & Queen Championship \$ 500

Handle Distribution						
Handle Type	Public Pool	Total for Permitholder	Total to State*	%	Total Regular Handle	%
Live	\$8,276,381	\$2,336,238	\$99,777	-80%	\$10,712,396	-7%
Simulcast	-	-	-	0%	-	0%
Intertrack	-	-	-	0%	-	0%
Intertrack Simulcast	-	-	-	0%	-	0%
	\$8,276,381	\$2,336,238	\$99,777	-80%	\$10,712,396	-7%

* Add admission tax to calculate total paid to state

% = Total percentage increase or decrease from previous state fiscal year

Southwest Florida Enterprises, Inc.

d/b/a Bonita-Ft. Myers Greyhound Track
 Greyhound Track - Lee County - Bonita Springs, Florida

Meet Period July 1, 2000 to June 30, 2001

Telephone: (941) 992-2411 • Fax: (941) 947-9244

Mailing Address

P.O. Box 2567
 Bonita Springs, Florida 34133-2567

Street Address

10601 Bonita Beach Road, S. W.
 Bonita Springs, Florida 34135-5620

Racing Results

Performances	391
Racing Days	282
Paid Attendance	77,537
Total Admission Tax	\$1,392
Purses Paid	\$2,430,089

Major Stakes Races

Naples/Ft. Myers Derby	\$20,000
Survivor Classic	\$17,500
Marathon Championship	\$10,000
Reindeer Classic	\$ 2,500
Senior Sprint Special	\$ 1,000
Closing Night Feature	\$ 1,000

Handle Distribution						
Handle Type	Public Pool	Total for Permitholder	Total to State*	%	Total Regular Handle	%
Live	\$21,617,340	\$5,448,517	\$972,039	-46%	\$28,037,896	-4%
Simulcast	22,536	6,986	-	0%	29,522	0%
Intertrack	-	-	-	0%	-	0%
Intertrack Simulcast	-	-	-	0%	-	0%
	\$21,639,876	\$5,455,503	\$972,039	-46%	\$28,067,418	-4%

* Add admission tax to calculate total paid to state

% = Total percentage increase or decrease from previous state fiscal year

Sports Palace, Inc.

d/b/a Melbourne Greyhound
Greyhound Track - Brevard County - Melbourne, Florida
Meet Period November 3, 2000 to April 21, 2001

Telephone: (321) 259-9800 • **Fax:** (321) 259-3437

Mailing Address

P.O. Box 11470
 Daytona Beach, Florida 32120-1470

Street Address

1100 North Wickham Road
 Melbourne, Florida 32935

Racing Results

Performances 102
 Racing Days 69
 Paid Attendance 17,780
 Total Admission Tax \$420
 Purses Paid \$452,072

Handle Distribution						
Handle Type	Public Pool	Total for Permitholder	Total to State*	%	Total Regular Handle	%
Live	\$1,461,014	\$524,666	\$53,213	-73%	\$2,038,893	-36%
Simulcast	-	-	-	0%	-	0%
Intertrack	-	-	-	0%	-	0%
Intertrack Simulcast	-	-	-	0%	-	0%
	\$1,461,014	\$524,666	\$53,213	-73%	\$2,038,893	-36%

* Add admission tax to calculate total paid to state

% = Total percentage increase or decrease from previous state fiscal year

Washington County Kennel Club, Inc.

d/b/a Ebro Greyhound Park Greyhound Track - Washington County - Ebro, Florida

Meet Period July 1, 2000 to October 28, 2000

January 27, 2001 to June 30, 2001

Telephone: (850) 234-3943 • Fax: (850) 535-4442

Mailing Address

6558 Dog Track Road
Ebro, Florida 32437-1142

Street Address

6558 Dog Track Road
Ebro, Florida 32437-1142

Racing Results

Performances	210
Racing Days	169
Paid Attendance	32,947
Total Admission Tax	\$6,192
Purses Paid	\$747,663

Major Stakes Races

Mega Morris Juvenile	\$15,000
Ebro Derby	\$13,000
Future Champion	\$ 1,000
Coors Silver Bullet Sprint	\$ 1,000
Rosebud Marathon	\$ 1,000

Handle Distribution						
Handle Type	Public Pool	Total for Permitholder	Total to State*	%	Total Regular Handle	%
Live	\$4,277,765	\$1,381,075	\$478,814	89%	\$6,137,654	-7%
Simulcast	-	-	-	0%	-	0%
Intertrack	-	-	-	0%	-	0%
Intertrack Simulcast	-	-	-	0%	-	0%
	\$4,277,765	\$1,381,075	\$478,814	89%	\$6,137,654	-7%

* Add admission tax to calculate total paid to state

% = Total percentage increase or decrease from previous state fiscal year

West Flagler Associates, Ltd.

d/b/a Flagler Greyhound Track Greyhound Track - Dade County - Miami, Florida

Meet Period July 1, 2000 to August 31, 2000

October 22, 2000 to November 30, 2000

June 1, 2001 to June 30, 2001

Telephone: (305) 649-3000 • Fax: (305) 631-4525

Mailing Address

P.O. Box 350940
Miami, Florida 33135-0940

Street Address

401 N. W. 38th Court
Miami, Florida 33126

Racing Results

Performances	179
Racing Days	127
Paid Attendance	9,058
Total Admission Tax	\$1,927
Purses Paid	\$2,108,992

Major Stakes Races

Flagler Super Marathon	\$65,000
Hecht Marathon Championship	\$20,000
Firecracker 550 Championship	\$ 8,000
Hot Box Championship	\$ 8,000

Handle Distribution						
Handle Type	Public Pool	Total for Permitholder	Total to State*	%	Total Regular Handle	%
Live	\$8,064,802	\$1,870,020	\$554,022	3%	\$10,488,844	-13%
Simulcast	4,983,323	1,222,121	294,887	-52%	6,500,331	-9%
Intertrack	12,684,751	3,276,297	559,008	-51%	16,520,056	0%
Intertrack Simulcast	7,186,427	1,858,701	263,096	-60%	9,308,224	-12%
	\$32,919,303	\$8,227,139	\$1,671,013	-43%	\$42,817,455	-8%

* Add admission tax to calculate total paid to state

% = Total percentage increase or decrease from previous state fiscal year

Guest Facility	ITW Broadcasts	ITW/SIM Broadcasts	Handle
Associated Outdoor Clubs, Inc.	160	0	\$ 938,705
Bayard Raceways, Inc.	137	0	583,427
Bonita/Ft. Myers Kennel Club, Inc.	174	159	2,680,170
CCC Racing	84	0	586,200
Daytona Beach Kennel Club, Inc.	158	0	864,340
Ft. Pierce Jai Alai	122	0	335,460
Hartman & Tyner, Inc.	179	224	14,456,557
Investment Corp. of Palm Beach	156	0	1,566,824
Jacksonville Kennel Club, Inc.	103	0	1,006,235
Jefferson County Kennel Club, Inc.	19	0	76,513
Ocala Jai Alai	104	0	323,449
Orange Park Kennel Club, Inc.	103	0	547,941
St. Petersburg Kennel Club, Inc.	160	0	1,237,766
Sports Palace, Inc.	40	0	252,810
Tampa Bay Downs, Inc.	143	0	371,883
	<u>1,842</u>	<u>383</u>	<u>\$25,828,280</u>



JAI ALAI

Florida was the first state in the nation to conduct jai alai performances. There are currently 7 jai alai permitholders operating at 5 frontons throughout central and south Florida.

During Fiscal Year 2000/2001, handle wagered at live jai alai performances decreased by 5 percent. However, intertrack handle wagered on broadcasts of live Florida jai alai performances remained virtually unchanged. Simulcast and intertrack simulcast handle wagered on broadcasts of performances from outside the state increased by 5 percent and 24 percent respectively. The net effect on total handle resulted in a 2 percent decline for the Florida jai alai industry.

Corresponding with the decline in total handle was the decline of tax revenue to the state. Total tax to the state during Fiscal Year 2000/2001 declined by 57 percent from the prior year. This large decrease in tax revenue was primarily due to tax reductions enacted into law during the 2000 Legislative Session. The jai alai industry accounted for approximately 3 percent of Florida's total revenue from pari-mutuel performances.

Total paid attendance decreased by 5 percent from the prior year. Please note the division only reports paid attendance and does not include free admissions or complimentary passes in its data.

Total Number of Performances	1,373	Total Number of Playing Days	974
Total Admission Tax	\$9,594	Total Paid Attendance	519,174

Handle Distribution						
Handle Type	Public Pool	Total for Permitholder	Total to State*	%	Total Regular Handle	%
Live	\$53,119,559	\$16,642,725	\$776,097	-45%	\$70,538,381	-5%
Simulcast	1,113,623	250,087	77,000	-18%	1,440,710	5%
Intertrack	34,370,317	11,420,957	0	-100%	45,791,274	0%
Intertrack Simulcast	3,100,833	914,077	0	-100%	4,014,910	24%
	\$91,704,332	\$29,227,846	\$853,097	-57%	\$121,785,275	-2%

* Add admission tax to calculate total paid to state

% = Total percentage increase or decrease from previous state fiscal year

Dania Jai Alai

Division of the Aragon Group, Inc.

Jai Alai Fronton - Broward County – Dania Beach, Florida

Meet Period October 29, 2000 to June 30, 2001

Telephone: (954) 927-2841 • Fax: (954) 920-9095

Mailing Address

P.O. Box 96
Dania Beach, Florida 33004-0096

Street Address

301 East Dania Beach Boulevard
Dania Beach, Florida 33004

Racing Results

Performances	275
Racing Days	207
Paid Attendance	174,901
Total Admission Tax	\$0
Players Compensation	2,030,773

Handle Distribution						
Handle Type	Public Pool	Total for Permitholder	Total to State*	%	Total Regular Handle	%
Live	\$12,607,594	\$3,719,524	\$145,920	7%	\$16,473,038	-3%
Simulcast	715,046	160,536	51,500	34%	927,082	53%
Intertrack	9,696,836	2,982,348	-	0%	12,679,184	10%
Intertrack Simulcast	2,057,944	608,189	-	0%	2,666,133	98%
	<u>\$25,077,420</u>	<u>\$7,470,597</u>	<u>\$197,420</u>	13%	<u>\$32,745,437</u>	8%

* Add admission tax to calculate total paid to state

% = Total percentage increase or decrease from previous state fiscal year

Guest Facility	ITW Broadcasts	ITW/SIM Broadcasts	Handle
Associated Outdoor Clubs, Inc.	103	0	\$ 440,344
Bayard Raceways, Inc.	204	96	251,128
Daytona Beach Kennel Club, Inc.	270	0	612,199
Florida Jai Alai	272	134	2,201,612
Ft. Pierce Jai Alai	64	59	359,726
Investment Corp. of Palm Beach	236	30	1,302,174
Jacksonville Kennel Club, Inc.	203	73	491,366
Jefferson County Kennel Club, Inc.	167	1	253,939
Miami Jai Alai	202	25	1,546,074
Ocala Jai Alai	33	60	250,428
Orange Park Kennel Club, Inc.	202	74	444,942
Pompano Park Racing	274	92	4,402,226
St. Petersburg Kennel Club, Inc.	105	29	619,663
Sports Palace, Inc.	271	60	1,002,973
Summer Jai Alai	73	12	584,994
Tampa Bay Downs, Inc.	206	0	315,200
Washington County Kennel Club, Inc.	178	0	266,329
	<u>3,063</u>	<u>745</u>	<u>\$15,345,317</u>

Florida Jai Alai, Inc.

D/b/a Orlando-Seminole Jai Alai Jai Alai Fronton - Seminole County - Fern Park, Florida

Meet Period July 1, 2000 to June 30, 2001

Telephone: (407) 339-6221 • Fax: (407) 831-4689

Mailing Address

P.O. Box 300107
Fern Park, Florida 32730-0107

Street Address

6405 S. Highway 17-92
Fern Park, Florida 32730

Racing Results

Performances	356
Racing Days	257
Paid Attendance	124,409
Total Admission Tax	\$6,410
Players Compensation	\$1,468,445

Handle Distribution

Handle Type	Public Pool	Total for Permitholder	Total to State*	%	Total Regular Handle	%
Live	\$11,032,008	\$3,137,877	\$241,700	-64%	\$14,411,585	0%
Simulcast	-	-	-	-100%	-	-100%
Intertrack	-	-	-	0%	-	0%
Intertrack Simulcast	-	-	-	-100%	-	-100%
	\$11,032,008	\$3,137,877	\$241,700	-69%	\$14,411,585	-11%

* Add admission tax to calculate total paid to state

% = Total percentage increase or decrease from previous state fiscal year

Florida Gaming Corporation

d/b/a Fort Pierce Jai Alai
Jai Alai Fronton - St. Lucie County - Ft. Pierce, Florida
 Meet Period January 1, 2001 to April 28, 2001

Telephone: (561) 464-7500 • Fax: (561) 464-0099

Mailing Address

1750 South Kings Highway
 Ft. Pierce, Florida 34945-3099

Street Address

1750 South Kings Highway
 Ft. Pierce, Florida 34945-3099

Racing Results

Performances	100
Racing Days	67
Paid Attendance	30,514
Total Admission Tax	\$3,184
Players Compensation	\$720,500

Handle Distribution						
Handle Type	Public Pool	Total for Permitholder	Total to State*	%	Total Regular Handle	%
Live	\$1,877,249	\$661,714	\$53,637	-16%	\$2,592,600	-9%
Simulcast	-	-	-	0%	-	0%
Intertrack	-	-	-	0%	-	0%
Intertrack Simulcast	-	-	-	0%	-	0%
	\$1,877,249	\$661,714	\$53,637	-16%	\$2,592,600	-9%

* Add admission tax to calculate total paid to state

% = Total percentage increase or decrease from previous state fiscal year

Florida Gaming Corporation

d/b/a Miami Jai Alai
Jai Alai Fronton - Dade County - Miami, Florida
Meet Period November 1, 2000 to April 30, 2001

Telephone: (305) 633-6400 • **Fax:** (305) 633-4386

Mailing Address
 3500 N.W. 37th Avenue
 Miami, Florida 33142-4997

Street Address
 3500 N.W. 37th Avenue
 Miami, Florida 33142-4997

Racing Results

Performances	221
Racing Days	149
Paid Attendance	55,645
Total Admission Tax	\$0
Players Compensation	\$1,950,747

Handle Distribution						
Handle Type	Public Pool	Total for Permitholder	Total to State*	%	Total Regular Handle	%
Live	\$11,167,872	\$3,797,967	\$117,920	-31%	\$15,083,759	-3%
Simulcast	-	-	-	0%	-	0%
Intertrack	10,093,732	3,527,121	-	-100%	13,620,853	-5%
Intertrack Simulcast	-	-	-	0%	-	0%
	\$21,261,604	\$7,325,088	\$117,920	-58%	\$28,704,612	-4%

* Add admission tax to calculate total paid to state

% = Total percentage increase or decrease from previous state fiscal year

Guest Facility	ITW Broadcasts	ITW/SIM Broadcasts	Handle
Associated Outdoor Clubs, Inc.	221	0	\$ 1,569,327
Bayard Raceways, Inc.	220	0	398,985
Dania Jai Alai	221	0	1,653,250
Daytona Beach Kennel Club, Inc.	216	0	639,092
Florida Jai Alai	221	0	1,559,419
Ft. Pierce Jai Alai	220	0	1,137,271
Investment Corp. of Palm Beach	221	0	1,618,609
Jacksonville Kennel Club, Inc.	146	0	322,921
Ocala Jai Alai	221	0	1,034,058
Orange Park Kennel Club, Inc.	146	0	342,737
St. Petersburg Kennel Club, Inc.	220	0	1,875,900
Sports Palace, Inc.	221	0	800,319
Tampa Bay Downs	220	0	668,965
	<u>2,714</u>	<u>0</u>	<u>\$13,620,853</u>

Florida Gaming Corporation

d/b/a Ocala Jai Alai
Jai Alai Fronton - Marion County - Reddick, Florida
 Meet Period July 1, 2000 to August 26, 2000

Telephone: (352) 591-2345 • **Fax:** (352) 591-3402

Mailing Address

P.O. Box 548
 Orange Lake, Florida 32681

Street Address

4601 N. W. Highway 318
 Reddick, Florida 32686

Racing Results

Performances 65
 Racing Days 41
 Paid Attendance 15,760
 Total Admission Tax \$0
 Players Compensation \$348,682

Handle Distribution						
Handle Type	Public Pool	Total for Permitholder	Total to State*	%	Total Regular Handle	%
Live	\$458,854	\$147,262	\$27,280	-33%	\$633,396	-44%
Simulcast	-	-	-	0%	-	0%
Intertrack	-	-	-	0%	-	0%
Intertrack Simulcast	-	-	-	0%	-	0%
	\$458,854	\$147,262	\$27,280	-33%	\$633,396	-44%

* Add admission tax to calculate total paid to state

% = Total percentage increase or decrease from previous state fiscal year

Summer Jai Alai

Jai Alai Fronton - Dade County - Miami, Florida

Meet Period July 1, 2000 to October 30, 2000
May 2, 2001 to June 30, 2001

Telephone: (305) 633-6400 • Fax: (305) 633-4386

Mailing Address

3500 N.W. 37th Avenue
Miami, Florida 33142-4997

Street Address

3500 N.W. 37th Avenue
Miami, Florida 33142-4997

Racing Results

Performances	224
Racing Days	151
Paid Attendance	55,382
Total Admission Tax	\$0
Players Compensation	\$1,827,606

Handle Distribution						
Handle Type	Public Pool	Total for Permitholder	Total to State*	%	Total Regular Handle	%
Live	\$10,614,722	\$3,603,115	\$119,560	-55%	\$14,337,397	-6%
Simulcast	-	-	-	0%	-	0%
Intertrack	10,263,548	3,585,993	-	-100%	13,849,541	-7%
Intertrack Simulcast	-	-	-	0%	-	0%
	<u>\$20,878,270</u>	<u>\$7,189,108</u>	<u>\$119,560</u>	<u>-78%</u>	<u>\$28,186,938</u>	<u>-6%</u>

* Add admission tax to calculate total paid to state

% = Total percentage increase or decrease from previous state fiscal year

Guest Facility	ITW Broadcasts	ITW/SIM Broadcasts	Handle
Associated Outdoor Clubs, Inc.	222	0	\$ 1,445,678
Bayard Raceways, Inc.	223	0	442,669
Dania Jai Alai	81	0	619,294
Daytona Beach Kennel Club, Inc.	223	0	682,316
Florida Jai Alai	224	0	1,605,658
Ft. Pierce Jai Alai	224	0	1,432,544
Investment Corp. of Palm Beach	224	0	1,641,935
Jacksonville Kennel Club, Inc.	149	0	418,489
Ocala Jai Alai	224	0	1,090,586
Orange Park Kennel Club, Inc.	149	0	276,448
St. Petersburg Kennel Club, Inc.	222	0	1,766,971
Sports Palace, Inc.	224	0	782,908
Summersport Enterprises, Ltd.	143	0	1,008,701
Tampa Bay Downs	223	0	635,344
	<u>2,755</u>	<u>0</u>	<u>\$13,849,541</u>

Summersport Enterprises Ltd.

Jai Alai Fronton - Broward County – Dania Beach, Florida

Meet Period July 1, 2000 to October 28, 2000

Telephone: (954) 927-2841 • Fax: (954) 920-9095

Mailing Address

P.O. Box 96
Dania Beach, Florida 33004-0096

Street Address

301 East Dania Beach Boulevard
Dania Beach, Florida 33004-0096

Racing Results

Performances	132
Racing Days	102
Paid Attendance	62,563
Total Admission Tax	\$0
Players Compensation	\$864,210

Handle Distribution						
Handle Type	Public Pool	Total for Permitholder	Total to State*	%	Total Regular Handle	%
Live	\$5,361,260	\$1,575,266	\$70,080	-4%	\$7,006,606	-13%
Simulcast	398,577	89,551	25,500	40%	513,628	74%
Intertrack	4,316,201	1,325,495	-	0%	5,641,696	7%
Intertrack Simulcast	1,042,889	305,888	-	0%	1,348,777	150%
	<u>\$11,118,927</u>	<u>\$3,296,200</u>	<u>\$95,580</u>	<u>5%</u>	<u>\$14,510,707</u>	<u>3%</u>

* Add admission tax to calculate total paid to state

% = Total percentage increase or decrease from previous state fiscal year

Guest Facility	ITW Broadcasts	ITW/SIM Broadcasts	Handle
Associated Outdoor Clubs, Inc.	48	0	\$ 185,587
Bayard Raceways, Inc.	102	19	103,373
Daytona Beach Kennel Club, Inc.	130	0	274,865
Florida Jai Alai	132	84	1,061,155
Ft. Pierce Jai Alai	31	35	153,065
Investment Corp. of Palm Beach	117	18	638,675
Jacksonville Kennel Club, Inc.	102	19	299,895
Jefferson County Kennel Club, Inc.	97	0	124,466
Ocala Jai Alai	22	36	183,459
Orange Park Kennel Club, Inc.	101	19	175,542
Pompano Park Racing	132	49	1,821,286
St. Petersburg Kennel Club, Inc.	47	17	234,626
Sports Palace, Inc.	132	17	454,927
Summer Jai Alai	132	28	998,705
Tampa Bay Downs	93	0	146,385
Washington County Kennel Club, Inc.	106	0	134,462
	<u>1,524</u>	<u>341</u>	<u>\$6,990,473</u>



HORSE RACING

Thoroughbred Racing

Florida continues to be a premier thoroughbred racing state with 377 performances conducted by 5 permitholders located throughout central and south Florida.

During Fiscal Year 2000/2001, handle wagered at live thoroughbred performances decreased by 19 percent. Intertrack handle wagered on broadcasts of live Florida thoroughbred performances increased by 2 percent. Simulcast and intertrack simulcast handle wagered on broadcasts of performances from outside the state decreased by 7 percent and increased by 10 percent respectively. The net effect on total handle resulted in a 3 percent decrease for the Florida thoroughbred industry.

Total tax to the state during Fiscal Year 2000/2001 declined by 16 percent from the prior year. This large decrease in tax revenue was primarily due to tax reductions enacted into law during the 2000 Legislative Session. The thoroughbred industry accounted for approximately 28 percent of Florida's total revenue from pari-mutuel performances.

Total paid attendance decreased by 20 percent from the prior year. Please note the division only reports paid attendance, and does not include free admissions or complimentary passes in its data.

Total Number of Performances	377	Total Number of Racing Days	377
Total Admission Tax	\$164,382	Total Paid Attendance	680,903

Handle Distribution							
Handle Type	Public Pool	Total for Track	Breeders' Association	Total to State*	%	Total Regular Handle	%
Live	\$143,449,272	\$36,529,478	\$1,751,893	\$1,235,508	-39%	\$182,966,151	-19%
Simulcast	144,614,411	33,767,050	1,730,460	1,088,201	-55%	181,200,122	-7%
Intertrack	82,755,826	21,676,198	1,022,773	1,616,634	-12%	107,071,431	2%
ITW/SIM	233,521,960	52,928,768	2,813,640	5,357,426	12%	294,621,794	10%
	\$604,341,469	\$144,901,494	\$7,318,766	\$9,297,769	-16%	\$765,859,498	-3%

* Add admission tax to calculate total paid to state

% = Total percentage increase or decrease from previous state fiscal year

Purses and Awards**						
Permitholder	Purses	Stakes	Entry and Nomination	Contributions	Total	Owners' Award
Calder Race Course, Inc.	\$18,360,000	\$2,694,000	\$1,516,000	\$570,000	\$23,140,000	\$1,689,000
Gulfstream Park	16,870,569	4,665,050	1,142,094	340,000	23,017,713	0
Hialeah, Inc.	6,692,021	1,872,870	431,279	60,000	9,056,170	476,920
Tampa Bay Downs, Inc.	7,744,010	878,570	182,900	386,673	9,192,153	541,825
Tropical Park, Inc.	7,505,000	1,315,000	263,000	222,000	9,305,000	639,000
	\$57,171,600	\$11,425,490	\$3,535,273	\$1,578,673	\$73,711,036	\$3,346,745

**As reported by thoroughbred permitholders

Calder Race Course, Inc.

Thoroughbred Track - Dade County - Miami, Florida

Meet Period July 1, 2000 to November 3, 2000

May 23, 2001 to June 30, 2001

Telephone: (305) 625-1311 • Fax: (305) 620-2569

Mailing Address

P.O. Box 1808
Miami, Florida 33283-1808

Street Address

21001 N. W. 27th Avenue
Opa Locka, Florida 33056-1499

Racing Results

Performances	118
Racing Days	118
Paid Attendance	168,014
Total Admission Tax	\$38,508
Purses Paid	\$23,140,000

Major Stakes Races

My Dear Girl Division FSS	\$400,000
In Reality Division FSS	\$400,000
Princess Rooney	\$400,000
Carry Back Stakes	\$250,000
Azalea Breeders' Cup Stakes	\$250,000
Smile Sprint	\$200,000
Calder Oaks	\$200,000
Calder Derby	\$200,000
Calder Breeders' Cup	\$150,000
Miami Mile Breeders' Cup	\$150,000

Handle Distribution							
Handle Type	Public Pool	Total for Track	Breeders' Association	Total to State*	%	Total Regular Handle	%
Live	\$35,718,172	\$9,382,739	\$438,253	\$351,252	-50%	\$45,890,416	-2%
Simulcast	63,830,482	14,781,110	762,600	479,268	-54%	79,853,460	4%
Intertrack	25,765,209	6,683,374	318,161	548,570	-47%	33,315,314	-6%
ITW/SIM	113,104,275	25,371,684	1,361,918	2,771,293	12%	142,609,170	10%
	\$238,418,138	\$56,218,907	\$2,880,932	\$4,150,383	-21%	\$301,668,360	4%

* Add admission tax to calculate total paid to state

% = Total percentage increase or decrease from previous state fiscal year

Guest Facility	ITW Broadcasts	ITW/SIM Broadcasts	Handle
Associated Outdoor Clubs, Inc.	117	200	\$ 7,786,008
Bayard Raceways, Inc.	96	169	7,587,604
Bet Miami Greyhound	0	58	947,416
Bonita/Ft. Myers Kennel Club, Inc.	116	199	7,648,713
CCC Racing	115	198	3,134,620
Dania Jai Alai	0	45	906,432
Daytona Beach Kennel Club, Inc.	117	198	3,409,430
Florida Jai Alai	118	202	19,097,758
Ft. Pierce Jai Alai	118	202	4,958,965
Hialeah, Inc.	117	201	16,511,467
Hartman & Tyner, Inc.	0	151	2,418,572
Investment Corp. of Palm Beach	118	202	30,958,777
Jacksonville Kennel Club, Inc.	50	31	804,446
Miami Jai Alai	0	3	17,239
Ocala Breeders'	68	118	5,956,847
Ocala Jai Alai	104	187	4,266,681
Orange Park Kennel Club, Inc.	50	30	515,854
Pompano Park	0	145	1,994,940
Pensacola Kennel Club, Inc.	45	40	904,032
St. Petersburg Kennel Club, Inc.	117	200	14,113,242
Sanford-Orlando Kennel Club, Inc.	78	128	1,484,103
Sarasota Kennel Club, Inc.	95	157	7,645,034
Sports Palace, Inc.	118	202	6,586,508
Summer Jai Alai	0	112	386,581
Summersport Jai Alai	0	115	1,867,880
Tampa Bay Downs, Inc.	117	200	21,043,607
Washington County Kennel Club, Inc.	56	115	1,204,694
West Flagler Kennel Club, Inc.	0	111	1,767,034
	<u>1,930</u>	<u>3,919</u>	<u>\$175,924,484</u>

Gulfstream Park Racing Association, Inc.

Thoroughbred Track - Broward County – Hallandale Beach, Florida

Meet Period January 3, 2001 to March 16, 2001

Telephone: (954) 454-7000 • Fax: (954) 454-7827

Mailing Address

901 South Federal Highway
Hallandale, Florida 330097199

Street Address

901 South Federal Highway
Hallandale, Florida 33009-7199

Racing Results

Performances	58
Racing Days	58
Paid Attendance	256,409
Total Admission Tax	\$63,734
Purses Paid	\$23,017,713

Major Stakes Races

Florida Derby	\$1,000,000
Donn Handicap	\$ 500,000
Pan American Handicap	\$ 250,000
Bonnie Miss	\$ 250,000
Fountain of Youth	\$ 200,000
Gulfstream Park Breeders' Cup Handicap	\$ 200,000
Gulfstream Park Handicap	\$ 200,000
Orchid Handicap	\$ 200,000
Rampart Handicap	\$ 200,000

Handle Distribution							
Handle Type	Public Pool	Total for Track	Breeders' Association	Total to State*	%	Total Regular Handle	%
Live	\$63,135,042	\$14,572,432	\$753,649	\$454,981	-46%	\$78,916,104	-30%
Simulcast	29,542,381	6,841,305	352,924	218,777	-72%	36,955,387	-10%
Intertrack	19,350,917	4,294,958	232,480	465,111	136%	24,343,466	-11%
ITW/SIM	25,933,847	5,704,627	312,637	785,683	18%	32,736,794	9%
	\$137,962,187	\$31,413,322	\$1,651,690	\$1,924,552	-23%	\$172,951,751	-18%

* Add admission tax to calculate total paid to state

% = Total percentage increase or decrease from previous state fiscal year

Guest Facility	ITW Broadcasts	ITW/SIM Broadcasts	Handle
Associated Outdoor Clubs, Inc.	20	0	\$ 187,414
Bayard Raceways, Inc.	58	58	2,775,158
Bonita/Ft. Myers Kennel Club, Inc.	58	58	4,702,067
Dania Jai Alai	0	67	1,401,777
Daytona Beach Kennel Club, Inc.	53	58	1,589,564
Florida Jai Alai	58	57	4,784,013
Ft. Pierce Jai Alai	58	66	2,689,506
Hartman & Tyner, Inc.	0	67	1,737,495
Investment Corp. of Palm Beach	58	68	18,922,667
Jacksonville Kennel Club, Inc.	28	0	459,961
Miami Jai Alai	0	59	319,123
Ocala Breeders'	58	58	4,642,558
Ocala Jai Alai	58	58	997,830
Orange Park Kennel Club, Inc.	28	0	466,517
Pensacola Kennel Club, Inc.	17	0	483,528
Pompano Park	0	58	940,570
St. Petersburg Kennel Club, Inc.	20	0	416,341
Sanford/Orlando Kennel Club, Inc.	58	68	2,573,977
Sarasota Kennel Club, Inc.	49	0	1,576,526
Sports Palace, Inc.	58	50	2,673,122
Tampa Bay Downs	20	0	846,800
Washington County Kennel Club, Inc.	27	18	515,736
West Flagler Kennel Club, Inc.	0	68	1,378,010
	784	936	\$57,080,260

Hialeah Racing Association, LLC

Thoroughbred Track - Dade County - Hialeah, Florida

Meet Period March 17, 2001 to May 22, 2001

Telephone: (305) 885-8000 • Fax: (305) 887-8006

Mailing Address

P.O. Box 158
Hialeah, Florida 33011

Street Address

105 East 21st Street
Hialeah, Florida 33010

Racing Results

Performances	61
Racing Days	61
Paid Attendance	96,126
Total Admission Tax	\$24,032
Purses Paid	\$12,032,239

Major Stakes Races

Flamingo Stakes	\$250,000
Black Helen Handicap	\$200,000
Hialeah Turf Club Handicap	\$200,000
Widener Handicap	\$200,000
The Everglades Stakes	\$100,000
Poinciana Breeders' Cup Handicap	\$100,000
Hialeah Breeders' Cup Handicap	\$100,000
Bougainvillea Handicap	\$100,000

Handle Distribution							
Handle Type	Public Pool	Total for Track	Breeders' Association	Total to State*	%	Total Regular Handle	%
Live	\$12,739,950	\$3,722,880	\$159,590	\$88,622	-3%	\$16,711,042	-23%
Simulcast	16,698,089	3,960,377	199,917	75,368	-27%	20,933,751	-40%
Intertrack	12,535,554	3,848,065	158,292	33,150	43%	16,575,061	43%
ITW/SIM	31,925,138	7,681,889	382,667	80,140	16%	40,069,834	16%
	\$73,898,731	\$19,213,211	\$900,466	\$277,280	-3%	\$94,289,688	-8%

* Add admission tax to calculate total paid to state

% = Total percentage increase or decrease from previous state fiscal year

Guest Facility	ITW Broadcasts	ITW/SIM Broadcasts	Handle
Associated Outdoor Clubs, Inc.	61	28	\$ 1,146,546
Bayard Raceways, Inc.	56	48	1,348,708
Bet Miami Greyhounds	0	22	794,348
Bonita/Ft. Myers Kennel Club, Inc.	60	54	2,342,723
CCC Racing	18	32	579,515
Dania Jai Alai	0	66	1,590,966
Daytona Beach Kennel Club, Inc.	61	96	1,777,456
Florida Jai Alai	61	102	5,670,286
Ft. Pierce Jai Alai	60	54	1,198,352
Hartman & Tyner, Inc.	0	45	1,347,053
Investment Corp. of Palm Beach	61	108	19,931,705
Jacksonville Kennel Club, Inc.	28	14	396,961
Miami Jai Alai	0	32	133,649
Ocala Breeders'	57	95	4,503,975
Ocala Jai Alai	57	96	1,155,115
Orange Park Kennel Club, Inc.	28	14	455,537
Pensacola Kennel Club, Inc.	19	6	486,805
Pompano Park	0	46	1,120,503
St. Petersburg Kennel Club, Inc.	61	31	2,192,025
Sanford/Orlando Kennel Club, Inc.	42	24	416,335
Sarasota Kennel Club, Inc.	51	28	1,460,851
Sports Palace, Inc.	61	55	1,549,004
Summer Jai Alai	0	15	75,704
Tampa Bay Downs	60	32	3,297,656
Washington County Kennel Club, Inc.	28	37	572,204
West Flagler Kennel Club, Inc.	0	68	1,100,913
	<u>930</u>	<u>1,248</u>	<u>\$56,644,895</u>

Tampa Bay Downs, Inc.

Thoroughbred Track - Hillsborough County - Tampa, Florida

Meet Period December 16, 2000 to May 6, 2001

Telephone: (813) 855-4401 • Fax: (813) 854-3539

Mailing Address

P.O. Box 2007
Oldsmar, Florida 34677-7007

Street Address

11225 Race Track Road
Tampa, Florida 33626

Racing Results

Performances	93
Racing Days	93
Paid Attendance	81,430
Total Admission Tax	\$20,358
Purses Paid	\$9,192,153

Major Stakes Races

Tampa Bay Derby	\$200,000
Florida Oaks GR III	\$150,000
Tampa Bay Breeders' Cup	\$ 85,000
Endeavour (T)	\$ 75,000
Hillsborough (T)	\$ 75,000
Inaugural	\$ 50,000
Pelican	\$ 50,000
Gasparilla	\$ 50,000
Super Stakes	\$ 50,000
Sandpiper	\$ 50,000
Wayward Lass	\$ 50,000
Sam F. Davis	\$ 50,000

Handle Distribution

Handle Type	Public Pool	Total for Track	Breeders' Association	Total to State*	%	Total Regular Handle	%
Live	\$17,205,416	\$4,994,426	\$220,559	\$196,595	-10%	\$22,616,996	-7%
Simulcast	14,387,264	3,450,574	173,550	161,364	-3%	18,172,752	-6%
Intertrack	14,412,308	4,101,824	182,048	341,238	-34%	19,037,418	22%
ITW SIM	30,035,301	6,790,263	363,893	914,495	-2%	38,103,952	-2%
	\$76,040,289	\$19,337,087	\$940,050	\$1,613,692	-12%	\$97,931,118	0%

* Add admission tax to calculate total paid to state

% = Total percentage increase or decrease from previous state fiscal year

Guest Facility	ITW Broadcasts	ITW/SIM Broadcasts	Handle
Associated Outdoor Clubs, Inc.	93	140	\$ 6,534,871
Bayard Raceways, Inc.	73	120	4,109,905
Bonita/Ft. Myers Kennel Club, Inc.	92	123	4,664,260
CCC Racing	3	4	227,567
Dania Jai Alai	4	0	39,257
Daytona Beach Kennel Club, Inc.	88	0	842,821
Florida Jai Alai	93	141	7,433,596
Ft. Pierce Jai Alai	93	78	2,100,734
Gulfstream Park	16	0	1,091,561
Hialeah, Inc.	30	0	1,271,323
Hartman & Tyner, Inc.	4	0	123,989
Investment Corp. of Palm Beach	93	0	2,496,554
Jacksonville Kennel Club, Inc.	39	1	336,176
Miami Jai Alai	3	0	5,942
Ocala Breeders'	77	2	1,217,327
Ocala Jai Alai	74	2	271,844
Orange Park Kennel Club, Inc.	39	1	364,370
Pompano Park	34	1	807,270
St. Petersburg Kennel Club, Inc.	93	140	12,172,874
Sanford/Orlando Kennel Club, Inc.	90	55	1,715,183
Sarasota Kennel Club, Inc.	74	118	5,996,076
Sports Palace, Inc.	93	134	3,111,699
Washington County Kennel Club, Inc.	37	0	181,153
West Flagler Kennel Club, Inc.	4	0	25,018
	<u>1,339</u>	<u>1060</u>	<u>\$57,141,370</u>

Tropical Park, Inc.

Thoroughbred Track - Dade County - Miami, Florida

Meet Period November 4, 2000 to January 2, 2001

Telephone: (305) 625-1311 • Fax: (305) 620-2569

Mailing Address

P.O. Box 1808
Miami, Florida 33283-1808

Street Address

21001 N. W. 27th Avenue
Opa Locka, Florida 33056

Racing Results

Performances	47
Racing Days	47
Paid Attendance	78,924
Total Admission Tax	\$17,750
Purses Paid	\$9,305,000

Major Stakes Races

W. L. Knight Handicap (GRII)	\$150,000
La Prevoyante Handicap (GRII)	\$150,000
Tropical Turf Handicap (GRIII)	\$100,000
Tropical Park Derby (GRIII)	\$100,000
What a Pleasure Stakes (GRIII)	\$100,000
Fred W. Hooper Handicap (GRIII)	\$100,000
My Charmer Handicap (GRIII)	\$100,000
Chaposa Springs Handicap (GRIII)	\$100,000

Handle Distribution							
Handle Type	Public Pool	Total for Track	Breeders' Association	Total to State*	%	Total Regular Handle	%
Live	\$14,650,692	\$3,857,001	\$179,842	\$144,058	-10%	\$18,831,593	-4%
Simulcast	20,156,195	4,733,684	241,469	153,424	-49%	25,284,772	15%
Intertrack	10,691,838	2,747,977	131,792	228,565	-45%	13,800,172	-4%
ITW SIM	32,523,399	7,380,305	392,525	805,815	22%	41,102,044	17%
	\$78,022,124	\$18,718,967	\$945,628	\$1,331,862	-13%	\$99,018,581	9%

* Add admission tax to calculate total paid to state

% = Total percentage increase or decrease from previous state fiscal year

Guest Facility	ITW Broadcasts	ITW/SIM Broadcasts	Handle
Associated Outdoor Clubs, Inc.	39	49	\$ 1,923,287
Bayard Raceways, Inc.	45	56	2,359,719
Bet Miami Greyhounds	0	27	410,399
Bonita/Ft. Myers Kennel Club, Inc.	44	63	2,832,140
Dania Jai Alai	0	52	771,784
Daytona Beach Kennel Club, Inc.	47	60	1,281,107
Florida Jai Alai	47	64	5,089,329
Ft. Pierce Jai Alai	46	58	1,531,230
Hartman & Tyner, Inc.	0	25	300,438
Hialeah, Inc.	47	65	5,319,433
Investment Corp. of Palm Beach	47	65	11,555,892
Jacksonville Kennel Club, Inc.	23	11	314,076
Miami Jai Alai	0	36	146,201
Ocala Breeders'	44	55	3,213,579
Ocala Jai Alai	44	55	688,450
Orange Park Kennel Club, Inc.	23	11	302,317
Pensacola Kennel Club, Inc.	12	11	269,285
Pompano Park	0	38	414,036
St. Petersburg Kennel Club, Inc.	38	49	3,748,619
Sanford/Orlando Kennel Club, Inc.	46	64	1,721,646
Sarasota Kennel Club, Inc.	37	34	2,154,541
Sports Palace, Inc.	47	61	1,974,792
Tampa Bay Downs, Inc.	39	49	5,683,837
Washington County Kennel Club, Inc.	17	27	235,317
West Flagler Kennel Club, Inc.	0	52	660,762
	<u>732</u>	<u>1,137</u>	<u>\$54,902,216</u>



HORSE RACING

Harness Racing

Pompano Park is the only permitholder currently conducting harness horse racing performances in the State of Florida.

During Fiscal Year 2000/2001, handle wagered at live harness performances decreased by 8 percent. Intertrack handle wagered on broadcasts of live Florida harness performances decreased by 18 percent. Simulcast and intertrack-simulcast handle wagered on broadcasts of performances from outside the state increased by 6 percent and decreased by 1 percent, respectively. The net effect on total handle resulted in a 2 percent decrease for the Florida harness industry.

Total tax to the state during Fiscal Year 2000/2001 decreased by 33 percent from the prior year. This large decrease in tax revenue was primarily due to tax reductions enacted into law during the 2000 Legislative Session. The harness industry accounted for approximately 5 percent of Florida's total revenue from pari-mutuel performances.

Total paid attendance decreased by 39 percent from the prior year. Please note the division only reports paid attendance and does not include free admissions or complimentary passes in its data.

Total Number of Performances	145	Total Number of Racing Days	145
Total Admission Tax	\$2,477	Total Paid Attendance	9,908

Handle Distribution							
Handle Type	Public Pool	Total for Track	Breeders' Association	Total to State*	%	Total Regular Handle	%
Live	\$13,901,995	\$4,416,187	\$91,329	\$270,802	-31%	\$18,680,313	-8%
Simulcast	29,696,573	8,003,758	0	368,345	-31%	38,068,676	6%
Intertrack	6,211,870	1,804,543	83,603	260,280	-22%	8,360,296	-18%
ITW/SIM	30,207,900	7,664,980	388,309	569,691	-39%	38,830,880	-1%
	\$80,018,338	\$21,889,468	\$563,241	\$1,469,118	-33%	\$103,940,165	-2%

* Add admission tax to calculate total paid to state

% = Total percentage increase or decrease from previous state fiscal year

Purses and Awards**						
Permitholder	Purses	Stakes	Entry and Nomination	Contributions	Total	Owners' Award
Pompano Park Racing	\$8,301,010	\$714,000	\$67,975	\$490,747	\$9,573,732	0

** As reported by harness permitholder

PPI, Inc.

d/b/a Pompano Park Racing Harness Track - Broward County - Pompano Beach, Florida

Meet Period July 1, 2000 to June 30, 2001

Telephone: (954) 972-2000 • Fax: (954) 970-0882

Mailing Address

1800 S. W. Third Street
Pompano Beach, Florida 33069-3106

Street Address

1800 S. W. Third Street
Pompano Beach, Florida 33069-3106

Racing Results

Performances 145
Racing Days 145
Paid Attendance 9,908
Total Admission Tax \$2,477
Purses Paid \$9,573,732

Major Stakes Races

Isle of Capri Pace \$250,000

Handle Distribution							
Handle Type	Public Pool	Total for Track	Breeders' Association	Total to State*	%	Total Regular Handle	%
Live	\$13,901,995	\$4,416,187	\$91,329	\$270,802	-31%	\$18,680,313	-8%
Simulcast	29,696,573	8,003,758	0	368,345	-31%	38,068,676	6%
Intertrack	6,211,870	1,804,543	83,603	260,280	-22%	8,360,296	-18%
ITW SIM	30,207,900	7,664,980	388,309	569,691	-39%	38,830,880	-1%
	<u>\$80,018,338</u>	<u>\$21,889,468</u>	<u>\$563,241</u>	<u>\$1,469,118</u>	<u>-33%</u>	<u>\$103,940,165</u>	<u>-2%</u>

* Add admission tax to calculate total paid to state

% = Total percentage increase or decrease from previous state fiscal year

Guest Facility	ITW Broadcasts	ITW/SIM Broadcasts	Handle
Associated Outdoor Clubs, Inc.	86	161	\$ 1,128,190
Bayard Raceways, Inc.	145	359	2,727,577
Bet-Miami Greyhounds	37	128	1,769,146
Bonita/Ft. Myers Kennel Club	144	114	1,606,504
Dania Jai Alai	120	236	4,618,986
Daytona Beach Kennel Club	143	305	1,935,681
Florida Jai Alai	144	350	6,754,779
Ft. Pierce Jai Alai	143	233	908,953
Investment Corp. of Palm Beach	144	279	5,263,262
Investment Corp. of South Florida	114	367	5,056,582
Miami Jai Alai	73	165	804,358
Ocala Breeders' Sales	64	88	484,435
Ocala Jai Alai	144	130	628,487
St. Petersburg Kennel Club	87	153	1,400,551
Sanford/Orlando Kennel Club	102	168	860,883
Sarasota Kennel Club	144	180	1,355,178
Seminole Racing, Inc.	51	125	503,953
Sports Palace, Inc.	144	218	852,172
Summer Jai Alai	52	206	597,259
Summersport Enterprises, Ltd.	25	193	1,698,326
Tampa Bay Downs, Inc.	86	162	2,553,884
West Flagler Kennel Club	139	356	3,682,030
	<u>2,331</u>	<u>4,676</u>	<u>\$47,191,176</u>



HORSE RACING

Quarter Horse Racing

No quarter horse racing was conducted in Florida during Fiscal Year 2000/2001

Promotional Programs For Florida Bred Horses

Florida breeder promotions and award programs are administered by private breeders' and owners' associations organized to promote ownership and breeding of race horses in the State of Florida. Each association conducts its own campaign to enhance the horse breeding industry in the state and provides breeders' and owners' awards of up to 20 percent of announced gross purses. The Florida Standardbred Breeders' and Owners' Association (FSBOA) is funded by the breaks and uncashed tickets from live performances and 1 percent of the intertrack handle. The Quarter Horse Breeders' Association is funded by the breaks and the uncashed tickets from live races and 1 percent of the live and intertrack handle. The Thoroughbred Breeders' Association awards program is funded by 0.955 percent of the live, simulcast and intertrack handle, as well as 3.475 percent of the gross revenue from out-of-state wagers on Florida races. The collections for the associations are noted in the Collections for Promotional Trust Funds and Breeders' Associations Schedule.

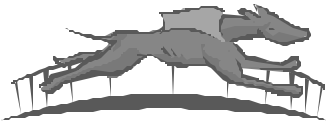
The Florida thoroughbred breeding industry has produced 41 national champions, including "Skip Away," the 1998 North American Horse of the Year, and "Affirmed," the last horse to have won the Triple Crown. The industry can boast of 69 Florida-bred millionaires, 12 classic winners (Kentucky Derby, Preakness Stakes and Belmont Stakes), and 18 Breeders' Cup Day champions.

The Florida-Bred Stakes Program is funded by the Florida Thoroughbred Breeders' and Owners' Association's Promotional Trust Fund which is implemented at Florida thoroughbred racetracks. The owners of Florida-Breds earned an additional \$1,376,550 through the Florida-Bred Stakes Program, for the year ending June 30, 2001. In addition, Florida-Breds won 362 stakes races, including 80 graded stakes, and earned more than \$32.6 million in stakes purses. Florida-Breds banked in excess of \$175 million in total North American purse money. In total, the Florida Thoroughbred Breeders' and Owners' Association paid out \$5,633,276 in Breeders' Awards and \$874,454 in Stallion Owners' Awards for the year ending June 30, 2001.

The Florida Standardbred Breeders' and Owners' Association is a non-profit organization. Promotional activities included providing breeder and stallion awards for eligible Florida-bred horses during Pompano Park's 2000/2001 meet as well as awards for Florida Breeders' Stakes races. Also, a series of races and awards were provided for two and three-year-old standardbreds to prepare for the winter meet at Pompano Park. The total amount of funds collected to be distributed by the FSBOA to the Florida standardbred horsemen throughout the year was approximately \$884,231.

Pompano Harness Track, the only pari-mutuel harness track in the state, offers top quality harness racing year round. There are seven training centers for standardbreds located from Gainesville to Delray Beach where more than 2,500 horses spend their winters. Florida-bred standardbred horses, including Breeder's Crown winner and Multiple Worlds' champion "Red Bow Tie," have gained notable recognition throughout North America.

Note: Promotional program information has been provided by respective Breeders' and Owners' Associations.



Summary

Pari-Mutuel Industry

During Fiscal Year 2000/2001, the Florida pari-mutuel industry realized a decrease in total handle wagered for the first time in three consecutive state fiscal years. This year total handle reached \$1.6 billion wagered resulting in a 3.3 percent decrease from the prior fiscal year. The decrease in total handle for the pari-mutuel industry occurred in spite of an increase of nearly 4 percent in the total intertrack wagering handle. Total pari-mutuel performances conducted during Fiscal Year 2000/2001 decreased by approximately 1.5 percent over the previous year.

Consequently, total revenue paid to the state declined for the twelfth straight year. The state realized revenue from regular performances of approximately \$32.8 million, which reflects a 41 percent decline from the prior fiscal year. The large decrease was due to the tax reductions enacted into law during the 2000 Legislative Session. Of the \$32.8 million collected, greyhound permitholders accounted for 65 percent, thoroughbreds 28 percent, harness 4 percent, and jai alai 3 percent. All pari-mutuel industries provided lower revenue to the state from regular performances than in the previous fiscal year.

Total paid attendance decreased by over 11 percent from the prior year. Please note, the division only reports paid attendance and does not include free admission or complimentary passes in its data.

Total Number of Performances	6,042	Total Number of Racing/Playing Days	4,475
Total Admission Tax	\$293,155	Total Paid Attendance	3,040,755

Handle Distribution							
Industry	Public Pool	Total for Track	Breeders' Association	Total to State*	%	Total Regular Handle	%
Greyhound	\$464,696,427	\$124,826,611	\$0	\$21,192,101	-47%	\$610,715,139	-4%
Jai Alai	91,704,332	29,227,846	0	853,097	-57%	121,785,275	-2%
Thoroughbred	604,341,469	144,901,494	7,318,766	9,297,769	-16%	765,859,498	-3%
Harness	80,018,338	21,889,468	563,241	1,469,118	-33%	103,940,165	-2%
	\$1,240,760,566	\$320,845,419	\$7,882,007	\$32,812,085	-41%	\$1,602,300,077	-3%

* Add admission tax to calculate total paid to state

% = Total percentage increase or decrease from previous state fiscal year

SPECIAL EVENTS AND PROGRAMS



Greyhound Night of Stars VI and VII

October 7, 2000 and May 12, 2001

The Greyhound Night of Stars is a national event sponsored by the American Greyhound Track Operators Association (AGTOA). During this one night event, live races are broadcast from selective greyhound facilities nationwide.

The Night of Stars VI, held on October 7, 2000, consisted of a total of sixteen races. Four of the sixteen races originated from Florida permitholders: Bayard Raceways at Orange Park Kennel Club; Palm Beach Kennel Club; Flagler Greyhound Track; and Tampa Greyhound Track.

The Night of Stars VII, held on May 12, 2001, consisted of a total of sixteen races. Three of the sixteen races originated from Florida permitholders: Jacksonville Kennel Club at Orange Park Kennel Club; Palm Beach Kennel Club; and St. Petersburg Kennel Club.

Handle Distribution					
Date	Handle Type	Public Pool	Total for Permitholder	Total to State*	Total Handle
October 7, 2000	Simulcast	\$21,688	\$4,734	\$2,067	\$28,489
	ITW Simulcast	222,684	55,703	13,918	292,305
May 12, 2001	Simulcast	30,930	6,745	2,722	40,397
	ITW Simulcast	224,333	53,062	14,228	291,623
		\$499,635	\$120,244	\$32,935	\$652,814

* Add admission tax to calculate total paid to state

Guest Facility	October 7, 2000		May 12, 2001	
		Handle		Handle
Associated Outdoor Clubs, Inc.	\$	24,609	\$	11,039
Bayard Raceways		10,931		4,082
Bet Miami Greyhounds		13,235		18,060
Bonita-Ft. Myers Greyhound Track		8,742		6,522
CCC Racing		33,629		21,002
Daytona Beach Kennel Club		18,698		20,341
Ft. Pierce Jai Alai		2,407		0
Hartman & Tyner, Inc.		21,794		0
Investment Corp. of Palm Beach		29,079		39,764
Jacksonville Kennel Club		14,542		15,918
Jefferson County Kennel Club, Inc.		5,050		7,785
Pensacola Greyhound Track		35,354		29,056
St. Petersburg Kennel Club		20,529		56,012
Sarasota Kennel Club		22,041		24,760
Sports Palace, Inc.		6,492		9,094
Tampa Bay Downs, Inc.		8,815		6,468
Washington County Kennel Club		16,358		9,946
West Flagler Kennel Club		0		11,774
	\$	<u>292,305</u>	\$	<u>291,623</u>



Tournament of Champions

March 3, 2001 @ Fort Pierce Jai Alai
 March 10, 2001 @ Dania Jai Alai
 March 17, 2001 @ Florida Jai Alai
 March 24, 2001 @ Miami Jai Alai

The Jai Alai Tournament of Champions is hosted by Florida jai alai permitholders, which are selected by the National Association of Jai Alai Frontons, Inc. The meet consists of three qualifying performances and a final performance, each conducted on different days. The Florida permitholders selected to host the Tournament of Champions Meet held during Fiscal Year 2000/2001 were Fort Pierce Jai Alai, Florida Jai Alai, Miami Jai Alai, and Dania Jai Alai. Each year participating permitholders of the Tournament of Champions may receive a combined total of \$300,000 in tax credits which are used to fund players' awards and to pay for extraordinary expenses for this event.

Handle Distribution					
Date	Handle Type	Public Pool	Total for Permitholder	Total to State*	Total Handle
March 3, 2001	Live	\$54,435	\$20,275	\$520	\$75,230
March 10, 2001	Live	136,116	41,182	560	177,858
	Intertrack	41,791	12,894	0	54,685
March 17, 2001	Live	74,951	22,352	560	97,863
March 24, 2001	Live	112,037	38,658	560	151,255
	Intertrack	52,225	18,248	0	70,473
		\$471,555	\$153,609	\$2,200	\$627,364

* Add admission tax to calculate total paid to state

Guest Facility	March 10, 2001 @ Dania Jai Alai	March 24, 2001 @ Miami Jai Alai
	Handle	Handle
Associated Outdoor Clubs, Inc.	\$ 0	\$ 7,549
Bayard Raceways	808	593
Dania Jai Alai	0	11,755
Daytona Beach Kennel Club	1,875	2,038
Florida Jai Alai	7,470	9,302
Ft. Pierce Jai Alai	0	7,618
Investment Corp. of Palm Beach	5,345	5,036
Jacksonville Kennel Club	1,301	2,073
Jefferson County Kennel Club, Inc.	1,955	0
Miami Jai Alai	9,868	0
Ocala Jai Alai	0	5,923
Orange Park Kennel Club	1,233	1,823
Pompano Park	16,511	0
St. Petersburg Kennel Club	0	11,742
Sports Palace, Inc.	4,444	4,213
Tampa Bay Downs, Inc.	1,323	808
Washington County Kennel Club	2,552	0
	\$ 54,685	\$ 70,473

GREYHOUND RACING ADOPTION PROGRAMS

Nearly all of Florida's greyhound tracks are actively involved in sponsoring greyhound adoption programs. Many of the state's greyhound tracks provide for on-site adoption booths, animal welfare, funding, advertising, and public information. Greyhound permitholders are entitled to receive credits applicable against taxes in an amount equal to the escheated tickets remitted to the state in the prior fiscal year. Each permitholder is required to pay an amount equal to 10 percent of the amount of credit received to any bona fide organization that promotes or encourages greyhound adoptions. During Fiscal Year 2000/01, the total minimum statutory contributions provided to greyhound adoption units amounted to \$267,066. The total amount of contributions and expenses paid by greyhound permitholders for adoption programs exceed this amount.

Each permitholder below provided the division with a summary regarding its respective greyhound adoption efforts.

Daytona Beach Kennel Club

The Greyhound Pets of America administer Daytona's greyhound adoption program. Two kennel buildings and a staffed adoption center is provided. Currently, adoptions are numbering approximately 476 per year. The track also sponsors many special events during the year such as the "Greyhound Owner's Reunion," and the monthly "Adopt a Greyhound Parade."

Palm Beach Kennel Club, Inc.

The Palm Beach Kennel Club, Inc. supports two adoption groups, Greyhound Pets of America (Florida Southeast Chapter) and Greyhound Adoption League S/F, Inc. Both groups receive retired racers from local kennels, promote adoption, and raise funds for food, medicine, and equipment to care for the greyhounds until adoption. Besides financial assistance, the track assists both groups with promotion, press releases, media, and appreciation events for the encouragement of greyhound adoption.

Hollywood Greyhound Track and Bet Miami Greyhounds @ Hollywood Flagler Greyhound Track and Bet Miami Greyhounds @ West Flagler

Holly Dogs, Inc., an independent source, manages the greyhound adoption programs at Hollywood Greyhound Track and Flagler Greyhound Track. Silvana & Sergio Ricci are the operators of the adoption program. Hollywood provides an on-track office for Holly Dogs, Inc., in order to assist with the showcase of dogs available for adoption. Advertising and promotional efforts such as the "Walk on the Beach" and the "Annual Greyhound Adoption Picnic" are provided by the tracks for promotion of greyhound adoption.

Jefferson County Kennel Club, Inc.

The track does not maintain an active marketing effort for placing retired racing greyhounds. People in the North Florida and South Georgia area may apply for greyhound adoption. The track interviews applicants regarding a greyhound's training and basic needs.

Jacksonville Racing Circuit

Greyhounds as Pets of Northeast Florida (GAP) is a non profit corporation supported by Jacksonville Kennel Club, Inc., Orange Park Kennel Club, St. Johns Greyhound Park and the racing kennels at the tracks. In 2000, GAP found homes for 191 retired greyhound racers. GAP provides boarding for greyhounds adopted through the program. The GAP organizes special events such as picnics, community walks, and golf tournaments in an effort to raise funds for the support of greyhound adoption.

Naples – Ft. Myers Greyhound Track

Naples – Ft. Myers Greyhound Track participates in similar program promotional efforts as is offered by the Hollywood and Flagler Greyhound Tracks. Additionally, the track has assisted Holly Dogs with the purchase of a farm in the Bonita Springs area for retired greyhound racers. The track provides a limited sponsorship each year in the amount of \$1,200 to assist with individual adoption efforts.

St. Petersburg Kennel Club, Inc.

The St. Petersburg Kennel Club, Inc. provides an on-track office during the racing season to assist the Greyhound Pets of America generate greyhound adoptions. St. Petersburg Kennel Club donated \$25,000 to Greyhound Pets of America.

Pensacola Greyhound Track

Pensacola's greyhound adoption program supports Escarosa Greyhound Adoptions. This approach is a voluntary effort where available greyhounds are housed in a home or kennel until permanent placement for the dogs can be arranged. During Fiscal Year 2000/01, Escarosa placed 97 greyhounds. The track promotes adoptions in its racing programs, newspaper advertising, and the company's website.

Sports Palace Inc. (Melbourne Greyhound Park)

Greyhound Pets of America, Central Florida Chapter, has administered the adoption program at Sports Palace, Inc., since 1996. The total number of adoptions during calendar year 2000 and for the first eight months of 2001, was nearly 1000, which includes local adoptions and dogs transferred to other adoption agencies in non-racing states.

Sanford-Orlando Kennel Club & CCC Racing

The track supports the Greyhound Pets of America adoption program, furnishing on-site kennel space and paying the cost of electricity for the organization. Each kennel that provides a retired greyhound pays \$25 to Greyhound Pets of America. In October 2000, the track provided its facilities at no charge, for purposes of hosting a fundraiser entitled "Canine Howl-O-Ween," which benefits the adoption program.

Sarasota Kennel Club, Inc.

The track operates its own greyhound adoption program. For the period August 2000 through September 2001, 75 greyhounds have been adopted. The retired greyhounds are walked at each Friday and Saturday matinee performance to meet the public. The track pays for medical expenses, shots, boarding, crates for shipping, and fees of an employee who operates the program.

In addition, the track made a donation to the Racing Dog Rescue Project in Sarasota, Florida.

Washington County Kennel Club, Inc.

Ebro Greyhounds as Pets is an on-site adoption program. The track promotes greyhound adoptions through racing programs and brochures distributed to local motels, and tourist information centers throughout the area. Ebro adopts an average of 25 to 50 greyhounds per year, and maintains the animals until a suitable home is found. The track charges a nominal adoption fee of \$125 for a neutered male, and \$150 for a spayed female.

FINANCIAL STATEMENTS

DEPARTMENT OF BUSINESS AND PROFESSIONAL REGULATION
DIVISION OF PARI-MUTUEL WAGERING
 Combined Balance Sheet - All Fund Types and Account Groups
 For the Fiscal Year Ended June 30, 2001
 (Comparative Totals for June 30, 2000)

	Governmental Fund Type	Fiduciary Fund Type	Account Group	Totals (Memorandum Only)	
				2001 Actual	2000 Actual
ASSETS					
Cash	\$ 66,555.00	\$ -	\$ -	\$ 66,555.00	\$ 216,828.23
Cash with State Treasurer	1,708,683.94	-	-	1,708,683.94	773,885.99
Investments at Cost	7,298,156.03	-	-	7,298,156.03	5,950,877.83
Accounts Receivable	3,106.56	-	-	3,106.56	7,232.28
Allowance for Uncollectables	(426.80)	-	-	(426.80)	(842.92)
Interest Receivable	51,446.67	-	-	51,446.67	28,874.76
Revenue Receivable	877,424.62	71,607.96	-	949,032.58	1,317,236.27
Due from other Funds	238,038.44	-	-	238,038.44	72,132.89
Due from other Departments	-	-	-	-	608.23
Automobiles	-	-	146,511.00	146,511.00	145,360.00
Furniture & Equipment	-	-	665,063.00	665,063.00	832,106.42
Lab Equipment	-	-	1,203.00	1,203.00	1,203.00
Amount to be Provided	-	-	400,508.90	400,508.90	381,224.65
TOTAL ASSETS	\$ 10,242,984.46	\$ 71,607.96	\$ 1,213,285.90	\$ 11,527,878.32	\$ 9,726,727.63
LIABILITIES & FUND EQUITY					
Liabilities:					
Accounts Payable	\$ 57,085.57	\$ -	\$ -	\$ 57,085.57	\$ 163,801.53
Accrued Salaries	174,225.12	-	-	174,225.12	190,323.37
Due to other State Agencies	157,244.79	59,145.25	-	216,390.04	81,562.41
Due to General Revenue	878,000.70	12,462.71	-	890,463.41	1,499,095.62
Liability for Compensated Absences	-	-	400,508.90	400,508.90	381,224.65
TOTAL LIABILITIES	\$ 1,266,556.18	\$ 71,607.96	\$ 400,508.90	\$ 1,738,673.04	\$ 2,316,007.58
Fund Equity:					
Investments in General Fixed Assests	\$ -	\$ -	\$ 812,777.00	\$ 812,777.00	\$ 978,669.42
Reserved for Encumbrances	-	-	-	-	-
Unreserved	8,976,428.28	-	-	8,976,428.28	6,432,050.63
TOTAL FUND EQUITY	\$ 8,976,428.28	\$ -	\$ 812,777.00	\$ 9,789,205.28	\$ 7,410,720.05
TOTAL LIABILITIES & FUND EQUITY	\$ 10,242,984.46	\$ 71,607.96	\$ 1,213,285.90	\$ 11,527,878.32	\$ 9,726,727.63

DEPARTMENT OF BUSINESS AND PROFESSIONAL REGULATION
DIVISION OF PARI-MUTUEL WAGERING
 Combined Statement of Revenues, Expenditures & Changes in Fund Balance
 Special Revenue Fund
 For Fiscal Year Ended June 30, 2001
 (Comparative Totals for June 30, 2000)

	<u>Pari-Mutuel Wagering Trust Fund</u>	
	<u>2001</u>	<u>2000</u>
	Actual	Actual
REVENUES		
Fees	\$ 4,844,452.79	\$ 7,304,875.50
Licenses	639,303.34	714,446.16
Taxes	29,448,638.36	9,327,936.30
Fines	31,515.44	37,769.87
Interest	544,850.11	170,627.90
Refunds	5,887.88	7,607.17
Miscellaneous	42,419.30	486.13
Other Departmental Deposits	-	15,000.00
TOTAL REVENUES	<u>\$ 35,557,067.22</u>	<u>\$ 17,578,749.03</u>
EXPENDITURES		
Current:		
Regulation of Pari-Mutuel Industries	\$ 10,333,539.35	\$ 40,719,116.14
Capital Outlay:		
Operating Capital Outlay	18,546.76	30,608.87
Acquisition of Motor Vehicles	24,200.00	26,977.00
TOTAL EXPENDITURES	<u>\$ 10,376,286.11</u>	<u>\$ 40,776,702.01</u>
EXCESS (DEFICIENCY) OF REVENUES OVER EXPENDITURES	<u>\$ 25,180,781.11</u>	<u>\$ (23,197,952.98)</u>
OTHER FINANCING SOURCES (USES)		
Transfers in from other Funds	\$ 265,864.38	\$ 29,531,448.55
Service Charge to General Revenue	(2,512,979.26)	(1,296,980.78)
Transfers to other Funds	(4,090,553.00)	(1,273,845.00)
Transfers to other Departments	-	(13,700.47)
Transfers to General Revenue	(16,300,000.00)	(2,466,458.00)
TOTAL OTHER FINANCING SOURCES (USES)	<u>\$ (22,637,667.88)</u>	<u>\$ 24,480,464.30</u>
EXCESS (DEFICIENCY) OF REVENUES & OTHER FINANCING SOURCES OVER EXPENDITURES & OTHER FINANCING USES	<u>\$ 2,543,113.23</u>	<u>\$ 1,282,511.32</u>
FUND BALANCE JULY 1, 2000	\$ 6,432,050.63	\$ 5,154,654.86
Adjustment to fund balance	1,264.42	(5,115.55)
FUND BALANCE JUNE 30, 2001	<u>\$ 8,976,428.28</u>	<u>\$ 6,432,050.63</u>

Department of Business and Professional Regulation
Division of Pari-Mutuel Wagering
Notes to Financial Statements
June 30, 2001

1. Summary of Significant Accounting Policies

Responsibility for both the accuracy of the presented data and the completeness and fairness of the presentation, including all disclosures, rests with the division, except for the financial statements and additional information, which are the responsibility of the Bureau of Accounting, Department of Business and Professional Regulation. The accounting policies of the division conform to generally accepted accounting principles as applicable to governments. The most significant of the division's accounting policies follow.

Reporting Entity - The Department of Business and Professional Regulation is a component unit within the State of Florida reporting entity which consists of: the state's legislative agencies; the Governor and Cabinet; the state departments, commissions, and boards of the executive branch; and the various offices relating to the judicial branch of state government.

The Division of Pari-Mutuel Wagering is a regulatory division of the Department of Business and Professional Regulation. It is charged with the supervision of the making of pari-mutuel pools and wagers and their distribution, as described under Chapter 550, Florida Statutes.

Fund Accounting - The division uses funds and account groups to report on its financial position and the results of its operations. Fund accounting is designed to demonstrate legal compliance and to aid financial management by segregating transactions related to certain government functions or activities.

A fund is a separate accounting entity with a self-balancing set of accounts. An account group, on the other hand, is a financial reporting device designed to provide accountability for certain assets and liabilities that are not recorded in the funds because they do not directly affect net expendable available financial resources. The following fund types and account groups are used to record transactions relating to the division's activities:

Governmental Fund Types

? Special revenue funds are used to account for the proceeds of specific revenue sources that are legally restricted to expenditures for specified purposes.

Fiduciary Fund Types

? Agency funds account for the assets held by the division for others. These are custodial in nature (assets equal liabilities) and do not involve measurement of operations.

Account Groups

? The general fixed asset account group is used to maintain accounting control for general fixed assets.

? The general long-term debt account group is used to maintain accounting control for long-term obligations of governmental fund types not paid with current resources.

Basis of Accounting - Basis of accounting refers to revenues and expenditures or expenses recognized in the accounts and reported in the financial statements. Basis of accounting relates to the timing of the measurements made, regardless of the measurement focus applied.

The division's accounting records for all governmental fund types and agency funds are maintained on the modified accrual basis. Under the modified accrual basis of accounting, revenues are recognized when susceptible to accrual (i.e., when they become both measurable and available). "Measurable" is defined as the amount of the transaction that can be determined, and "available" is defined as collectible within the current period, or soon enough thereafter, to be used to pay the liabilities of the current period. Significant revenues considered susceptible to accrual include pari-mutuel fees and taxes. Expenditures are recorded when the related fund liability is incurred.

Department of Business and Professional Regulation
Division of Pari-Mutuel Wagering
Notes to Financial Statements
June 30, 2001

1. **Summary of Significant Accounting Policies (Continued)**

Budgets - The department follows statutory procedures in the adoption, amendment, and reporting of budgets and budgetary data:

- A. Budgets are to be prepared and submitted to the Legislature and the Executive Office of the Governor on an annual basis in the form and manner prescribed by Chapter 216, F.S. Prior to June 30, the budget is legally enacted through passage of a law.
- B. Budgetary information is integrated into the department's accounting system. Monthly budget reports are furnished to division directors to assure compliance with budgets as authorized by the State Legislature. Releases of the budget are authorized by the Executive Office of the Governor as a further budgetary control.
- C. Limited transfers of expenditure authority may be made by the agency head. Transfers in excess of the limitations established by Section 216.292(2), F.S., must be approved by the Administration Commission.
- D. Pursuant to Chapter 216, F.S., annual appropriations to the department are to be used to fund (a) authorized expenditures incurred during the current fiscal year, (b) encumbrances outstanding at year-end approved for liquidation in the subsequent year, and (c) legal, due and unpaid obligations relating to prior year appropriations which have lapsed.

Encumbrances - Encumbrance accounting, under which purchase orders and other commitments for the expenditure of monies are recorded in order to reserve that portion of the applicable appropriation, is employed as an extension of formal budgetary integration in the Special Revenue Funds. Encumbrances outstanding at year end are reported as reservations of fund balances since they do not constitute expenditures or liabilities. Encumbrances outstanding as of June 30, do not lapse and are considered payable by December 31, from the June 30, budget.

Investments - Investments are stated at historical cost.

Short-Term Interfund Receivables/Payables - During the course of operations, numerous transactions occur between individual funds for goods provided or services rendered. These receivables and payables are classified as "due from other funds" on the balance sheet.

Accounts Receivable - The amount shown as Allowance for Uncollectables in the Pari-Mutuel Collection is uncollected checks.

Fixed Assets - Fixed assets purchased in the governmental fund types are recorded as expenditures (capital outlay) at the time of purchase. Such assets are recorded at cost in the General Fixed Assets Account Group. Depreciation is not recorded in the General Fixed Assets Account Group.

Liability for Compensated Absences - Employees earn the right to be compensated during absences for vacation and illness. Within the limits established by the law or rule, unused leave benefits will be paid to employees upon separation from state service. The liability for compensated absences has been recorded in the General Long-Term Debt Account Group.

Fund Equity - Reserves for encumbrances segregate a portion of fund equity committed for a specific future use. In accordance with Section 550.135, F.S., the Pari-Mutuel Wagering Trust Fund does not maintain fund equity in excess of \$3.5 million. Funds in excess of this amount are transferred to the General Revenue Fund of the State of Florida.

**Department of Business and Professional Regulation
Division of Pari-Mutuel Wagering
Notes to Financial Statements
June 30, 2001**

1. Summary of Significant Accounting Policies (Concluded)

Memorandum Only - Total Columns - Total columns on the general purpose financial statements are captioned "memorandum only" to indicate that they are presented only to facilitate financial analysis. Data in these columns do not present financial position, results of operations, or changes in financial position to conform with generally accepted accounting principles. Such data is not comparable to a consolidation. Interfund eliminations have not been made in the aggregation of this data.

Comparative Data - Comparative total data for the prior year has been presented in the accompanying financial statements in order to provide an understanding of changes in the division's financial position and operations. However, comparative data has not been presented in all statements because their inclusion would make certain statements unduly complex and difficult to understand.

2. Cash and Investments

Cash is maintained in the State Treasury. The financial institution used, the compensating balances, and the security requirements are all the responsibility of the State Treasurer. Idle funds of Special Revenue Funds were deposited with the State Treasurer for investment in accordance with Section 215.535, F.S. Deposits are not recorded as expenditures of the funds. Earnings from investments in excess of service charges made are recorded as revenues. Investments of money placed with the State Treasurer's Office are made on a pooled basis, and the State Treasurer's Office has not identified or reported the market value of these investments as of the date of this report. Management considers all cash and investments to be fully insured.

3. Fixed Assets

Changes in general fixed assets during the year are summarized below:

	Balance July 1, 2000	Additions	Retirements*	Balance June 30, 2001
Automobiles	\$ 145,360	\$ 24,200	\$ (23,049)	\$ 146,511
Furniture & Equipment	832,106	19,676	(186,719)	665,063
Laboratory Equipment	1,203			1,203
Books				
Total General Fixed Assets	\$ 978,669	\$ 43,876	\$ (209,768)	\$ 812,777

4. General Long-Term Debt

The Division of Pari-Mutuel Wagering has no long-term debt.

Compensated Absences: The total liability for the Division is \$400,508.90.

**Department of Business and Professional Regulation
Division of Pari-Mutuel Wagering
Notes to Financial Statements
June 30, 2001**

5. Tax Collections

Tax collections received by the division are recorded using fund accounting and allocated between the Pari-Mutuel Wagering Trust Fund and the General Revenue Agency Fund in accordance with Florida Statutes. Activity occurring within the General Revenue Agency and Pari-Mutuel Wagering Trust Fund during the current fiscal year is as follows:

	General Revenue Agency Fund	Pari-Mutuel Wagering Trust Fund	Total
TAXES			
Tax on Handle - Regular	\$	\$ 11,835,617	\$ 11,835,617
Tax on Handle - Intertrack		16,721,428	16,721,428
Attendance		293,155	293,155
Gross Receipts Tax - Cardrooms	158,276	158,276	316,552
TOTAL TAXES	\$ 158,276	\$ 29,008,476	\$ 29,166,752
COLLECTIONS			
Daily License Fees	\$	\$ 4,497,280	\$ 4,497,280
Cardroom Table Fees		74,500	74,500
Occupation License		621,121	621,121
Fingerprint Fees		263,874	263,874
Fines	11,850	30,975	42,825
Miscellaneous		42,458	42,458
Interest		544,850	544,850
TOTAL COLLECTIONS	\$ 11,850	\$ 6,075,058	\$ 6,086,908
TOTAL TAXES AND COLLECTIONS	\$ 170,126	\$ 35,083,534	\$ 34,253,660

NOTE: This statement was prepared using figures supplied by the Division of Pari-Mutuel Wagering Summary of State Revenue.

6. Fines

In accordance with Section 550.241, F.S., it is a violation for a person to administer, or cause to be administered, any drug, medication, stimulant, depressant or other type of drug-masking agent to an animal which will result in a positive test for such substance taken immediately prior to or subsequent to the racing of that animal. Rules have been promulgated which identify specific instances where the statute should be implemented. They have been adopted by the Division and enforced by the Office of Investigations.

7. Retirement Plans

Pursuant to law, all officers and salaried employees, are members of defined retirement plans, which are administered by the Department of Administration, Division of Retirement. These retirement systems consist of both contributory and noncontributory benefit plans. The plans provide for retirement, death, and disability benefits, as well as requiring contributions by employees and/or participating agencies at stated percentages of compensation as determined by the State Legislature.

DEPARTMENT OF BUSINESS & PROFESSIONAL REGULATION
DIVISION OF PARI-MUTUEL WAGERING
 Balance Sheet
 Special Revenue Fund
 For Fiscal Year Ended June 30, 2001
 (Comparative Totals for June 30, 2000)

	Pari-Mutuel Wagering Trust Fund	
	2001	2000
	Actual	Actual
ASSETS		
Cash	\$ 66,555.00	\$ 103,676.85
Cash with State Treasurer	1,708,683.94	773,885.99
Investments at Cost	7,298,156.03	5,950,877.83
Accounts Receivable	3,106.56	7,232.28
Allowance for Uncollectables	(426.80)	(842.92)
Interest Receivable	51,446.67	28,874.76
Revenue Receivable	877,424.62	309,567.46
Due from other Funds	238,038.44	72,132.89
Due from other Departments	-	608.23
	<u> </u>	<u> </u>
TOTAL ASSETS	\$ 10,242,984.46	\$ 7,246,013.37
	<u> </u>	<u> </u>
LIABILITIES & FUND EQUITY		
Liabilities:		
Accounts Payable	\$ 57,085.57	\$ 163,801.53
Accrued Salaries	174,225.12	190,323.37
Due to other Funds	-	81,562.41
Due to other State Agencies	157,244.79	378,275.43
Due to General Revenue	878,000.70	-
	<u> </u>	<u> </u>
TOTAL LIABILITIES	\$ 1,266,556.18	\$ 813,962.74
	<u> </u>	<u> </u>
Fund Equity:		
Reserved for Encumbrances	\$ -	\$ -
Unreserved	8,976,428.28	6,432,050.63
	<u> </u>	<u> </u>
TOTAL FUND EQUITY	\$ 8,976,428.28	\$ 6,432,050.63
	<u> </u>	<u> </u>
TOTAL LIABILITIES & FUND EQUITY	\$ 10,242,984.46	\$ 7,246,013.37
	<u> </u>	<u> </u>

DEPARTMENT OF BUSINESS AND PROFESSIONAL REGULATION

DIVISION OF PARI-MUTUEL WAGERING

Combining Statement of Revenues, Expenditures & Changes in Fund Balance - Budget & Actual

Special Revenue Fund

For Fiscal Year Ended June 30, 2001

(Comparative Totals for June 30, 2000)

	Pari-Mutuel Wagering Trust Fund			
	Budget	2001 Actual	Variance Favorable (Unfavorable)	2000 Actual
REVENUES				
Fees	\$ 14,003,831.00	\$ 4,844,452.79	\$ (9,159,378.21)	\$ 7,304,875.50
Licenses	1,713,289.00	639,303.34	(1,073,985.66)	714,446.16
Taxes	84,894,419.00	29,448,638.36	(55,445,780.64)	9,327,936.30
Fines	92,933.00	31,515.44	(61,417.56)	37,769.87
Interest	1,446,550.00	544,850.11	(901,699.89)	170,627.90
Refunds	20,518.00	5,887.88	(14,630.12)	7,607.17
Transfers In	297,517.00	265,864.38	(31,652.62)	29,531,448.55
Miscellaneous	123,111.00	42,419.30	(80,691.70)	486.13
Other Departmental Deposits	-	-	-	15,000.00
TOTAL REVENUES	\$ 102,592,168.00	\$ 35,822,931.60	\$ (66,769,236.40)	\$ 47,110,197.58
EXPENDITURES				
Operating:				
Salaries	\$ 3,616,999.00	\$ 3,055,983.43	\$ 561,015.57	\$ 3,172,332.35
Other Personal Services	2,591,719.00	2,422,816.58	168,902.42	2,638,084.00
Other Operating Expenditures	971,758.00	840,693.12	131,064.88	710,106.65
Aid to Cities & Counties	29,915,500.00	-	29,915,500.00	29,915,500.00
Cardroom Tax Distribution	157,000.00	46,790.18	110,209.82	54,918.91
Operating Capital Outlay	66,632.00	18,546.76	48,085.24	23,930.65
Acquisition of Motor Vehicles	24,802.00	24,200.00	602.00	26,977.00
Data Processing	418,476.00	403,139.57	15,336.43	380,862.76
Assessment for Fingerprinting	329,000.00	262,187.00	66,813.00	265,633.00
Operating Expenditures paid from Prior Year Appropriations	9,786.45	-	9,786.45	27,362.94
G&A/State University System	300,000.00	300,000.00	-	300,000.00
Risk Management Insurance	418,388.00	418,388.00	-	317,751.00
Regulation of PMW Industry	167,959.00	167,959.00	-	167,959.00
Tax Collection/Equalization	60,725.00	60,725.00	-	60,725.00
PMW Lab Services	1,760,000.00	1,760,000.00	-	2,700,000.00
Transfers to General Revenue	16,300,000.00	16,300,000.00	-	2,466,458.00
Transfers Out	14,692,565.00	4,090,553.00	10,602,012.00	1,280,743.07
Purchase of Investments	27,328,105.00	-	27,328,105.00	-
Refunds	882,540.00	594,857.47	287,682.53	21,361.15
Service Charge to General Revenue	2,590,000.00	2,512,979.26	77,020.74	1,296,980.78
TOTAL EXPENDITURES	\$ 102,601,954.45	\$ 33,279,818.37	\$ 69,322,136.08	\$ 45,827,686.26
EXCESS (DEFICIENCY) OF REVENUES OVER EXPENDITURES	\$ (9,786.45)	\$ 2,543,113.23	\$ 2,552,899.68	\$ 1,282,511.32
FUND BALANCE JULY 1, 2000	\$ 9,786.45	\$ 6,432,050.63	\$ 6,422,264.18	\$ 5,154,654.86
Adjustment to Fund Balance	-	1,264.42	1,264.42	(5,115.55)
FUND BALANCE JUNE 30, 2001	\$ -	\$ 8,976,428.28	\$ 8,976,428.28	\$ 6,432,050.63

DEPARTMENT OF BUSINESS & PROFESSIONAL REGULATION
DIVISION OF PARI-MUTUEL WAGERING
Combining Balance Sheet
Fiduciary Funds - General Revenue & Agency
For Fiscal Year Ended June 30, 2001
(Comparative Totals for June 30, 2000)

	General Revenue Agency Fund	Collections for other State Agencies Agency Fund	2001 Actual	2000 Actual
	<u> </u>	<u> </u>	<u> </u>	<u> </u>
ASSETS				
Cash	\$	\$	\$	\$
Revenue Receivable	12,462.71	-	12,462.71	1,007,668.81
Allowance for Uncollectables	-	-	-	-
	<u>\$ 12,462.71</u>	<u>\$ -</u>	<u>\$ 12,462.71</u>	<u>\$ 1,120,820.19</u>
 LIABILITIES & FUND EQUITY				
Liabilities:				
Due to General Revenue	\$ 12,462.71	\$ -	\$ 12,462.71	\$ 1,120,820.19
Due to Other State Agencies	<u>-</u>	<u>59,145.25</u>	<u>59,145.25</u>	<u>-</u>
Total Liabilities	<u>\$ 12,462.71</u>	<u>\$ 59,145.25</u>	<u>\$ 71,607.96</u>	<u>\$ 1,120,820.19</u>
 Fund Equity	 <u>\$ -</u>	 <u>\$ -</u>	 <u>\$ -</u>	 <u>\$ -</u>
TOTAL LIABILITIES & FUND EQUITY	<u>\$ 12,462.71</u>	<u>\$ 59,145.25</u>	<u>\$ 71,607.96</u>	<u>\$ 1,120,820.19</u>

DEPARTMENT OF BUSINESS AND PROFESSIONAL REGULATION
DIVISION OF PARI-MUTUEL WAGERING
Schedule of Collections & Distributions - Estimated & Actual
Fiduciary Fund - Collection for Other State Agencies
For Fiscal Year Ended June 30, 2001
(Comparative Totals for June 30, 2000)

	<u>Estimated</u>	<u>2001 Actual</u>	<u>Variance Favorable (Unfavorable)</u>	<u>2000 Actual</u>
COLLECTIONS				
Taxes	\$ -	\$ 2,110,642.16	\$ (2,110,642.16)	\$ 2,418,318.37
		-		
TOTAL COLLECTIONS	<u>\$ -</u>	<u>\$ 2,110,642.16</u>	<u>\$ (2,110,642.16)</u>	<u>\$ 2,418,318.37</u>
 DISTRIBUTIONS				
Deposits to Other State Agencies				
Department of Agriculture	\$ -	\$ 15,549.34	\$ (15,549.34)	\$ 19,427.54
Board of Regents	-	28,818.94	(28,818.94)	26,038.58
Department of Education	-	<u>2,066,273.88</u>	<u>(2,066,273.88)</u>	<u>2,372,852.25</u>
TOTAL DISTRIBUTIONS	<u>\$ -</u>	<u>\$ 2,110,642.16</u>	<u>\$ (2,110,642.16)</u>	<u>\$ 2,418,318.37</u>

DEPARTMENT OF BUSINESS AND PROFESSIONAL REGULATION
DIVISION OF PARI-MUTUEL WAGERING
Schedule of Collections & Distributions - Estimated & Actual
Fiduciary Fund - General Revenue Fund
For Fiscal Year Ended June 30, 2000
(Comparative Totals for June 30, 1999)

	<u>Estimated</u>	<u>2000 Actual</u>	<u>Variance Favorable (Unfavorable)</u>	<u>1999 Actual</u>
COLLECTIONS				
General Revenue Appropriations	\$ -	\$ -	\$ -	\$ 27,586,139.00
Less Reversions at June 30, 2000		-	-	(550,000.00)
General Revenue Appropriation Used	-	-	-	27,036,139.00
Taxes	162,349.67	162,349.67	-	41,094,529.13
Fines	11,850.00	11,850.00	-	21,145.41
TOTAL COLLECTIONS	<u>\$ 174,199.67</u>	<u>\$ 174,199.67</u>	<u>\$ -</u>	<u>\$ 68,151,813.54</u>
DISTRIBUTIONS				
Transfers to General Revenue	\$ -	\$ (174,199.67)	\$ 174,199.67	\$ (41,115,674.54)
Transfers to other Funds				
TOTAL DISTRIBUTIONS	<u>\$ -</u>	<u>\$ (174,199.67)</u>	<u>\$ 174,199.67</u>	<u>\$ (41,115,674.54)</u>

PARI-MUTUEL STATUTE MATRIX

STATUTE TOPIC	GREYHOUNDS	JAI ALAI	THOROUGHBREDS	HARNESS	QUARTER HORSE
---------------	------------	----------	---------------	---------	---------------

Note: Matrix represents a summary of FY 2000 Florida Statutes. Please refer to the cite noted by statutory topic for specific language governing pari-mutuel wagering.

DAILY LICENSE FEE					
Live / Ontrack	\$80 per race. 550.0951(1)(a)	\$40 per game. 550.0951(1)(a)	\$100 per race. 550.0951(1)(a)	\$100 per race. 550.0951(1)(a)	\$100 per race. 550.0951(1)(a)
Simulcast	\$80 per race, but not to exceed \$500 per day. 550.0951(1)(a)	\$40 per game, but not to exceed \$500 per day. 550.0951(1)(a)	\$100 per race, but not to exceed \$500 per day. 550.0951(1)(a)	\$100 per race, but not to exceed \$500 per day. 550.0951(1)(a)	\$100 per race, but not to exceed \$500 per day. 550.0951(1)(a)
ADMISSIONS TAX					
	15% of admission charge, or 10 cents, whichever is greater, for entrance to facility or grandstand. 550.0951(2)(a)	15% of admission charge, or 10 cents, whichever is greater, for entrance to facility or grandstand. 550.0951(2)(a)	15% of admission charge, or 10 cents, whichever is greater, for entrance to facility or grandstand. 550.0951(2)(a)	15% of admission charge, or 10 cents, whichever is greater, for entrance to facility or grandstand. 550.0951(2)(a)	15% of admission charge, or 10 cents, whichever is greater, for entrance to facility or grandstand. 550.0951(2)(a)
	No tax is imposed on free passes or complimentary cards 550.0951(2)(b)&(c)	No tax is imposed on free passes or complimentary cards 550.0951(2)(b)&(c)	No tax is imposed on free passes or complimentary cards 550.0951(2)(b)&(c)	No tax is imposed on free passes or complimentary cards 550.0951(2)(b)&(c)	No tax is imposed on free passes or complimentary cards 550.0951(2)(b)&(c)
TAX ON HANDLE					
Live / Ontrack	5.5% of handle, and 7.6% of handle on charity/scholarship performances. 550.0951(3)(b)1.	2% of handle 550.0951(3)(d)	0.5% of handle from Jan. 3 – March 16 or May 23 – Jan. 2 0.2% of handle, from March 17 – May 22 550.09515(2)(a)1. Double-sum tax penalty for operating during more than one period, except for conditions. 550.09515(2)(a)2	0.5% of handle. 550.09512(2)(a)	1% of handle. 550.0951(3)(a)
Intertrack Wagering	5.5% of handle; 7.6% for market area guests during charity/scholarship performances. 550.0951(3)(b)1., and 550.0951(3)(c)1. 0.5% of handle, if the guest is located outside market area of host and within market area of thoroughbred track conducting a live meet. 550.0951(3)(c)1. 3.9% of handle, for permitholders located in an area of the state where there are only 3 greyhound permitholders, located in 3 contiguous counties. 550.0951(3)(c)2. 3.9% of handle, for greyhound permitholders located in the same market area as specified in 550.615(6) or (9). 550.0951(3)(c)2.	7.1% of handle. 550.0951(3)(c)1. 0.5% of handle, if the guest is located outside market area of host and within market area of thoroughbred track conducting a live meet. 550.0951(3)(c)1. 3.3% of handle, if permitholder restricted from operating live on a year-round basis, and tax paid on intertrack handle exceeds that paid during 92/93 State Fiscal Year. 550.09511(3)(a) 6.1% of handle, for jai alai permitholders located in the market area as specified in 550.615(6) or (9), until the tax paid on intertrack handle in the current state fiscal year exceeds that paid during 92/93 State Fiscal Year then tax on handle is 2.3%. 550.0951(3)(c)2.	2% of handle. 550.0951(3)(c)1. 0.5% of handle, if host and guest thoroughbred permitholders. 550.0951(3)(c)1. 0.2% of handle, from March 17 – May 22, and located in an area where 3 or more thoroughbred tracks within 25 miles of each other. 550.09515(6) 0% of handle for thoroughbred tracks open from May 23 – Jan. 2 that must provide their signal to thoroughbred tracks open from March 17 – May 22. This applies only to thoroughbred tracks in an area where 3 or more thoroughbred tracks within 25 miles of each other. 550.615(11)	3.3% of handle. 550.0951(3)(c)1. 0.5% of handle, if the guest is located outside market area of host and within market area of thoroughbred track conducting a live meet. 550.0951(3)(c)1.	2% of handle. 550.0951(3)(c)1. 0.5% of handle, if the guest is located outside market area of host and within market area of thoroughbred track conducting a live meet. 550.0951(3)(c)1.

STATUTE TOPIC	GREYHOUNDS	JAI ALAI	THOROUGHBREDS	HARNESS	QUARTER HORSE
---------------	------------	----------	---------------	---------	---------------

Note: Matrix represents a summary of FY 2000 Florida Statutes. Please refer to the cite noted by statutory topic for specific language governing pari-mutuel wagering.

Simulcast	Allows permitholders to receive greyhound races from out of state, and are subject to taxation under 550.0951 and 550.09511. <u>550.3551(4)</u>	Allows permitholders to receive jai alai games from out of state, and are subject to taxation under 550.0951 and 550.09511. <u>550.3551(4)</u>	Allows permitholders to receive horse races from out of state, and are subject to taxation under 550.0951, 550.09512, and 550.09515. <u>550.3551(3) through 550.03551(3)(c)</u>	Allows permitholders to receive horse races from out of state, and are subject to taxation under 550.0951, 550.09512, and 550.09515. <u>550.3551(3) through 550.03551(3)(c)</u>	Allows permitholders to receive horse races from out of state, and are subject to taxation under 550.0951, 550.09512, and 550.09515. <u>550.3551(3) through 550.03551(3)(c)</u>
Intertrack Simulcast	5.5% of handle; 7.6% for market area guests during charity/scholarship performances. <u>550.0951(3)(b)1</u> <u>550.0951(3)(c)1</u> 0.5% of handle, if the guest is located outside market area of host and within market area of thoroughbred track conducting a live meet. <u>550.0951(3)(c)1.</u> 3.9% of handle, for permitholders located in an area of the state where there are only 3 greyhound permitholders, located in 3 contiguous counties. <u>550.0951(3)(c)2.</u> 3.9% of handle, for greyhound permitholders located in the same market area as specified in 550.615(6) or (9). <u>550.0951(3)(c)2.</u>	7.1% of handle <u>550.0951(3)(b)2</u> 0.5% of handle, if the guest is located outside market area of host and within market area of thoroughbred track conducting a live meet. <u>550.0951(3)(c)1.</u> 3.3% of handle, if permitholder restricted from operating live on a year-round basis, and tax paid on intertrack handle exceeds that paid during 92/93 State Fiscal Year. <u>550.0951(3)(a)</u> 6.1% of handle, for jai alai permitholders located in the market area as specified in 550.615(6) or (9), until the tax paid on intertrack handle in the current state fiscal year exceeds that paid during 92/93 State Fiscal Year then tax on handle is 2.3%. <u>550.0951(3)(c)2.</u>	2.4% of handle <u>550.0951(3)(c)1.</u> 0.5% of handle, if host and guest thoroughbred permitholders. <u>550.0951(3)(c)1.</u> 0.2% of handle, from March 17 – May 22, and located in an area there are 3 or more thoroughbred tracks within 25 miles of each other. <u>550.09515(6)</u> 0% of handle for thoroughbred tracks open from May 23 – Jan. 2 that must provide their signal to thoroughbred tracks open from March 17 – May 22. This applies only to thoroughbred tracks in an area where there are 3 or more within 25 miles of each other. <u>550.615(11)</u>	1.5% of handle <u>550.0951(3)(c)1.</u> 0.5% of handle, if the guest is located outside market area of host and within market area of thoroughbred track conducting a live meet. <u>550.0951(3)(c)1.</u>	0.5% of handle, if the guest is located outside market area of host and within market area of thoroughbred track conducting a live meet. <u>550.0951(3)(c)1.</u>
BREAKS					
Live / Ontrack	Retained by permitholder. <u>550.0951(4)</u>	To players as awards. <u>550.09511(2)(f)</u>	Retained by permitholder. <u>550.2633(5)</u>	Paid to Florida Standardbred Breeders' & Owners' Association (FSBOA). <u>550.26165(1) and 550.2625(4)</u>	Paid to Florida Quarter Horse Breeders' & Owners' Association (FQHBOA). <u>550.26165(1) and 550.2625(5)(a)</u> Appaloosa and Arabian breaks are paid to Florida Appaloosa Racing Promotion Fund and Florida Arabian Racing Promotion Fund. <u>550.2625(7)(a) & (b), and 550.2625(8)(a) & (b)</u>
Intertrack Wagering	Retained by permitholder. <u>550.6325</u>	Retained by permitholder. <u>550.6325</u>	Retained by permitholder. <u>550.6325</u>	Retained by permitholder. <u>550.6325</u>	Retained by permitholder. <u>550.6325</u>
Simulcast	Retained by permitholder. <u>550.3551(4) and (11)</u>	Retained by permitholder. <u>550.3551(4) and (11)</u>	Retained by permitholder. <u>550.3551(3)(c)</u>	Retained by permitholder. <u>550.3551(3)(c)</u>	Retained by permitholder. <u>550.3551(3)(c)</u>

STATUTE TOPIC	GREYHOUNDS	JAI ALAI	THOROUGHBREDS	HARNESS	QUARTER HORSE
---------------	------------	----------	---------------	---------	---------------

Note: Matrix represents a summary of FY 2000 Florida Statutes. Please refer to the cite noted by statutory topic for specific language governing pari-mutuel wagering.

OUTS (ESCHEATS)					
Live / Ontrack	State of Florida. <u>550.1645</u>	State of Florida. <u>550.1645</u>	Retained by permitholder. <u>550.2633(5)</u>	Paid to Florida Standardbred Breeders' and Owners' Association (FSBOA). <u>550.26165(1) and 550.2633(2)(a)</u>	Quarter horse escheats are paid to Florida Quarter Horse Breeders' and Owners Association (FQHBOA). <u>550.26165(1) and 550.2633(2)(b)</u> Appaloosa & Arabian escheats are paid to the Florida Appaloosa Racing Promotion Fund and Florida Arabian Horse Racing Promotion Fund. <u>550.2633(2)(c) and 550.2633(2)(d)</u>
Intertrack Wagering	Retained by permitholder. <u>550.6325</u>	Retained by permitholder. <u>550.6325</u>	Retained by permitholder. <u>550.6325</u>	Retained by permitholder. <u>550.6325</u>	Retained by permitholder. <u>550.6325</u>
Simulcast	Retained by permitholder. <u>550.3551(4) and (11)</u>	Retained by permitholder. <u>550.3551(4) and (11)</u>	Retained by permitholder. <u>550.3551(3)(c)</u>	Retained by permitholder. <u>550.3551(3)(c)</u>	Retained by permitholder. <u>550.3551(3)(c)</u>
PURSES / PLAYERS' AWARDS					
Live / Ontrack	<p>Permitholders pay purses on live handle during its current meet at a rate not less than what was paid during the 1993/94 State Fiscal Year. <u>550.09514(2)(a)</u></p> <p>Permitholders pay an annual amount equal to 75% of the daily license fee paid for the 1994/95 State Fiscal Year. However, where 2 greyhound permitholders are located as specified in 550.615(6), an aggregate amount shall be paid equal to 75% of daily license fees paid in 1994/95 State Fiscal Year. <u>550.09514(2)(b)</u></p> <p>Permitholders pay an amount equal to 0.7% of the tax reduction as a result of the reduced tax rates provided by the amendment to 550.0951(3). <u>550.09514(2)(e)</u></p>		<p>7.75% of handle plus, 0.625% from Jan. 3–March 16 0.225% from March 17–May 22 0.85% from May 23–Jan. 2, but any permitholder whose total live handle during the 1991/92 State Fiscal Year was not greater than \$34 million is exempt from the additional purse payment. <u>550.2625(2)(a)</u></p> <p>2% of handle on exotic wagers may be withheld for overnight purses. No permitholder may withhold in excess of 20% from the handle without withholding the amounts set forth in this subsection. <u>550.2625(2)(a)</u></p>	8.25% of handle, with 7.75% going to purses and 0.5% for medical, dental, surgical, life, funeral, or disability insurance benefits for occupational licensees working at the tracks. <u>550.2625(2)(b)1., and 550.2625(2)(b)2.</u>	6% of handle. <u>550.2625(2)(c)</u>

STATUTE TOPIC	GREYHOUNDS	JAI ALAI	THOROUGHBREDS	HARNESS	QUARTER HORSE
---------------	------------	----------	---------------	---------	---------------

Note: Matrix represents a summary of FY 2000 Florida Statutes. Please refer to the cite noted by statutory topic for specific language governing pari-mutuel wagering.

<p>Intertrack Wagering</p>	<p>Permitholders conducting 3 or more live performances weekly pay purses in that week on :</p> <ul style="list-style-type: none"> wagers it accepts as a guest on greyhound races at the same rate paid on live races. 550.09514(2)(c)1. on wagers accepted at a dark market area guest at the same rate paid on live races. 550.09514(2)(c)1. <p>If host and guest are not market area greyhound permitholders, an amount equal to the tax reduction applicable to guest handle by the amendment to 550.0951(3), shall be disbursed to the guest. One-third of which shall be paid as purses at guest track.</p> <p>If any guest is within the market-area, the host track retains the amount equal to the tax reduction applicable the guest handle. One-third of which is paid as purses at the host track. 550.09514(2)(e)</p>		<p>7% of handle, permitholder may hold 0.5% of this to supplement the awards for Florida-bred horses. 550.625(1)</p> <p>If host and guest are thoroughbred permitholders and guest track accepts wagers during its current meet, one-third of guest payment shall be paid as purses during its current meet. In addition, 2% of guest handle shall be remitted by host, for guest to deduct from purse amount paid by host. 550.6305(1)(a)</p> <p>Wagering accepted at any guest, located within 25 miles of another dark thoroughbred permitholder, the host shall pay the thoroughbred permitholder 2% of intertrack handle on all such guests, which amount is deducted from purses paid by host track. This amount is used by thoroughbred permitholder for purses during its next meet. 550.6305(1)(b)</p>	<p>7% of handle. 550.625(1)</p> <p>Permitholder may pay guests an additional percentage in addition to that authorized in 550.6305. Permitholder may reduce purse amount by 50% of the supplemental amount paid, but the total reduction may not exceed 1% of the intertrack wagers placed on the regular ontrack program during the current meet pursuant to 550.615. 550.6345</p>	<p>7% of handle, the permitholder may hold 0.5% of this amount to supplement the awards program for owners of Florida-bred horses. 550.625(1)</p>
<p>Simulcast</p>	<p>Permitholders conducting 3 or more live performances weekly shall pay purses in that week on wagers it accepts as a guest track on simulcast greyhound races at the same rate as it pays on live races. 550.09514(2)(c)1.</p> <p>Host permitholders pay purses on broadcasts of greyhound races to non- market area guests an amount equal to one quarter of the broadcast fees less cost of sending the broadcast, plus 3% of intertrack handle of non-market area guests and paid host fees for broadcasts. 550.09514(2)(c)2.</p> <p>Permitholders pay an amount equal to 0.7% of the tax reduction as a result of the reduced tax rates provided by the amendment to 550.0951(3). 550.09514(2)(e)</p>				
	<p>Each host permitholder pays</p>		<p>One-third of net proceeds.</p>	<p>One-third of net proceeds.</p>	

STATUTE TOPIC	GREYHOUNDS	JAI ALAI	THOROUGHBREDS	HARNESSES	QUARTER HORSE
---------------	------------	----------	---------------	-----------	---------------

Note: Matrix represents a summary of FY 2000 Florida Statutes. Please refer to the cite noted by statutory topic for specific language governing pari-mutuel wagering.

Intertrack Simulcast	<p>purses on simulcast and intertrack broadcasts of greyhound races to non-market area guests an amount equal to one quarter of an amount of the broadcast fees less cost of sending the broadcast fees, plus 3% of intertrack handle non-market area guests and paid fees to host for broadcasts of races. 550.09514(2)(c)2.</p> <p>If host and guest are not market area greyhound permitholders, an amount equal to the tax reduction applicable to guest handle by the amendment to 550.0951(3), shall be disbursed to the guest. One-third of which shall be paid as purses at guest track.</p> <p>If any guest is within the market-area, the host track retains the amount equal to the tax reduction applicable the guest handle. One-third of which is paid as purses at the host track. 550.09514(2)(e)</p>		<p>550.6305(9)(b)3.</p> <p>Permitholders located in any area where there are only 2 permitholders, 1 greyhound and 1 jai alai, may accept wagers on the rebroadcast of out-of-state thoroughbred races from a Florida thoroughbred permitholder, and exempt from provisions in paragraph (b) if the thoroughbred permitholder located as specified in this paragraph is conducting live races and simulcast races from out of state. In such case, the guest permitholder is entitled to 45% of the net proceeds on wagers accepted at the guest facility. The host shall retain half of the remaining proceeds, and the other half paid by the host as purses at the host facility. 550.6305(9)(d)</p>	<p>550.6305(9)(e)4.</p> <p>Any harness permitholder accepting out-of-state harness broadcasts, and not conducting live races, must make available the out-of-state signal to all permitholders eligible to conduct intertrack wagering. Guest located as specified in 550.615(6) and 550.6305(9)(d) receive 50% of the net proceeds on harness wagers they accept. The harness permitholder is required to pay 50% of the net income as purses, nine-tenths of all harness wagering proceeds pursuant to this subsection goes to Florida Standardbred Breeders' & Owners' Association (FSBOA). 550.3551(6)(b)</p>	
Cardrooms	<p>4% of monthly cardroom gross receipts must be utilized to supplement purses, during the next ensuing meet. 849.086(13)(d)</p>	<p>4% of monthly cardroom gross receipts must be utilized to supplement prize money, during the next ensuing meet. 849.086(13)(d)</p>	<p>50% of monthly cardroom net proceeds as follows: 47% for purses and 3% for breeders' awards during the next ensuing meet. 849.086(13)(d)</p>	<p>50% of monthly cardroom net proceeds as follows: 47% for purses and 3% for breeders' awards during the next ensuing meet. 849.086(13)(d)</p>	
OWNERS' AWARDS					
Live / Ontrack			<p>1% of handle on exotic wagers maybe withheld for owners' awards. No permitholder may withhold in excess of 20% from handle without withholding amounts set forth in this subsection. 550.2625(2)(a)</p>		
Intertrack & Simulcast & Intertrack Simulcast			<p>8.5% of purses from intertrack wagering & interstate simulcasting are used for owners awards. Permitholders are exempt if average blended takeout does not exceed 20%, and average daily purse distribution exceeded \$225,000 (excluding sponsorship, entry fees, and nominations). 550.2625(2)(e)</p>		
BREEDERS' & STALLION AWARDS					

STATUTE TOPIC	GREYHOUNDS	JAI ALAI	THOROUGHBREDS	HARNESS	QUARTER HORSE
---------------	------------	----------	---------------	---------	---------------

Note: Matrix represents a summary of FY 2000 Florida Statutes. Please refer to the cite noted by statutory topic for specific language governing pari-mutuel wagering.

Live / Ontrack			0.955% of handle, paid to Florida Thoroughbred Breeders' Association (FTBA). 550.26165(1) and 550.2625(3)	A sum equal to the breaks is paid to Florida Standardbred Breeders' & Owners' Association (FSBOA). 550.26165(1) and 550.2625(4) Escheated tickets are paid to FSBOA. 550.26165(1) and 550.2633(2)(a)	Amount paid to Florida Quarter Horse Breeders' & Owners' Association (FQHBOA): •sum equal to the breaks 550.26165(1) & 550.2625(5)(a) •escheated tickets 550.26165(1) & 550.2633(2)(b) •1% of total handle 550.2625(5)(a) Amounts paid to Florida Appaloosa Horse Racing Fund: •sum equal to the breaks 550.2625(7)(a) & (b) •escheated tickets 550.2633(2)(c) •1% of total handle 550.2625(7)(a) and (b) Amounts paid to Florida Arabian Horse Racing Fund: •sum equal to the breaks 550.2625(8)(a) & (b) •escheated tickets 550.2633(2)(c) •1% of total handle 550.2625(7)(a) and (b)
Intertrack Wagering			0.955% of handle, paid to Florida Thoroughbred Breeders' Association (FTBA). 550.26165(1) & 550.2625(3)	1% of handle, paid to Florida Standard Breeders' & Owners' Association (FSBOA). 550.26165(1) & 550.625(2)(b)	1% of handle, paid to Florida Quarter Horse Breeders' & Owners' Association. 550.26165(1) & 550.625(2)(c)
Simulcast			0.955% of handle, paid to Florida Thoroughbred Breeders' Association (FTBA). 550.26165(1) and 550.2625(3) For live Florida races exported pursuant to 550.3551(2), the host track is required to pay 3.475% of the gross revenue to FTBA. 550.2625(3)		
Intertrack Simulcast			0.955% of handle, paid to Florida Thoroughbred Breeders' Association (FTBA). 550.26165(1) and 550.2625(3)	1% of handle, paid to Florida Standard Breeders' & Owners' Association (FSBOA). 550.6305(9)(e)1. 0.9% of all wagering proceeds on broadcasts is paid to FSBOA. 550.3551(6)(b)	
PAYMENT TO GUESTS					
	5% of handle.	5% of handle.	7% of handle.	5% of handle.	7% of handle.

STATUTE TOPIC	GREYHOUNDS	JAI ALAI	THOROUGHBREDS	HARNESS	QUARTER HORSE
Note: Matrix represents a summary of FY 2000 Florida Statutes. Please refer to the cite noted by statutory topic for specific language governing pari-mutuel wagering.					
Intertrack Wagering	<u>550.6305(1)</u>	<u>550.6305(1)</u>	<u>550.6305(1)</u>	<u>550.6305(1)</u> May reduce purses by 50% of supplemental amount paid, not to exceed 1% of intertrack wagers in current meet pursuant to 550.615. <u>550.6345</u>	<u>550.6305(1)</u>
Intertrack Simulcast			One-third of net proceeds. <u>550.6305(9)(b)1.</u>	One-third of net proceeds. <u>550.6305(9)(e)2.</u>	
TAX CREDITS AND EXEMPTIONS					
(excluded during charity/scholarship performances)	<p>Tax exemption of \$360,000 per state fiscal year, or \$500,000 for 3 permitholders that conducted a full live schedule in 1995 and closest to state authorizing greyhound racing. <u>550.09514(1)</u></p> <p>Tax credit each state fiscal year equal to daily license fee on live races in previous state fiscal year. <u>550.0951(1)(a)</u></p> <p>Unused portion of exemption or daily license fee tax credit is transferable to a greyhound host track. <u>550.0951(1)(b)</u></p> <p>Tax credit each state fiscal year equal to the amount remitted in escheated tickets in prior state fiscal year. <u>550.1647</u></p>	<p>A permitholder that has incurred tax on handle and admissions that exceeds its operating earnings may credit the excess amount of taxes against its next ensuing meet. <u>550.09511(1)(b)</u></p> <p>Tax credit each state fiscal year equal to 25% of the amount remitted in escheated tickets in prior state fiscal. Funds equal to credit shall be paid by the permitholder to the National Association of Jai Alai Frontons. <u>550.1646</u></p> <p>\$30,000 per performance exemption if live handle during the preceding state fiscal year was less than \$15 million. <u>550.09511(2)(a)1.</u></p>			
CHARITY/SCHOLARSHIP PERFORMANCES					
	<p>Maximum of 5 days. <u>550.0351(1)</u></p> <p>Permitholders shall pay, from any source, including charity/scholarship performances, an amount not less than 10% of tax credit from escheated tickets to a bona fide greyhound adoption program. <u>550.1647</u></p>	<p>Maximum of 5 days. <u>550.0351(1)</u></p> <p>Permitholders are allowed to conduct 2 additional performances known as "Retired Jai Alai Players' Charity Day" for a fund to benefit retired jai alai players. <u>550.0351(8)</u></p>	<p>Maximum of 5 days. <u>550.0351(1)</u></p> <p>One additional scholarship day to tracks located in Hillsborough County for the benefit of Pasco-Hernando Community College. <u>550.0351(6)(a) & 550.0351(6)(b)</u></p>	<p>Maximum of 5 days. <u>550.0351(1)</u></p>	<p>Maximum of 5 days. <u>550.0351(1)</u></p>