



Jeb Bush
Governor

Kim Binkley-Seyer
Secretary

David J. Roberts
Director

Mailing Address:
1940 North Monroe Street
Tallahassee, Florida
32399-1035

TELEPHONE:
850.488.9130

FAX:
850.488.0550

E-MAIL:
callcenter@
dbpr.state.fl.us

INTERNET:
www.MyFlorida.com

Florida's future...

**Right Here.
Right Now.**

DIVISION OF PARI-MUTUEL WAGERING

71st ANNUAL REPORT

JULY 1, 2001 - JUNE 30, 2002

**FLORIDA DEPARTMENT OF
BUSINESS AND PROFESSIONAL REGULATION**



STATE OF FLORIDA
DEPARTMENT OF BUSINESS AND PROFESSIONAL REGULATION

Florida's Future...
**Right Here.
Right Now.**

December 20, 2002

Jeb Bush
Governor

Kim Binkley-Seyer
Secretary

The Honorable Jeb Bush
Governor, State of Florida
PL05 The Capitol
Tallahassee, Florida 32399-0001

Dear Governor Bush:

Division of Pari-Mutuel
Wagering

Office of Auditing

1940 North Monroe Street

Tallahassee, Florida

32399-1035

VOICE
850.488.9125

FAX
850.922.7939

EMAIL
Pari-Mutuel Wagering@
dbpr.state.fl.us

INTERNET
www.MyFlorida.com

We are pleased to submit this seventy-first Annual Report of Pari-Mutuel Wagering in the State of Florida for the fiscal year, which ended June 30, 2002.

This report is submitted by the Department of Business and Professional Regulation, Division of Pari-Mutuel Wagering, which monitors and regulates Florida's pari-mutuel industry, collects and audits pari-mutuel tax revenue and issues licenses to persons affiliated with pari-mutuel activities.

Florida pari-mutuel wagering produced revenue to the state of \$37.1 million, which is an increase of approximately 1 percent from the prior year's revenue. Total wagering, excluding Charity/Scholarship performances, was nearly \$1.6 billion, which reflects a decrease of less than 1 percent from last year's wagering.

During the past fiscal year, nearly \$2.0 million of pari-mutuel wagering revenue was distributed to the Principal State School Fund (Department of Education); \$18.6 million to the General Revenue Fund, and \$9.7 million for the Division of Pari-Mutuel Wagering's operating expenses.

The continued support and cooperation, which has been received from you and your staff, is deeply appreciated.

Respectfully submitted,

Kim Binkley-Seyer
Secretary

David J. Roberts
Director, Division of Pari-Mutuel Wagering



STATE OF FLORIDA
DEPARTMENT OF BUSINESS AND PROFESSIONAL REGULATION

Florida's Future...
**Right Here.
Right Now.**

Jeb Bush
Governor

Kim Binkley-Seyer
Secretary

Division of Pari-Mutuel
Wagering

Office of Auditing

1940 North Monroe Street

Tallahassee, Florida

32399-1035

VOICE

850.488.9125

FAX

850.922.7939

EMAIL

Pari-Mutuel Wagering@

dbpr.state.fl.us

INTERNET

www.MyFlorida.com

December 20, 2002

The Honorable James E. King, Jr.
President
The Florida State Senate
Tallahassee, Florida 32399-1100

Dear President King:

We are pleased to submit this seventy-first Annual Report of Pari-Mutuel Wagering in the State of Florida for the fiscal year, which ended June 30, 2002.

This report is submitted by the Department of Business and Professional Regulation, Division of Pari-Mutuel Wagering, which monitors and regulates Florida's pari-mutuel industry, collects and audits pari-mutuel tax revenue and issues licenses to persons affiliated with pari-mutuel activities.

Florida pari-mutuel wagering produced revenue to the state of \$37.1 million, which is an increase of approximately 1 percent from the prior year's revenue. Total wagering, excluding Charity/Scholarship performances, was nearly \$1.6 billion, which reflects a decrease of less than 1 percent from last year's wagering.

During the past fiscal year, nearly \$2.0 million of pari-mutuel wagering revenue was distributed to the Principal State School Fund (Department of Education); \$18.6 million to the General Revenue Fund, and \$9.7 million for the Division of Pari-Mutuel Wagering's operating expenses.

The continued support and cooperation, which has been received from you and your staff, is deeply appreciated.

Respectfully submitted,

Kim Binkley-Seyer
Secretary

David J. Roberts
Director, Division of Pari-Mutuel Wagering



STATE OF FLORIDA
DEPARTMENT OF BUSINESS AND PROFESSIONAL REGULATION

Florida's Future...
**Right Here.
Right Now.**

Jeb Bush
Governor

Kim Binkley-Seyer
Secretary

Division of Pari-Mutuel
Wagering

Office of Auditing

1940 North Monroe Street

Tallahassee, Florida

32399-1035

VOICE
850.488.9125

FAX
850.922.7939

EMAIL
Pari-Mutuel Wagering@
dbpr.state.fl.us

INTERNET
www.MyFlorida.com

December 20, 2002

The Honorable Johnnie B. Byrd, Jr.
Speaker
Florida House of Representatives
Tallahassee, Florida 32399-1300

Dear Speaker Byrd:

We are pleased to submit this seventy-first Annual Report of Pari-Mutuel Wagering in the State of Florida for the fiscal year, which ended June 30, 2002.

This report is submitted by the Department of Business and Professional Regulation, Division of Pari-Mutuel Wagering, which monitors and regulates Florida's pari-mutuel industry, collects and audits pari-mutuel tax revenue and issues licenses to persons affiliated with pari-mutuel activities.

Florida pari-mutuel wagering produced revenue to the state of \$37.1 million, which is an increase of approximately 1 percent from the prior year's revenue. Total wagering, excluding Charity/Scholarship performances, was nearly \$1.6 billion, which reflects a decrease of less than 1 percent from last year's wagering.

During the past fiscal year, nearly \$2.0 million of pari-mutuel wagering revenue was distributed to the Principal State School Fund (Department of Education); \$18.6 million to the General Revenue Fund, and \$9.7 million for the Division of Pari-Mutuel Wagering's operating expenses.

The continued support and cooperation, which has been received from you and your staff, is deeply appreciated.

Respectfully submitted,

Kim Binkley-Seyer
Secretary

David J. Roberts
Director, Division of Pari-Mutuel Wagering

**DEPARTMENT OF BUSINESS AND PROFESSIONAL REGULATION
 DIVISION OF PARI-MUTUEL WAGERING
 COMPREHENSIVE ANNUAL FINANCIAL REPORT
 FISCAL YEAR ENDED JUNE 30, 2002**

INTRODUCTORY SECTION

Overview and Explanation of Report Terminology.....	2
Events Shaping the 2001/2002 Racing Season in Florida	3
Division Overview.....	4

STATISTICAL SECTION

Components of Pari-Mutuel Handle for Regular Performances - On-Track	7
Summary of Permitholder Revenue for Regular Performances - On-Track.....	8
Components of Pari-Mutuel Handle for Regular Performances - Intertrack	9
Summary of Permitholder Revenue for Regular Performances - Intertrack.....	10
Components of Pari-Mutuel Handle for Charity/Scholarship Performances - On-Track	11
Components of Pari-Mutuel Handle for Charity/Scholarship Performances - Intertrack.....	12
Total Regular and Charity/Scholarship Handle	13
Total Revenue from Regular Performances	14
Summary of State Revenue from Pari-Mutuel Wagering.....	15
Collections for Promotional Trust Funds and Breeders' Associations	16
Fiscal Year Comparative Data	17
Graphs - Historical Pari-Mutuel Wagering Activity.....	18
Charity and Scholarship Performances	21

REVENUE COLLECTED BY COUNTY

Revenue Collected by Geographical Location/Pari-Mutuel Active Permits by County.....	22
Components of Cardroom Revenue by Association	23

REVENUE AND OTHER DATA BY ASSOCIATION

Industry Summaries and Individual Permitholder Data	24
Total Intertrack Wagering Guest Handle	46

FINANCIAL STATEMENTS

Statement of Net Assets	48
Statement of Activities	49
Combining Balance Sheet - All Government Funds	50
Balance Sheet - Special Revenue Fund	51
Reconciliation of Balance Sheet to Statement of Net Assets - Special Revenue Fund.....	52
Statement of Revenues, Expenditures and Changes in Fund Balance - Special Revenue Fund.....	53
Reconciliation of Statement of Revenues, Expenditures, and Changes in Fund Balance to the Statement of Activities - Special Revenue Fund	54
Statement of Revenue, Expenditures, & Changes in Fund Balance - Budget & Actual – Special Revenue Fund.....	55
Reconciliation of Budgetary Statement to Income Statement Revenue Inflows and Outflows - Special Revenue Fund ..	56
Notes to Financial Statements	57
Combining Balance Sheet - Fiduciary Funds - General and Agency	61
Schedule of Collections & Distributions - Estimated & Actual - Fiduciary Fund - Collections for Other State Agency.....	62
Schedule of Collections & Distributions - Estimated & Actual - Fiduciary Fund - General Revenue Fund	63

PARI-MUTUEL STATUTE MATRIX

Pari-Mutuel Statute Explanation - Charts.....	64
---	----

INTRODUCTION

OVERVIEW

This annual report on pari-mutuel wagering in Florida encompasses the fiscal year which began July 1, 2001, and ended June 30, 2002. This is the 71st annual report in the series. The first annual report was issued for Fiscal Year 1931/32, the initial year of legalized pari-mutuel wagering in Florida. That year, there were 462 cumulative operating days, total handle was \$17.4 million and state revenue was \$0.7 million. This year, total handle was nearly \$1.6 billion and state revenue surpassed \$37.1 million from 4,487 cumulative operating days.

In Florida, pari-mutuel wagering is authorized for thoroughbred horse racing, harness horse racing, quarter horse, Appaloosa and Arabian horse racing, greyhound racing, jai alai games and cardroom games. Florida is one of the primary pari-mutuel states in the nation and is the leading state in both dog racing and jai alai, as well as a major horse racing state. This annual report, which is required by Florida law, is intended to inform the Governor, the Legislature, the industry and other interested parties as to pari-mutuel wagering activities. The report is organized into four primary sections:

1. Introductory Section - This section provides an overview of the Division of Pari-Mutuel Wagering.
2. Statistical Section - This section provides a summary of racing activities, pari-mutuel handle and taxes as well as multiple year comparative trend data.
3. Financial Section - This section provides the official financial statements of the Division of Pari-Mutuel Wagering and accompanying notes.
4. Pari-Mutuel Statute Matrix - This section provides a table which summarizes the regulations applicable to pari-mutuel wagering.

In addition, the report includes sections which detail pari-mutuel handle and revenue collected in each county and collected for each racing association or fronton.

EXPLANATION OF REPORT TERMINOLOGY

Florida law requires intertrack wagers to be combined with the wagering pools of the host, or the broadcasting Florida track or fronton. The law also requires that the host take-out on intertrack wagers be the same as for wagers taken on-track; however, the distribution of the take-out may be different.

The tax structure for on-track and intertrack wagering is explained in more detail in the Pari-Mutuel Statute Matrix section.

For purposes of this report, on-track schedules include wagering and attendance statistics as compiled on-track for the facility at which a live race or game is being conducted or a race or game broadcast from out-of-state that is imported. For a host pari-mutuel facility, the on-track statistics exclude intertrack wagering data for wagers and attendance at guest tracks or frontons and also excludes wagers which are taken at the facility if it is functioning as a guest permitholder receiving intertrack broadcasts. Some permitholders do not broadcast races or games to other Florida permitholders.

Schedules of intertrack wagering included in this report are compiled for each host permitholder. These schedules reflect combined wagering statistics for all guest facilities which received broadcasts and conducted wagering which was included in the wagering pools of the host. For host permitholders, a Summary of Intertrack Handle for each guest is shown in the Revenue and Other Data by Association section of this report as well as the components of the intertrack handle. There is no admission tax on patrons attending a facility to wager on intertrack races or games when the facility is not simultaneously conducting live performances. The schedules of intertrack wagering also include data on wagers collected at intertrack locations on races or games which were imported from out of state and rebroadcast to intertrack locations by the Florida host.

EVENTS SHAPING THE 2001/02 RACING SEASON IN FLORIDA

- On November 3, 2001, and May 11, 2002, the American Greyhound Track Operators' Association sponsored the National Greyhound Night of Stars. This national event is conducted each year as an effort to raise public interest in greyhound racing. Several Florida tracks participated in live and/or, simulcast broadcasts of greyhound racing events from the State of Florida, as well as other greyhound facilities around the nation. The two-day event exceeded the total generated in the previous fiscal year with total wagering of \$2,416,314 nationwide, of which \$738,035 was wagered at Florida tracks.
- As of July 1, 2001, certain statutory provisions relative to thoroughbred racing taxes and operating dates sunset. The law now provides for an equivalent tax rate among thoroughbred permitholders that is applicable to all live thoroughbred performances conducted in the state. This change also promoted the potential for "head to head" competition among thoroughbred permitholders during the racing season.
- In September 2001, the division began using the new Single Statewide Licensing system as part of the department's goal to reengineer its business processes. This "one-stop" center for licensing patrons has greatly enhanced the division's customer service functions. Pari-mutuel wagering licensees may renew licenses through the division's website on the Internet or use a automated telephone system 24 hours a day/7 days a week. Licensees may still use the traditional method of applying for a license at pari-mutuel facilities located throughout the state.
- Several pieces of new legislation were filed dealing with the pari-mutuel wagering statutes during the 2002 Legislative Session. A single bill, Committee Substitute for Senate Bill 160 (CS for SB 160) was enacted by the Legislature. The proposal would create a requirement for all greyhound racing permitholders to provide an adoption booth at their race facilities and market a greyhound adoption program to their patrons. In addition, permitholders would have the option of conducting an additional race day with proceeds benefiting greyhound adoption programs. However, the bill would modify the bet limits for cardrooms, as well as expand the periods of operation to include the time a permitholder conducted intertrack and simulcast wagering. The governor vetoed CS for SB 160 due to the expansion of gambling proviso.
- Hialeah Park did not conduct live thoroughbred racing at its facility. A period of inactivity at Hialeah had not occurred since major portions of the pari-mutuel statutes had sunset in 1992.

THE DIVISION OF PARI-MUTUEL WAGERING

David J. Roberts, Director
John W. Johnson, Deputy Director

The Division of Pari-Mutuel Wagering is a division of the Department of Business and Professional Regulation within the Executive Branch of Florida's government. The division is charged with the regulation of Florida's pari-mutuel industries under Florida Statutes, as well as collecting and safeguarding revenues due to the state. Since 1931, the division has grown from the old racing commission to a professional organization regulating a highly complex and sophisticated industry.

The division's structure is divided between the Office of Auditing and Office of Operations which act under the management of the Office of the Director. Each office focuses upon a different aspect of regulation within the pari-mutuel industry in an effort to protect state revenues and maintain the public's confidence in the integrity of the sport.

OFFICE OF AUDITING **Joe Dillmore, Chief Auditing Officer**

The Office of Auditing is responsible for tax collection and financial reporting of pari-mutuel activities in Florida and ensuring the integrity of wagering activity. The Office of Auditing's mission is to account for and safeguard state revenues as well as to protect the wagering public by ensuring that pari-mutuel wagering is conducted in accordance with Florida Statutes and Florida Administrative Code.

The Office of Auditing is divided into three functional areas: field operations, compliance audits and accounting/financial analysis. A pari-mutuel wagering specialist is assigned to each totalisator hub to ensure that pari-mutuel calculations are accurate, the pari-mutuel pools are distributed as required by statutes and rules and the wagering activity is recorded accurately so that tax liabilities are calculated properly.

The compliance audit staff examines various aspects of pari-mutuel activity, which includes totalisator tests, reviews of permitholder compliance with statutes and rules, purse audits and other pertinent financial examinations. Totalisator audits are conducted to ensure that odds are properly calculated and patrons receive the correct amount of winnings. Payments to the greyhound owners and kennel operators are audited to ensure that tracks pay the correct purse amounts. The accounting staff ensures that state taxes are accurately collected on a timely basis and reviews permitholder financial statements and other financial reports. The accounting/financial analysis staff also compiles statistical information and performs analyses as requested by the department, legislature, industry and the Executive Office of the Governor.

Florida Statutes allow for numerous tax credits that Florida permitholders may be eligible to receive each fiscal year. Eligibility requirements include criteria such as: location of the pari-mutuel facility, level of wagering activity, profitability and the hosting of special events. The Office of Auditing audits these tax credits to ensure that the eligibility requirements are met and that the permitholder utilized the credit appropriately as outlined by Florida Statutes.

The Office of Auditing is also responsible for regulating the revenue aspect of pari-mutuel cardroom facilities to ensure the integrity of the game. This includes the accurate collection of cardroom tax revenue, the distribution of tax revenue to the counties and municipalities and auditing each facility to ensure compliance with the Florida Statutes and the Florida Administrative Code.

OFFICE OF OPERATIONS
Royal H. Logan, Chief Operating Officer

The Office of Operations has oversight responsibility of state personnel located at each of the active pari-mutuel facilities, as well as the issuance of occupational licenses.

All persons who work at a racetrack, fronton or a cardroom and who have access to either money wagered, restricted areas or racing animals must obtain an occupational license issued by the division. During Fiscal Year 2001/2002, the Office of Operations Licensing Section processed 18,859 pari-mutuel occupational license applications for businesses and individuals, of which 269 were related to the operation of cardrooms. The department's new Single Statewide Licensing system permitted applicants for pari-mutuel wagering occupational licenses to be issued such licenses on the same day as application, on the premises. Each individual licensed with the division is required to be fingerprinted every five years. These prints are then forwarded to the Florida Department of Law Enforcement and Federal Bureau of Investigation for processing. Thirty-one Permitholder Annual Operating Licenses which delineate operating dates were issued.

In addition to licensing, the Office of Operations is responsible for ensuring that the day-to-day operation of races and games are conducted in accordance with Florida's pari-mutuel rules and laws. A division steward or judge monitors each race and conducts inquiries and hearings into alleged violations of the state pari-mutuel rules and laws. As many as 203 hearings were conducted for alleged violations in Fiscal year 2001/2002, which resulted in fines totaling \$34,450 and an additional 107 individuals had their occupational licenses suspended for some period of time.

Operations' staff collects urine and blood samples from racing animals which are analyzed for prohibited substances by the racing laboratory, which is operated under a contract with the University of Florida, College of Veterinary Medicine. State veterinarians and veterinary assistants collected 101,718 samples that included: 74,379 greyhound urine samples, 13,305 horse urine samples and 14,034 horse blood samples during Fiscal Year 2001/2002.

The Investigations Section, located within the Office of Operations, examines possible rule or statutory violations that may occur in the pari-mutuel industry, including drug positives identified by the University of Florida College of Veterinary Medicine Racing Laboratory. Cases range in complexity from the investigation of falsified license applications, to race fixing and bookmaking. This section conducts background investigations of all cardroom occupational license applicants to ensure compliance with Section 849.086, Florida Statutes, and Chapter 61D-11, Florida Administrative Code. They also conduct substantial background examinations of potential permitholders, which include in-depth review of the applicant's personal and financial background in order to ensure compliance with Sections 550.054 and 550.1815, Florida Statutes.

Investigations may result in the issuance of administrative charges and hearings before the division director or a designated hearing officer, referrals to other regulatory agencies or to law enforcement agencies for criminal prosecution. All division rulings are honored within the United States, Canada, Mexico and Puerto Rico, pursuant to the reciprocity agreements with the Association of Racing Commissioners International, Inc., (ARCI), and the North American Pari-Mutuel Regulators Association (NAPRA).

**UNIVERSITY OF FLORIDA
COLLEGE OF VETERINARY MEDICINE RACING LABORATORY**

The University of Florida, College of Veterinary Medicine Racing Laboratory, detects and identifies any drug, medication, stimulant, depressant, hypnotic, local anesthetic or drug masking agent prohibited in the blood, urine or other bodily fluid of racing horses and greyhounds.

During Fiscal Year 2001/2002, the laboratory received and processed 101,718 samples which resulted in 690,641 analyses being conducted on these samples. The vigilant testing and monitoring of samples by the racing laboratory serves as a major deterrent of illegal drug use in racing animals in Florida.

	Horse Urine/Blood	Greyhound Urine*	Investigative	Miscellaneous**
Samples Received	27,339	74,379	1	127
Samples Analyzed	27,794	35,483	1	127
Number of Analyses	378,224	312,417	18	1889
Positives	82	145	N/A	N/A

* Quantity Not Sufficient For Testing (QNS) 38,793 (52%)

** Administration, Quality Assurance and Service Samples

DRUG POSITIVES FOR FISCAL YEAR 2001/2002

Types of Positives (ARCI Drug Class)	Horse	Greyhound
Acetaminophen (4)	0	3
Albuterole (3)	1	0
Benzocgonine (1)	2	33
Benzocgonine (1)/EcgonineMethylester (1)	0	3
Cocaine (1), Benzocgonine (1)	0	1
Caffeine (2)	1	0
Caffeine (2)/Theophylline (3)	2	0
Caffeine (2)/Theophylline (3)/ 1,7 Dimethylxanthine	1	1
Dimethyl Sulfoxide (5)	12	19
Flunixin (4)	1	55
Furosemide (N/A)	3	0
Gamma-Hydroxyphenylbutazone (N/A)	0	4
Gamma-Hydroxyphenylbutazone (N/A)/Flunixin (4)	0	1
Guaifenesin (4)	2	1
Lidocaine (2)/Monoethyl-glycinesylidide	0	1
Methocarbamol (4)	5	2
Morphine (1)	0	1
Naproxen (4)	2	0
Phenylbutazone N/A/Oxphenbutazone (4)	48	0
Procaine (3)	0	20
Theophylline (3)	2	0
TOTAL	82	145

Note: Reduced number of positive due to Rule Amendment effective June 6, 2001, permitting sulfa drugs in horses and greyhounds.

STATISTICAL SECTION

COMPONENTS OF PARI-MUTUEL HANDLE FOR REGULAR PERFORMANCES ON-TRACK

Fiscal Year 2001/2002

Greyhound Racing Associations

	Daily License Fee	Tax on Handle	Permitholder Revenues From Pari-Mutuel Handle	Public Pool	Collection For Awards Program	Total Pari-Mutuel Handle
Bet Miami Greyhounds	\$146,040	\$600,733	\$2,879,312	\$11,983,842	\$0	\$15,609,927
Bonita-Ft. Myers Greyhound (S.W. FL Enterprises)	170,400	613,568	5,069,677	19,740,180	0	25,593,825
CCC Racing (Collins and Collins Partnership)	0	0	1,570,195	5,278,894	0	6,849,089
Daytona Beach Kennel Club, Inc.	178,000	348,398	4,378,232	13,662,029	0	18,566,659
Ebro Greyhound Park (Washington County KC)	208,640	286,283	1,346,006	4,231,526	0	6,072,455
Flagler Greyhound (West Flagler Associates, Ltd.)	180,060	599,827	2,974,045	12,534,876	0	16,288,808
Hollywood Greyhound (Hartman & Tyner, Inc.)	165,820	855,863	4,124,564	16,826,303	0	21,972,550
Jacksonville Kennel Club, Inc.	53,520	232,639	1,955,428	7,181,048	0	9,422,635
Jefferson County Kennel Club, Inc.	220,400	203,078	1,068,256	3,619,809	0	5,111,543
Melbourne Greyhound (Sports Palace, Inc.)	18,000	14,539	501,308	1,347,370	0	1,881,217
Orange Park Kennel Club, Inc.	165,080	648,414	2,777,548	11,544,155	0	15,135,197
Palm Beach Kennel (Inv. Corp. Of Palm Beach)	406,320	2,156,021	8,835,384	36,736,083	0	48,133,808
Pensacola Greyhound Track, Inc.	63,280	92,708	2,095,553	6,436,166	0	8,687,707
Sanford-Orlando Kennel Club, Inc.	6,720	9,781	1,896,930	6,431,679	0	8,345,110
Sarasota Kennel Club, Inc.	69,440	236,515	2,502,763	9,523,675	0	12,332,393
St. Johns Greyhound (Bayard Raceways, Inc.)	40,880	131,593	1,301,516	4,728,602	0	6,202,591
St. Petersburg Kennel Club, Inc.	197,360	1,527,540	6,718,487	27,218,061	0	35,661,448
Tampa Greyhound (Associated Outdoor Club, Inc.)	72,800	279,491	3,579,893	12,880,263	0	16,812,447

Total Greyhound Permitholders

	<u>2,362,760</u>	<u>8,836,991</u>	<u>55,575,097</u>	<u>211,904,561</u>	<u>0</u>	<u>278,679,409</u>
--	------------------	------------------	-------------------	--------------------	----------	--------------------

Jai Alai Permitholders

Dania Jai Alai (Div. Of The Aragon Group, Inc.)	128,980	0	2,927,015	9,970,977	0	13,026,972
Florida Jai Alai (Orlando-Seminole Jai Alai, Inc.)	208,840	27,664	2,569,584	9,166,187	0	11,972,275
Ft. Pierce Jai Alai (Florida Gaming Centers)	52,000	1,417	618,150	1,761,240	0	2,432,807
Miami Jai Alai (Florida Gaming Centers)	117,880	0	3,350,678	9,891,556	0	13,360,114
Ocala Jai Alai (Lake Fron, Inc.)	34,800	0	133,041	439,049	0	606,890
Summer Jai Alai	120,160	0	3,176,404	9,404,417	0	12,700,981
Summersport Enterprises, Ltd.	123,960	5,535	2,030,242	7,050,924	0	9,210,661

Total Jai Alai Permitholders

	<u>786,620</u>	<u>34,616</u>	<u>14,805,114</u>	<u>47,684,350</u>	<u>0</u>	<u>63,310,700</u>
--	----------------	---------------	-------------------	-------------------	----------	-------------------

Thoroughbred Racing Associations

Calder Race Course, Inc.	230,000	804,259	30,889,523	127,391,780	1,536,134	160,851,696
Gulfstream Park Racing Association, Inc.	137,700	654,750	24,790,258	107,868,178	1,286,744	134,737,630
Hiialeah Racing Association, Llc.	0	0	0	0	0	0
Tampa Bay Downs, Inc.	167,800	203,405	8,341,788	31,579,311	388,655	40,680,959
Tropical Park, Inc.	77,400	245,858	9,497,964	38,880,750	469,588	49,171,560

Total Thoroughbred Permitholders

	<u>612,900</u>	<u>1,908,272</u>	<u>73,519,533</u>	<u>305,720,019</u>	<u>3,681,121</u>	<u>385,441,845</u>
--	----------------	------------------	-------------------	--------------------	------------------	--------------------

Harness Racing Associations

Pompano Park Racing (PPI, Inc.)	362,100	260,769	11,477,472	39,972,239	80,883	52,153,463
---------------------------------	---------	---------	------------	------------	--------	------------

TOTAL FOR ALL PERMITHOLDERS

	<u>\$4,124,380</u>	<u>\$11,040,648</u>	<u>\$155,377,216</u>	<u>\$605,281,169</u>	<u>\$3,762,004</u>	<u>\$779,585,417</u>
--	--------------------	---------------------	----------------------	----------------------	--------------------	----------------------

SUMMARY OF PERMITHOLDER REVENUE FOR REGULAR PERFORMANCES ON-TRACK

Fiscal Year 2001/2002

Greyhound Racing Associations

	Permitholder Commissions	Performance Tax Credit	Breaks	Players'/ Owners' Awards	Withheld For Purses	Permitholder Revenues From Pari-Mutuel Handle
Bet Miami Greyhounds	\$2,507,987	\$332,854	\$38,471	\$0	\$0	\$2,879,312
Bonita-Ft. Myers Greyhound (S.W. FL Enterprises)	3,938,999	1,049,773	80,905	0	0	5,069,677
CCC Racing (Formerly Seminole Greyhound)	942,175	613,820	14,200	0	0	1,570,195
Daytona Beach Kennel Club, Inc.	3,327,901	998,689	51,642	0	0	4,378,232
Ebro Greyhound Park (Washington County KC)	1,255,111	71,703	19,192	0	0	1,346,006
Flagler Greyhound (West Flagler Associates, Ltd.)	2,552,516	380,399	41,130	0	0	2,974,045
Hollywood Greyhound (Hartman & Tyner, Inc.)	3,645,094	425,508	53,962	0	0	4,124,564
Jacksonville Kennel Club, Inc.	1,587,732	350,486	17,210	0	0	1,955,428
Jefferson County Kennel Club, Inc.	898,654	160,218	9,384	0	0	1,068,256
Melbourne Greyhound (Sports Palace, Inc.)	299,833	194,368	7,107	0	0	501,308
Orange Park Kennel Club, Inc.	2,511,493	236,263	29,792	0	0	2,777,548
Palm Beach Kennel (Inv. Corp. Of Palm Beach)	8,136,686	588,140	110,558	0	0	8,835,384
Pensacola Greyhound Track, Inc.	1,419,646	649,836	26,071	0	0	2,095,553
Sanford-Orlando Kennel Club, Inc.	1,187,609	690,880	18,441	0	0	1,896,930
Sarasota Kennel Club, Inc.	1,870,085	595,208	37,470	0	0	2,502,763
St. Johns Greyhound (Bayard Raceways, Inc.)	1,013,155	276,670	11,691	0	0	1,301,516
St. Petersburg Kennel Club, Inc.	6,141,421	487,280	89,786	0	0	6,718,487
Tampa Greyhound (Associated Outdoor Club, Inc.)	2,722,624	817,434	39,835	0	0	3,579,893
Total Greyhound Permitholders	45,958,721	8,919,529	696,847	0	0	55,575,097

Jai Alai Permitholders

Dania Jai Alai (Div. Of The Aragon Group, Inc.)	2,648,253	260,539	33	18,190	0	2,927,015
Florida Jai Alai (Orlando-Seminole Jai Alai, Inc.)	2,539,329	13,288	0	16,967	0	2,569,584
Ft. Pierce Jai Alai (Florida Gaming Centers)	612,829	0	0	5,321	0	618,150
Miami Jai Alai (Florida Gaming Centers)	3,070,395	267,202	0	13,081	0	3,350,678
Ocala Jai Alai (Lake Fron, Inc.)	131,869	0	0	1,172	0	133,041
Summer Jai Alai	2,910,041	254,020	0	12,343	0	3,176,404
Summersport Enterprises, Ltd.	1,939,665	78,671	604	11,302	0	2,030,242
Total Jai Alai Permitholders	13,852,381	873,720	637	78,376	0	14,805,114

Thoroughbred Racing Associations

Calder Race Course, Inc.	24,490,728	0	815,180	354,885	5,228,730	30,889,523
Gulfstream Park Racing Association, Inc.	15,492,516	18,939	711,603	540,700	8,026,500	24,790,258
Hialeah Racing Association, Llc.	0	0	0	0	0	0
Tampa Bay Downs, Inc.	5,842,480	0	219,658	150,207	2,129,443	8,341,788
Tropical Park, Inc.	7,029,437	0	250,307	140,924	2,077,296	9,497,964
Total Thoroughbred Permitholders	52,855,161	18,939	1,996,748	1,186,716	17,461,969	73,519,533

Harness Racing Associations

Pompano Park Racing (PPI, Inc.)	9,971,699	0	166,262	0	1,339,511	11,477,472
---------------------------------	-----------	---	---------	---	-----------	------------

TOTAL FOR ALL PERMITHOLDERS

	\$122,637,962	\$9,812,188	\$2,860,494	\$1,265,092	\$18,801,480	\$155,377,216
--	----------------------	--------------------	--------------------	--------------------	---------------------	----------------------

COMPONENTS OF PARI-MUTUEL HANDLE FOR REGULAR PERFORMANCES - INTERTRACK

Fiscal Year 2001/2002	Total Tax To State	Permitholder Revenues From Pari-Mutuel Handle	Public Pool	Collections For Awards Program	Total Pari-Mutuel Handle
Greyhound Racing Associations					
Bet Miami Greyhounds	\$446,744	\$3,295,288	\$12,315,027	\$0	\$16,057,059
Flagler Greyhound (West Flagler Associates, Ltd.)	619,457	4,275,610	16,343,920	0	21,238,987
Hollywood Greyhound (Hartman & Tyner, Inc.)	481,308	3,581,764	13,072,418	0	17,135,490
Jacksonville Kennel Club, Inc.	486,578	4,725,821	16,670,432	0	21,882,831
Orange Park Kennel Club, Inc.	1,380,426	9,376,221	34,338,437	0	45,095,084
Palm Beach Kennel (Inv. Corp. Of Palm Beach)	2,214,678	13,007,092	48,768,870	0	63,990,640
St. Johns Greyhound (Bayard Raceways, Inc.)	365,246	4,370,733	15,129,712	0	19,865,691
St. Petersburg Kennel Club, Inc.	1,830,527	9,527,617	35,835,750	0	47,193,894
Tampa Greyhound (Associated Outdoor Club, Inc.)	610,430	9,903,584	33,731,075	0	44,245,089
Total Greyhound Permitholders	<u>8,435,394</u>	<u>62,063,730</u>	<u>226,205,641</u>	<u>0</u>	<u>296,704,765</u>
Jai Alai Permitholders					
Dania Jai Alai (Div. Of The Aragon Group, Inc.)	0	2,726,500	8,846,800	0	11,573,300
Miami Jai Alai (Florida Gaming Centers)	0	3,541,446	10,130,188	0	13,671,634
Summer Jai Alai	0	3,419,456	9,781,289	0	13,200,745
Summersport Enterprises, Ltd.	18,753	2,138,894	7,093,816	0	9,251,463
Total Jai Alai Permitholders	<u>18,753</u>	<u>11,826,296</u>	<u>35,852,093</u>	<u>0</u>	<u>47,697,142</u>
Thoroughbred Racing Associations					
Calder Race Course, Inc.	4,438,007	37,450,491	166,518,121	2,009,474	210,416,093
Gulfstream Park Racing Association, Inc.	2,082,576	16,849,409	76,291,339	918,151	96,141,475
Tampa Bay Downs, Inc.	1,115,530	10,579,486	42,445,715	522,145	54,662,876
Tropical Park, Inc.	1,104,453	9,466,460	41,389,863	501,010	52,461,786
Total Thoroughbred Permitholders	<u>8,740,566</u>	<u>74,345,846</u>	<u>326,645,038</u>	<u>3,950,780</u>	<u>413,682,230</u>
Harness Racing Associations					
Pompano Park Racing (PPI, Inc.)	1,013,578	11,942,295	45,727,279	592,759	59,275,911
TOTAL FOR ALL PERMITHOLDERS	<u>\$18,208,291</u>	<u>\$160,178,167</u>	<u>\$634,430,051</u>	<u>\$4,543,539</u>	<u>\$817,360,048</u>

SUMMARY OF PERMITHOLDER REVENUE FOR REGULAR PERFORMANCES - INTERTRACK

Fiscal Year 2001/2002	Permitholder Commissions	Performance Tax Credit	Breaks	Players/ Owners' Awards	Withheld For Purses	Permitholder Revenues From Pari-Mutuel Handle
Greyhound Racing Associations						
Bet Miami Greyhounds	\$2,987,172	\$273,257	\$34,859	\$0	\$0	\$3,295,288
Flagler Greyhound (West Flagler Associates, Ltd.)	3,879,032	351,798	44,780	0	0	4,275,610
Hollywood Greyhound (Hartman & Tyner, Inc.)	3,334,779	208,677	38,308	0	0	3,581,764
Jacksonville Kennel Club, Inc.	4,123,822	564,342	37,657	0	0	4,725,821
Orange Park Kennel Club, Inc.	8,896,574	405,645	74,002	0	0	9,376,221
Palm Beach Kennel (Inv. Corp. Of Palm Beach)	12,248,749	635,752	122,591	0	0	13,007,092
St. Johns Greyhound (Bayard Raceways, Inc.)	3,761,504	575,537	33,692	0	0	4,370,733
St. Petersburg Kennel Club, Inc.	9,019,276	436,139	72,202	0	0	9,527,617
Tampa Greyhound (Associated Outdoor Club, Inc.)	8,339,705	1,488,915	74,964	0	0	9,903,584
Total Greyhound Permitholders	56,590,613	4,940,062	533,055	0	0	62,063,730
Jai Alai Permitholders						
Dania Jai Alai (Div. Of The Aragon Group, Inc.)	2,369,640	344,473	12,387	0	0	2,726,500
Miami Jai Alai (Florida Gaming Centers)	2,741,149	785,752	14,545	0	0	3,541,446
Summer Jai Alai	2,491,282	914,050	14,124	0	0	3,419,456
Summersport Enterprises, Ltd.	1,855,196	272,448	11,250	0	0	2,138,894
Total Jai Alai Permitholders	9,457,267	2,316,723	52,306	0	0	11,826,296
Thoroughbred Racing Associations						
Calder Race Course, Inc.	34,073,787	0	966,138	0	2,410,566	37,450,491
Gulfstream Park Racing Association, Inc.	14,027,714	0	457,833	0	2,363,862	16,849,409
Tampa Bay Downs, Inc.	8,659,125	0	244,938	0	1,675,423	10,579,486
Tropical Park, Inc.	8,306,486	0	232,135	0	927,839	9,466,460
Total Thoroughbred Permitholders	65,067,112	0	1,901,044	0	7,377,690	74,345,846
Harness Racing Associations						
Pompano Park Racing (PPI, Inc.)	11,144,546	0	236,911	0	560,838	11,942,295
TOTAL FOR ALL PERMITHOLDERS	\$142,259,538	\$7,256,785	\$2,723,316	\$0	\$7,938,528	\$160,178,167

COMPONENTS OF HANDLE FOR CHARITY/SCHOLARSHIP PERFORMANCES - ON-TRACK

Fiscal Year 2001/2002	Minimum Required Payment (1)	Permitholder Commissions	Breaks	Public Pool	Players'/ Owners' Awards	Withheld For Purses	Collection For Awards Program	Daily License Fee	Total Pari-Mutuel Handle
Greyhound Racing Associations									
Bet Miami Greyhounds	\$73,667	\$156,384	\$2,666	\$819,074	\$0	\$0	\$0	\$13,700	\$1,065,491
Bonita-Ft. Myers Greyhound (S.W. FL Enterprises)	74,552	134,381	3,344	757,309	0	0	0	11,360	980,946
CCC Racing (Formerly Seminole Greyhound)	34,026	56,332	984	345,162	0	0	0	11,200	447,704
Daytona Beach Kennel Club, Inc.	54,383	120,465	1,821	527,701	0	0	0	11,200	715,570
Ebro Greyhound Park (Washington County KC)	29,105	75,063	932	267,140	0	0	0	10,720	382,960
Flagler Greyhound (West Flagler Associates, Ltd.)	69,189	143,845	2,478	774,704	0	0	0	13,620	1,003,836
Hollywood Greyhound (Hartman & Tyner, Inc.)	94,817	209,114	2,989	1,054,758	0	0	0	13,700	1,375,378
Jacksonville Kennel Club, Inc.	91,181	179,757	2,284	915,572	0	0	0	11,680	1,200,474
Jefferson County Kennel Club, Inc.	20,140	46,390	477	187,674	0	0	0	10,320	265,001
Melbourne Greyhound (Sports Palace, Inc.)	26,078	58,000	1,273	245,786	0	0	0	12,000	343,137
Orange Park Kennel Club, Inc.	69,200	133,671	1,737	694,314	0	0	0	11,600	910,522
Palm Beach Kennel (Inv. Corp. Of Palm Beach)	126,675	252,151	4,039	1,272,314	0	0	0	11,600	1,666,779
Sanford-Orlando Kennel Club, Inc.	44,392	76,721	1,412	450,385	0	0	0	11,200	584,110
Sarasota Kennel Club, Inc.	61,068	109,079	2,818	621,603	0	0	0	8,960	803,528
St. Johns Greyhound (Bayard Raceways, Inc.)	64,847	125,512	1,644	657,456	0	0	0	12,100	861,559
St. Petersburg Kennel Club, Inc.	205,992	416,831	7,038	2,068,954	0	0	0	11,600	2,710,415
Tampa Greyhound (Associated Outdoor Club, Inc.)	89,664	171,769	2,827	904,325	0	0	0	11,200	1,179,785
Total Greyhound Permitholders	<u>1,228,976</u>	<u>2,465,465</u>	<u>40,763</u>	<u>12,564,231</u>	<u>0</u>	<u>0</u>	<u>0</u>	<u>197,760</u>	<u>16,497,195</u>
Jai Alai Permitholders									
Dania Jai Alai (Div. Of The Aragon Group, Inc.)	5,146	52,366	0	196,967	0	0	337	2,480	257,296
Florida Jai Alai (Orlando-Seminole Jai Alai, Inc.)	2,799	100,216	0	359,143	0	0	695	6,160	469,013
Ft. Pierce Jai Alai (Florida Gaming Centers)	1,390	33,291	0	93,559	0	0	218	1,040	129,498
Miami Jai Alai (Florida Gaming Centers)	17,243	199,663	0	638,338	0	0	941	5,960	862,145
Ocala Jai Alai (Lake Fron, Inc.)	117	9,461	0	25,862	0	0	34	400	35,874
Summer Jai Alai	16,848	195,084	0	623,656	0	0	876	5,960	842,424
Summersport Enterprises, Ltd.	162	14,625	0	51,749	0	0	100	960	67,596
Total Jai Alai Permitholders	<u>43,705</u>	<u>604,706</u>	<u>0</u>	<u>1,989,274</u>	<u>0</u>	<u>0</u>	<u>3,201</u>	<u>22,960</u>	<u>2,663,846</u>
Thoroughbred Racing Associations									
Calder Race Course, Inc.	57,864	1,644,991	59,447	9,159,119	33,459	498,787	110,521	8,700	11,572,888
Gulfstream Park Racing Association, Inc.	49,804	1,148,325	59,608	7,980,728	38,647	580,838	95,126	7,800	9,960,876
Tropical Park, Inc.	40,430	1,088,645	40,054	6,399,550	27,006	404,730	77,222	8,400	8,086,037
Total Thoroughbred Permitholders	<u>148,098</u>	<u>3,881,961</u>	<u>159,109</u>	<u>23,539,397</u>	<u>99,112</u>	<u>1,484,355</u>	<u>282,869</u>	<u>24,900</u>	<u>29,619,801</u>
Harness Racing Associations									
Pompano Park Racing (PPI, Inc.)	8,594	315,674	3,884	1,313,243	0	64,718	3,647	9,000	1,718,760
TOTAL FOR ALL PERMITHOLDERS	<u>\$1,429,373</u>	<u>\$7,267,806</u>	<u>\$203,756</u>	<u>\$39,406,145</u>	<u>\$99,112</u>	<u>\$1,549,073</u>	<u>\$289,717</u>	<u>\$254,620</u>	<u>\$50,499,602</u>

(1) Net of Tax on Attendance

COMPONENTS OF HANDLE FOR CHARITY/SCHOLARSHIP PERFORMANCES - INTERTRACK

Fiscal Year 2001/2002	Minimum Required Payment	Permitholder Commissions	Breaks	Public Pool	Withheld For Purses	Collection For Awards Program	Total Pari-Mutuel Handle
Greyhound Racing Associations							
Bet Miami Greyhounds	\$50,069	\$157,564	\$1,946	\$692,043	\$0	\$0	\$901,622
Flagler Greyhound (West Flagler Associates, Ltd.)	64,563	194,022	2,335	877,911	0	0	1,138,831
Hollywood Greyhound (Hartman & Tyner, Inc.)	48,452	169,482	2,063	712,525	0	0	932,522
Jacksonville Kennel Club, Inc.	135,311	431,505	4,576	1,832,247	0	0	2,403,639
Orange Park Kennel Club, Inc.	127,643	475,147	4,222	1,939,406	0	0	2,546,418
Palm Beach Kennel (Inv. Corp. Of Palm Beach)	62,098	309,777	3,181	1,199,254	0	0	1,574,310
St. Johns Greyhound (Bayard Raceways, Inc.)	151,027	479,563	4,704	2,045,475	0	0	2,680,769
St. Petersburg Kennel Club, Inc.	154,806	519,188	4,519	2,132,513	0	0	2,811,026
Tampa Greyhound (Associated Outdoor Club, Inc.)	152,470	462,834	4,049	1,985,237	0	0	2,604,590
Total Greyhound Permitholders	<u>946,439</u>	<u>3,199,082</u>	<u>31,595</u>	<u>13,416,611</u>	<u>0</u>	<u>0</u>	<u>17,593,727</u>
Jai Alai Permitholders							
Dania Jai Alai (Div. Of The Aragon Group, Inc.)	6,563	46,111	244	171,853	0	0	224,771
Miami Jai Alai (Florida Gaming Centers)	40,652	160,701	890	578,525	0	0	780,768
Summer Jai Alai	52,765	141,762	833	558,447	0	0	753,807
Summersport Enterprises, Ltd.	2,126	13,741	88	51,971	0	0	67,926
Total Jai Alai Permitholders	<u>102,106</u>	<u>362,315</u>	<u>2,055</u>	<u>1,360,796</u>	<u>0</u>	<u>0</u>	<u>1,827,272</u>
Thoroughbred Racing Associations							
Calder Race Course, Inc.	268,273	2,048,557	54,910	10,327,024	197,162	124,344	13,020,270
Gulfstream Park Racing Association, Inc.	157,361	1,045,570	37,760	5,766,288	172,619	69,226	7,248,824
Tropical Park, Inc.	158,955	1,158,554	32,583	6,000,984	160,686	72,429	7,584,191
Total Thoroughbred Permitholders	<u>584,589</u>	<u>4,252,681</u>	<u>125,253</u>	<u>22,094,296</u>	<u>530,467</u>	<u>265,999</u>	<u>27,853,285</u>
Harness Racing Associations							
Pompano Park Racing (PPI, Inc.)	29,542	296,465	6,837	1,268,037	24,161	16,415	1,641,457
TOTAL FOR ALL PERMITHOLDERS	<u>\$1,662,676</u>	<u>\$8,110,543</u>	<u>\$165,740</u>	<u>\$38,139,740</u>	<u>\$554,628</u>	<u>\$282,414</u>	<u>\$48,915,741</u>

TOTAL REGULAR AND CHARITY/SCHOLARSHIP HANDLE

Fiscal Year 2001/2002

Greyhound Racing Associations

	ON-TRACK		INTERTRACK		TOTAL REGULAR HANDLE
	Live	Simulcast	ITW	ITWS	
Bet Miami Greyhounds/Biscayne	\$8,970,536	\$6,639,391	\$9,936,259	\$6,120,800	\$31,666,986
Bonita-Ft. Myers Greyhound (S.W. FL Enterprises)	25,593,825	0	0	0	25,593,825
CCC Racing (Formerly Seminole Greyhound)	6,849,089	0	0	0	6,849,089
Daytona Beach Kennel Club, Inc.	18,566,659	0	0	0	18,566,659
Ebro Greyhound Park (Washington County Kennel Club)	6,072,455	0	0	0	6,072,455
Flagler Greyhound (West Flagler Associates, Ltd.)	9,975,318	6,313,490	13,625,851	7,613,136	37,527,795
Hollywood Greyhound (Hartman & Tyner, Inc.)	13,098,287	8,874,263	10,830,751	6,304,739	39,108,040
Jacksonville Kennel Club, Inc.	9,422,635	0	21,882,831	0	31,305,466
Jefferson County Kennel Club, Inc.	5,111,543	0	0	0	5,111,543
Melbourne Greyhound (Sports Palace, Inc.)	1,881,217	0	0	0	1,881,217
Orange Park Kennel Club, Inc.	15,096,977	38,220	44,718,300	376,784	60,230,281
Palm Beach Kennel (Inv. Corp. Of Palm Beach)	48,128,507	5,301	63,990,640	0	112,124,448
Pensacola Greyhound Track, Inc.	8,687,707	0	0	0	8,687,707
Sanford-Orlando Kennel Club, Inc.	8,345,110	0	0	0	8,345,110
Sarasota Kennel Club, Inc.	12,332,393	0	0	0	12,332,393
St. Johns Greyhound (Bayard Raceways, Inc.)	6,202,591	0	19,865,691	0	26,068,282
St. Petersburg Kennel Club, Inc.	35,655,618	5,830	47,189,139	4,755	82,855,342
Tampa Greyhound (Associated Outdoor Club, Inc.)	16,809,524	2,923	44,232,196	12,893	61,057,536
Total Greyhound Permitholders	256,799,991	21,879,418	276,271,658	20,433,107	575,384,174

Jai Alai Permitholders

Dania Jai Alai (Div. Of The Aragon Group, Inc.)	12,992,193	34,779	11,368,898	204,402	24,600,272
Florida Jai Alai (Orlando-Seminole Jai Alai, Inc.)	11,972,275	0	0	0	11,972,275
Ft. Pierce Jai Alai (Florida Gaming Centers)	2,432,807	0	0	0	2,432,807
Miami Jai Alai (Florida Gaming Centers)	13,360,114	0	13,671,634	0	27,031,748
Ocala Jai Alai (Lake Fron, Inc.)	606,890	0	0	0	606,890
Summer Jai Alai	12,700,981	0	13,200,745	0	25,901,726
Summersport Enterprises, Ltd.	8,587,415	623,246	7,095,356	2,156,107	18,462,124
Total Jai Alai Permitholders	62,652,675	658,025	45,336,633	2,360,509	111,007,842

Thoroughbred Racing Associations

Calder Race Course, Inc.	52,546,048	108,305,648	34,436,662	175,979,431	371,267,789
Gulfstream Park Racing Association, Inc.	82,926,578	51,811,052	33,769,463	62,372,012	230,879,105
Hialeah Racing Association, Llc.	0	0	0	0	0
Tampa Bay Downs, Inc.	23,600,356	17,080,603	23,934,620	30,728,256	95,343,835
Tropical Park, Inc.	20,877,307	28,294,253	13,254,847	39,206,939	101,633,346
Total Thoroughbred Permitholders	179,950,289	205,491,556	105,395,592	308,286,638	799,124,075

Harness Racing Associations

Pompano Park Racing (PPI, Inc.)	16,236,498	35,916,965	8,773,684	50,502,227	111,429,374
---------------------------------	------------	------------	-----------	------------	-------------

TOTAL FOR ALL PERMITHOLDERS

#####	\$263,945,964	\$435,777,567	\$381,582,481		\$1,596,945,465
-------	---------------	---------------	---------------	--	-----------------

	ON-TRACK		INTERTRACK		TOTAL CHARITY HANDLE
	Live	Simulcast	ITW	ITWS	
	\$717,377	\$348,114	\$574,567	\$327,055	\$1,967,113
	980,946	0	0	0	980,946
	447,704	0	0	0	447,704
	715,570	0	0	0	715,570
	382,960	0	0	0	382,960
	665,623	338,213	769,370	369,461	2,142,667
	912,921	462,457	592,213	340,309	2,307,900
	1,197,849	2,625	2,402,914	725	3,604,113
	265,001	0	0	0	265,001
	343,137	0	0	0	343,137
	910,522	0	2,546,418	0	3,456,940
	1,666,779	0	1,574,310	0	3,241,089
	0	0	0	0	0
	584,110	0	0	0	584,110
	803,528	0	0	0	803,528
	831,494	30,065	2,372,874	307,895	3,542,328
	2,710,415	0	2,811,026	0	5,521,441
	1,179,785	0	2,604,590	0	3,784,375
	15,315,721	1,181,474	16,248,282	1,345,445	34,090,922
	257,296	0	224,771	0	482,067
	469,013	0	0	0	469,013
	129,498	0	0	0	129,498
	862,145	0	780,768	0	1,642,913
	35,874	0	0	0	35,874
	842,424	0	753,807	0	1,596,231
	67,596	0	67,926	0	135,522
	2,663,846	0	1,827,272	0	4,491,118
	5,021,732	6,551,156	2,816,603	10,203,667	24,593,158
	6,012,480	3,948,396	2,465,991	4,782,833	17,209,700
	0	0	0	0	0
	0	0	0	0	0
	4,078,115	4,007,922	2,295,517	5,288,674	15,670,228
	15,112,327	14,507,474	7,578,111	20,275,174	57,473,086
	784,470	934,290	402,684	1,238,773	3,360,217
TOTAL FOR ALL PERMITHOLDERS	\$33,876,364	\$16,623,238	\$26,056,349	\$22,859,392	\$99,415,343

TOTAL REVENUE FROM REGULAR PERFORMANCES

Fiscal Year 2001/2002

	LIVE			SIMULCAST			ITW	ITW SIM	TOTAL TAXES COLLECTED
	Tax on Handle	Daily License Fee	Total Live Taxes Collected	Tax on Handle	Daily License Fee	Total Simulcast Taxes Collected	Tax on Handle	Tax on Handle	
Greyhound Racing Associations									
Bet Miami Greyhounds	\$344,414	\$111,040	\$455,454	\$256,319	\$35,000	\$291,319	\$289,363	\$157,381	\$1,193,517
Bonita-Ft. Myers Greyhound (S.W. FL Enterprises)	613,568	170,400	783,968	0	0	0	0	0	783,968
CCC Racing (Formerly Seminole Greyhound)	0	0	0	0	0	0	0	0	0
Daytona Beach Kennel Club, Inc.	348,398	178,000	526,398	0	0	0	0	0	526,398
Ebro Greyhound Park (Washington County KC)	286,283	208,640	494,923	0	0	0	0	0	494,923
Flagler Greyhound (West Flagler Associates, Ltd.)	365,075	136,560	501,635	234,752	43,500	278,252	417,956	201,501	1,399,344
Hollywood Greyhound (Hartman & Tyner, Inc.)	508,733	126,320	635,053	347,130	39,500	386,630	301,234	180,074	1,502,991
Jacksonville Kennel Club, Inc.	232,639	53,520	286,159	0	0	0	486,578	0	772,737
Jefferson County Kennel Club, Inc.	203,078	220,400	423,478	0	0	0	0	0	423,478
Melbourne Greyhound (Sports Palace, Inc.)	14,539	18,000	32,539	0	0	0	0	0	32,539
Orange Park Kennel Club, Inc.	646,312	164,080	810,392	2,102	1,000	3,102	1,362,235	18,191	2,193,920
Palm Beach Kennel (Inv. Corp. Of Palm Beach)	2,155,881	406,240	2,562,121	140	80	220	2,214,678	0	4,777,019
Pensacola Greyhound Track, Inc.	92,708	63,280	155,988	0	0	0	0	0	155,988
Sanford-Orlando Kennel Club, Inc.	9,781	6,720	16,501	0	0	0	0	0	16,501
Sarasota Kennel Club, Inc.	236,515	69,440	305,955	0	0	0	0	0	305,955
St. Johns Greyhound (Bayard Raceways, Inc.)	131,593	40,880	172,473	0	0	0	365,246	0	537,719
St. Petersburg Kennel Club, Inc.	1,527,219	196,640	1,723,859	321	720	1,041	1,830,279	248	3,555,427
Tampa Greyhound (Associated Outdoor Club, Inc.)	279,491	72,800	352,291	0	0	0	610,430	0	962,721
Total Greyhound Permitholders	7,996,227	2,242,960	10,239,187	840,764	119,800	960,564	7,877,999	557,395	19,635,144
Jai Alai Permitholders									
Dania Jai Alai (Div. Of The Aragon Group, Inc.)	0	126,480	126,480	0	2,500	2,500	0	0	128,980
Florida Jai Alai (Orlando-Seminole Jai Alai, Inc.)	27,664	208,840	236,504	0	0	0	0	0	236,504
Ft. Pierce Jai Alai (Florida Gaming Centers)	1,417	52,000	53,417	0	0	0	0	0	53,417
Miami Jai Alai (Florida Gaming Centers)	0	117,880	117,880	0	0	0	0	0	117,880
Ocala Jai Alai (Lake Fron, Inc.)	0	34,800	34,800	0	0	0	0	0	34,800
Summer Jai Alai	0	120,160	120,160	0	0	0	0	0	120,160
Summersport Enterprises, Ltd.	4,854	88,960	93,814	681	35,000	35,681	14,553	4,200	148,247
Total Jai Alai Permitholders	33,935	749,120	783,055	681	37,500	38,181	14,553	4,200	839,989
Thoroughbred Racing Associations									
Calder Race Course, Inc.	262,730	137,000	399,730	541,529	93,000	634,529	627,097	3,810,910	5,472,266
Gulfstream Park Racing Association, Inc.	395,695	84,200	479,895	259,055	53,500	312,555	585,648	1,496,928	2,875,026
Hialeah Racing Association, Llc.	0	0	0	0	0	0	0	0	0
Tampa Bay Downs, Inc.	118,002	97,300	215,302	85,403	70,500	155,903	378,052	737,478	1,486,735
Tropical Park, Inc.	104,387	50,400	154,787	141,471	27,000	168,471	243,029	861,424	1,427,711
Total Thoroughbred Permitholders	880,814	368,900	1,249,714	1,027,458	244,000	1,271,458	1,833,826	6,906,740	11,261,738
Harness Racing Associations									
Pompano Park Racing (PPI, Inc.)	81,183	184,100	265,283	179,586	178,000	357,586	274,772	738,806	1,636,447
TOTAL FOR ALL PERMITHOLDERS	\$8,992,159	\$3,545,080	\$12,537,239	\$2,048,489	\$579,300	\$2,627,789	\$10,001,150	\$8,207,141	\$33,373,319

**DIVISION OF PARI-MUTUEL WAGERING
SUMMARY OF STATE REVENUE FROM PARI-MUTUEL ACTIVITIES
FISCAL YEAR 2001/2002**

State Revenue From Regular Performances	
Tax on Attendance	\$ 298,168
Daily License Fees	4,124,380
Tax on Handle	11,040,648
Total State Revenue From Regular Performances	<u>15,463,196</u>
State Revenue From Intertrack Performances	
Tax on Handle	18,208,291
State Revenue From Charity Performances	
Daily License Fees	254,620
Total State Revenue From Pari-Mutuel Performances	<u>33,926,107</u>
Other State Revenue ¹	
Occupational Licenses	607,120
Fingerprint Fees	242,818
Escheated Tickets From Greyhound and Jai Alai	1,913,007
Racing Scholarship Funds	6,752
Racing Research Trust Fund - Fines	34,450
Miscellaneous Revenue	6,624
Miscellaneous Fines	1,000
Total Other State Revenue	<u>2,811,771</u>
Quarter Horse Promotional Trust Fund Revenue ²	
Breaks - Regular and Charity Performances	439
1% of Regular Handle - Arabians	4,591
Total Quarter Horse Promotional Trust Fund Revenue	<u>5,030</u>
Cardrooms	
Table Fees	76,000
Gross Receipts	283,778
Occupational Licenses	11,340
Total Cardroom Revenue	<u>371,118</u>
Total Revenue Generated	<u>\$ 37,114,026</u>

¹Escheated Tickets from Greyhound Racing and Jai Alai Gaming; Racing Research Trust Fund fines and Racing Scholarship Funds distributed to the Department of Education

²Quarter Horse Promotional Trust Fund Revenue distributed to the Department of Agriculture

COLLECTIONS FOR PROMOTIONAL TRUST FUNDS AND BREEDERS' ASSOCIATIONS

Fiscal Year 2001/2002	.955% of Handle	1% Quarter Horse P/M Handle	Breaks	Escheated P/M Tickets	1% ITW Handle	Other Remittances	Total Collected
FLORIDA THOROUGHBRED BREEDERS' ASSOCIATION							
Calder Race Course, Inc.	\$ 3,780,472	\$	\$	\$	\$	\$ 306,187	\$ 4,086,659
Gulfstream Park Racing Association, Inc.	2,369,248					694,315	3,063,563
Tampa Bay Downs, Inc.	906,149					83,509	989,658
Tropical Park, Inc.	1,120,249					199,482	1,319,731
Total	<u>8,176,118</u>	<u>0</u>	<u>0</u>	<u>0</u>	<u>0</u>	<u>1,283,493</u>	<u>9,459,611</u>
FLORIDA STANDARDBRED BREEDERS' AND OWNERS' ASSOCIATION							
Pompano Park Associates, Ltd.	<u>0</u>	<u>0</u>	<u>84,529</u>	<u>75,342</u>	<u>609,174</u>	<u>183,798</u>	<u>952,843</u>
DEPARTMENT OF AGRICULTURE: ARABIAN RACING PROMOTION FUND							
Tampa Bay Downs - Arabians	<u>0</u>	<u>4,591</u>	<u>439</u>	<u>0</u>	<u>0</u>	<u>0</u>	<u>5,030</u>
TOTAL COLLECTIONS¹	<u>\$ 8,176,118</u>	<u>\$ 4,591</u>	<u>\$ 84,968</u>	<u>\$ 75,342</u>	<u>\$ 609,174</u>	<u>\$ 1,467,291</u>	<u>\$ 10,417,484</u>

¹ Collections as reported by trust funds and breeders' associations.

FISCAL YEAR COMPARATIVE DATA

Beginning with the 1931/1932 Fiscal Year, the division began collecting taxes on pari-mutuel wagering. Pari-mutuel handle and state revenue has varied each year since the inception of pari-mutuel wagering regulation. During this first year, the pari-mutuel industry operated 462 racing days in Florida, which resulted in state revenue of \$737,301; total paid attendance of 1,157,161; and total pari-mutuel handle of \$17,365,424.

For Fiscal Years 1931/1932 through 2001/2002, average state revenue as a percent of pari-mutuel handle was 6.23 percent, which corresponds to nearly \$3.7 billion in state revenue and approximately \$59 billion in pari-mutuel handle.

Shown below is a summary of pari-mutuel handle and state revenue for Fiscal Years 1992/1993 through 2001/2002.

PARI-MUTUEL HANDLE AND STATE REVENUE SUMMARY

<i>Fiscal Year</i>	<i>Number of Racing Days</i>	<i>Total Paid Attendance</i>	<i>Total Pari-Mutuel Handle*</i>	<i>State Revenue as a Percent of Handle</i>	<i>Total State Revenue**</i>
1992/1993	5,065	12,620,914	\$1,693,636,924	6.54%	\$110,834,173
1993/1994	5,169	11,428,607	\$1,639,598,007	6.50%	\$106,599,999
1994/1995	4,845	10,285,062	\$1,582,305,874	6.13%	\$97,049,614
1995/1996	4,692	9,403,703	\$1,525,851,211	6.09%	\$92,976,956
1996/1997	4,773	8,579,944	\$1,592,442,941	4.80%	\$76,335,094
1997/1998	4,969	7,679,823	\$1,609,182,244	4.44%	\$71,475,527
1998/1999	4,604	3,621,059	\$1,611,699,224	3.90%	\$62,934,837
1999/2000	4,557	3,437,073	\$1,656,229,260	3.61%	\$59,785,130
2000/2001	4,475	3,040,755	\$1,602,300,077	2.30%	\$36,819,451
2001/2002	4,487	2,836,869	\$1,596,945,465	2.32%	\$37,114,026

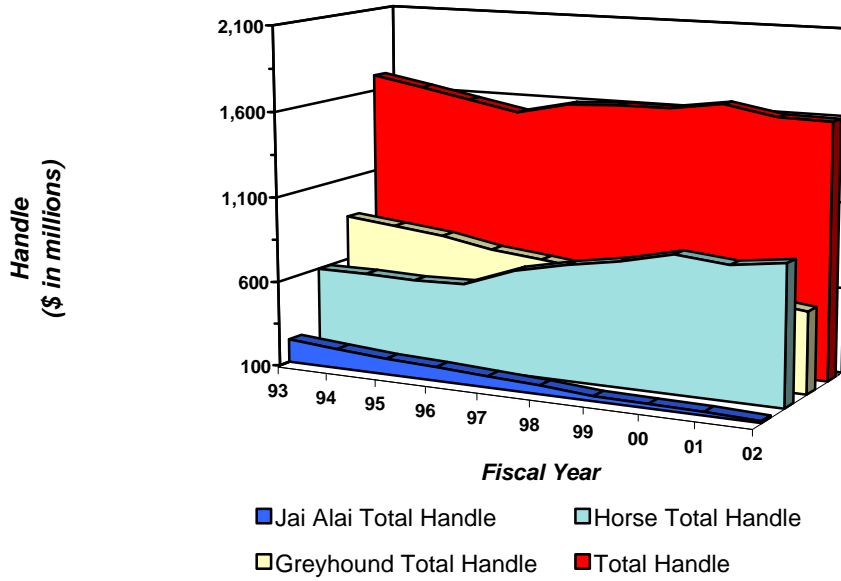
Note: Due to the revision of Section 550.0951(2)(b), F.S., which no longer requires tax on free admission, this chart only reflects **paid** admissions beginning in Fiscal Year 1998/1999.

*Excludes charity/scholarship handle

**Includes taxes, fees, fines, and miscellaneous state revenue

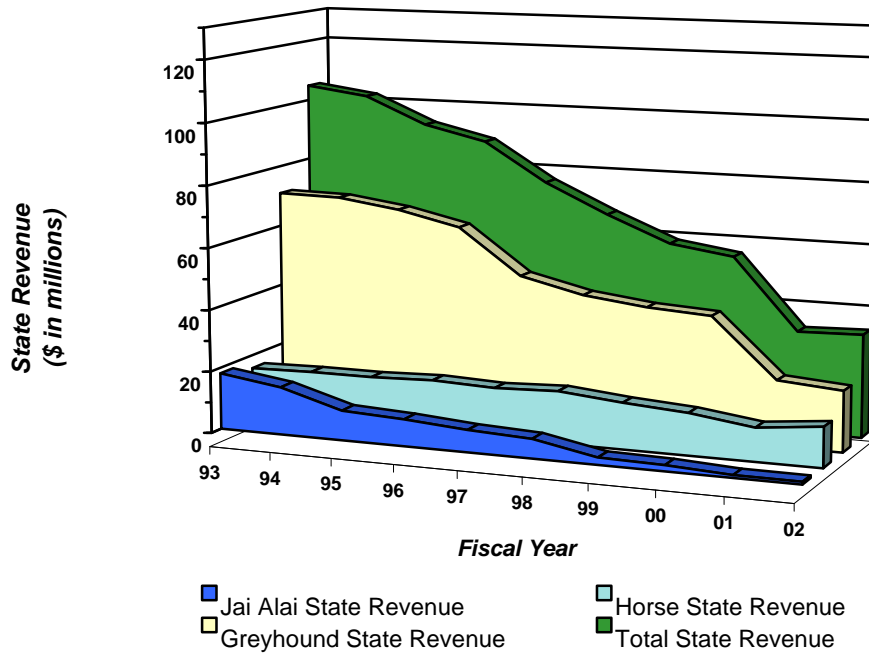
Pari-Mutuel Handle by Industry

Fiscal Years 1992/93-2001/2002



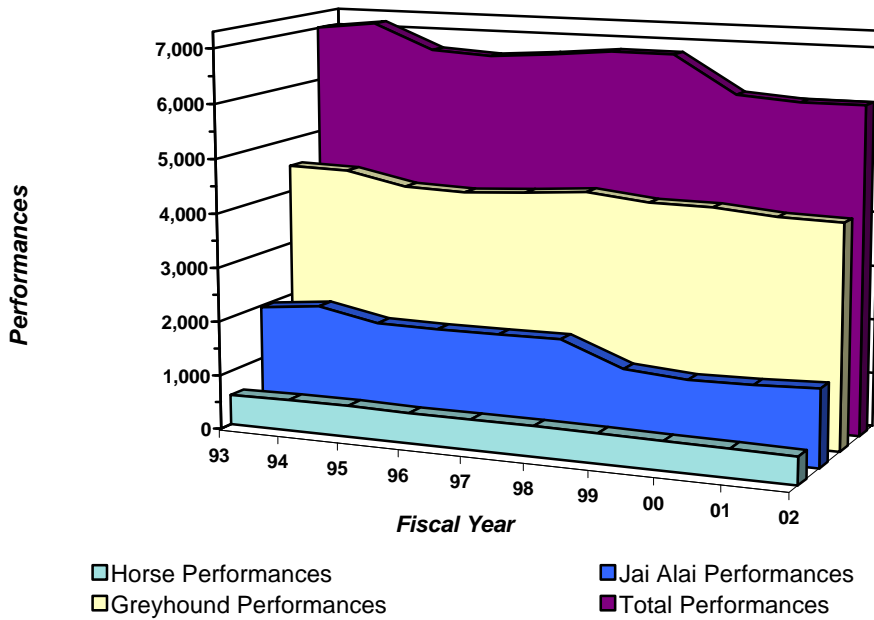
State Tax Revenue by Industry

Fiscal Years 1992/93 -2001/2002



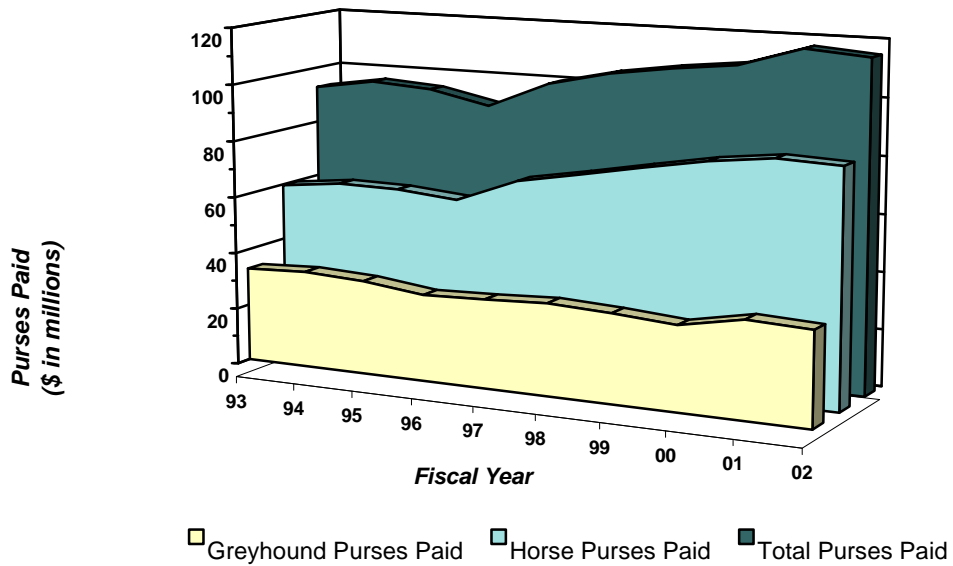
Number of Pari-Mutuel Performances

Fiscal Years 1992/93-2001/2002



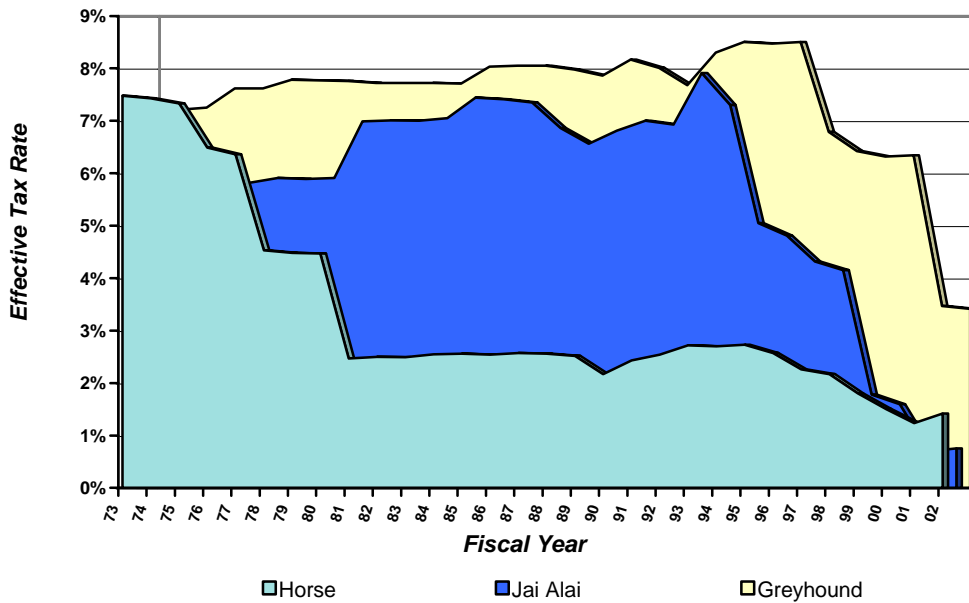
Purses Paid

Fiscal Years 1992/93-2001/2002



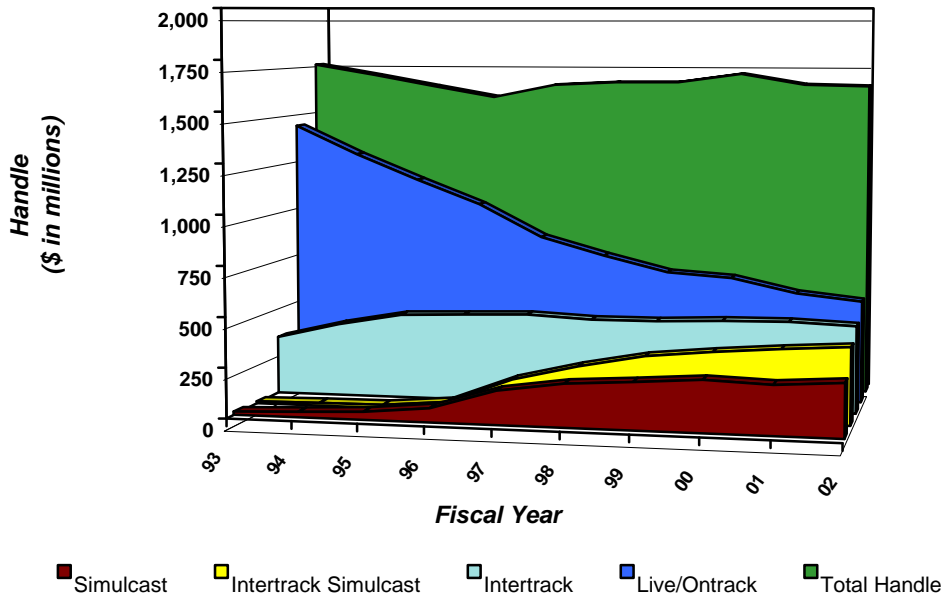
Total Tax as a Percentage of Handle

ALL INDUSTRIES
Fiscal Years 1972/73-2001/2002



Total Pari-Mutuel Handle

ALL PERMITHOLDERS
Fiscal Years 1992/93-2001/2002



CHARITY AND SCHOLARSHIP PERFORMANCES

With several exceptions, each permitholder may operate up to five additional days designated as charity or scholarship days during their regular meet. Proceeds from these additional days are paid to approved charities, major state and private institutions of higher learning, community colleges, the Historic Resources Operating Trust Fund or the Racing Scholarship Trust Fund. A list of proposed recipients is submitted annually by the permitholder to the division for approval. The division reviews the list of proposed recipients for compliance with the basic requirements for charitable organizations established by Florida law. The amount contributed to charitable organizations is determined by calculating the amount of taxes due to the state had it been a regular performance. A minimum of \$3,115,922 was paid to charitable organizations during Fiscal Year 2001/2002, bringing the total proceeds disbursed since 1985 to \$48,094,205.

RACING SCHOLARSHIP TRUST FUND

The Racing Scholarship Trust Fund is administered by the Division of Colleges and Universities of the Board of Education and is used to provide scholarships to deserving students who are attending Florida's colleges and universities. A total of \$16,841,861 has been paid to this fund since the program began in 1949. The amount contributed to the fund this fiscal year is detailed below.

Racing Scholarship Trust Fund	
Washington County Kennel Club, Inc.	\$4,752
Pompano Park Racing (PPI, Inc.)	\$2,000
Total For 2001/2002 Fiscal Year	\$6,752

ABANDONED WINNING TICKETS

Abandoned pari-mutuel tickets are winning tickets that remain uncashed for a period of one year. The value of greyhound and jai alai abandoned tickets sold for live on-track races or games escheat to the state. These funds are deposited into the State School Fund for the support and maintenance of Florida's public schools. Since 1957, the total paid into this fund is \$78,027,166. The amount collected in abandoned winning tickets for the State School Fund for this fiscal year is detailed below.

Abandoned Winning Tickets	
Greyhound Permitholders	\$1,634,973
Jai Alai Permitholders	\$278,034
Total For 2001/2002 Fiscal Year	\$1,913,007

In harness and quarter horse racing, abandoned winning tickets are paid to the respective breeders' associations. These funds are used to promote the Florida horse breeding industry and the amounts for Fiscal year 2001/2002 are detailed in the Schedule of Collections for Promotional Funds and Breeders' Associations.

REVENUE COLLECTED BY COUNTY

**REVENUE COLLECTED BY GEOGRAPHIC LOCATION
FOR FISCAL YEAR 2001/2002**

County	Active Pari-Mutuel Wagering Permits	Paid Attendance	On-Track Handle	ITW Handle	State Revenues From Performances *
Brevard	1 Greyhound	19,346	\$ 1,881,217	\$ 0	\$ 32,869
Broward	1 Greyhound, 2 Jai Alai, 1 Thoroughbred, 1 Harness	698,450	231,101,276	193,377,639	6,393,726
Clay	1 Greyhound	91,101	15,135,197	45,095,084	2,201,203
Dade	2 Greyhound, 2 Jai Alai, 3 Thoroughbred	403,837	267,983,086	327,046,304	9,795,290
Duval	1 Greyhound	60,105	9,422,635	21,882,831	775,450
Escambia	1 Greyhound	13,520	8,687,707		156,834
Hillsborough	1 Greyhound, 1 Thoroughbred	193,781	57,493,406	98,907,965	2,475,274
Jefferson	1 Greyhound	57,497	5,111,543		428,515
Lee	1 Greyhound	3,967	25,593,825		785,372
Marion	1 Jai Alai	17,778	606,890		34,800
Palm Beach	1 Greyhound	447,406	48,133,808	63,990,640	4,813,811
Pinellas	1 Greyhound	147,029	35,661,448	47,193,894	3,568,253
St. Johns	1 Greyhound	35,328	6,202,591	19,865,691	539,081
St. Lucie	1 Jai Alai	30,734	2,432,807		59,256
Sarasota	1 Greyhound	121,496	12,332,393		310,447
Seminole	2 Greyhound, 1 Jai Alai	226,806	27,166,474		261,950
Volusia	1 Greyhound	237,223	18,566,659		537,465
Washington	1 Greyhound	31,465	6,072,455		501,891
Total	18 Greyhound, 7 Jai Alai, 5 Thoroughbred, 1 Harness	2,836,869	\$ 779,585,417	\$ 817,360,048	\$ 33,671,487

* Includes taxes and fees from regular performance only.

* Hialeah holds an active Thoroughbred license but had no activity in 2001/2002

COMPONENTS OF CARDROOM REVENUE BY ASSOCIATION

Fiscal Year 2001/2002

Greyhound Racing Associations

Bet Miami Greyhounds @ Hollywood Greyhound Track
 Bet Miami Greyhounds @ Flagler Greyhound
 Bonita-Ft. Myers Greyhound (S.W. FL. Enterprises)
 Daytona Beach Kennel Club
 Flagler Greyhound (West Flagler Associates, Ltd.)
 Hollywood Greyhound (Hartman & Tyner, Inc.)
 Palm Beach Kennel (Inv. Corp. of Palm Beach)
 St. Petersburg Kennel Club, Inc.
 Tampa Greyhound (Associated Outdoor Clubs, Inc.)
 Washington County Kennel Club, Inc.

Total Greyhound Permitholders

Jai Alai Permitholders

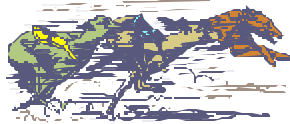
Miami Jai Alai
 Summer Jai Alai

Total Jai Alai Permitholders

TOTAL FOR ALL PERMITHOLDERS

County/ Municipality	Gross Receipts	Gross Receipts Tax	Table Fees	Total Taxes and Fees
Hallandale (Broward)	\$10,859	\$1,086	\$5,500	\$6,586
Dade	23,699	2,370	0	2,370
Lee	336,661	33,666	8,000	41,666
Volusia	665,436	66,544	8,500	75,044
Dade	57,651	5,765	5,500	11,265
Hallandale	33,291	3,329	4,500	7,829
Palm Beach	767,634	76,763	11,000	87,763
Pinellas	361,176	36,118	8,500	44,618
Hillsborough	136,483	13,648	4,500	18,148
Washington	132,876	13,288	3,000	16,288
	2,525,766	252,577	59,000	311,577
Dade	158,885	15,889	8,500	24,389
Dade	153,124	15,312	8,500	23,812
	312,009	31,201	17,000	48,201
	\$2,837,775	\$283,778	\$76,000	\$359,778

REVENUE AND OTHER DATA BY ASSOCIATION



GREYHOUND RACING

Florida remains the leader in greyhound racing in the United States with 16 tracks located in the state. These tracks are located in areas throughout Florida and accounted for a total of 4,125 performances during this past fiscal year.

During Fiscal Year 2001/2002, handle wagered at live greyhound performances decreased by seven percent. Intertrack handle wagered on broadcasts of live Florida greyhound performances decreased by four percent. Simulcast and intertrack simulcast handle wagered on broadcasts of performances from outside the state decreased by three percent and 15 percent respectively. The net effect on total handle resulted in a six percent decline for the Florida greyhound industry.

Corresponding with the decline in total handle was the decline of tax revenue to the state. Total tax to the state during Fiscal Year 2001/2002, declined by seven percent from the prior year. The greyhound industry accounted for approximately 59 percent of Florida's total revenue from pari-mutuel performances.

Total paid attendance decreased by 11 percent from the prior year. The division only reports paid attendance and does not include free admissions or complimentary passes in its data.

Greyhound permitholders reported paying \$33,963,063 in purses during Fiscal Year 2001/2002, which includes stakes, fees and sponsor contributions. The numerous stakes races conducted during the past year by greyhound permitholders is shown in detail on the individual permitholder pages of this section.

Nearly all of Florida's greyhound permitholders actively sponsor greyhound adoption programs. Many of the state's greyhound tracks provide for on-site adoption booths, animal welfare, funding, advertising, special events and public information. Adoption groups with area chapters around the state include the Greyhound Pets of America and the Greyhound Adoption League. In addition to these major groups, a few permitholders sponsor on-site programs to manage greyhound adoptions. Florida Statutes provide that greyhound permitholders receive credits applicable against taxes in an amount equal to the uncashed tickets remitted to the state in the prior fiscal year. Each permitholder is required to pay an amount equal to ten percent of the amount of the credit received to any bona fide organization, which promotes or encourages greyhound adoptions. During Fiscal Year 2001/2002, total contributions provided to greyhound adoption units amounted to \$278,622, which exceeded the minimum statutory requirement as well as the previous fiscal year's total contributions.

Total Number of Performances	4,125	Total Number of Racing Days	2,986
Total Admission Tax	\$107,921	Total Paid Attendance	1,622,914

Handle Distribution						
Handle Type	Public Pool	Total for Permitholder	Total to State*	%	Total Handle	%
Live	\$195,029,004	\$51,531,800	\$10,239,187	-9%	\$256,799,991	-7%
Simulcast	16,875,557	4,043,297	960,564	-4%	21,879,418	-3%
Intertrack	210,457,724	57,935,935	7,877,999	-5%	276,271,658	-4%
Intertrack Simulcast	15,747,917	4,127,795	557,395	-16%	20,433,107	-15%
	\$438,110,202	\$117,638,827	\$19,635,145	-7%	\$575,384,174	-6%

* Add admission tax to calculate total paid to state
 % = Total percentage increase or decrease from previous state fiscal year

Bet Miami Greyhounds

Broward/Dade County - Miami and Hallandale Beach, Florida
 Meet Period September 1, 2001 to October 20, 2001 - @ Flagler Greyhound Track (1)
 December 1, 2001 to December 31, 2001 - @ Hollywood Greyhound Track (2)
 May 1, 2002 to May 31, 2002 - @ Hollywood Greyhound Track

Flagler Greyhound Track
Telephone: 305.649.3000
Fax: 305.631.4525

Hollywood Greyhound Track
Telephone: 954.924.3200
Fax: 954.457.4229

Mailing Address
 P.O. Box 350940
 Miami, Florida 33135-0940

Mailing Address
 P.O. Box 2007
 Hollywood, Florida 33022-2007

Racing Results
 Performances 150
 Racing Days 107
 Paid Attendance 39,817
 Total Admission Tax \$4,778
 Purses Paid \$1,726,299

Major Stakes Races
 Friday Night Hot Box (Weekly) \$1,000

(1) See Flagler Greyhound Track for street address

(2) See Hollywood Greyhound Track for street address

Handle Distribution						
Handle Type	Public Pool	Total for Permitholder	Total to State*	%	Total Handle	%
Live	\$6,858,719	\$1,656,363	\$455,454	-17%	\$8,970,536	-17%
Simulcast	5,125,123	1,222,949	291,319	-5%	6,639,391	-2%
Intertrack	7,592,449	2,054,447	289,363	-19%	9,936,259	-21%
Intertrack Simulcast	4,722,578	1,240,841	157,381	-15%	6,120,800	-18%
	\$24,298,869	\$6,174,600	\$1,193,517	-15%	\$31,666,986	-16%

* Add admission tax to calculate total paid to state
 % = Total percentage increase or decrease from previous state fiscal year

Bonita-Fort Myers Greyhound Track

Southwest Florida Enterprises, Inc.
Lee County - Bonita Springs, Florida
 Meet Period July 1, 2001 to June 30, 2002
Telephone: 239.992.2411 • **Fax:** 239.947.9244

Mailing Address
 P.O. Box 2567
 Bonita Springs, Florida 34133-5620

Street Address
 10601 Bonita Beach Road, S. W.
 Bonita Springs, Florida 34135-5620

Racing Results
 Performances 379
 Racing Days 269
 Paid Attendance 3,967
 Total Admission Tax \$1,404
 Purses Paid \$2,318,469

Major Stakes Races
 Naples/Ft. Myers Derby \$25,000

Handle Distribution						
Handle Type	Public Pool	Total for Permitholder	Total to State*	%	Total Handle	%
Live	\$19,740,180	\$5,069,677	\$783,968	-19%	\$25,593,825	-9%
Simulcast	0	0	0	0%	0	-100%
Intertrack	0	0	0	0%	0	0%
Intertrack Simulcast	0	0	0	0%	0	0%
	\$19,740,180	\$5,069,677	\$783,968	-19%	\$25,593,825	-9%

* Add admission tax to calculate total paid to state
 % = Total percentage increase or decrease from previous state fiscal year

CCC Racing

Collins and Collins Partnership
Seminole County - Longwood, Florida

Meet Period July 2, 2001 to October 31, 2001

May 3, 2002 to June 29, 2002

Telephone: 407.831.1600 • Fax: 407.831.3997

Mailing Address

P.O. Box 520280
Longwood, Florida 32752-0280

Street Address

301 Dog Track Road
Longwood, Florida 32750

Racing Results

Performances 212
Racing Days 142
Paid Attendance 49,857
Total Admission Tax \$0
Purses Paid \$1,053,514

Major Stakes Races

CCC Sprint Classic \$8,000
CCC Distance Classic \$8,000

Handle Distribution

Handle Type	Public Pool	Total for Permitholder	Total to State*	%	Total Handle	%
Live	\$5,278,894	\$1,570,195	\$0	-100%	\$6,849,089	24%
Simulcast	0	0	0	0%	0	0%
Intertrack	0	0	0	0%	0	-100%
Intertrack Simulcast	0	0	0	0%	0	0%
	\$5,278,894	\$1,570,195	\$0	-100%	\$6,849,089	17%

* Add admission tax to calculate total paid to state

% = Total percentage increase or decrease from previous state fiscal year

Daytona Beach Kennel Club, Inc.

Volusia County - Daytona Beach, Florida

Meet Period July 2, 2001 to June 29, 2002

Telephone: 386.252.6484 • Fax: 386.252.4808

Mailing Address

P.O. Box 11470
Daytona Beach, Florida 32120

Street Address

2201 West International Speedway
Daytona Beach, Florida 32114

Racing Results

Performances 450
Racing Days 300
Paid Attendance 237,223
Total Admission Tax \$11,067
Purses Paid \$2,024,540

Handle Distribution

Handle Type	Public Pool	Total for Permitholder	Total to State*	%	Total Handle	%
Live	\$13,662,029	\$4,378,232	\$526,398	-15%	\$18,566,659	-11%
Simulcast	0	0	0	0%	0	0%
Intertrack	0	0	0	0%	0	0%
Intertrack Simulcast	0	0	0	0%	0	0%
	\$13,662,029	\$4,378,232	\$526,398	-15%	\$18,566,659	-11%

* Add admission tax to calculate total paid to state

% = Total percentage increase or decrease from previous state fiscal year

Ebro Greyhound Track

Washington County Kennel Club, Inc.
Washington County - Ebro, Florida
Meet Period July 1, 2001 to October 27, 2001
February 2, 2002 to June 29, 2002
Telephone: 850.234.3943 • Fax: 850.535.4442

Mailing Address
 6558 Dog Track Road
 Ebro, Florida 32437

Street Address
 6558 Dog Track Road
 Ebro, Florida 32437

Racing Results

Performances	194
Racing Days	158
Paid Attendance	31,465
Total Admission Tax	\$6,968
Purses Paid	\$727,938

Major Stakes Races

Mega Morris Juvenile	\$10,000
Ebro Derby	\$ 9,710
Super Marathon Championship	\$ 1,500
Future Champion	\$ 1,000

Handle Distribution

Handle Type	Public Pool	Total for Permitholder	Total to State*	%	Total Handle	%
Live	\$4,231,526	\$1,346,006	\$494,923	3%	\$6,072,455	-1%
Simulcast	0	0	0	0%	0	0%
Intertrack	0	0	0	0%	0	0%
Intertrack Simulcast	0	0	0	0%	0	0%
	\$4,231,526	\$1,346,006	\$494,923	3%	\$6,072,455	-1%

* Add admission tax to calculate total paid to state
 % = Total percentage increase or decrease from previous state fiscal year

Flagler Greyhound Track

West Flagler Associates, Ltd.
Dade County - Miami, Florida
Meet Period July 1, 2001 to August 31, 2001
October 21, 2001 to November 30, 2001
June 1, 2002 to June 30, 2002
Telephone: 305.649.3000 • Fax: 305.631.4525

Mailing Address
 P.O. Box 350940
 Miami, Florida 33135-0940

Street Address
 401 N.W. 38th Court
 Miami, Florida 33126

Racing Results

Performances	179
Racing Days	128
Paid Attendance	0
Total Admission Tax	\$0
Purses Paid	\$2,057,481

Major Stakes Races

Flagler Super Marathon	\$35,000
Hecht Marathon	\$20,000
Friday Night Hot Box (Weekly)	\$ 1,000

Handle Distribution

Handle Type	Public Pool	Total for Permitholder	Total to State*	%	Total Handle	%
Live	\$7,673,577	\$1,800,106	\$501,635	-9%	\$9,975,318	-5%
Simulcast	4,861,299	1,173,939	278,252	-6%	6,313,490	-3%
Intertrack	10,467,275	2,740,620	417,956	-25%	13,625,851	-18%
Intertrack Simulcast	5,876,645	1,534,990	201,501	-23%	7,613,136	-18%
	\$28,878,796	\$7,249,655	\$1,399,344	-16%	\$37,527,795	-12%

* Add admission tax to calculate total paid to state
 % = Total percentage increase or decrease from previous state fiscal year

Hollywood Greyhound Track

Hartman and Tyner, Inc.
 Broward County - Hallandale Beach, Florida
 Meet Period January 1, 2002 to April 30, 2002
 Telephone: 954.924.3200 • Fax: 954.457.4229

Mailing Address

P.O. Box 2007
 Hollywood, Florida 33022

Street Address

831 North Federal Highway
 Hallandale Beach, Florida 33009

Racing Results

Performances 162
 Racing Days 115
 Paid Attendance 99,821
 Total Admission Tax \$8,431
 Purses Paid \$2,118,268

Major Stakes Races

World Classic \$75,000
 Hollywoodian \$30,000
 Futurity \$15,000
 Joe Ryan, Jr. Memorial \$10,000

Handle Distribution

Handle Type	Public Pool	Total for Permitholder	Total to State*	%	Total Handle	%
Live	\$9,977,402	\$2,485,832	\$635,053	-18%	\$13,098,287	-23%
Simulcast	6,848,901	1,638,732	386,630	-2%	8,874,263	-4%
Intertrack	8,226,564	2,302,953	301,234	-20%	10,830,751	-21%
Intertrack Simulcast	4,845,854	1,278,811	180,074	-9%	6,304,739	-8%
	\$29,898,721	\$7,706,328	\$1,502,991	-14%	\$39,108,040	-16%

* Add admission tax to calculate total paid to state

% = Total percentage increase or decrease from previous state fiscal year

Jacksonville Kennel Club, Inc.

Duval County - Jacksonville, Florida
 Meet Period July 1, 2001 to September 3, 2001
 May 29, 2002 to June 30, 2002
 Telephone: 904.646.0001 • Fax: 904.646.0420

Mailing Address

P.O. Box 54249
 Jacksonville, Florida 32245-4249

Street Address

1440 North McDuff Avenue
 Jacksonville, Florida 32205

Racing Results

Performances 104
 Racing Days 80
 Paid Attendance 60,105
 Total Admission Tax \$2,713
 Purses Paid \$1,478,849

Major Stakes Races

Mayor's Cup \$35,000

Handle Distribution

Handle Type	Public Pool	Total for Permitholder	Total to State*	%	Total Handle	%
Live	\$7,181,048	\$1,955,428	\$286,159	-31%	\$9,422,635	-18%
Simulcast	0	0	0	-100%	0	-100%
Intertrack	16,670,432	4,725,821	486,578	-32%	21,882,831	-19%
Intertrack Simulcast	0	0	0	-100%	0	-100%
	\$23,851,480	\$6,681,249	\$772,737	-33%	\$31,305,466	-19%

* Add admission tax to calculate total paid to state

% = Total percentage increase or decrease from previous state fiscal year

Jefferson County Kennel Club, Inc.

Jefferson County - Monticello, Florida

Meet Period July 1, 2001 to December 1, 2001

February 1, 2002 to June 29, 2002

Telephone: 850.997.2561 • Fax: 850.997.3871

Mailing Address

P.O. Box 400
Monticello, Florida 32345

Street Address

3079 North Jefferson Street
Monticello, Florida 32344

Racing Results

Performances	291
Racing Days	252
Paid Attendance	57,497
Total Admission Tax	\$5,037
Purses Paid	\$817,270

Handle Distribution

Handle Type	Public Pool	Total for Permitholder	Total to State*	%	Total Handle	%
Live	\$3,619,809	\$1,068,256	\$423,478	10%	\$5,111,543	-3%
Simulcast	0	0	0	0%	0	0%
Intertrack	0	0	0	0%	0	0%
Intertrack Simulcast	0	0	0	0%	0	0%
	\$3,619,809	\$1,068,256	\$423,478	10%	\$5,111,543	-3%

** Add admission tax to calculate total paid to state*

% = Total percentage increase or decrease from previous state fiscal year

Melbourne Greyhound Park

Sports Palace, Inc.

Brevard County - Melbourne, Florida

Meet Period November 16, 2001 to April 20, 2002

Telephone: 321.259.9800 • Fax: 321.259.3437

Mailing Address

P.O. Box 11470
Daytona Beach, Florida 32120

Street Address

1100 North Wickham Road
Melbourne, Florida 32935

Racing Results

Performances	103
Racing Days	85
Paid Attendance	19,346
Total Admission Tax	\$330
Purses Paid	\$438,938

Handle Distribution

Handle Type	Public Pool	Total for Permitholder	Total to State*	%	Total Handle	%
Live	\$1,347,370	\$501,308	\$32,539	-39%	\$1,881,217	-8%
Simulcast	0	0	0	0%	0	0%
Intertrack	0	0	0	0%	0	0%
Intertrack Simulcast	0	0	0	0%	0	0%
	\$1,347,370	\$501,308	\$32,539	-39%	\$1,881,217	-8%

** Add admission tax to calculate total paid to state*

% = Total percentage increase or decrease from previous state fiscal year

Orange Park Kennel Club, Inc.

Clay County - Orange Park, Florida

Meet Period December 5, 2001 to May 27, 2002

Telephone: 904.646.0001 • **Fax:** 904.646.0420

Mailing Address

P.O. Box 54249
Jacksonville, Florida 32245-4249

Street Address

455 Park Avenue
Orange Park, Florida 32073

Racing Results

Performances	190
Racing Days	143
Paid Attendance	91,101
Total Admission Tax	\$7,283
Purses Paid	\$2,572,226

Major Stakes Races

Jacksonville Greyhound Racing Juvenile	\$40,000
Orange Park Derby	\$35,000

Handle Distribution

Handle Type	Public Pool	Total for Permitholder	Total to State*	%	Total Handle	%
Live	\$11,514,806	\$2,771,779	\$810,392	67%	\$15,096,977	16%
Simulcast	29,349	5,769	3,102	100%	38,220	100%
Intertrack	34,049,208	9,306,857	1,362,235	72%	44,718,300	16%
Intertrack Simulcast	289,229	69,364	18,191	100%	376,784	100%
	\$45,882,592	\$12,153,769	\$2,193,920	72%	\$60,230,281	17%

* Add admission tax to calculate total paid to state

% = Total percentage increase or decrease from previous state fiscal year

Palm Beach Kennel Club

Investment Corporation of Palm Beach

Palm Beach County - West Palm Beach, Florida

Meet Period July 1, 2001 to June 30, 2002

Telephone: 561.683.2222 • **Fax:** 561.471.9114

Mailing Address

1111 North Congress Avenue
West Palm Beach, Florida 33409-6317

Street Address

1111 North Congress Avenue
West Palm Beach, Florida 33409-6317

Racing Results

Performances	441
Racing Days	306
Paid Attendance	447,406
Total Admission Tax	\$36,792
Purses Paid	\$4,635,670

Major Stakes Races

James Paul 3-8th Mile Derby	\$25,000
He's My Man Classic	\$25,000
Arthur Rooney - St. Patrick's Invitational	\$25,000
Bob Balfe/Molyneux Cup Puppy Stakes	\$25,000
Dick Andrews Futurity	\$25,000
Labor Day Puppy Stakes	\$25,000
Night of the Stars/Guys and Dolls	\$ 5,500
All-Distance Challenge	\$ 5,000
Bud Light Triathlon	\$ 5,000

Handle Distribution

Handle Type	Public Pool	Total for Permitholder	Total to State*	%	Total Handle	%
Live	\$36,731,933	\$8,834,453	\$2,562,121	-10%	\$48,128,507	-10%
Simulcast	4,150	931	220	100%	5,301	-18%
Intertrack	48,768,870	13,007,092	2,214,678	-5%	63,990,640	-2%
Intertrack Simulcast	0	0	0	0%	0	0%
	\$85,504,953	\$21,842,476	\$4,777,019	-8%	\$112,124,448	-6%

* Add admission tax to calculate total paid to state

% = Total percentage increase or decrease from previous state fiscal year

Pensacola Greyhound Track, Inc.

Escambia County - Pensacola, Florida

Meet Period July 1, 2001 to June 30, 2002

Telephone: 850.455.8595 • Fax: 850.453.8883

Mailing Address

P.O. Box 12824
Pensacola, Florida 32591-2824

Street Address

951 Dog Track Road
Pensacola, Florida 32506-8236

Racing Results

Performances 316
Racing Days 263
Paid Attendance 13,520
Total Admission Tax \$846
Purses Paid \$1,047,103

Major Stakes Races

Puppy Stakes Classic \$10,000
Juvenile Preview \$ 5,000
All Distance Championship \$ 3,000
Male-Female \$ 1,400
Marathon \$ 1,400

Handle Distribution

Handle Type	Public Pool	Total for Permitholder	Total to State*	%	Total Handle	%
Live	\$6,436,166	\$2,095,553	\$155,988	-43%	\$8,687,707	-5%
Simulcast	0	0	0	0%	0	0%
Intertrack	0	0	0	0%	0	0%
Intertrack Simulcast	0	0	0	0%	0	0%
	\$6,436,166	\$2,095,553	\$155,988	-43%	\$8,687,707	-5%

* Add admission tax to calculate total paid to state

% = Total percentage increase or decrease from previous state fiscal year

Sanford-Orlando Kennel Club, Inc.

Seminole County - Longwood, Florida

Meet Period November 1, 2001 to May 2, 2002

Telephone: 407.831.1600 • Fax: 407.831.3997

Mailing Address

P.O. Box 520280
Longwood, Florida 32752-0280

Street Address

301 Dog Track Road
Longwood, Florida 32750

Racing Results

Performances 222
Racing Days 150
Paid Attendance 63,584
Total Admission Tax \$131
Purses Paid \$1,140,852

Major Stakes Races

Central Florida Derby \$16,973
Young Champion Stakes \$ 2,372
King & Queen Championship \$ 500

Handle Distribution

Handle Type	Public Pool	Total for Permitholder	Total to State*	%	Total Handle	%
Live	\$6,431,679	\$1,896,930	\$16,501	-76%	\$8,345,110	-8%
Simulcast	0	0	0	0%	0	0%
Intertrack	0	0	0	0%	0	0%
Intertrack Simulcast	0	0	0	0%	0	0%
	\$6,431,679	\$1,896,930	\$16,501	-76%	\$8,345,110	-8%

* Add admission tax to calculate total paid to state

% = Total percentage increase or decrease from previous state fiscal year

Sarasota Kennel Club, Inc.

Sarasota County - Sarasota, Florida

Meet Period November 19, 2001 to April 13, 2002

Telephone: 941.355.7744 • Fax: 941.351.2207

Mailing Address

5400 Bradenton Road
Sarasota, Florida 34234

Street Address

5400 Bradenton Road
Sarasota, Florida 34234

Racing Results

Performances 199
Racing Days 120
Paid Attendance 121,496
Total Admission Tax \$4,492
Purses Paid \$1,228,869

Major Stakes Races

Sarasota Derby \$13,468
Sapling Stakes \$ 3,061
King & Queen Championship \$ 500

Handle Distribution

Handle Type	Public Pool	Total for Permitholder	Total to State*	%	Total Handle	%
Live	\$9,523,675	\$2,502,763	\$305,955	207%	\$12,332,393	15%
Simulcast	0	0	0	0%	0	0%
Intertrack	0	0	0	0%	0	0%
Intertrack Simulcast	0	0	0	0%	0	0%
	\$9,523,675	\$2,502,763	\$305,955	207%	\$12,332,393	15%

* Add admission tax to calculate total paid to state

% = Total percentage increase or decrease from previous state fiscal year

St. Johns Greyhound Park

Bayard Raceways, Inc.

St. Johns County - Jacksonville, Florida

Meet Period September 5, 2001 to December 3, 2001 - @ Orange Park Kennel Club, Inc.

Telephone: 904.646.0001 • Fax: 904.646.0420

Mailing Address

P.O. Box 54249
Jacksonville, Florida 32245-4249

Street Address

6322 Racetrack Road
Jacksonville, Florida 32259

Racing Results

Performances 95
Racing Days 73
Paid Attendance 35,328
Total Admission Tax \$1,362
Purses Paid \$1,183,165

Major Stakes Races

Clay County Classic \$25,000

Handle Distribution

Handle Type	Public Pool	Total for Permitholder	Total to State*	%	Total Handle	%
Live	\$4,728,602	\$1,301,516	\$172,473	-15%	\$6,202,591	-8%
Simulcast	0	0	0	0%	0	-100%
Intertrack	15,129,712	4,370,733	365,246	-7%	19,865,691	4%
Intertrack Simulcast	0	0	0	0%	0	-1%
	\$19,858,314	\$5,672,249	\$537,719	-10%	\$26,068,282	1%

* Add admission tax to calculate total paid to state

% = Total percentage increase or decrease from previous state fiscal year

St. Petersburg Kennel Club, Inc.

Pinellas County - St. Petersburg, Florida

Meet Period January 2, 2002 to June 29, 2002

Telephone: 727.812.3339 • Fax: 727.579.4362

Mailing Address

P.O. Box 22099
St. Petersburg, Florida 33742-2099

Street Address

10490 Gandy Boulevard
St. Petersburg, Florida 33702-2395

Racing Results

Performances 220
Racing Days 148
Paid Attendance 147,029
Total Admission Tax \$12,826
Purses Paid \$4,356,402

Major Stakes Races

Distance Classic \$100,000
Sprint Classic \$ 85,000
St. Petersburg Derby \$ 30,000
Gold Trophy Juvenile \$ 20,000
Consolidation Derby \$ 10,000
Matinee Idol \$ 10,000
Puppy Preview \$ 8,000
T. L. Weaver Memorial \$ 8,000

Handle Distribution

Handle Type	Public Pool	Total for Permitholder	Total to State*	%	Total Handle	%
Live	\$27,213,556	\$6,718,203	\$1,723,859	-8%	\$35,655,618	-7%
Simulcast	4,505	284	1,041	133%	5,830	56%
Intertrack	35,832,120	9,526,740	1,830,279	-5%	47,189,139	-2%
Intertrack Simulcast	3,630	877	248	2%	4,755	2%
	\$63,053,811	\$16,246,104	\$3,555,427	-7%	\$82,855,342	-4%

* Add admission tax to calculate total paid to state

% = Total percentage increase or decrease from previous state fiscal year

Tampa Greyhound Track

Associated Outdoor Clubs, Inc.

Hillsborough County - Tampa, Florida

Meet Period July 1, 2001 to December 29, 2001

Telephone: 813.932.4313 • Fax: 813.932.5048

Mailing Address

P.O. Box 8096
Tampa, Florida 33674-8096

Street Address

8300 Nebraska Avenue
Tampa, Florida 33604

Racing Results

Performances 218
Racing Days 147
Paid Attendance 104,352
Total Admission Tax \$3,461
Purses Paid \$3,037,210

Major Stakes Races

Tampa Distance Classic \$75,000
Tampa Speed Classic \$50,000
Tampa Derby \$50,000
Tampa Juvenile \$40,000

Handle Distribution

Handle Type	Public Pool	Total for Permitholder	Total to State*	%	Total Handle	%
Live	\$12,878,033	\$3,579,200	\$352,291	-29%	\$16,809,524	-13%
Simulcast	2,230	693	0	0%	2,923	-76%
Intertrack	33,721,094	9,900,672	610,430	-23%	44,232,196	-2%
Intertrack Simulcast	9,981	2,912	0	0%	12,893	-57%
	\$46,611,338	\$13,483,477	\$962,721	-26%	\$61,057,536	-6%

* Add admission tax to calculate total paid to state

% = Total percentage increase or decrease from previous state fiscal year



JAI ALAI

Florida was the first state in the nation to conduct jai alai performances and is the premier jai alai gaming state. There are currently seven jai alai permitholders operating at five frontons throughout central and south Florida.

During Fiscal Year 2001/2002, handle wagered at live jai alai performances decreased by 11 percent. However, intertrack handle wagered on broadcasts of live Florida jai alai performances decreased by only one percent. Simulcast and intertrack simulcast handle wagered on broadcasts of performances from outside the state decreased by 54 percent and 41 percent respectively. The significant decrease in simulcast handle was due to the conclusion of live jai alai activity at some out of state facilities. The net effect on total handle resulted in a nine percent decline for the Florida jai alai industry.

Corresponding with the decline in total handle was the decline of tax revenue to the state. Total tax to the state during Fiscal Year 2001/2002, declined by two percent from the prior year. The jai alai industry accounted for approximately three percent of Florida's total revenue from pari-mutuel performances.

Total paid attendance decreased by nine percent from the prior year. The division only reports paid attendance and does not include free admissions or complimentary passes in its data.

Total Number of Performances	1,420	Total Number of Game Days	998
Total Admission Tax	\$15,168	Total Paid Attendance	474,831

Handle Distribution						
Handle Type	Public Pool	Total for Permitholder	Total to State*	%	Total Handle	%
Live	\$47,176,990	\$14,692,630	\$783,055	1%	\$62,652,675	-11%
Simulcast	507,360	112,484	38,181	-50%	658,025	-54%
Intertrack	34,026,359	11,295,721	14,553	100%	45,336,633	-1%
Intertrack Simulcast	1,825,734	530,575	4,200	100%	2,360,509	-41%
	\$83,536,443	\$26,631,410	\$839,989	-2%	\$111,007,842	-9%

* Add admission tax to calculate total paid to state
 % = Total percentage increase or decrease from previous state fiscal year

Dania Jai Alai

Division of Aragon Group, Inc.
 Broward County - Dania Beach, Florida
 Meet Period December 1, 2001 to June 30, 2002
 Telephone: 954.927.2841 • Fax: 954.920.9095

Mailing Address
 P.O. Box 96
 Dania Beach, Florida 33004

Street Address
 301 East Dania Beach Boulevard
 Dania Beach, Florida 33004

Gaming Results
 Performances 238
 Game Days 180
 Paid Attendance 140,632
 Total Admission Tax \$0
 Players Awards Paid \$1,788,876

Handle Distribution						
Handle Type	Public Pool	Total for Permitholder	Total to State*	%	Total Handle	%
Live	\$9,944,165	\$2,921,548	\$126,480	-13%	\$12,992,193	-21%
Simulcast	26,812	5,467	2,500	-95%	34,779	-96%
Intertrack	8,689,125	2,679,773	0	0%	11,368,898	-10%
Intertrack Simulcast	157,675	46,727	0	0%	204,402	-92%
	\$18,817,777	\$5,653,515	\$128,980	-35%	\$24,600,272	-25%

* Add admission tax to calculate total paid to state
 % = Total percentage increase or decrease from previous state fiscal year

Florida Jai Alai, Inc.

Seminole County - Fern Park, Florida
 Meet Period July 1, 2001 to June 30, 2002
 Telephone: 407.339.6221 • Fax: 407.831.4689

Mailing Address
 P.O. Box 300107
 Fern Park, Florida 32730

Street Address
 6405 S. Highway 17-92
 Fern Park, Florida 32730

Gaming Results
 Performances 369
 Game Days 257
 Paid Attendance 113,365
 Total Admission Tax \$8,814
 Players Awards Paid \$1,447,604

Handle Distribution						
Handle Type	Public Pool	Total for Permitholder	Total to State*	%	Total Handle	%
Live	\$9,166,187	\$2,569,584	\$236,504	-2%	\$11,972,275	-17%
Simulcast	0	0	0	0%	0	0%
Intertrack	0	0	0	0%	0	0%
Intertrack Simulcast	0	0	0	0%	0	0%
	\$9,166,187	\$2,569,584	\$236,504	-2%	\$11,972,275	-17%

* Add admission tax to calculate total paid to state
 % = Total percentage increase or decrease from previous state fiscal year

Fort Pierce Jai Alai

Florida Gaming Centers, Inc.
St. Lucie County - Ft. Pierce, Florida
Meet Period January 4, 2002 to April 27, 2002
Telephone: 561.464.7500 • Fax: 561.464.0099

Mailing Address
 1750 South Kings Highway
 Ft. Pierce, Florida 34945-3099

Street Address
 1750 South Kings Highway
 Ft. Pierce, Florida 34945-3099

Gaming Results

Performances	100
Game Days	68
Paid Attendance	30,734
Total Admission Tax	\$5,839
Players Awards Paid	\$744,210

Handle Distribution						
Handle Type	Public Pool	Total for Permitholder	Total to State*	%	Total Handle	%
Live	\$1,761,240	\$618,150	\$53,417	0%	\$2,432,807	-6%
Simulcast	0	0	0	0%	0	0%
Intertrack	0	0	0	0%	0	0%
Intertrack Simulcast	0	0	0	0%	0	0%
	\$1,761,240	\$618,150	53,417	0%	\$2,432,807	-6%

* Add admission tax to calculate total paid to state
 % = Total percentage increase or decrease from previous state fiscal year

Miami Jai Alai

Florida Gaming Centers, Inc.
Dade County - Miami, Florida
Meet Period November 1, 2001 to April 29, 2002
Telephone: 305.633.6400 • Fax: 305.633.4386

Mailing Address
 3500 N.W. 37th Avenue
 Miami, Florida 33142

Street Address
 3500 N.W. 37th Avenue
 Miami, Florida 33142

Gaming Results

Performances	221
Game Days	149
Paid Attendance	43,809
Total Admission Tax	\$0
Players Awards Paid	\$1,979,517

Handle Distribution						
Handle Type	Public Pool	Total for Permitholder	Total to State*	%	Total Handle	%
Live	\$9,891,556	\$3,350,678	\$117,880	0%	\$13,360,114	-11%
Simulcast	0	0	0	0%	0	0%
Intertrack	10,130,188	3,541,446	0	0%	13,671,634	0%
Intertrack Simulcast	0	0	0	0%	0	0%
	\$20,021,744	\$6,892,124	\$117,880	0%	\$27,031,748	-6%

* Add admission tax to calculate total paid to state
 % = Total percentage increase or decrease from previous state fiscal year

Ocala Jai Alai

Lake Fron, Inc.

Marion County - Reddick, Florida

Meet Period September 1, 2001 to November 30, 2001

Telephone: 352.591.2345 • Fax: 352.591.3402

Mailing Address

P.O. Box 548
Orange Lake, Florida 32681

Street Address

4601 N. W. Highway 318
Reddick, Florida 32686

Gaming Results

Performances	100
Game Days	65
Paid Attendance	17,778
Total Admission Tax	\$0
Players Awards Paid	\$224,847

Handle Distribution

Handle Type	Public Pool	Total for Permitholder	Total to State*	%	Total Handle	%
Live	\$439,049	\$133,041	\$34,800	28%	\$606,890	-4%
Simulcast	0	0	0	0%	0	0%
Intertrack	0	0	0	0%	0	0%
Intertrack Simulcast	0	0	0	0%	0	0%
	\$439,049	\$133,041	\$34,800	28%	\$606,890	-4%

* Add admission tax to calculate total paid to state

% = Total percentage increase or decrease from previous state fiscal year

Summer Jai Alai

Dade County - Miami, Florida

Meet Period July 1, 2001 to October 31, 2001

May 1, 2002 to June 30, 2002

Telephone: 305.633.6400 • Fax: 305.633.4386

Mailing Address

3500 N.W. 37th Avenue
Miami, Florida 33142

Street Address

3500 N.W. 37th Avenue
Miami, Florida 33142

Gaming Results

Performances	225
Game Days	153
Paid Attendance	45,528
Total Admission Tax	\$0
Players Awards Paid	\$1,814,893

Handle Distribution

Handle Type	Public Pool	Total for Permitholder	Total to State*	%	Total Handle	%
Live	\$9,404,417	\$3,176,404	\$120,160	1%	\$12,700,981	-11%
Simulcast	0	0	0	0%	0	0%
Intertrack	9,781,289	3,419,456	0	0%	13,200,745	-5%
Intertrack Simulcast	0	0	0	0%	0	0%
	\$19,185,706	\$6,595,860	\$120,160	1%	\$25,901,726	-8%

* Add admission tax to calculate total paid to state

% = Total percentage increase or decrease from previous state fiscal year

Summersport Enterprises Ltd.

Broward County - Dania Beach, Florida
 Meet Period July 1, 2001 to November 30, 2001
 Telephone: 954.927.2841 • Fax: 954.920.9095

Mailing Address
 P.O. Box 96
 Dania Beach Lake, Florida 33004

Street Address
 301 East Dania Boulevard
 Dania Beach, Florida 33004

Gaming Results

Performances	167
Game Days	126
Paid Attendance	82,985
Total Admission Tax	\$515
Players Awards Paid	\$1,149,603

Handle Distribution						
Handle Type	Public Pool	Total for Permitholder	Total to State*	%	Total Handle	%
Live	\$6,570,376	\$1,923,225	\$93,814	34%	\$8,587,415	23%
Simulcast	480,548	107,017	35,681	40%	623,246	21%
Intertrack	5,425,757	1,655,046	14,553	100%	7,095,356	26%
Intertrack Simulcast	1,668,059	483,848	4,200	100%	2,156,107	60%
	\$14,144,740	\$4,169,136	\$148,248	55%	\$18,462,124	27%

* Add admission tax to calculate total paid to state
 % = Total percentage increase or decrease from previous state fiscal year



HORSE RACING

Thoroughbred Racing

Florida continues to be a premier thoroughbred racing state with 359 performances conducted by five permitholders located throughout central and south Florida.

During Fiscal Year 2001/2002, handle wagered on live thoroughbred performances and intertrack handle wagered decreased by two percent. Simulcast and intertrack simulcast handle wagered on broadcasts of performances from outside the state increased by 13 percent and by five percent respectively. The net effect on total handle resulted in a four percent increase for the Florida thoroughbred industry.

Corresponding with the increase in total handle was an increase of tax revenue to the state. Tax revenue to the state during Fiscal Year 2001/2002, increased by 21 percent from the prior year. The thoroughbred industry accounted for approximately 33 percent of Florida's total revenue from pari-mutuel performances.

Total paid attendance increased by nearly nine percent from the prior year. The division only reports paid attendance and does not include free admissions or complimentary passes in its data.

Total Number of Performances	359	Total Number of Racing Days	359
Total Admission Tax	\$175,079	Total Paid Attendance	739,124

Handle Distribution							
Handle Type	Public Pool	Total for Track	Breeders' Association	Total to State*	%	Total Handle	%
Live	\$141,523,249	\$35,458,650	\$1,718,676	\$1,249,714	1%	\$179,950,289	-2%
Simulcast	164,196,770	38,060,883	1,962,445	1,271,458	17%	205,491,556	13%
Intertrack	81,907,464	20,647,660	1,006,642	1,833,826	13%	105,395,592	-2%
ITW/SIM	244,737,574	53,698,186	2,944,138	6,906,740	29%	308,286,638	5%
	\$632,365,057	\$147,865,379	\$7,631,901	\$11,261,738	21%	\$799,124,075	4%

* Add admission tax to calculate total paid to state

% = Total percentage increase or decrease from previous state fiscal year

Purses and Awards**						
Permitholder	Purses	Stakes	Entry and Nomination	Contributions	Total	Owners' Award
Calder Race Course, Inc.	\$19,377,000	\$2,671,000	\$1,845,000	\$487,000	\$24,380,000	\$1,740,000
Gulfstream Park	20,686,382	5,821,983	1,285,905	277,000	28,071,270	0
Tampa Bay Downs, Inc.	7,870,800	870,562	175,000	326,538	9,242,900	546,600
Tropical Park, Inc.	8,633,000	1,319,000	406,000	230,000	10,588,000	797,000
	\$56,567,182	\$10,682,545	\$3,711,905	\$1,320,538	\$72,282,170	\$3,083,600

**As reported by thoroughbred permitholders

Calder Race Course, Inc.

Dade County - Miami, Florida

Meet Period July 1, 2001 to November 3, 2001

April 25, 2002 to June 30, 2002

Telephone: 305.625.1311 • Fax: 305.620.2569

Mailing Address

P.O. Box 1808
Miami, Florida 33055-0808

Street Address

21001 N. W. 27th Avenue
Miami, Florida 33056

Racing Results

Performances	134
Racing Days	134
Paid Attendance	206,015
Total Admission Tax	\$44,803
Purses Paid	\$24,380,000

Major Stakes Races

My Dear Girl Division FSS	\$400,000
In Reality Division FSS	\$400,000
Princess Rooney GRIII	\$400,000
Carry Back Stakes	\$250,000
Azalea Breeders' Cup Stakes GRIII	\$250,000
Smile Sprint	\$200,000
Calder Oaks	\$200,000
Calder Derby GRIII	\$200,000
Calder Breeders' Cup	\$150,000
Miami Mile Breeders' Cup	\$150,000

Handle Distribution

Handle Type	Public Pool	Total for Track	Breeders' Association	Total to State*	%	Total Handle	%
Live	\$40,928,770	\$10,715,733	\$501,815	\$399,730	14%	\$52,546,048	15%
Simulcast	86,463,010	20,173,790	1,034,319	634,529	32%	108,305,648	36%
Intertrack	26,641,998	6,838,697	328,870	627,097	14%	34,436,662	3%
ITW/SIM	139,876,123	30,611,794	1,680,604	3,810,910	38%	175,979,431	23%
	\$293,909,901	\$68,340,014	\$3,545,608	\$5,472,266	32%	\$371,267,789	23%

* Add admission tax to calculate total paid to state

% = Total percentage increase or decrease from previous state fiscal year

Gulfstream Park Racing Association, Inc.

Broward County - Hallandale Beach, Florida

Meet Period January 3, 2002 to April 24, 2002

Telephone: 954.454.7000 • Fax: 954.454.7827

Mailing Address

901 South Federal Highway
Hallandale Beach, Florida 33009

Street Address

901 South Federal Highway
Hallandale Beach, Florida 33009

Racing Results

Performances	85
Racing Days	85
Paid Attendance	375,012
Total Admission Tax	\$93,088
Purses Paid	\$28,071,270

Major Stakes Races

Florida Derby	\$1,000,000
Donn Handicap	\$ 500,000
Gulfstream Park Handicap	\$ 300,000
Bonnie Miss Stakes	\$ 250,000
Fountain of Youth	\$ 200,000
Gulfstream Park Breeders' Cup Handicap	\$ 200,000
Pan American Handicap	\$ 200,000
Orchid Handicap	\$ 200,000
Rampart Handicap	\$ 200,000

Handle Distribution

Handle Type	Public Pool	Total for Track	Breeders' Association	Total to State*	%	Total Handle	%
Live	\$66,359,739	\$15,294,996	\$791,948	\$479,895	5%	\$82,926,578	5%
Simulcast	41,508,439	9,495,262	494,796	312,555	43%	51,811,052	40%
Intertrack	26,846,646	6,014,671	322,498	585,648	26%	33,769,463	39%
ITW/SIM	49,444,693	10,834,738	595,653	1,496,928	91%	62,372,012	91%
	\$184,159,517	\$41,639,667	\$2,204,895	\$2,875,026	49%	\$230,879,105	33%

* Add admission tax to calculate total paid to state

% = Total percentage increase or decrease from previous state fiscal year

Tampa Bay Downs, Inc.

Hillsborough County - Tampa, Florida
 Meet Period December 15, 2001 to May 5, 2002
 Telephone: 813.855.4401 • Fax: 813.854.3539

Mailing Address
 P.O. Box 2007
 Oldsmar, Florida 34677

Street Address
 11225 Race Track Road
 Tampa, Florida 33626

Racing Results

Performances	93
Racing Days	93
Paid Attendance	89,429
Total Admission Tax	\$22,357
Purses Paid	\$9,242,900

Major Stakes Races

Tampa Bay Derby GRIII	\$200,000
Florida Oaks GRIII	\$150,000
Tampa Bay Breeders' Cup (T)	\$ 85,000
Endeavour (T)	\$ 75,000
Hillsborough (T)	\$ 75,000
Inaugural	\$ 50,000
Pelican	\$ 50,000
Gasparilla	\$ 50,000
Super Stakes	\$ 50,000
Sandpiper	\$ 50,000
Wayward Lass	\$ 50,000
Sam F. Davis	\$ 50,000

Handle Distribution							
Handle Type	Public Pool	Total for Track	Breeders' Association	Total to State*	%	Total Handle	%
Live	\$17,965,581	\$5,193,938	\$225,535	\$215,302	10%	\$23,600,356	4%
Simulcast	13,613,730	3,147,850	163,120	155,903	-3%	17,080,603	-6%
Intertrack	18,157,699	5,170,179	228,690	378,052	11%	23,934,620	26%
ITW SIM	24,288,016	5,409,307	293,455	737,478	-19%	30,728,256	-19%
	\$74,025,026	\$18,921,274	\$910,800	\$1,486,735	-8%	\$95,343,835	-3%

* Add admission tax to calculate total paid to state
 % = Total percentage increase or decrease from previous state fiscal year

Tropical Park, Inc.

Dade County - Miami, Florida
 Meet Period November 4, 2001 to January 2, 2002
 Telephone: 305.625.1311 • Fax: 305.620.2569

Mailing Address
 P.O. Box 1808
 Miami, Florida 33055-0808

Street Address
 21001 N. W. 27th Avenue
 Miami, Florida 33056

Racing Results




Performances	47
Racing Days	47
Paid Attendance	68,668
Total Admission Tax	\$14,831
Purses Paid	\$10,588,000

Major Stakes Races

W. L. Knight Handicap (GRII)	\$150,000
La Prevoyante Handicap (GRII)	\$150,000
Tropical Turf Handicap (GRII)	\$100,000
Tropical Park Derby (GRIII)	\$100,000
What a Pleasure Stakes (GRIII)	\$100,000
Fred W. Hooper Handicap (GRIII)	\$100,000
My Charmer Handicap (GRIII)	\$100,000
Chaposa Springs Handicap (GRIII)	\$100,000

Handle Distribution							
Handle Type	Public Pool	Total for Track	Breeders' Association	Total to State*	%	Total Handle	%
Live	\$16,269,159	\$4,253,983	\$199,378	\$154,787	7%	\$20,877,307	11%
Simulcast	22,611,591	5,243,981	270,210	168,471	10%	28,294,253	12%
Intertrack	10,261,121	2,624,113	126,584	243,029	6%	13,254,847	-4%
ITW SIM	31,128,742	6,842,347	374,426	861,424	7%	39,206,939	-5%
	\$80,270,613	\$18,964,424	\$970,598	\$1,427,711	7%	\$101,633,346	3%

* Add admission tax to calculate total paid to state
 % = Total percentage increase or decrease from previous state fiscal year



HORSE RACING

Harness Racing

Pompano Park is the only permitholder currently conducting harness horse racing performances in the State of Florida.

During Fiscal Year 2001/2002, handle wagered at live harness performances decreased by 13 percent. Intertrack handle wagered on broadcasts of live Florida harness performances increased by five percent. Simulcast and intertrack simulcast handle wagered on broadcasts of performances from outside the state decreased by six percent and increased by 30 percent, respectively. The net effect on total handle resulted in a seven percent increase for the Florida harness industry.

Total tax to the state during Fiscal Year 2001/2002, increased by 11 percent from the prior year. The harness industry accounted for approximately five percent of Florida's total revenue from pari-mutuel performances.

The division only reports paid attendance and does not include free admissions or complimentary passes in its data.

Total Number of Performances	144	Total Number of Racing Days	144
Total Admission Tax	\$0	Total Paid Attendance	0

Handle Distribution							
Handle Type	Public Pool	Total for Track	Breeders' Association	Total to State*	%	Total Handle	%
Live	\$12,013,900	\$3,876,432	\$80,883	\$265,283	-2%	\$16,236,498	-13%
Simulcast	27,958,339	7,601,040	0	357,586	-3%	35,916,965	-6%
Intertrack	6,464,695	1,946,480	87,737	274,772	6%	8,773,684	5%
ITW/SIM	39,262,584	9,995,815	505,022	738,806	30%	50,502,227	30%
	\$85,699,518	\$23,419,767	\$673,642	\$1,636,447	11%	\$111,429,374	7%

* Add admission tax to calculate total paid to state

% = Total percentage increase or decrease from previous state fiscal year

Purses and Awards**						
Permitholder	Purses	Stakes	Entry and Nomination	Contributions	Total	Owners' Award
Pompano Park Racing	\$8,707,140	\$778,000	\$74,550	\$593,548	\$10,153,238	0

** As reported by harness permitholder

PPI, Inc.

d/b/a Pompano Park Racing

Meet Period July 1, 2001 to June 30, 2002

Broward County - Pompano Beach, Florida
Telephone: 954.972.2000 • Fax: 954.970.0882

Mailing Address

1800 S. W. Third Street
Pompano Beach, Florida 33069

Street Address

1800 S. W. Third Street
Pompano Beach, Florida 33069

Racing Results

Performances 144
Racing Days 144
Paid Attendance 0
Total Admission Tax \$0
Purses Paid \$10,153,238

Major Stakes Races



Isle of Capri Pace \$250,000

Handle Distribution

Handle Type	Public Pool	Total for Track	Breeders' Association	Total to State*	%	Total Handle	%
Live	\$12,013,900	\$3,876,432	\$80,883	\$265,283	-2%	\$16,236,498	-13%
Simulcast	27,958,339	7,601,040	0	357,586	-3%	35,916,965	-6%
Intertrack	6,464,695	1,946,480	87,737	\$274,772	6%	8,773,684	5%
ITW SIM	39,262,584	9,995,815	505,022	\$738,806	30%	50,502,227	30%
	\$85,699,518	\$23,419,767	\$673,642	\$1,636,447	11%	\$111,429,374	7%

* Add admission tax to calculate total paid to state

% = Total percentage increase or decrease from previous state fiscal year



HORSE RACING

Quarter Horse Racing

No quarter horse racing was conducted in Florida during Fiscal Year 2001/2002

Promotional Programs For Florida Bred Horses

Florida breeder promotions and award programs are administered by private breeders' and owners' associations organized to promote ownership and breeding of race horses in the State of Florida. Each association conducts its own campaign to enhance the horse breeding industry in the state and provides breeders' and owners' awards of up to 20 percent of announced gross purses. The Florida Standardbred Breeders' and Owners' Association (FSBOA) is funded by the breaks and uncashed tickets from live performances and one percent of the intertrack handle. The Quarter Horse Breeders' Association is funded by the breaks and the uncashed tickets from live races and one percent of the live and intertrack handle. The Thoroughbred Breeders' Association awards program is funded by 0.955 percent of the live, simulcast and intertrack handle, as well as 3.475 percent of the gross revenue from out-of-state wagers on Florida races. The collections for the associations are noted in the Collections for Promotional Trust Funds and Breeders' Associations Schedule.


The Florida thoroughbred breeding industry has produced 41 national champions, including "Skip Away," the 1998 North American Horse of the Year, and "Affirmed," the last horse to have won the Triple Crown. The industry can boast of 78 Florida-bred millionaires, 12 classic winners (Kentucky Derby, Preakness Stakes and Belmont Stakes), and 18 Breeders' Cup Day champions.

The Florida Thoroughbred Breeders' and Owners' funds the Florida-Bred Stakes Program Association's Promotional Trust Fund which is implemented at Florida thoroughbred racetracks. The owners of Florida-Breds earned an additional \$1,828,950 through the Florida-Bred Stakes Program, for the year ending June 30, 2002. In addition, Florida-Breds won 362 stakes races, including 64 graded stakes and earned more than \$33.3 million in stakes purses. Florida-Breds banked in excess of \$184 million in total North American purse money. In total, the Florida Thoroughbred Breeders' and Owners' Association paid out \$5,803,536 in Breeders' Awards and \$920,716 in Stallion Owners' Awards for the year ending June 30, 2002.

The Florida Standardbred Breeders' and Owners' Association is a non-profit organization. Promotional activities include providing breeder and stallion awards for eligible Florida-bred horses during Pompano Park's 2001/2002 meet as well as awards for Florida Breeders' Stakes races. A series of races and awards were also provided for two and three year-old standardbreds to prepare for the winter meet at Pompano Park. The total amount of funds collected to be distributed by the FSBOA to the Florida standardbred horsemen throughout the year was approximately \$1,080,321.

Pompano Harness Track, the only pari-mutuel harness track in the state, offers top quality harness racing year round. There are seven training centers for standardbreds located from Gainesville to Delray Beach where more than 3,000 horses spend their winters. Florida-bred standardbred horses, including two-time Breeder's Crown winner and Multiple Worlds' champion "Red Bow Tie," have gained notable recognition throughout North America.

Note: Promotional program information has been provided by respective Breeders' and Owners' Associations.



Summary

Pari-Mutuel Industry

During Fiscal Year 2001/2002, total handle for regular performances reached nearly \$1.6 billion wagered virtually unchanged from the prior fiscal year. Total pari-mutuel regular performances conducted during Fiscal Year 2001/2002, were approximately the same as in the previous state fiscal year.

The state realized revenue from regular performances of approximately \$33.4 million, which reflects a two percent increase from the prior fiscal year. Of the \$33.4 million collected, greyhound permitholders accounted for 59 percent, thoroughbreds 33 percent, harness five percent, and jai alai three percent.

Total paid attendance decreased by over seven percent from the prior year. The division only reports paid attendance and does not include free admission or complimentary passes in its data.

Total Number of Performances	6,048	Total Number of Racing/Playing Days	4,487
Total Admission Tax	\$298,168	Total Paid Attendance	2,836,869

Handle Distribution							
Industry	Public Pool	Total for Track	Breeders' Association	Total to State*	%	Total Handle	%
Greyhound	\$438,110,202	\$117,638,827	0	\$19,635,145	-7%	\$575,384,174	-6%
Jai Alai	83,536,443	26,631,410	0	839,989	-2%	111,007,842	-9%
Thoroughbred	632,365,057	147,865,379	7,631,901	11,261,738	21%	799,124,075	4%
Harness	85,699,518	23,419,767	673,642	1,636,447	11%	111,429,374	7%
	\$1,239,711,220	\$315,555,383	\$8,305,543	\$33,373,319	2%	\$1,596,945,465	0%

* Add admission tax to calculate total paid to state

% = Total percentage increase or decrease from previous state fiscal year

INTERTRACK WAGERING HANDLE BY GUEST

Fiscal Year 2001/2002

GUEST FACILITY	HOST PERMITHOLDER								
	BET MIAMI	FLAGLER	HOLLYWOOD	JACKSONVILLE	ORANGE PARK	PALM BEACH	ST. PETERSBURG	ST. JOHNS	TAMPA GREYHOUND
Greyhound Racing Associations									
Bet Miami Greyhounds	\$0	\$0	\$0	\$42,452	\$515,732	\$1,218,213	\$400,661	\$319,301	\$588,918
Bonita-Ft. Myers Greyhound	1,337,061	1,745,485	1,472,425	0	11,665	2,130,387	1,797,869	0	1,048,953
CCC Racing	0	0	0	1,660,322	568,757	2,521,168	1,684,803	922,242	2,612,126
Daytona Beach Kennel Club	496,868	804,013	485,144	919,311	1,562,737	3,739,614	2,051,203	698,323	1,633,075
Ebro Greyhound Park	0	0	0	241,227	813,475	342,075	2,038,400	277,579	1,756,670
Flagler Greyhound	4,921,803	0	9,790,038	579,031	1,105,553	2,270,321	1,512,837	285,055	812,030
Hollywood Greyhound	4,564,794	12,305,847	0	759,375	1,201,880	3,548,878	1,997,294	652,123	1,152,601
Jacksonville Kennel Club	588,736	928,311	433,810	0	9,554,270	5,684,804	3,060,640	4,370,061	2,700,470
Jefferson County Kennel Club	60,178	118,167	77,605	797,084	1,230,044	0	1,257,261	599,904	1,167,850
Melbourne Greyhound	174,517	221,793	209,545	679,899	1,154,056	3,224,794	1,216,168	551,734	1,017,812
Orange Park Kennel Club	450,142	525,533	392,185	3,543,794	0	4,817,863	3,194,795	0	2,263,307
Palm Beach Kennel	951,057	1,277,303	1,112,638	2,237,663	4,511,341	0	3,682,397	1,862,295	2,773,605
Pensacola Greyhound Track	0	0	0	1,565,623	3,007,552	0	0	1,321,835	0
Sanford-Orlando Kennel Club	0	0	0	0	2,567,541	2,638,397	3,091,867	562,301	1,195,464
Sarasota Kennel Club	0	0	0	1,374,196	2,443,227	5,178,238	5,527,566	1,261,663	5,433,628
St. Johns Greyhound	280,382	377,576	339,996	1,680,975	3,001,437	4,546,508	1,476,164	1,193,037	1,254,007
St. Petersburg Kennel Club	883,316	1,123,381	1,191,127	2,413,879	5,513,351	9,439,433	0	1,965,893	12,904,061
Tampa Greyhound	666,635	856,087	725,475	1,730,635	3,093,576	5,653,168	8,341,672	1,617,078	0
Total Greyhound Permitholders	15,375,489	20,283,496	16,229,988	20,225,466	41,856,194	56,953,861	42,331,597	18,460,424	40,314,577
Jai Alai Permitholders									
Dania Jai Alai	0	0	0	0	0	0	0	0	0
Florida Jai Alai	0	0	0	0	0	0	0	0	0
Ft. Pierce Jai Alai	202,702	308,639	235,955	438,361	868,245	3,328,429	696,935	347,585	493,389
Miami Jai Alai	0	0	0	0	0	0	0	0	0
Ocala Jai Alai	224,707	347,208	219,831	710,916	1,291,684	2,225,400	1,056,327	576,985	860,770
Summer Jai Alai	0	0	0	0	0	0	0	0	0
Summersport Jai Alai	0	0	0	0	0	0	0	0	0
Total Jai Alai Permitholders	427,409	655,847	455,786	1,149,277	2,159,929	5,553,829	1,753,262	924,570	1,354,159
Thoroughbred Racing Associations									
Calder Race Course	0	0	0	0	0	0	0	0	0
Gulfstream Park Racing Association	0	0	0	0	0	0	0	0	0
Ocala Breeders' Sales	0	0	0	0	0	0	0	0	0
Tampa Bay Downs	254,161	299,644	449,716	508,088	1,078,961	1,482,950	3,109,035	480,697	2,576,353
Tropical Park									0
Total Thoroughbred Permitholders	254,161	299,644	449,716	508,088	1,078,961	1,482,950	3,109,035	480,697	2,576,353
Harness Racing Associations									
Pompano Park Racing	0	0	0	0	0	0	0	0	0
TOTAL FOR ALL PERMITHOLDERS	\$16,057,059	\$21,238,987	\$17,135,490	\$21,882,831	\$45,095,084	\$63,990,640	\$47,193,894	\$19,865,691	\$44,245,089

CONTINUED ON FOLLOWING PAGE

INTERTRACK WAGERING HANDLE BY GUEST

Fiscal Year 2001/2002		HOST PERMITHOLDER									
GUEST FACILITY	DANIA	MIAMI	SUMMER	SUMMERSPORT	CALDER	GULFSTREAM PARK	TAMPA BAY DOWNS	TROPICAL PARK	POMPANO PARK	TOTAL	
Greyhound Racing Associations											
Bet Miami Greyhounds	\$0	\$0	\$0	\$0	\$1,954,670	\$0	\$0	\$505,772	\$1,863,394	\$7,409,113	
Bonita-Ft. Myers Greyhound	0	0	0	0	11,597,170	6,663,038	3,264,185	2,785,796	2,595,157	36,449,191	
CCC Racing	0	0	0	0	6,972,957	0	11,989	0	937,186	17,891,550	
Daytona Beach Kennel Club	514,299	653,643	682,480	355,023	5,026,449	2,439,252	919,457	1,198,426	2,039,586	26,218,903	
Ebro Greyhound Park	311,630	0	0	183,514	1,533,287	792,733	203,467	293,090	0	8,787,147	
Flagler Greyhound	0	0	0	0	3,008,539	2,161,163	76,764	919,833	3,948,575	31,391,542	
Hollywood Greyhound	0	0	0	0	3,106,486	3,798,650	318,260	409,960	5,450,989	39,267,137	
Jacksonville Kennel Club	373,660	334,311	398,963	438,631	938,602	596,566	283,891	354,186	619,785	31,659,697	
Jefferson County Kennel Club	232,594	0	0	195,208	0	0	0	0	0	5,735,895	
Melbourne Greyhound	825,623	1,000,666	873,638	765,674	9,227,726	5,025,200	890,110	2,030,123	1,085,776	30,174,854	
Orange Park Kennel Club	227,445	278,244	235,595	211,844	680,635	529,572	254,610	269,553	461,947	18,337,064	
Palm Beach Kennel	981,264	1,659,824	1,539,159	683,698	43,074,412	29,357,315	3,038,741	13,799,930	5,897,204	118,439,846	
Pensacola Greyhound Track	0	0	0	0	1,198,015	588,848	0	244,291	0	7,926,164	
Sanford-Orlando Kennel Club	0	0	0	0	359,204	4,383,597	586,607	2,199,498	1,284,339	18,868,815	
Sarasota Kennel Club	0	0	0	0	9,016,774	1,828,220	6,713,854	1,991,077	1,973,645	42,742,088	
St. Johns Greyhound	151,737	512,447	400,913	194,424	9,609,656	4,006,647	2,644,408	2,289,724	2,659,376	36,619,414	
St. Petersburg Kennel Club	518,824	1,830,322	1,763,298	341,180	16,685,740	1,741,036	11,660,816	3,447,760	2,701,063	76,124,480	
Tampa Greyhound	336,988	1,553,862	1,474,801	245,780	9,447,525	785,805	5,705,150	1,918,056	2,082,389	46,234,682	
Total Greyhound Permitholders	4,474,064	7,823,319	7,368,847	3,614,976	133,437,847	64,697,642	36,572,309	34,657,075	35,600,411	600,277,582	
Jai Alai Permitholders											
Dania Jai Alai	0	1,321,780	570,943	0	1,459,499	2,232,566	119,639	457,845	4,537,831	10,700,103	
Florida Jai Alai	1,238,668	1,437,300	1,403,584	1,369,168	21,703,296	8,933,612	6,450,771	5,068,097	6,070,221	53,674,717	
Ft. Pierce Jai Alai	266,435	1,149,207	1,296,966	288,634	6,844,927	3,559,908	1,994,044	1,622,529	1,133,638	25,076,528	
Miami Jai Alai	1,468,618	0	0	289,925	72,484	574,967	27,217	228,015	1,580,107	4,241,333	
Ocala Jai Alai	127,175	970,125	991,038	149,072	4,434,348	1,808,722	769,570	894,338	581,959	18,240,175	
Summer Jai Alai	643,738	0	0	1,119,940	775,405	0	0	0	1,065,192	3,604,275	
Summersport Jai Alai	0	249,230	965,577	0	2,555,306	0	0	474,444	2,501,684	6,746,241	
Total Jai Alai Permitholders	3,744,634	5,127,642	5,228,108	3,216,739	37,845,265	17,109,775	9,361,241	8,745,268	17,470,632	122,283,372	
Thoroughbred Racing Associations											
Calder Race Course	0	0	0	0	0	0	403,690	0	0	403,690	
Gulfstream Park Racing Association	0	0	0	0	0	0	5,230,052	0	91,867	5,321,919	
Ocala Breeders' Sales	0	0	0	0	9,148,590	6,113,538	2,561,796	2,924,560	816,478	21,564,962	
Tampa Bay Downs	235,322	720,673	603,790	136,498	25,660,000	3,455,988	0	5,433,902	5,296,523	51,782,301	
Tropical Park	0	0	0	0	0	0	0	0	0	0	
Total Thoroughbred Permitholders	235,322	720,673	603,790	136,498	34,808,590	9,569,526	8,195,538	8,358,462	6,204,868	79,072,872	
Harness Racing Associations											
Pompano Park Racing	3,119,280	0	0	2,283,250	4,324,391	4,764,532	533,788	700,981	0	15,726,222	
TOTAL FOR ALL PERMITHOLDERS	\$11,573,300	\$13,671,634	\$13,200,745	\$9,251,463	\$210,416,093	\$96,141,475	\$54,662,876	\$52,461,786	\$59,275,911	\$817,360,048	

CONTINUED FROM PREVIOUS PAGE

FINANCIAL STATEMENTS

DEPARTMENT OF BUSINESS AND PROFESSIONAL REGULATION
DIVISION OF PARI-MUTUEL WAGERING
Statement of Net Assets
For Fiscal Year Ended June 30, 2002

PARI-MUTUEL WAGERING TRUST FUND
--

ASSETS

Current assets	
Cash and cash equivalents	\$ 78,100.72
Cash with state treasurer	1,239,031.87
Investments at cost	10,767,376.07
Receivables, net	905,238.30
Due to/from other funds, net	(1,113,487.08)
Due to/from component units	(25,000.00)
Total current assets	11,851,259.88
Noncurrent assets:	
Deferred charges	2,666,743.88
Furniture & equipment	420,239.00
Automobiles	146,511.00
Accumulated depreciation	(354,480.00)
Total noncurrent assets	2,879,013.88
TOTAL ASSETS	\$ 14,730,273.76

LIABILITIES

Current liabilities:	
Accounts payable	49,094.40
Accrued salaries	156,488.97
Total current liabilities	205,583.37
Noncurrent liabilities:	
Deferred revenues	2,606.27
Compensated absences	404,257.28
Total noncurrent liabilities	406,863.55
TOTAL LIABILITIES	\$ 612,446.92

NET ASSETS

Invested in capital assets, net of related debt	212,270.00
Unrestricted (deficit)	13,905,556.84
TOTAL NET ASSETS	\$ 14,117,826.84

DEPARTMENT OF BUSINESS AND PROFESSIONAL REGULATION
DIVISION OF PARI-MUTUEL WAGERING
Statement of Activities
For Fiscal Year Ended June 30, 2002

Functions/Programs	EXPENSES	CHARGES FOR SERVICES*	GOVERNMENTAL ACTIVITIES
Compliance and Enforcement	\$ 2,477,377.95	\$ 34,450.00	\$ (2,442,927.95)
Standards and Licensure	5,659,053.81	5,308,010.17	(351,043.64)
Tax Collections	1,573,512.73		(1,573,512.73)
	<u>\$ 9,709,944.49</u>	<u>\$ 5,342,460.17</u>	<u>\$ (4,367,484.32)</u>
General Revenues			
Taxes			\$ 29,686,361.90
Interest			432,017.47
Transfers to/from other governmental units			<u>(22,835,980.80)</u>
Total general revenues, special items and transfers			<u>\$ 7,282,398.57</u>
Change in Net Assets			<u>\$ 2,914,914.25</u>
Net assets - beginning			8,854,956.05
Prior period adjustment			2,347,956.54
Net assets - ending			<u>\$ 14,117,826.84</u>

*Revenues are not accumulated by function

DEPARTMENT OF BUSINESS & PROFESSIONAL REGULATION
DIVISION OF PARI-MUTUEL WAGERING
Combining Balance Sheet
All Governmental Funds
For Fiscal Year Ended June 30, 2002

	PARI-MUTUEL WAGERING TRUST FUND	FIDUCIARY FUNDS	TOTALS (MEMO ONLY) 2002
ASSETS			
Cash	\$ 78,100.72	\$ 0.00	\$ 78,100.72
Cash with State Treasurer	1,239,031.87	0.00	1,239,031.87
Investments at cost	10,767,376.07	0.00	10,767,376.07
Accounts receivable	3,240.70	0.00	3,240.70
Allowance for uncollectibles	(204.73)	0.00	(204.73)
Interest receivable	39,244.10	0.00	39,244.10
Revenue receivable	862,958.23	12,358.16	875,316.39
Deferred charges	2,666,743.88	0.00	2,666,743.88
	<u>15,656,490.84</u>	<u>12,358.16</u>	<u>15,668,849.00</u>
TOTAL ASSETS	\$ 15,656,490.84	\$ 12,358.16	\$ 15,668,849.00
LIABILITIES & FUND EQUITY			
Liabilities:			
Accounts payable	\$ 49,094.40	\$ 0.00	\$ 49,094.40
Accrued salaries	156,488.97	0.00	156,488.97
Due to other funds	44,346.52	0.00	44,346.52
Due to other state agencies	56,308.94	0.00	56,308.94
Due to general revenue	1,012,831.62	12,358.16	1,025,189.78
Due to component unit	25,000.00	0.00	25,000.00
Deferred revenues	2,606.27	0.00	2,606.27
	<u>1,346,676.72</u>	<u>12,358.16</u>	<u>1,359,034.88</u>
TOTAL LIABILITIES	\$ 1,346,676.72	\$ 12,358.16	\$ 1,359,034.88
FUND EQUITY			
Reserved for encumbrances	\$ 0.00	\$ 0.00	\$ 0.00
Unreserved	14,309,814.12	0.00	14,309,814.12
	<u>14,309,814.12</u>	<u>0.00</u>	<u>14,309,814.12</u>
TOTAL FUND EQUITY	\$ 14,309,814.12	\$ 0.00	\$ 14,309,814.12
TOTAL LIABILITIES & FUND EQUITY	\$ 15,656,490.84	\$ 12,358.16	\$ 15,668,849.00

DEPARTMENT OF BUSINESS AND PROFESSIONAL REGULATION
DIVISION OF PARI-MUTUEL WAGERING
Balance Sheet
Special Revenue Fund
For Fiscal Year Ended June 30, 2002

PARI-MUTUEL WAGERING TRUST FUND
--

ASSETS

Cash	\$	78,100.72
Cash with State Treasurer		1,239,031.87
Investments at cost		10,767,376.07
Accounts Receivable		3,240.70
Allowance for Uncollectibles		(204.73)
Interest Receivable		39,244.10
Revenue Receivable		862,958.23
Deferred Charges		2,666,743.88
		2,666,743.88
TOTAL ASSETS	\$	15,656,490.84

LIABILITIES & FUND EQUITY

Liabilities:

Accounts Payable	\$	49,094.40
Accrued Salaries		156,488.97
Due to Other Funds		44,346.52
Due to Other State Agencies		56,308.94
Due to General Revenue		1,012,831.62
Due to Component Unit		25,000.00
Deferred Revenues		2,606.27
		2,606.27

TOTAL LIABILITIES	\$	1,346,676.72
--------------------------	-----------	---------------------

FUND EQUITY

Unreserved	\$	14,309,814.12
------------	----	---------------

TOTAL FUND EQUITY	\$	14,309,814.12
--------------------------	-----------	----------------------

TOTAL LIABILITIES & FUND EQUITY	\$	15,656,490.84
--	-----------	----------------------

**DEPARTMENT OF BUSINESS AND PROFESSIONAL REGULATION
 DIVISION OF PARI-MUTUEL WAGERING
 Reconciliation of Balance Sheet to Statement of Net Assets
 Special Revenue Fund
 For Fiscal Year Ended June 30, 2002**

Fund Balance \$ 14,309,814.12

Amounts reported for governmental activities in the Statement of Assets are different because:

Capital assets used in governmental activities are not financial resources and therefore are not reported in the governmental funds

Capital assets	\$ 566,750.00	
less depreciation	<u>(354,480.00)</u>	<u>212,270.00</u>

Long term liabilities are not due and payable in current year and therefore are not reported in the governmental funds		<u>(404,257.28)</u>
--	--	---------------------

Net Assets in Governmental Activities \$14,117,826.84

**DEPARTMENT OF BUSINESS AND PROFESSIONAL REGULATION
DIVISION OF PARI-MUTUEL WAGERING
Statement of Revenues, Expenditures & Changes in Fund Balance
Special Revenue Fund
For Fiscal Year Ended June 30, 2002**

PARI-MUTUEL WAGERING TRUST FUND
--

REVENUES:

Fees, charges, commissions and sales	\$ 4,700,510.19
Licenses and permits	607,499.98
Taxes	29,686,361.90
Fines, forfeits, judgments and settlements	34,450.00
Interest and dividends	432,017.47
	<u>432,017.47</u>
 Total Revenues	 \$ 35,460,839.54

EXPENDITURES

CURRENT OPERATING	
Regulation of Pari-Mutuel Wagering	9,629,560.97
CAPITAL OUTLAY	
Operating capital outlay	9,868.47
	<u>9,868.47</u>
 Total Expenditures	 \$ 9,639,429.44

Excess (Deficiency) of Revenues Over (Under) Expenditures	\$ 25,821,410.10
---	------------------

Other Financing Sources (Uses)

Service charge to general revenue	(2,589,028.84)
Transfers to other funds	(1,695,090.56)
Transfers to other departments	(60,130.94)
Transfers to general revenue	(18,491,730.46)
	<u>(18,491,730.46)</u>

Total Other Financing Sources (Uses)	\$ (22,835,980.80)
---	---------------------------

Excess (deficiency) revenues & other sources over (under) expenditures & other uses	\$ 2,985,429.30
---	-----------------

FUND BALANCE JULY 1, 2001	8,976,428.28
Adjustment to fund balance	2,347,956.54
	<u>2,347,956.54</u>

FUND BALANCE JUNE 30, 2002	\$ 14,309,814.12
-----------------------------------	-------------------------

**DEPARTMENT OF BUSINESS AND PROFESSIONAL REGULATION
 DIVISION OF PARI-MUTUEL WAGERING
 Reconciliation of Statement of Revenues, Expenditures & Changes in Fund Balance
 to the Statement of Activities
 Special Revenue Fund
 For Fiscal Year Ended June 30, 2002**

Net change in fund balance - Pari-Mutuel Wagering Trust Fund	\$	2,985,429.30
--	----	--------------

Amounts reported for governmental activities in the statement of activities are different because:

Governmental funds report capital outlays as expenditures. However, in the statement of activities, the cost of those assets is allocated over their estimated useful lives as depreciation expense. This is the amount by which capital outlays exceeded depreciation in the current period.

66,766.67

The changes of compensated absences are considered expenditures in the statement of activities but are not considered as expenditures in the Statement of Revenues, Expenditures and Changes in Fund Balance.

3,748.38

Change in net assets of Pari-Mutuel Wagering Trust Fund	\$	<u><u>2,914,914.25</u></u>
---	----	----------------------------

DEPARTMENT OF BUSINESS AND PROFESSIONAL REGULATION
DIVISION OF PARI-MUTUEL WAGERING
Statement of Revenues, Expenditures & Changes in Fund Balance - Budget & Actual
Special Revenue Fund
For Fiscal Year Ended June 30, 2002

PARI-MUTUEL WAGERING TRUST FUND

	BEGINNING BUDGET	FINAL BUDGET	ACTUAL	VARIANCE
REVENUES:				
Fees, charges, commissions and sales	\$ 4,935,688.38	\$ 4,935,688.38	\$ 4,700,510.19	\$ 235,178.19
Licenses and permits	637,881.09	637,881.09	607,499.98	30,381.11
Taxes	31,173,663.47	31,173,663.47	29,686,361.90	1,487,301.57
Fines, forfeits, judgments and settlements	36,172.50	36,172.50	34,450.00	1,722.50
Interest and dividends	453,618.34	453,618.34	432,017.47	21,600.87
TOTAL REVENUES	\$ 37,237,023.78	\$ 37,237,023.78	\$ 35,460,839.54	\$ 1,776,184.24
EXPENDITURES				
Operating:				
Salaries	3,140,696.00	3,220,715.00	3,161,245.49	59,469.51
Other personal services	2,317,594.00	2,429,610.00	2,367,028.68	62,581.32
Other operating expenditures	863,808.00	744,035.00	662,357.25	81,677.75
Risk management	358,439.00	509,387.00	509,387.00	0.00
EDP-Samas user charges	75,000.00	77,757.00	76,962.09	794.91
Data processing	296,476.00	296,476.00	239,532.30	56,943.70
G&A/State university system	300,000.00	300,000.00	300,000.00	0.00
Regulation of PMW industry	167,959.00	167,959.00	167,959.00	0.00
Tax collection/ equalization	60,725.00	60,725.00	60,725.00	0.00
PMW Lab Services	1,860,000.00	1,860,000.00	1,860,000.00	0.00
Cardroom tax distribution	75,000.00	75,000.00	39,569.10	35,430.90
Operating Capital Outlay	18,032.00	18,032.00	9,868.47	8,163.53
Acquisition of motor vehicles	24,802.00	29,802.00	0.00	29,802.00
Assessment for fingerprinting	329,000.00	329,000.00	244,926.00	84,074.00
Service charge to general revenue	2,590,000.00	2,590,000.00	2,589,028.84	971.16
Transfers to other funds	1,311,056.00	1,824,744.00	1,695,090.56	129,653.44
Transfers to general revenue	23,591,708.00	23,591,708.00	18,491,730.46	5,099,977.54
TOTAL EXPENDITURES	\$ 37,380,295.00	\$ 38,124,950.00	\$ 32,475,410.24	\$ 5,649,539.76
EXCESS (DEFICIENCY) OF REVENUES OVER EXPENDITURES	(143,271.22)	(887,926.22)	2,985,429.30	(3,873,355.52)
FUND BALANCE JULY 1, 2001	0.00	0.00	8,976,428.28	(8,976,428.28)
Adjustment to fund balance	0.00	0.00	2,347,956.54	(2,347,956.54)
FUND BALANCE JUNE 30, 2002	\$ (143,271.22)	\$ (887,926.22)	\$ 14,309,814.12	\$ (15,197,740.34)
	(1)	(1)	(2)	

(1) Does not include budget of \$882,540 for category 220020 Refunds and budget of \$ 27,328,105 for category 190000 Investments.

(2) Actual Expenditures for category 220020 reduced revenues and expenditures for category 190000 were closed into the asset account Investments in State Treasury. Revenue category 001800 Refunds reduced expenditures in category 040000.

DEPARTMENT OF BUSINESS AND PROFESSIONAL REGULATION
DIVISION OF PARI-MUTUEL WAGERING
Reconciliation of Budgetary Statement To Income Statement Revenue Inflows and Outflows
Special Revenue Fund
For Fiscal Year Ended June 30, 2002

**Explanation of Differences between Budgetary and GAAP Revenue Inflows
Resources/Inflows of Resources:**

Actual and (Budgetary basis) 'Available for Appropriation' from the budgetary comparison schedule agree with the amount reported as revenue on the Statement of Revenues, Expenditures and Changes in Fund Balance	<u>\$ 35,460,839.54</u>
--	-------------------------

Uses/outflows: resources

Actual and (Budgetary Basis) 'total charges to appropriations' from budgetary comparison schedule	32,475,410.24
Differences Budget to GAAP	

Certain transfers to other departments are paid out of the expense category and are included with expenses on the budget statement but are considered transfers out on the Income Statement	60,130.94
---	-----------

Transfers to other funds are outflows of budgetary resources but are not expenditures for financial statement purposes.	<u>22,775,849.86</u>
---	----------------------

Total expenditures as reported on the Statement of Revenues, Expenditures and Changes in Fund Balance-Governmental Funds.	<u>\$ 9,639,429.44</u>
---	------------------------

Department of Business and Professional Regulation
Division of Pari-Mutuel Wagering
Notes to Financial Statements
June 30, 2002

1. Summary of Significant Accounting Policies

Responsibility for both the accuracy of the presented data and the completeness and fairness of the presentation, including all disclosures, rests with the division, except for the financial statements and additional information, which are the responsibility of the Bureau of Accounting, Department of Business and Professional Regulation. The accounting policies of the division conform to generally accepted accounting principles as applicable to governments. The most significant of the division's accounting policies follow.

Reporting Entity - The Department of Business and Professional Regulation is a component unit within the State of Florida reporting entity which consists of the state's legislative agencies; the Governor and Cabinet; the state departments, commissions, and boards of the executive branch; and the various offices relating to the judicial branch of state government.

The Division of Pari-Mutuel Wagering is a regulatory division of the Department of Business and Professional Regulation. It is charged with the supervision of the making of pari-mutuel pools and wagers and their distribution, as described under Chapter 550, Florida Statutes.

Fund Accounting - The division uses funds and account groups to report on its financial position and the results of its operations. Fund accounting is designed to demonstrate legal compliance and to aid financial management by segregating transactions related to certain government functions or activities.

A fund is a separate accounting entity with a self-balancing set of accounts. An account group, on the other hand, is a financial reporting device designed to provide accountability for certain assets and liabilities that are not recorded in the funds because they do not directly affect net expendable available financial resources. The following fund types and account groups are used to record transactions relating to the division's activities:

Governmental Fund Types

- Special revenue funds are used to account for the proceeds of specific revenue sources that are legally restricted to expenditures for specified purposes.

Fiduciary Fund Types

- Agency funds account for the assets held by the division for others. These are custodial in nature (assets equal liabilities) and do not involve measurement of operations.

Account Groups

- The general fixed asset account group is used to maintain accounting control for general fixed assets.
- The general long-term debt account group is used to maintain accounting control for long-term obligations of governmental fund types not paid with current resources.

Basis of Accounting - Basis of accounting refers to revenues and expenditures or expenses recognized in the accounts and reported in the financial statements. Basis of accounting relates to the timing of the measurements made, regardless of the measurement focus applied.

The division's accounting records for all governmental fund types and agency funds are maintained on the modified accrual basis. Under the modified accrual basis of accounting, revenues are recognized when susceptible to accrual (i.e., when they become both measurable and available). "Measurable" is defined as the amount of the transaction that can be determined and "available" is defined as collectible within the current period or soon enough thereafter, to be used to pay the liabilities of the current period. Significant revenues considered susceptible to accrual include pari-mutuel fees and taxes. Expenditures are recorded when the related fund liability is incurred.

Department of Business and Professional Regulation
Division of Pari-Mutuel Wagering
Notes to Financial Statements
June 30, 2002

Summary of Significant Accounting Policies (Continued)

Budgets - The department follows statutory procedures in the adoption, amendment and reporting of budgets and budgetary data:

- A. Budgets are to be prepared and submitted to the Legislature and the Executive Office of the Governor on an annual basis in the form and manner prescribed by Chapter 216, F.S. Prior to June 30, the budget is legally enacted through passage of a law.
- B. Budgetary information is integrated into the department's accounting system. Monthly budget reports are furnished to division directors to assure compliance with budgets as authorized by the State Legislature. Releases of the budget are authorized by the Executive Office of the Governor as a further budgetary control.
- C. Limited transfers of expenditure authority may be made by the agency head. Transfers in excess of the limitations established by Section 216.292(2), F.S., must be approved by the Administration Commission.
- D. Pursuant to Chapter 216, F.S., annual appropriations to the department are to be used to fund (a) authorized expenditures incurred during the current fiscal year, (b) encumbrances outstanding at year-end approved for liquidation in the subsequent year and (c) legal, due and unpaid obligations relating to prior year appropriations which have lapsed.

Encumbrances - Encumbrance accounting, under which purchase orders and other commitments for the expenditure of monies are recorded in order to reserve that portion of the applicable appropriation, is employed as an extension of formal budgetary integration in the Special Revenue Funds. Encumbrances outstanding at year end are reported as reservations of fund balances since they do not constitute expenditures or liabilities. Encumbrances outstanding as of June 30, do not lapse and are considered payable by December 31, from the June 30, budget.

Investments - Investments are stated at historical cost.

Short-Term Interfund Receivables/Payables - During the course of operations, numerous transactions occur between individual funds for goods provided or services rendered. These receivables and payables are classified as "due from other funds" on the balance sheet.

Accounts Receivable - The amount shown as Allowance for Uncollectables in the Pari-Mutuel Collection is uncollected checks.

Fixed Assets - Fixed assets purchased in the governmental fund types are recorded as expenditures (capital outlay) at the time of purchase. Such assets are recorded at cost in the General Fixed Assets Account Group. Depreciation is not recorded in the General Fixed Assets Account Group.

Liability for Compensated Absences - Employees earn the right to be compensated during absences for vacation and illness. Within the limits established by the law or rule, unused leave benefits will be paid to employees upon separation from state service. The liability for compensated absences has been recorded in the General Long-Term Debt Account Group.

Fund Equity - Reserves for encumbrances segregate a portion of fund equity committed for a specific future use. In accordance with Section 550.135, F.S., the Pari-Mutuel Wagering Trust Fund does not maintain fund equity in excess of \$3.5 million. Funds in excess of this amount are transferred to the General Revenue Fund of the State of Florida.

Department of Business and Professional Regulation
Division of Pari-Mutuel Wagering
Notes to Financial Statements
June 30, 2002

Summary of Significant Accounting Policies (Concluded)

Memorandum Only - Total Columns - Total columns on the general purpose financial statements are captioned "memorandum only" to indicate that they are presented only to facilitate financial analysis. Data in these columns do not present financial position, results of operations or changes in financial position to conform to generally accepted accounting principles. Such data is not comparable to a consolidation. Interfund eliminations have not been made in the aggregation of this data.

Comparative Data – No comparative totals from prior year have been presented. Because of GASB's statement 34, changes in presentation comparing totals of the two years would be misleading.

2. Cash and Investments

Cash is maintained in the State Treasury. The financial institution used, the compensating balances and the security requirements are all the responsibility of the State Treasurer. Idle funds of Special Revenue Funds were deposited with the State Treasurer for investment in accordance with Section 215.535, F.S. Deposits are not recorded as expenditures of the funds. Earnings from investments in excess of service charges made are recorded as revenues. Investments of money placed with the State Treasurer's Office are made on a pooled basis, and the State Treasurer's Office has not identified or reported the market value of these investments as of the date of this report. Management considers all cash and investments to be fully insured.

3. Fixed Assets

Changes in general fixed assets during the year are summarized below:

GENERAL FIXED ASSETS

	<u>June 30, 2001</u>	<u>Additions</u>	<u>Retirements</u>	<u>June 30, 2002</u>
Automobiles	\$ 146,511	\$ 9,868	\$ 0	\$ 156,379
Furniture & Equipment	665,063	0	(244,823)	420,240
Laboratory Equipment	1,203	0	(1,203)	0
Books	<u>0</u>	<u>0</u>	<u>0</u>	<u>0</u>
Total General Fixed Assets	<u>\$ 812,777</u>	<u>\$ 9,868</u>	<u>\$ (246,026)</u>	<u>\$ 576,619</u>

DEPRECIATION

	<u>June 30, 2001</u>	<u>Additions</u>	<u>Retirements</u>	<u>June 30, 2002</u>
Automobiles	\$ 0	\$ 265,106	\$ 0	\$ 265,106
Furniture & Equipment	0	89,374	0	89,374
Laboratory Equipment	0	0	0	0
Books	<u>0</u>	<u>0</u>	<u>0</u>	<u>0</u>
Total General Fixed Assets	<u>\$ 0</u>	<u>\$ 354,480</u>	<u>\$ 0</u>	<u>\$ 354,480</u>

4. General Long-Term Debt

The Division of Pari-Mutuel Wagering has no long-term debt.

Compensated Absences: The total liability for the division is \$404,257.28.

**Department of Business and Professional Regulation
Division of Pari-Mutuel Wagering
Notes to Financial Statements
June 30, 2002**

5. Tax Collections

Tax collections received by the division are recorded using fund accounting and allocated between the Pari-Mutuel Wagering Trust Fund and the General Revenue Agency Fund in accordance with Florida Statutes. Activity occurring within the General Revenue Agency and Pari-Mutuel Wagering Trust Fund during the current fiscal year is as follows:

	<u>General Revenue Agency Fund</u>	<u>Pari-Mutuel Wagering Trust Fund</u>	<u>Total</u>
TAXES			
Tax on Handle-Regular	\$ 0	\$ 11,040,648	\$ 11,040,648
Tax on Handle-intertrack	0	18,208,291	18,208,291
Attendance	0	298,168	298,168
Tax on Gross Receipts - Cardrooms	141,889	141,889	283,778
TOTAL TAXES	<u>\$ 141,889</u>	<u>\$ 29,688,996</u>	<u>\$ 29,830,885</u>
 COLLECTIONS			
Daily license fees	\$ 0	\$ 4,379,000	\$ 4,379,000
Cardroom table fees	0	76,000	76,000
Occupational license	0	618,460	618,460
Fingerprints fees	0	242,818	242,818
Fines	1,000	34,450	35,450
Miscellaneous	0	6,624	6,624
Interest	0	432,017	432,017
TOTAL COLLECTIONS	<u>\$ 1,000</u>	<u>\$ 5,789,369</u>	<u>\$ 5,790,369</u>
 TOTAL TAXES AND COLLECTIONS	 <u>\$ 142,889</u>	 <u>\$ 35,478,365</u>	 <u>\$ 35,621,254</u>

NOTE: This statement was prepared using figures supplied by the Division of Pari-Mutuel Wagering Summary of State Revenue.

6. Fines

In accordance with Section 550.241, F.S., it is a violation for a person to administer or cause to be administered, any drug, medication, stimulant, depressant or other type of drug-masking agent to an animal which will result in a positive test for such substance taken immediately prior to or subsequent to the racing of that animal. Rules have been promulgated which identify specific instances where the statute should be implemented. They have been adopted by the division and enforced by the Office of Investigations.

7. Retirement Plans

Pursuant to law, all officers and salaried employees are members of defined retirement plans, which are administered by the Department of Administration, Division of Retirement. These retirement systems consist of both contributory and noncontributory benefit plans. The plans provide for retirement, death and disability benefits as well as requiring contributions by employees and/or participating agencies at stated percentages of compensation as determined by the State Legislature.

**DEPARTMENT OF BUSINESS & PROFESSIONAL REGULATION
 DIVISION OF PARI-MUTUEL WAGERING
 Combining Balance Sheet
 Fiduciary Funds - General and Agency
 For Fiscal Year Ended June 30, 2002**

	GENERAL REVENUE AGENCY FUND	COLLECTIONS FOR OTHER STATE AGENCIES AGENCY FUND	2002 ACTUAL
ASSETS			
Revenue receivable	\$ 12,358.16	\$ 0.00	\$ 12,358.16
TOTAL ASSETS	\$ 12,358.16	\$ 0.00	\$ 12,358.16
LIABILITIES & FUND EQUITY			
Liabilities:			
Due to general revenue	\$ 12,358.16	\$ 0.00	\$ 12,358.16
TOTAL LIABILITIES	\$ 12,358.16	\$ 0.00	\$ 12,358.16
FUND EQUITY	\$ 0.00	\$ 0.00	\$ 0.00
TOTAL LIABILITIES & FUND EQUITY	\$ 12,358.16	\$ 0.00	\$ 12,358.16

DEPARTMENT OF BUSINESS & PROFESSIONAL REGULATION
DIVISION OF PARI-MUTUEL WAGERING
Schedule of Collections & Distributions - Estimated & Actual
Fiduciary Fund - Collections For Other State Agency
For Fiscal Year Ended June 30, 2002

	ESTIMATED	2002 ACTUAL	VARIANCE FAVORABLE (UNFAVORABLE)
COLLECTIONS			
Taxes	\$ 0.00	\$ 1,983,934.37	\$ (1,983,934.37)
TOTAL COLLECTIONS	<u>\$ 0.00</u>	<u>\$ 1,983,934.37</u>	<u>\$ (1,983,934.37)</u>
DISTRIBUTIONS			
Deposits to Other State Agencies			
Department of Agriculture	\$ 0.00	\$ 5,030.17	\$ (5,030.17)
Board of Regents	0.00	6,751.76	(6,751.76)
Department of Education	0.00	1,972,152.44	(1,972,152.44)
TOTAL DISTRIBUTIONS	<u>\$ 0.00</u>	<u>\$ 1,983,934.37</u>	<u>\$ (1,983,934.37)</u>

DEPARTMENT OF BUSINESS & PROFESSIONAL REGULATION
DIVISION OF PARI-MUTUEL WAGERING
Schedule of Collections & Distributions - Estimated & Actual
Fiduciary Fund - General Revenue Fund
For Fiscal Year Ended June 30, 2002

	ESTIMATED	2002 ACTUAL	VARIANCE FAVORABLE (UNFAVORABLE)
COLLECTIONS			
Taxes	\$ 141,993.30	\$ 141,993.30	\$ 0.00
Fines	<u>1,000.00</u>	<u>1,000.00</u>	<u>0.00</u>
TOTAL COLLECTIONS	<u>\$ 142,993.30</u>	<u>\$ 142,993.30</u>	<u>\$ 0.00</u>
DISTRIBUTIONS			
Transfers to general revenue	<u>\$ 0.00</u>	<u>\$ 142,993.30</u>	<u>\$ (142,993.30)</u>
TOTAL DISTRIBUTIONS	<u>\$ 0.00</u>	<u>\$ 142,993.30</u>	<u>\$ (142,993.30)</u>

PARI-MUTUEL STATUTE MATRIX

STATUTE TOPIC	GREYHOUNDS	JAI ALAI	THOROUGHBREDS	HARNESS	QUARTER HORSE
DAILY LICENSE FEE					
Live / On-track	\$80 per race. 550.0951(1)(a)	\$40 per game. 550.0951(1)(a)	\$100 per race. 550.0951(1)(a)	\$100 per race. 550.0951(1)(a)	\$100 per race. 550.0951(1)(a)
Simulcast	\$80 per race, but not to exceed \$500 per day. 550.0951(1)(a)	\$40 per game, but not to exceed \$500 per day. 550.0951(1)(a)	\$100 per race, but not to exceed \$500 per day. 550.0951(1)(a)	\$100 per race, but not to exceed \$500 per day. 550.0951(1)(a)	\$100 per race, but not to exceed \$500 per day. 550.0951(1)(a)
ADMISSIONS TAX					
	15% of admission charge or 10 cents, whichever is greater, for entrance to facility or grandstand. 550.0951(2)(a)	15% of admission charge or 10 cents, whichever is greater, for entrance to facility or grandstand. 550.0951(2)(a)	15% of admission charge or 10 cents, whichever is greater, for entrance to facility or grandstand. 550.0951(2)(a)	15% of admission charge or 10 cents, whichever is greater, for entrance to facility or grandstand. 550.0951(2)(a)	15% of admission charge, or 10 cents, whichever is greater, for entrance to facility or grandstand. 550.0951(2)(a)
	No tax is imposed on free passes or complimentary cards 550.0951(2)(b)&(c)	No tax is imposed on free passes or complimentary cards 550.0951(2)(b)&(c)	No tax is imposed on free passes or complimentary cards 550.0951(2)(b)&(c)	No tax is imposed on free passes or complimentary cards 550.0951(2)(b)&(c)	No tax is imposed on free passes or complimentary cards 550.0951(2)(b)&(c)
TAX ON HANDLE					
Live / On-track	5.5% of handle, and 7.6% of handle on charity/scholarship performances. 550.0951(3)(b)1.	Effective July 1, 2000, a permitholder may not be taxed at a higher rate than 2%. 550.0951(3)(d)	0.5% of handle. 550.09515(2)(a)	0.5% of handle. 550.09512(2)(a)	1% of handle. 550.0951(3)(a)
Intertrack Wagering	5.5% of handle; 7.6% for market area guests during charity/scholarship performances. 550.0951(3)(b)1., and 550.0951(3)(c)1. 0.5% of handle, if the guest is located outside market area of host and within market area of thoroughbred track conducting a live meet. 550.0951(3)(c)1. 3.9% of handle, for permitholders located in an area of the state where there are only 3 greyhound permitholders, located in 3 contiguous counties. 550.0951(3)(c)2. 3.9% of handle, for greyhound permitholders located in the same market area as specified in 550.615(6) or (9). 550.0951(3)(c)2.	7.1% of handle. 550.0951(3)(c)1. 0.5% of handle, if the guest is located outside market area of host and within market area of thoroughbred track conducting a live meet. 550.0951(3)(c)1. 3.3% of handle, if permitholder restricted from operating live on a year-round basis and tax paid on intertrack handle exceeds that paid during 92/93 State Fiscal Year. 550.09511(3)(a) 6.1% of handle, for jai alai permitholders located in the market area as specified in 550.615(6) or (9), until the tax paid on intertrack handle in the current state fiscal year exceeds that paid during 92/93 State Fiscal Year then tax on handle is 2.3%. 550.0951(3)(c)2.	2% of handle. 550.0951(3)(c)1. 0.5% of handle, if host and guest are thoroughbred permitholders or if the guest is located outside market area of host and within market area of thoroughbred track conducting a live meet. 550.0951(3)(c)1.	3.3% of handle. 550.0951(3)(c)1. 0.5% of handle, if the guest is located outside market area of host and within market area of thoroughbred track conducting a live meet. 550.0951(3)(c)1.	2% of handle. 550.0951(3)(c)1. 0.5% of handle, if the guest is located outside market area of host and within market area of thoroughbred track conducting a live meet. 550.0951(3)(c)1.

STATUTE TOPIC	GREYHOUNDS	JAI ALAI	THOROUGHBREDS	HARNESS	QUARTER HORSE
Simulcast	Allows permitholders to receive greyhound races from out of state and are subject to taxation under 550.0951 and 550.09511. <u>550.3551(4)</u>	Allows permitholders to receive jai alai games from out of state and are subject to taxation under 550.0951 and 550.09511. <u>550.3551(4)</u>	Allows permitholders to receive horse races from out of state and are subject to taxation under 550.0951, 550.09512, and 550.09515. <u>550.3551(3) through 550.3551(3)(c)</u>	Allows permitholders to receive horse races from out of state and are subject to taxation under 550.0951, 550.09512, and 550.09515. <u>550.3551(3) through 550.3551(3)(c)</u>	Allows permitholders to receive horse races from out of state and are subject to taxation under 550.0951, 550.09512, and 550.09515. <u>550.3551(3) through 550.3551(3)(c)</u>
Intertrack Simulcast	5.5% of handle. <u>550.0951(3)(b)1.</u> <u>550.0951(3)(c)1.</u> 0.5% of handle, if the guest is located outside market area of host and within market area of thoroughbred track conducting a live meet. <u>550.0951(3)(c)1.</u> 3.9% of handle, for permitholders located in an area of the state where there are only 3 greyhound permitholders, located in 3 contiguous counties. <u>550.0951(3)(c)2.</u> 3.9% of handle, for greyhound permitholders located in the same market area as specified in 550.615(6) or (9). <u>550.0951(3)(c)2.</u>	7.1% of handle. <u>550.0951(3)(b)2.</u> 0.5% of handle, if the guest is located outside market area of host and within market area of thoroughbred track conducting a live meet. <u>550.0951(3)(c)1.</u> 3.3% of handle, if permitholder restricted from operating live on a year-round basis and tax paid on intertrack handle exceeds that paid during 92/93 State Fiscal Year. <u>550.09511(3)(a)</u> 6.1% of handle, for jai alai permitholders located in the market area as specified in 550.615(6) or (9), until the tax paid on intertrack handle in the current state fiscal year exceeds that paid during 92/93 State Fiscal Year then tax on handle is 2.3%. <u>550.0951(3)(c)2.</u>	2.4% of handle <u>550.0951(3)(c)1. and 550.09515(5)</u> 0.5% of handle, if host and guest are thoroughbred permitholders or if the guest is located outside market area of host and within market area of thoroughbred track conducting a live meet. <u>550.0951(3)(c)1.</u> 0.5% of handle, if guest track is a thoroughbred track located more than 35 miles from host track. <u>550.09515(5)</u>	1.5% of handle <u>550.0951(3)(c)1.</u> 0.5% of handle, if the guest is located outside market area of host and within market area of thoroughbred track conducting a live meet. <u>550.0951(3)(c)1.</u>	0.5% of handle, if the guest is located outside market area of host and within market area of thoroughbred track conducting a live meet. <u>550.0951(3)(c)1.</u>
PAYMENT TO GUESTS					
Intertrack Wagering	5% of handle. <u>550.6305(1)</u>	5% of handle. <u>550.6305(1)</u>	7% of handle. <u>550.6305(1)</u>	5% of handle. <u>550.6305(1)</u> May reduce purses by 50% of supplemental amount paid to the guest track, not to exceed 1% of intertrack wagers in current meet pursuant to 550.615. <u>550.6345</u>	7% of handle. <u>550.6305(1)</u>
Intertrack Simulcast			One-third of net proceeds. <u>550.6305(9)(b)1.</u>	One-third of net proceeds. <u>550.6305(9)(e) 2.</u>	

STATUTE TOPIC	GREYHOUNDS	JAI ALAI	THOROUGHBREDS	HARNESS	QUARTER HORSE
PURSES / PLAYERS' AWARDS					
Live / On-track	<p>Permitholders pay purses on live handle during its current meet at a rate not less than what was paid during the 1993/94 State Fiscal Year. 550.09514(2)(a)</p> <p>In addition to the purse required in paragraph (a), permitholders pay an annual amount equal to 75% of the daily license fee paid for the 1994/95 State Fiscal Year. However, two greyhound permitholders located as specified in 550.615(6), an aggregate amount of the 75% shall be paid. 550.09514(2)(b)</p> <p>Permitholders pay an amount equal to one-third of the tax reduction as a result of the reduced tax rates provided by the amendment to 550.0951(3). 550.09514(2)(e)</p>		<p>A minimum of 7.75% of handle plus: 0.625% from Jan 3–March 16 0.225% from March 17–May 22 0.85% from May 23–Jan 2 Any permitholder whose total live handle during the 1991/92 State Fiscal Year was not greater than \$34 million is exempt from the additional purse payment. 550.2625(2)(a)</p> <p>2% of handle on exotic wagers may be withheld for overnight purses. No permitholder may withhold in excess of 20% from the handle without withholding the amounts set forth in this subsection. 550.2625(2)(a)</p>	<p>An amount not less than 8.25% of handle with 7.75% paid as purses and not more than 0.5% for medical, dental, surgical, life, funeral or disability insurance benefits for occupational licensees working at the tracks. 550.2625(2)(b)1., and 550.2625(2)(b)2.</p>	<p>6% of handle. 550.2625(2)(c)</p>
Intertrack Wagering	<p>Permitholders conducting 3 or more live performances weekly pay purses in that week on:</p> <ol style="list-style-type: none"> Wagers it accepts as a guest on greyhound races at the same rate paid on live races. 550.09514(2)(c)1. On wagers accepted at a dark market area guest at the same rate paid on live races. 550.09514(2)(c)1. <p>If host and guest are not market area greyhound permitholders an amount equal to the tax reduction applicable to guest handle by the amendment to 550.0951(3), shall be distributed to the guest track. One-third of which shall be paid as purses.</p> <p>If the guest is a greyhound permitholder within the market-area or the host or guest is not a greyhound permitholder the host track retains the amount equal to the tax reduction of the applicable guest handle. One-third of which is paid as purses at the host track. 550.09514(2)(e)</p>		<p>7% of handle, permitholder may hold 0.5% of this amount to supplement the awards program for owners of Florida-bred horses. 550.625(1)</p> <p>If host and guest are thoroughbred permitholders and guest track accepts wagers during its current meet, one-third of guest payment shall be paid as purses during its current meet. In addition, 2% of guest handle shall be remitted by host to guest and deducted from required purse amount paid by host. 550.6305(1)(a)</p> <p>Wagering accepted at any guest track, including a thoroughbred guest track, located within 25 miles of another dark thoroughbred permitholder the host shall pay the thoroughbred permitholder 2% of intertrack handle on all such guests, including guest thoroughbred, which amount is deducted from purses paid by host track. This amount is used by thoroughbred permitholder for purses during its next meet. 550.6305(1)(b)</p>	<p>7% of handle. 550.625(1)</p> <p>Permitholder may pay guests an additional percentage in addition to that authorized in 550.6305. Permitholder may reduce purse amount by 50% of the supplemental amount paid to the guest but the total reduction may not exceed 1% of the intertrack wagers placed on the regular on-track program during the current meet pursuant to 550.615. 550.6345</p>	<p>7% of handle, permitholder may hold 0.5% of this amount to supplement the awards program for owners of Florida-bred horses. 550.625(1)</p>

STATUTE TOPIC	GREYHOUNDS	JAI ALAI	THOROUGHBREDS	HARNESS	QUARTER HORSE
Simulcast	<p>Permitholders conducting 3 or more live performances weekly shall pay purses in that week on wagers it accepts as a guest track on simulcast greyhound races at the same rate paid on live races. <u>550.09514(2)(c)1.</u></p> <p>Host permitholders shall pay purses on broadcasts of greyhound races to guests outside its market area, an amount equal to one quarter of an amount determined by adding the fees received for simulcast races, plus 3% of intertrack handle from guests located outside its market area and paid fees to host for broadcasts. <u>550.09514(2)(c)2.</u></p> <p>Permitholders pay an amount equal to one-third of the tax reduction as a result of the reduced tax rates provided by the amendment to 550.0951(3). <u>550.09514(2)(e)</u></p>				
Intertrack Simulcast	<p>Host permitholders shall pay purses on intertrack broadcasts of greyhound races to guests outside its market area, an amount equal to one quarter of an amount determined by adding the fees received for simulcast races, plus 3% of intertrack handle from guests located outside its market area and paid fees to host for broadcasts. <u>550.09514(2)(c)2.</u></p> <p>If host and guest are not market area greyhound permitholders, an amount equal to the tax reduction applicable to guest handle by the amendment to 550.0951(3), shall be distributed to the guest track. One-third of which shall be paid as purses. If the guest is a greyhound permitholder within the market-area or the host or guest is not a greyhound permitholder the host track retains the amount equal to the tax reduction of the applicable guest handle. One-third of which is paid as purses at the host track. <u>550.09514(2)(e)</u></p>		<p>One-third of net proceeds. <u>550.6305(9)(b)3.</u></p> <p>Permitholders located in any area where there are only 2 permitholders, 1 greyhound and 1 jai alai, may accept wagers on the rebroadcast of out-of-state thoroughbred races from a Florida thoroughbred permitholder and be exempt from provisions in paragraph (b) if the thoroughbred permitholder located as specified is conducting live races and simulcast races from out of state. The guest permitholder is entitled to 45% of the net proceeds on wagers accepted at the guest facility. The host shall retain half of the remaining proceeds and the other half shall be paid by the host as purses at the host facility. <u>550.6305(9)(d)</u></p> <p>If guest is a thoroughbred track located more than 35 miles from host track, the host track shall pay to guest track 1.9% of handle to be used for purses. <u>550.09515(5)</u></p>	<p>One-third of net proceeds. <u>550.6305(9)(e)4.</u></p> <p>Any harness permitholder accepting out-of-state harness broadcasts and not conducting live races must make available the out-of-state signal to all permitholders eligible to conduct intertrack wagering. Guests located as specified in 550.615(6) and 550.6305(9)(d) receive 50% of the net proceeds on harness wagers they accept. The harness permitholder is required to pay 50% of the net income into its purse account. <u>550.3551(6)(b)</u></p>	

STATUTE TOPIC	GREYHOUNDS	JAI ALAI	THOROUGHBREDS	HARNESS	QUARTER HORSE
Cardrooms	4% of monthly cardroom gross receipts must be utilized to supplement purses during the next ensuing meet. <u>849.086(13)(d)</u>	4% of monthly cardroom gross receipts must be utilized to supplement prize money during the next ensuing meet. <u>849.086(13)(d)</u>	50% of monthly cardroom net proceeds as follows: 47% for purses and 3% for breeders' awards during the next ensuing meet. <u>849.086(13)(d)</u>	50% of monthly cardroom net proceeds as follows: 47% for purses and 3% for breeders' awards during the next ensuing meet. <u>849.086(13)(d)</u>	
OWNERS' AWARDS					
Live / On-track			1% of handle on exotic wagers may be withheld for owners' awards. No permitholder may withhold in excess of 20% from handle without withholding amounts set forth in this subsection. <u>550.2625(2)(a)</u>		
Intertrack & Simulcast & Intertrack Simulcast			8.5% of purse account from intertrack wagering & interstate simulcasting are used for owners' awards as set forth in Section 550.2625(3). <u>550.2625(2)(e)</u>		
BREEDERS' & STALLION AWARDS					
Live / On-track			0.955% of handle, paid to Florida Thoroughbred Breeders' Association (FTBA). <u>550.26165(1) and 550.2625(3)</u>		1% of total handle is paid to Florida Quarter Horse Breeders' & Owners' Association (FQHBOA). <u>550.2625(5)(a)</u> 1% of Appaloosa handle is paid to Florida Appaloosa Racing Promotion Fund. <u>550.2625(7)(a) & (b)**</u> 1% of Arabian handle is paid to Florida Arabian Racing Promotion Fund. <u>550.2625(8)(a) and (b)</u>
Intertrack Wagering			0.955% of handle, paid to Florida Thoroughbred Breeders' Association (FTBA). <u>550.26165(1) & 550.2625(3)</u>	1% of handle, paid to Florida Standardbred Breeders' & Owners' Association (FSBOA). <u>550.26165(1) & 550.625(2)(b)</u>	1% of handle, paid to Florida Quarter Horse Breeders' & Owners' Association. <u>550.26165(1) & 550.625(2)(c)</u>
Simulcast			0.955% of handle, paid to Florida Thoroughbred Breeders' Association (FTBA). <u>550.26165(1) and 550.2625(3)</u> For live Florida races exported pursuant to 550.3551(2), the host track is required to pay 3.475% of the gross revenue to FTBA. <u>550.2625(3)</u>		

** Section 20, Ch. 2001-279, amended Subsection (7) without publishing paragraph (a). Pending clarification by the Legislature.

STATUTE TOPIC	GREYHOUNDS	JAI ALAI	THOROUGHBREDS	HARNESS	QUARTER HORSE
Intertrack Simulcast			0.955% of handle, paid to Florida Thoroughbred Breeders' Association (FTBA). 550.26165(1) and 550.2625(3)	1% of handle, paid to Florida Standardbred Breeders' & Owners' Association (FSBOA). 550.6305(9)(e)1. 0.9% of all wagering proceeds on broadcasts is paid to FSBOA. 550.3551(6)(b)	
Cardrooms			50% of monthly cardroom net proceeds as follows: 47% for purses and 3% for breeders' awards during the next ensuing meet. 849.086(13)(d)	50% of monthly cardroom net proceeds as follows: 47% for purses and 3% for breeders' awards during the next ensuing meet. 849.086(13)(d)	
OUTS (ESCHEATS)					
Live / On-track	State of Florida. 550.1645	State of Florida. 550.1645	Retained by permitholder. 550.2633(3)	Paid to Florida Standardbred Breeders' and Owners' Association (FSBOA). 550.26165(1) and 550.2633(2)(a)	Paid to Florida Quarter Horse Breeders' and Owners Association (FQHBOA). 550.26165(1) and 550.2633(2)(b) Escheats from Arabian races are paid to Florida Arabian Horse Racing Promotion Fund. 550.2633(2)(c)
Intertrack Wagering	Retained by permitholder. 550.6325	Retained by permitholder. 550.6325	Retained by permitholder. 550.6325	Retained by permitholder. 550.6325	Retained by permitholder. 550.6325
Simulcast	Retained by permitholder. 550.3551(4) and (11)	Retained by permitholder. 550.3551(4) and (11)	Retained by permitholder. 550.3551(3)(c)	Retained by permitholder. 550.3551(3)(c)	Retained by permitholder. 550.3551(3)(c)
BREAKS					
Live / On-track	Retained by permitholder. 550.0951(4)	To players as awards. 550.0951(2)(f)	Retained by permitholder. 550.2633(3)	Paid to Florida Standardbred Breeders' & Owners' Association (FSBOA). 550.26165(1) and 550.2625(4)	Paid to Florida Quarter Horse Breeders' & Owners' Association (FQHBOA). 550.26165(1) and 550.2625(5)(a) Appaloosa and Arabian breaks are paid to Florida Appaloosa Racing Promotion Fund and Florida Arabian Racing Promotion Fund. 550.2625(7)(a) & (b)** , and 550.2625(8)(a) & (b)
Intertrack Wagering	Retained by permitholder. 550.6325	Retained by permitholder. 550.6325	Retained by permitholder. 550.6325	Retained by permitholder. 550.6325	Retained by permitholder. 550.6325
Simulcast	Retained by permitholder. 550.3551(4) and (11)	Retained by permitholder. 550.3551(4) and (11)	Retained by permitholder. 550.3551(3)(c)	Retained by permitholder. 550.3551(3)(c)	Retained by permitholder. 550.3551(3)(c)

** Section 20, Ch. 2001-279, amended Subsection (7) without publishing paragraph (a). Pending clarification by the Legislature.

STATUTE TOPIC	GREYHOUNDS	JAI ALAI	THOROUGHBREDS	HARNESS	QUARTER HORSE
TAX CREDITS & EXEMPTIONS					
(excluded during charity / scholarship performances)	<p>Tax exemption of \$360,000 per state fiscal year or \$500,000 for 3 permitholders that held a full live schedule in 1995 and closest to another state authorizing greyhound racing. 550.09514(1)</p> <p>Tax credit each state fiscal year equal to daily license fee on live races in previous state fiscal year. 550.0951(1)(a)</p> <p>Unused portion of exemption or daily license fee tax credit is transferable to a greyhound host track. 550.0951(1)(b)</p> <p>Tax credit each state fiscal year equal to the amount remitted in escheated tickets in prior state fiscal year. 550.1647</p>	<p>A permitholder that has incurred tax on handle and admissions that exceeds its operating earnings may credit the excess amount of taxes against its next ensuing meet. 550.09511(1)(b)</p> <p>Tax credit each state fiscal year equal to 25% of amount remitted in escheated tickets in prior state fiscal year. Funds equal to credit shall be paid by the permitholder to the National Association of Jai Alai Frontons. 550.1646</p> <p>\$30,000 per performance exemption if live handle during the preceding state fiscal year was less than \$15 million. Including charity performances. 550.09511(2)(a)1.</p>	<p>A credit equal to the amount of contributions made by a thoroughbred permitholder during the taxable year directly to the Jockey's Guild or its health and welfare fund to be used to provide benefits for active, disabled and retired Florida jockeys and their dependents pursuant to reasonable rules of eligibility established by the Jockeys' Guild is allowed against taxes on live handle due for a taxable year under this section. The credit may not be greater than an amount equal to 1 percent of the paid taxes for the previous taxable year. 550.09515(7)</p>		
CHARITY PERFORMANCE					
	<p>Maximum of 5 days. 550.0351(1)</p> <p>Permitholders shall pay, from any source, including charity performances, not less than 10% of tax credit from escheated tickets to a bona fide greyhound adoption program. 550.1647</p>	<p>Maximum of 5 days. 550.0351(1)</p> <p>Permitholders are allowed to conduct 2 additional performances known as "Retired Jai Alai Players' Charity Day" for a fund to benefit retired jai alai players. 550.0351(8)</p>	<p>Maximum of 5 days. 550.0351(1)</p> <p>One additional scholarship day to tracks located in Hillsborough County for the benefit of Pasco-Hernando Community College. 550.0351(6)(a) & 550.0351(6)(b)</p>	<p>Maximum of 5 days. 550.0351(1)</p>	<p>Maximum of 5 days. 550.0351(1)</p>

Note: Matrix represents a summary of FY 2001 Florida Statutes. Please refer to the cite noted by statutory topic for specific language governing pari-mutuel wagering.