



Jeb Bush
Governor

Diane Carr
Secretary

David J. Roberts
Director

Mailing Address:
1940 North Monroe Street
Tallahassee, Florida
32399-1035

TELEPHONE:
(850) 488-9130

FAX:
(850) 488-0550

E-MAIL:
Communications@
dbpr.state.fl.us

INTERNET:
www.MyFlorida.com/dbpr

Florida's Future...

DBPR

*Right Here.
Right Now.*

DIVISION OF PARI-MUTUEL WAGERING

72nd ANNUAL REPORT

JULY 1, 2002 – JUNE 30, 2003

FLORIDA DEPARTMENT OF
BUSINESS AND PROFESSIONAL REGULATION



STATE OF FLORIDA
DEPARTMENT OF BUSINESS AND PROFESSIONAL REGULATION



December 1, 2003

Jeb Bush
Governor

The Honorable Jeb Bush
Governor, State of Florida
PL05 The Capitol
Tallahassee, Florida 32399-0001

Diane Carr
Secretary

Dear Governor Bush:

Division of Pari-Mutuel
Wagering

We are pleased to submit this seventy-second Annual Report of Pari-Mutuel Wagering in the State of Florida for the fiscal year, which ended June 30, 2003.

Office of the Director

1940 North Monroe Street

Tallahassee, FL

32399-1035

VOICE

850.488.9130

FAX

850.488.0550

EMAIL

Communications@

dbpr.state.fl.us

INTERNET

www.MyFlorida.com/dbpr

This report is submitted by the Department of Business and Professional Regulation, Division of Pari-Mutuel Wagering, which monitors and regulates Florida's pari-mutuel industry, collects and audits pari-mutuel tax revenue and issues licenses to persons affiliated with pari-mutuel activities.

Florida pari-mutuel wagering produced revenue to the state of \$34.3 million, which is a decrease of approximately 7.5 percent from the prior year. Total wagering, excluding Charity/Scholarship performances, exceeded \$1.5 billion, which reflects a decrease of 3.8 percent from last year.

During the past fiscal year, nearly \$1.8 million of pari-mutuel wagering revenue was distributed to the Principal State School Fund (Department of Education), \$12.6 million was used to fund the Division's operations, and the remaining \$19.9 million was available for transfer to the General Revenue Fund.

The continued support and cooperation received from you and your staff is deeply appreciated.

Respectfully submitted,

Diane Carr
Secretary

David J. Roberts
Director, Division of Pari-Mutuel Wagering



STATE OF FLORIDA
DEPARTMENT OF BUSINESS AND PROFESSIONAL REGULATION



December 1, 2003

Jeb Bush
Governor

Diane Carr
Secretary

The Honorable James E. King, Jr.
President
The Florida State Senate
Tallahassee, Florida 32399-1100

Division of Pari-Mutuel
Wagering

Office of the Director

1940 North Monroe Street

Tallahassee, FL

32399-1035

VOICE

850.488.9130

FAX

850.488.0550

EMAIL

Communications@
dbpr.state.fl.us

INTERNET

www.MyFlorida.com/dbpr

Dear President King:

We are pleased to submit this seventy-second Annual Report of Pari-Mutuel Wagering in the State of Florida for the fiscal year, which ended June 30, 2003.

This report is submitted by the Department of Business and Professional Regulation, Division of Pari-Mutuel Wagering, which monitors and regulates Florida's pari-mutuel industry, collects and audits pari-mutuel tax revenue and issues licenses to persons affiliated with pari-mutuel activities.

Florida pari-mutuel wagering produced revenue to the state of \$34.3 million, which is a decrease of approximately 7.5 percent from the prior year. Total wagering, excluding Charity/Scholarship performances, exceeded \$1.5 billion, which reflects a decrease of 3.8 percent from last year.

During the past fiscal year, nearly \$1.8 million of pari-mutuel wagering revenue was distributed to the Principal State School Fund (Department of Education), \$12.6 million was used to fund the Division's operations, and the remaining \$19.9 million was available for transfer to the General Revenue Fund.

The continued support and cooperation received from you and your staff is deeply appreciated.

Respectfully submitted,

Diane Carr
Secretary

David J. Roberts
Director, Division of Pari-Mutuel Wagering



STATE OF FLORIDA
DEPARTMENT OF BUSINESS AND PROFESSIONAL REGULATION



December 1, 2003

Jeb Bush
Governor

Diane Carr
Secretary

The Honorable Johnnie B. Byrd, Jr.
Speaker
Florida House of Representatives
Tallahassee, Florida 32399-1300

Dear Speaker Byrd:

Division of Pari-Mutuel
Wagering

Office of the Director

1940 North Monroe Street

Tallahassee, FL

32399-1035

VOICE

850.488.9130

FAX

850.488.0550

EMAIL

Communications@
dbpr.state.fl.us

INTERNET

www.MyFlorida.com/dbpr

We are pleased to submit this seventy-second Annual Report of Pari-Mutuel Wagering in the State of Florida for the fiscal year, which ended June 30, 2003.

This report is submitted by the Department of Business and Professional Regulation, Division of Pari-Mutuel Wagering, which monitors and regulates Florida's pari-mutuel industry, collects and audits pari-mutuel tax revenue and issues licenses to persons affiliated with pari-mutuel activities.

Florida pari-mutuel wagering produced revenue to the state of \$34.3 million, which is a decrease of approximately 7.5 percent from the prior year. Total wagering, excluding Charity/Scholarship performances, exceeded \$1.5 billion, which reflects a decrease of 3.8 percent from last year.

During the past fiscal year, nearly \$1.8 million of pari-mutuel wagering revenue was distributed to the Principal State School Fund (Department of Education), \$12.6 million was used to fund the Division's operations, and the remaining \$19.9 million was available for transfer to the General Revenue Fund.

The continued support and cooperation received from you and your staff is deeply appreciated.

Respectfully submitted,

Diane Carr
Secretary

David J. Roberts
Director, Division of Pari-Mutuel Wagering

**DEPARTMENT OF BUSINESS AND PROFESSIONAL REGULATION
 DIVISION OF PARI-MUTUEL WAGERING
 COMPREHENSIVE ANNUAL REPORT
 FISCAL YEAR ENDING JUNE 30, 2003**

INTRODUCTORY SECTION

Overview and Explanation of Report Terminology	2
Events Shaping the 2002/2003 Racing/Gaming Season in Florida	3
Division Overview	4

STATISTICAL SECTION

Components of Pari-Mutuel Handle for Regular Performances - On-Track.....	7
Components of Pari-Mutuel Handle for Regular Performances - Intertrack	8
Components of Pari-Mutuel Handle for Charity/Scholarship Performances - On-Track.....	9
Components of Pari-Mutuel Handle for Charity/Scholarship Performances - Intertrack.....	10
Total Regular and Charity/Scholarship Handle.....	11
Total Regular Performances Revenue.....	12
Summary of State Revenue from Pari-Mutuel Activities.....	13
Fiscal Years Comparative Data	14
Graphs - Historical Pari-Mutuel Wagering Activity	15
Charity and Scholarship Performances, Racing Scholarship Trust Fund, and Abandoned Winning Tickets.....	18
Components of Cardroom Revenue by Association.....	19

REVENUE AND OTHER DATA BY ASSOCIATION

Industry Summaries and Individual Permitholder Data.....	20
Total Intertrack Wagering Handle by Guest.....	42

FINANCIAL STATEMENTS

Statement of Net Assets - Special Revenue Fund	44
Balance Sheet - Special Revenue Fund.....	45
Reconciliation of Balance Sheet to Statement of Net Assets - Special Revenue Fund.....	46
Statement of Revenue, Expenditures, & Changes in Fund Balance - Budget & Actual – Special Revenue Fund	47
Notes to Financial Statements	48

PARI-MUTUEL STATUTE MATRIX

Pari-Mutuel Statute Explanation.....	51
--------------------------------------	----

INTRODUCTION

OVERVIEW

This annual report on pari-mutuel wagering in Florida encompasses the fiscal year, which began July 1, 2002, and ended June 30, 2003. This is the 72nd annual report in the series. The first annual report was issued for Fiscal Year 1931/1932, the initial year of legalized pari-mutuel wagering in Florida. That year, there were 462 cumulative operating days, total handle was \$17.4 million, and state revenue was \$0.7 million. This fiscal year, total handle exceeded \$1.5 billion, and state revenue surpassed \$34.3 million from 4,243 cumulative operating days.

In Florida, pari-mutuel wagering is authorized for thoroughbred horse racing, harness horse racing, quarter horse racing, Appaloosa and Arabian horse racing, greyhound racing, jai alai games, and cardroom games. Florida is one of the primary pari-mutuel states in the nation, and is the leading state in dog racing and jai alai, as well as a major horse racing state. This annual report, which is required by Florida law, is intended to inform the Governor, the Legislature, the industry, and other interested parties as to pari-mutuel wagering activities. The report is organized into five primary sections:

1. Introductory Section - This section provides an overview of the Division of Pari-Mutuel Wagering.
2. Statistical Section - This section provides a summary of racing activities, pari-mutuel handle and taxes, as well as multiple year comparative trend data.
3. Revenue and Other Data by Association – This section includes pari-mutuel handle, and taxes by individual racing association or fronton
4. Financial Section - This section provides the official financial statements of the Division of Pari-Mutuel Wagering and accompanying notes.
5. Pari-Mutuel Statute Matrix - This section provides a table that summarizes the regulations applicable to pari-mutuel wagering.

EXPLANATION OF REPORT TERMINOLOGY

Florida law requires intertrack wagers to be combined with the wagering pools of the host, or the broadcasting Florida track or fronton. The law also requires that the host take-out on intertrack wagers be the same as for wagers taken on-track; however, the distribution of the take-out may be different. The tax structure for on-track and intertrack wagering is explained in more detail in the Pari-Mutuel Statute Matrix section.

For purposes of this report, on-track schedules include wagering and attendance statistics as compiled on-track for the facility at which a live race or game is being conducted, or a race or game broadcast from out-of-state that is imported. For a host pari-mutuel facility, the on-track statistics exclude intertrack wagering data for wagers and attendance at guest tracks or frontons, and also excludes wagers which are taken at the facility, if it is functioning as a guest permitholder receiving intertrack broadcasts. Some permitholders do not broadcast races or games to other Florida permitholders.

Schedules of intertrack wagering included in this report are compiled for each host permitholder. These schedules reflect combined wagering statistics for all guest facilities which received broadcasts and conducted wagering which was included in the wagering pools of the host. For host permitholders, a Summary of Intertrack Handle components for each guest is shown in the Revenue and Other Data by Association section of this report. There is no admission tax on patrons attending a facility to wager on intertrack races or games when the facility is not simultaneously conducting live performances. The schedules of intertrack wagering also include data on wagers collected at intertrack locations on races or games which were imported from out of state and rebroadcast to intertrack locations by the Florida host.

EVENTS SHAPING THE 2002/2003 RACING SEASON IN FLORIDA

- Beginning in late March 2003, an upper respiratory infection, commonly referred to as kennel cough, manifested itself in greyhounds at many Florida greyhound tracks. Several tracks had to suspend operations for a limited period of time due to a large number of sick greyhounds precluding the formation of full racing performances. Over 830 races were cancelled because of the disease. A voluntary quarantine at all Florida tracks, in conjunction with the administration of antibiotic medications to the greyhounds, was effective in limiting the scope of the kennel cough. Normal operations were restored by late April.
- On November 2, 2002, and May 10, 2003, the American Greyhound Track Operators' Association sponsored the National Greyhound Night of Stars. This national event is conducted each year as an effort to raise public interest in greyhound racing. Several Florida tracks participated in live and/or, simulcast broadcasts of greyhound racing events from the State of Florida, as well as other greyhound facilities around the nation. The two-day event exceeded the total generated in the previous fiscal year with total wagering of \$2,583,496 nationwide, of which \$732,800 was wagered at Florida tracks.
- Several pieces of new legislation were filed dealing with the pari-mutuel wagering statutes during the 2003 Legislative Session. A single bill, House Bill 1059 was enacted by the Legislature. The act amended Section 849.086, Florida Statutes to permit a bet limit of \$2 for up to three raises per round for players who participate in authorized cardroom games. In addition, the bill amended Section 550.5251, Florida Statutes, to eliminate certain simulcast restrictions that apply to thoroughbred permitholders. Sections 550.26165, and 550.2625, Florida Statutes, would provide revised criteria for the payment of breeders' awards and for payments of special racing awards.
- On January 25, 2003, the inaugural Sunshine Millions races were conducted at Gulfstream Park and Santa Anita Park. The special event included \$3.6 million in purses and was restricted to Florida-bred and California-bred thoroughbreds. Florida-bred thoroughbreds won seven of the eight races performed on the day, including the \$1 million Ocala Breeders Sales Classic at Gulfstream Park.
- For the second consecutive season, Hialeah Park did not conduct live thoroughbred racing at its facility in Hialeah, Florida.
- During Fiscal Year 2002/2003 quarter horse racing was not conducted in the state under an authorized quarter horse license as provided in Chapter 550, Florida Statutes.

THE DIVISION OF PARI-MUTUEL WAGERING

David J. Roberts, Director
Joe Dillmore, Deputy Director

The Division of Pari-Mutuel Wagering is a program area in the Department of Business and Professional Regulation within the Executive Branch of Florida's government. The division is charged with the regulation of Florida's pari-mutuel industries under Florida Statutes, as well as collecting and safeguarding revenues due to the state. Since 1931, the division has evolved from the former racing commission to a professional organization regulating a highly complex and sophisticated industry.

The Office of the Director maintains general oversight and administration of the division. Specific responsibilities include budget planning, setting policy and procedures, legislative analysis, strategic planning, communications and administrative actions. Additionally, the Office of the Director ensures that all functional areas of the Division operate in a cooperative effort to achieve the efficient and effective regulatory oversight of the industry.

The division's structure is divided between the Office of Auditing and Office of Operations which act under the management of the Office of the Director. Each office focuses upon a different aspect of regulation within the pari-mutuel industry in an effort to protect state revenues and maintain the public's confidence in the integrity of the sport.

OFFICE OF AUDITING **James S. Hakemoller, Chief Auditing Officer**

The Office of Auditing is responsible for auditing, tax collecting, and financial reporting of pari-mutuel activities in Florida, and ensuring the integrity of wagering activity. The Office of Auditing's mission is to account for and safeguard state revenues, as well as to protect the wagering public by ensuring that pari-mutuel wagering is conducted in accordance with Florida Statutes and Florida Administrative Code.

The Office of Auditing is divided into two functional areas: compliance auditing and accounting/financial analysis.

The compliance auditing staff examines various aspects of pari-mutuel activity, which includes audits of permitholder compliance with statutes and rules, purse audits, cardroom audits, compliance audits (mutuels, escheat and totalisator), and other pertinent examinations. Totalisator audits are conducted to ensure that odds are properly calculated and patrons receive the correct amount of winnings. Payments to the greyhound owners and kennel operators are audited to ensure that permitholders pay the correct purse amounts. During Fiscal Year 2002/2003, the Office of Auditing conducted reviews on 5,962 performances, 20 purse audits and 47 compliance audits (16 mutuels, 28 escheat and 3 totalisator). The audit staff also compiles statistical information and performs analyses as requested by the department, legislature, industry and the governor's office.

The accounting/financial staff ensures that state taxes are accurately and timely collected. The staff is responsible for reviewing permitholder financial statements and other financial reports. During Fiscal Year 2002/2003, the accounting/financial staff conducted 31 permitholder financial statement audits and 26 charity/scholarship audits.

Both the compliance auditing and accounting/financial staff also compiles statistical information and performs analyses as requested by the department, legislature, industry and the governor's office.

The Office of Auditing is also responsible for oversight of pari-mutuel cardroom operations to ensure the integrity of the cardroom games, which includes the accurate collection of cardroom tax revenue. A portion of this tax revenue is distributed to the counties and municipalities ensuring compliance with the Florida Statutes and the Florida Administrative Code.

OFFICE OF OPERATIONS
Royal H. Logan, Chief Operating Officer

The Office of Operations has oversight responsibility of state personnel located at each of the 26 active pari-mutuel facilities as well as the issuance of occupational licenses.

All persons who work at a racetrack, fronton, or cardroom and who have access to money wagered, restricted areas, and/or racing animals, must obtain an occupational license issued by the division. During Fiscal Year 2002/2003, the Office of Operations, Licensing Section, processed 17,659 pari-mutuel occupational license applications for businesses and individuals, of which 198 were related to the operation of cardrooms. The department's new Single Licensing System permitted applicants for pari-mutuel wagering occupational licenses to be issued such licenses on site. Each individual licensed with the division is required to be fingerprinted every five licensing years. These prints are then forwarded to the Florida Department of Law Enforcement and Federal Bureau of Investigation for processing. Thirty-one Permitholder Annual Operating Licenses that delineate operating dates were issued and three business licenses were issued to the Totalisator companies.

In addition to licensing, the Office of Operations is responsible for ensuring that the day-to-day operation of races and games are conducted in accordance with Florida's pari-mutuel rules and laws. The stewards and judges monitor each race and conduct inquiries and hearings into alleged violations of the state pari-mutuel rules and laws. The stewards and judges conducted 184 hearings for alleged violations in Fiscal Year 2002/2003. Licensees paid a total of \$41,025 into the Pari-Mutuel Wagering Trust Fund for violations of statutes and rules. One hundred and two individuals had their occupational licenses suspended, and 19 persons had their occupational license revoked.

Operations' staff collects urine and blood samples from racing animals which are analyzed for prohibited substances by the Racing Laboratory. The Racing Laboratory is operated under a contract between the Department of Business and Professional Regulation, Division of Pari-Mutuel Wagering and the University of Florida, College of Veterinary Medicine. State veterinarians and veterinary assistants collected 94,948 samples that included: 71,610 greyhound urine samples, 11,007 horse urine samples and 12,331 horse blood samples during Fiscal Year 2002/2003. There were 227 positive findings of impermissible substances in the samples collected.

The Investigations Section examines possible rule or statutory violations that may occur in the pari-mutuel industry, including drug positives identified by the University of Florida, College of Veterinary Medicine Racing Laboratory. Cases range in complexity from the investigation of falsified license applications and animal cruelty, to the use of performance altering medications or illegal substances during races. This section conducts background investigations of all cardroom occupational license applicants to ensure compliance with Section 849.086, Florida Statutes, and Chapter 61D-11, Florida Administrative Code. They also conduct substantial background examinations of potential permitholders, which include in-depth review of the applicant's personal and financial background in order to ensure compliance with Sections 550.054 and 550.1815, Florida Statutes.

Investigations may result in the issuance of administrative charges and hearings before the division director or a designated hearing officer, referrals to other regulatory agencies or to law enforcement agencies for criminal prosecution. All division rulings are honored within the United States, Canada, Mexico and Puerto Rico, pursuant to the reciprocity agreements with the North American Pari-Mutuel Regulators Association (NAPRA).

**UNIVERSITY OF FLORIDA
COLLEGE OF VETERINARY MEDICINE RACING LABORATORY**

The University of Florida, College of Veterinary Medicine Racing Laboratory, detects and identifies any drug, medication, stimulant, depressant, hypnotic, local anesthetic, or drug masking agent prohibited in the blood, urine or other bodily fluid of racing horses and greyhounds.

During Fiscal Year 2002/2003, the laboratory received and processed 94,948 samples which resulted in 650,976 analyses being conducted on these samples. The vigilant monitoring of samples by the laboratory serves to deter the illegal administration of drugs to racing animals in Florida.

	Horse Urine/Blood	Greyhound Urine ¹	Investigative	Miscellaneous ²
Samples Received	23,338	71,610	18	760
Samples Analyzed³	24,146	35,712	18	760
Number of Analyses	347,276	303,700	69	5925
Positives	90	137	N/A	N/A

1 Quantity Not Sufficient For Testing (QNS) 38,793 (52%)

2 Administration, Quality Assurance and Service Samples

3 The Samples Analyzed number is larger than the Samples Received number due to the carryover of samples received in June that are analyzed in July of the next fiscal year

DRUG POSITIVES FOR FISCAL YEAR 2002/2003

Types of Positives (ARCI Drug Class)	Horse	Greyhound
2-(1-Hydroxyethyl)-Promazine	1	-
2-(1-Hydroxyethyl) Promazine, 2-(1-Hydroxyethyl) Promazine Sulfoxide	1	-
Acetaminophen (4)	1	2
Albuterol (3)	1	-
Benzocgonine (1)	5	33
Benzocgonine (1)/EcgonineMethylester (1)	-	9
Butorphanol (3)	2	-
Cocaine (1), Benzocgonine (1)	-	1
Cocaine (1), Benzocgonine (1), EcgonineMethylester (1)	-	1
Caffeine (2)/Theophylline (3)/ 1,7 Dimethylxanthine	-	17
Caffeine (2)/Theophylline (3)/Theobromine (4)/1,7 Dimethylxanthine	-	3
Caffeine (2)/Theobromine (4)/1,7 Dimethylxanthine	-	1
Clenbuterol (3)	3	-
Dimethyl Sulfoxide (5)	18	7
Flunixin (4)	2	47
Furosemide (N/A)	2	-
Gamma-Hydroxyphenylbutazone (N/A)	-	2
Guanabenz(3)	1	-
Methocarbamol (4)	4	1
Morphine (1)	1	-
Phenylbutazone N/A/Oxphenbutazone (4)	47	-
Phenylpropanolamine (3)/Pseudoephedrine (3)	1	-
Procaine (3)	-	8
Theophylline (3)	-	1
Theophylline (3)/1,7-Dimethylxanthine	-	4
TOTAL	90	137

STATISTICAL SECTION

COMPONENTS OF PARI-MUTUEL HANDLE FOR REGULAR PERFORMANCES-ON-TRACK

Fiscal Year 2002/2003

Greyhound Racing Associations

	Daily License Fee	Tax on Handle	Permitholder Revenues From Pari-Mutuel Handle	Public Pool	Collection For Awards Program	Total Pari-Mutuel Handle
Bet Miami Greyhounds	\$135,460	\$501,905	\$2,529,328	\$10,342,086	\$0	\$13,508,779
Bonita-Ft. Myers Greyhound (S.W. FL Enterprises)	178,720	618,296	4,642,945	18,370,100	0	23,810,061
CCC Racing (Collins and Collins Partnership)	2,240	3,047	1,708,589	5,775,178	0	7,489,054
Daytona Beach Kennel Club, Inc.	108,960	180,131	3,820,254	10,478,759	0	14,588,104
Ebro Greyhound Park (Washington County KC)	207,040	272,065	1,262,927	4,003,301	0	5,745,333
Flagler Greyhound (West Flagler Associates, Ltd.)	170,280	481,228	2,668,402	11,059,011	0	14,378,921
Hollywood Greyhound (Hartman & Tyner, Inc.)	152,980	648,476	3,602,198	14,197,510	0	18,601,164
Jacksonville Kennel Club, Inc.	63,920	282,247	1,905,492	7,226,041	0	9,477,700
Jefferson County Kennel Club, Inc.	207,840	193,906	1,003,880	3,390,765	0	4,796,391
Melbourne Greyhound (Sports Palace, Inc.)	30,000	26,022	455,943	1,192,098	0	1,704,063
Orange Park Kennel Club, Inc.	156,260	586,137	2,646,450	10,917,094	0	14,305,941
Palm Beach Kennel (Inv. Corp. Of Palm Beach)	396,720	1,847,415	7,609,095	31,832,542	0	41,685,772
Pensacola Greyhound Track, Inc.	38,480	57,835	1,958,858	5,883,816	0	7,938,989
Sanford-Orlando Kennel Club, Inc.	0	0	1,703,025	5,729,949	0	7,432,974
Sarasota Kennel Club, Inc.	48,000	137,382	2,377,084	8,697,655	0	11,260,121
St. Johns Greyhound (Bayard Raceways, Inc.)	27,280	88,537	1,338,181	4,679,015	0	6,133,013
St. Petersburg Kennel Club, Inc.	201,300	1,117,190	5,098,345	20,744,536	0	27,161,371
Tampa Greyhound (Associated Outdoor Club, Inc.)	67,200	229,363	3,429,324	12,250,209	0	15,976,096
Total Greyhound Tracks	2,192,680	7,271,182	49,760,320	186,769,665	0	245,993,847

Jai Alai Frontons

Dania Jai Alai (Div. Of The Aragon Group, Inc.)	125,800	0	2,957,026	10,032,689	0	13,115,515
Florida Jai Alai, Inc. (Orlando-Seminole Jai Alai)	68,040	0	753,779	2,690,478	0	3,512,297
Ft. Pierce Jai Alai (Florida Gaming Centers)	46,800	1,306	578,744	1,641,621	0	2,268,471
Miami Jai Alai (Florida Gaming Centers)	117,040	0	3,347,076	9,877,412	0	13,341,528
Ocala Jai Alai (Lake Fron, Inc.)	35,120	629	230,976	703,161	0	969,886
Summer Jai Alai	120,560	0	3,161,593	9,356,087	0	12,638,240
Summersport Enterprises, Ltd.	90,080	0	1,833,593	6,253,590	0	8,177,263
Total Jai Alai Frontons	603,440	1,935	12,862,787	40,555,038	0	54,023,200

Thoroughbred Racing Associations

Calder Race Course, Inc.	216,700	691,258	28,289,780	116,736,907	1,406,980	147,341,625
Gulfstream Park Racing Association, Inc.	138,000	647,012	23,672,215	103,709,451	1,235,794	129,402,472
Tampa Bay Downs, Inc.	167,600	204,089	8,294,686	31,761,188	390,207	40,817,770
Tropical Park, Inc.	82,200	254,027	9,794,582	40,189,360	485,192	50,805,361
Total Thoroughbred Tracks	604,500	1,796,386	70,051,263	292,396,906	3,518,173	368,367,228

Harness Racing Associations

Pompano Park Racing (PPI, Inc.)	346,200	247,033	10,857,836	37,877,745	77,584	49,406,398
---------------------------------	---------	---------	------------	------------	--------	------------

TOTAL FOR ALL TRACKS AND FRONTONS

	\$3,746,820	\$9,316,536	\$143,532,206	\$557,599,354	\$3,595,757	\$717,790,673
--	--------------------	--------------------	----------------------	----------------------	--------------------	----------------------

Note: Tax on Attendance is not a component of Total Pari-Mutuel Handle

COMPONENTS OF PARI-MUTUEL HANDLE FOR REGULAR PERFORMANCES - INTERTRACK

Fiscal Year 2002/2003	Total Tax To State	Permitholder Revenues From Pari-Mutuel Handle	Public Pool	Collections For Awards Program	Total Pari-Mutuel Handle
Greyhound Racing Associations					
Bet Miami Greyhounds	\$387,668	\$3,033,047	\$11,116,830	\$0	\$14,537,545
Bonita-Ft. Myers Greyhound (S.W. FL Enterprises)	165,710	1,346,356	5,022,803	0	6,534,869
Flagler Greyhound (West Flagler Associates, Ltd.)	532,982	3,796,468	14,345,861	0	18,675,311
Hollywood Greyhound (Hartman & Tyner, Inc.)	458,386	3,667,604	13,104,852	0	17,230,842
Jacksonville Kennel Club, Inc.	596,096	5,016,198	17,903,639	0	23,515,933
Orange Park Kennel Club, Inc.	1,384,004	9,660,256	35,192,442	0	46,236,702
Palm Beach Kennel (Inv. Corp. Of Palm Beach)	2,035,152	12,054,919	45,232,136	0	59,322,207
St. Johns Greyhound (Bayard Raceways, Inc.)	247,862	4,613,362	15,529,411	0	20,390,635
St. Petersburg Kennel Club, Inc.	1,432,242	7,827,717	29,276,890	0	38,536,849
Tampa Greyhound (Associated Outdoor Club, Inc.)	539,224	9,449,549	32,160,584	0	42,149,357
Total Greyhound Tracks	<u>7,779,326</u>	<u>60,465,476</u>	<u>218,885,448</u>	<u>0</u>	<u>287,130,250</u>
Jai Alai Frontons					
Dania Jai Alai (Div. Of The Aragon Group, Inc.)	0	2,987,779	9,671,210	0	\$12,658,989
Miami Jai Alai (Florida Gaming Centers)	0	3,464,182	9,901,681	0	13,365,863
Summer Jai Alai	0	3,528,616	10,088,131	0	13,616,747
Summersport Enterprises, Ltd.	0	1,996,519	6,466,143	0	8,462,662
Total Jai Alai Frontons	<u>0</u>	<u>11,977,096</u>	<u>36,127,165</u>	<u>0</u>	<u>48,104,261</u>
Thoroughbred Racing Associations					
Calder Race Course, Inc.	4,258,954	36,240,019	159,583,718	1,929,055	202,011,746
Gulfstream Park Racing Association, Inc.	1,542,261	12,994,720	58,675,591	705,922	73,918,494
Tampa Bay Downs, Inc.	1,731,363	15,391,247	63,408,186	776,540	81,307,336
Tropical Park, Inc.	1,322,582	11,384,446	50,253,381	607,069	63,567,478
Total Thoroughbred Tracks	<u>8,855,160</u>	<u>76,010,432</u>	<u>331,920,876</u>	<u>4,018,586</u>	<u>420,805,054</u>
Harness Racing Associations					
Pompano Park Racing (PPI, Inc.)	1,063,788	12,791,776	48,255,709	627,387	62,738,660
TOTAL FOR ALL TRACKS AND FRONTONS	<u>\$17,698,274</u>	<u>\$161,244,780</u>	<u>\$635,189,198</u>	<u>\$4,645,973</u>	<u>\$818,778,225</u>

COMPONENTS OF PARI-MUTUEL HANDLE FOR CHARITY/SCHOLARSHIP PERFORMANCES - ON-TRACK

Fiscal Year 2002/2003	Daily License Fee	Minimum Required Payment	Permitholder Revenues From Pari-Mutuel Handle	Public Pool	Collection For Award Programs	Total Pari-Mutuel Handle
Greyhound Racing Associations						
Bet Miami Greyhounds	\$13,700	\$67,071	\$143,527	\$734,196	\$0	\$958,494
Bonita-Ft. Myers Greyhound (S.W. FL Enterprises)	11,200	63,954	116,154	650,196	0	841,504
CCC Racing (Collins and Collins Partnership)	0	0	0	0	0	0
Daytona Beach Kennel Club, Inc.	11,360	46,921	113,404	445,701	0	617,386
Ebro Greyhound Park (Washington County KC)	10,800	32,962	87,410	302,540	0	433,712
Flagler Greyhound (West Flagler Associates, Ltd.)	13,700	58,743	121,431	650,798	0	844,672
Hollywood Greyhound (Hartman & Tyner, Inc.)	13,700	81,493	179,149	890,944	0	1,165,286
Jacksonville Kennel Club, Inc.	11,680	86,536	171,353	869,653	0	1,139,222
Jefferson County Kennel Club, Inc.	10,400	17,535	39,398	163,392	0	230,725
Melbourne Greyhound (Sports Palace, Inc.)	12,000	23,996	57,527	222,211	0	315,734
Orange Park Kennel Club, Inc.	11,600	64,503	124,845	647,776	0	848,724
Palm Beach Kennel (Inv. Corp. Of Palm Beach)	11,600	111,772	223,319	1,123,993	0	1,470,684
Sanford-Orlando Kennel Club, Inc.	11,200	44,077	77,774	446,903	0	579,954
Sarasota Kennel Club, Inc.	6,720	39,239	71,588	398,749	0	516,296
St. Johns Greyhound (Bayard Raceways, Inc.)	12,100	63,096	122,943	639,477	0	837,616
St. Petersburg Kennel Club, Inc.	13,600	170,551	346,675	1,713,919	0	2,244,745
Tampa Greyhound (Associated Outdoor Club, Inc.)	11,200	85,034	164,307	858,324	0	1,118,865
Total Greyhound Tracks	<u>186,560</u>	<u>1,057,483</u>	<u>2,160,804</u>	<u>10,758,772</u>	<u>0</u>	<u>14,163,619</u>
Jai Alai Frontons						
Dania Jai Alai (Div. Of The Aragon Group, Inc.)	1,920	1,291	39,969	141,135	230	184,545
Florida Jai Alai, Inc. (Orlando-Seminole Jai Alai)	6,160	1,506	83,349	300,841	629	392,485
Ft. Pierce Jai Alai (Florida Gaming Centers)	1,000	1,298	32,211	90,212	172	124,893
Miami Jai Alai (Florida Gaming Centers)	6,480	10,830	215,975	667,382	841	901,508
Ocala Jai Alai (Lake Fron, Inc.)	0	0	0	0	0	0
Summer Jai Alai	5,960	8,614	182,243	563,066	802	760,685
Summersport Enterprises, Ltd.	960	166	14,963	52,176	56	68,321
Total Jai Alai Frontons	<u>22,480</u>	<u>23,705</u>	<u>568,710</u>	<u>1,814,812</u>	<u>2,730</u>	<u>2,432,437</u>
Thoroughbred Racing Associations						
Calder Race Course, Inc.	8,800	53,888	2,077,525	8,534,545	102,927	10,777,685
Gulfstream Park Racing Association, Inc.	7,900	56,727	2,085,408	9,087,061	108,349	11,345,445
Tampa Bay Downs, Inc.	1,700	3,350	139,570	519,059	6,399	670,078
Tropical Park, Inc.	8,400	44,053	1,689,778	6,984,194	84,141	8,810,566
Total Thoroughbred Tracks	<u>26,800</u>	<u>158,018</u>	<u>5,992,281</u>	<u>25,124,859</u>	<u>301,816</u>	<u>31,603,774</u>
Harness Racing Associations						
Pompano Park Racing (PPI, Inc.)	8,700	7,573	335,748	1,159,361	3,199	1,514,581
TOTAL FOR ALL TRACKS AND FRONTONS	<u>\$244,540</u>	<u>\$1,246,779</u>	<u>\$9,057,543</u>	<u>\$38,857,804</u>	<u>\$307,745</u>	<u>\$49,714,411</u>

Note: Tax on Attendance is not a component of Total Pari-Mutuel Handle

COMPONENTS OF PARI-MUTUEL HANDLE FOR CHARITY/SCHOLARSHIP PERFORMANCES - INTERTRACK

Fiscal Year 2002/2003	Minimum Required Payment	Permitholder Revenues From Pari-Mutuel Handle	Public Pool	Collection For Award Programs	Total Pari-Mutuel Handle
Greyhound Racing Associations					
Bet Miami Greyhounds	\$52,175	\$166,949	\$712,340	\$0	\$931,464
Bonita-Ft. Myers Greyhound (S.W. FL Enterprises)	1,681	21,987	79,230	0	102,898
Flagler Greyhound (West Flagler Associates, Ltd.)	55,019	165,559	737,293	0	957,871
Hollywood Greyhound (Hartman & Tyner, Inc.)	45,773	158,527	655,488	0	859,788
Jacksonville Kennel Club, Inc.	146,897	478,389	1,996,065	0	2,621,351
Orange Park Kennel Club, Inc.	126,210	483,585	1,945,857	0	2,555,652
Palm Beach Kennel (Inv. Corp. Of Palm Beach)	58,001	286,937	1,106,889	0	1,451,827
St. Johns Greyhound (Bayard Raceways, Inc.)	155,321	505,818	2,121,287	0	2,782,426
St. Petersburg Kennel Club, Inc.	147,390	496,313	2,026,327	0	2,670,030
Tampa Greyhound (Associated Outdoor Club, Inc.)	134,917	423,609	1,794,872	0	2,353,398
Total Greyhound Tracks	<u>923,384</u>	<u>3,187,673</u>	<u>13,175,648</u>	<u>0</u>	<u>17,286,705</u>
Jai Alai Frontons					
Dania Jai Alai (Div. Of The Aragon Group, Inc.)	7,280	51,244	189,468	0	247,992
Miami Jai Alai (Florida Gaming Centers)	47,959	166,623	613,387	0	827,969
Summer Jai Alai	51,936	140,675	550,284	0	742,895
Summersport Enterprises, Ltd.	3,540	23,210	86,538	0	113,288
Total Jai Alai Frontons	<u>110,715</u>	<u>381,752</u>	<u>1,439,677</u>	<u>0</u>	<u>1,932,144</u>
Thoroughbred Racing Associations					
Calder Race Course, Inc.	269,551	2,280,476	10,302,712	123,927	12,976,666
Gulfstream Park Racing Association, Inc.	135,696	1,156,141	5,214,155	62,731	6,568,723
Tampa Bay Downs, Inc.	12,487	128,663	520,252	6,377	667,779
Tropical Park, Inc.	153,058	1,338,086	5,921,579	71,474	7,484,197
Total Thoroughbred Tracks	<u>570,792</u>	<u>4,903,366</u>	<u>21,958,698</u>	<u>264,509</u>	<u>27,697,365</u>
Harness Racing Associations					
Pompano Park Racing (PPI, Inc.)	28,492	320,464	1,222,165	15,870	1,586,991
TOTAL FOR ALL TRACKS AND FRONTONS	<u>\$1,633,383</u>	<u>\$8,793,255</u>	<u>\$37,796,188</u>	<u>\$280,379</u>	<u>\$48,503,205</u>

TOTAL REGULAR AND CHARITY/SCHOLARSHIP HANDLE

Fiscal Year 2002/2003

Greyhound Racing Associations

	ON-TRACK		INTERTRACK		TOTAL REGULAR HANDLE	ON-TRACK		INTERTRACK		TOTAL CHARITY SCHOLARSHIP HANDLE
	Live	Simulcast	ITW	ITWS		Live	Simulcast	ITW	ITWS	
Bet Miami Greyhounds	\$8,434,192	\$5,074,587	\$9,893,264	\$4,644,281	\$28,046,324	\$683,519	\$274,975	\$666,099	\$265,365	\$1,889,958
Bonita-Ft. Myers Greyhound (S.W. FL Enterprises)	23,810,061	0	6,534,869	0	30,344,930	841,504	0	102,898	0	944,402
CCC Racing (Collins and Collins Partnership)	7,489,054	0	0	0	7,489,054	0	0	0	0	0
Daytona Beach Kennel Club, Inc.	14,588,104	0	0	0	14,588,104	617,386	0	0	0	617,386
Ebro Greyhound Park (Washington County KC)	5,745,333	0	0	0	5,745,333	433,712	0	0	0	433,712
Flagler Greyhound (West Flagler Associates, Ltd.)	8,938,373	5,440,548	12,095,540	6,579,771	33,054,232	585,069	259,603	642,070	315,801	1,802,543
Hollywood Greyhound (Hartman & Tyner, Inc.)	11,847,888	6,753,276	12,353,386	4,877,456	35,832,006	828,696	336,590	591,860	267,928	2,025,074
Jacksonville Kennel Club, Inc.	9,477,115	585	23,514,987	946	32,993,633	1,137,088	2,134	2,619,464	1,887	3,760,573
Jefferson County Kennel Club, Inc.	4,796,391	0	0	0	4,796,391	230,725	0	0	0	230,725
Melbourne Greyhound (Sports Palace, Inc.)	1,704,063	0	0	0	1,704,063	315,734	0	0	0	315,734
Orange Park Kennel Club, Inc.	14,272,196	33,745	45,899,194	337,508	60,542,643	848,724	0	2,555,652	0	3,404,376
Palm Beach Kennel (Inv. Corp. Of Palm Beach)	41,680,216	5,556	59,304,832	17,375	101,007,979	1,470,684	0	1,451,827	0	2,922,511
Pensacola Greyhound Track, Inc.	7,938,989	0	0	0	7,938,989	0	0	0	0	0
Sanford-Orlando Kennel Club, Inc.	7,432,974	0	0	0	7,432,974	579,954	0	0	0	579,954
Sarasota Kennel Club, Inc.	11,260,121	0	0	0	11,260,121	516,296	0	0	0	516,296
St. Johns Greyhound (Bayard Raceways, Inc.)	6,133,013	0	20,390,635	0	26,523,648	810,796	26,820	2,447,699	334,727	3,620,042
St. Petersburg Kennel Club, Inc.	27,095,450	65,921	38,433,139	103,710	65,698,220	2,242,377	2,368	2,670,030	0	4,914,775
Tampa Greyhound (Associated Outdoor Club, Inc.)	15,972,253	3,843	42,149,357	0	58,125,453	1,118,865	0	2,353,398	0	3,472,263
Total Greyhound Tracks	228,615,786	17,378,061	270,569,203	16,561,047	533,124,097	13,261,129	902,490	16,100,997	1,185,708	31,450,324
Jai Alai Frontons										
Dania Jai Alai (Div. Of The Aragon Group, Inc.)	13,115,515	0	12,658,989	0	25,774,504	184,545	0	247,992	0	432,537
Florida Jai Alai, Inc. (Orlando-Seminole Jai Alai)	3,512,297	0	0	0	3,512,297	392,485	0	0	0	392,485
Ft. Pierce Jai Alai (Florida Gaming Centers)	2,268,471	0	0	0	2,268,471	124,893	0	0	0	124,893
Miami Jai Alai (Florida Gaming Centers)	13,341,528	0	13,365,863	0	26,707,391	901,508	0	827,969	0	1,729,477
Ocala Jai Alai (Lake Fron, Inc.)	969,886	0	0	0	969,886	0	0	0	0	0
Summer Jai Alai	12,638,240	0	13,616,747	0	26,254,987	760,685	0	742,895	0	1,503,580
Summersport Enterprises, Ltd.	8,177,263	0	8,462,662	0	16,639,925	68,321	0	113,288	0	181,609
Total Jai Alai Frontons	54,023,200	0	48,104,261	0	102,127,461	2,432,437	0	1,932,144	0	4,364,581
Thoroughbred Racing Associations										
Calder Race Course, Inc.	48,261,760	99,079,865	31,711,951	170,299,795	349,353,371	4,850,784	5,926,901	2,823,727	10,152,939	23,754,351
Gulfstream Park Racing Association, Inc.	80,324,659	49,077,813	33,980,103	39,938,391	203,320,966	7,683,903	3,661,542	3,266,194	3,302,529	17,914,168
Tampa Bay Downs, Inc.	22,136,657	18,681,113	26,643,879	54,663,457	122,125,106	479,170	190,908	355,813	311,966	1,337,857
Tropical Park, Inc.	19,797,755	31,007,606	13,397,393	50,170,085	114,372,839	4,329,534	4,481,032	2,580,135	4,904,062	16,294,763
Total Thoroughbred Tracks	170,520,831	197,846,397	105,733,326	315,071,728	789,172,282	17,343,391	14,260,383	9,025,869	18,671,496	59,301,139
Harness Racing Associations										
Pompano Park Racing (PPI, Inc.)	14,073,784	35,332,614	8,895,068	53,843,592	112,145,058	608,795	905,786	388,253	1,198,738	3,101,572
TOTAL FOR ALL TRACKS AND FRONTONS	\$467,233,601	\$250,557,072	\$433,301,858	\$385,476,367	\$1,536,568,898	\$33,645,752	\$16,068,659	\$27,447,263	\$21,055,942	\$98,217,616

TOTAL REGULAR PERFORMANCES REVENUE

Fiscal Year 2002/2003

	LIVE			SIMULCAST			ITW	ITW SIM	TOTAL TAXES and FEES COLLECTED
	Tax on Handle	Daily License Fee	Total Live Taxes and Fees Collected	Tax on Handle	Daily License Fee	Total Simulcast Taxes and Fees Collected	Tax on Handle	Tax on Handle	
Greyhound Racing Associations									
Bet Miami Greyhounds	\$314,938	\$102,960	\$417,898	\$186,967	\$32,500	\$219,467	\$281,765	\$105,903	\$1,025,033
Bonita-Ft. Myers Greyhound (S.W. FL Enterprises)	618,296	178,720	797,016	0	0	0	165,710	0	962,726
CCC Racing (Collins and Collins Partnership)	3,047	2,240	5,287	0	0	0	0	0	5,287
Daytona Beach Kennel Club, Inc.	180,131	108,960	289,091	0	0	0	0	0	289,091
Ebro Greyhound Park (Washington County KC)	272,065	207,040	479,105	0	0	0	0	0	479,105
Flagler Greyhound (West Flagler Associates, Ltd.)	302,504	129,280	431,784	178,724	41,000	219,724	371,390	161,592	1,184,490
Hollywood Greyhound (Hartman & Tyner, Inc.)	407,202	116,480	523,682	241,274	36,500	277,774	328,798	129,588	1,259,842
Jacksonville Kennel Club, Inc.	282,215	63,760	345,975	32	160	192	596,060	36	942,263
Jefferson County Kennel Club, Inc.	193,906	207,840	401,746	0	0	0	0	0	401,746
Melbourne Greyhound (Sports Palace, Inc.)	26,022	30,000	56,022	0	0	0	0	0	56,022
Orange Park Kennel Club, Inc.	584,281	155,760	740,041	1,856	500	2,356	1,367,875	16,129	2,126,401
Palm Beach Kennel (Inv. Corp. Of Palm Beach)	1,847,109	396,320	2,243,429	306	400	706	2,034,280	872	4,279,287
Pensacola Greyhound Track, Inc.	57,835	38,480	96,315	0	0	0	0	0	96,315
Sanford-Orlando Kennel Club, Inc.	0	0	0	0	0	0	0	0	0
Sarasota Kennel Club, Inc.	137,382	48,000	185,382	0	0	0	0	0	185,382
St. Johns Greyhound (Bayard Raceways, Inc.)	88,537	27,280	115,817	0	0	0	247,862	0	363,679
St. Petersburg Kennel Club, Inc.	1,114,618	178,800	1,293,418	2,572	22,500	25,072	1,428,180	4,062	2,750,732
Tampa Greyhound (Associated Outdoor Club, Inc.)	229,363	67,200	296,563	0	0	0	539,224	0	835,787
Total Greyhound Tracks	6,659,451	2,059,120	8,718,571	611,731	133,560	745,291	7,361,144	418,182	17,243,188
Jai Alai Frontons									
Dania Jai Alai (Div. Of The Aragon Group, Inc.)	0	125,800	125,800	0	0	0	0	0	125,800
Florida Jai Alai, Inc. (Orlando-Seminole Jai Alai)	0	68,040	68,040	0	0	0	0	0	68,040
Ft. Pierce Jai Alai (Florida Gaming Centers)	1,306	46,800	48,106	0	0	0	0	0	48,106
Miami Jai Alai (Florida Gaming Centers)	0	117,040	117,040	0	0	0	0	0	117,040
Ocala Jai Alai (Lake Fron, Inc.)	629	35,120	35,749	0	0	0	0	0	35,749
Summer Jai Alai	0	120,560	120,560	0	0	0	0	0	120,560
Summersport Enterprises, Ltd.	0	90,080	90,080	0	0	0	0	0	90,080
Total Jai Alai Frontons	1,935	603,440	605,375	0	0	0	0	0	605,375
Thoroughbred Racing Associations									
Calder Race Course, Inc.	195,858	127,200	323,058	495,400	89,500	584,900	572,406	3,686,548	5,166,912
Gulfstream Park Racing Association, Inc.	401,623	84,500	486,123	245,389	53,500	298,889	583,740	958,521	2,327,273
Tampa Bay Downs, Inc.	110,684	97,600	208,284	93,405	70,000	163,405	419,440	1,311,923	2,103,052
Tropical Park, Inc.	98,989	51,200	150,189	155,038	31,000	186,038	235,626	1,086,956	1,658,809
Total Thoroughbred Tracks	807,154	360,500	1,167,654	989,232	244,000	1,233,232	1,811,212	7,043,948	11,256,046
Harness Racing Associations									
Pompano Park Racing (PPI, Inc.)	70,369	168,700	239,069	176,664	177,500	354,164	275,292	788,496	1,657,021
TOTAL FOR ALL TRACKS AND FRONTONS	\$7,538,909	\$3,191,760	\$10,730,669	\$1,777,627	\$555,060	\$2,332,687	\$9,447,648	\$8,250,626	\$30,761,630

**DIVISION OF PARI-MUTUEL WAGERING
SUMMARY OF STATE REVENUE FROM PARI-MUTUEL ACTIVITIES
FISCAL YEAR 2002/2003**

State Revenue From Regular Performances	
Tax on Attendance	\$ 274,879
Daily License Fees	3,746,820
Tax on Handle	9,316,536
Total State Revenue From Regular Performances	13,338,235
 State Revenue From Intertrack Performances	
Tax on Handle	17,698,274
 State Revenue From Charity Performances	
Daily License Fees	244,540
Total State Revenue From Pari-Mutuel Performances	31,281,049
 Other State Revenue	
Occupational Licenses	631,950
Fingerprint Fees	241,882
Escheated Tickets From Greyhound and Jai Alai ¹	1,767,139
Racing Scholarship Funds ¹	6,432
Penalties & Fines	36,925
Miscellaneous Revenue	237
Miscellaneous Fines	4,100
Total Other State Revenue	2,688,665
 Quarter Horse Promotional Trust Fund Revenue²	
Breaks - Regular and Charity Performances	354
1% of Regular Handle - Arabians	2,188
Total Quarter Horse Promotional Trust Fund Revenue	2,542
 Cardrooms	
Table Fees	75,500
Gross Receipts	276,724
Occupational Licenses	10,900
Total Cardroom Revenue	363,124
 Total Revenue Generated³	\$ 34,335,380

¹Escheated Tickets from Greyhound Racing and Jai Alai Gaming; and Racing Scholarship Funds distributed to the Department of Education

²Quarter Horse Promotional Trust Fund Revenue distributed to the Department of Agriculture

³Total Revenue and components thereof Generated is on the Cash Basis Accounting. Total Revenue and components thereof Generated as shown in the financial statements on page 47 is on the Accrual Basis of Accounting.

FISCAL YEARS COMPARATIVE DATA

Beginning with the 1931/1932 Fiscal Year, the state began collecting taxes on pari-mutuel wagering. Pari-mutuel handle and state revenue has varied each year since the inception of pari-mutuel wagering regulation. During that initial year, the pari-mutuel industry operated 462 racing days in Florida, which resulted in state revenue of \$737,301; total paid attendance of 1,157,161; and total pari-mutuel handle of \$17,365,424.

For Fiscal Years 1931/1932 through 2002/2003, average state revenue, as a percent of pari-mutuel handle was 6.12 percent, which corresponds to nearly \$3.7 billion in state revenue and approximately \$60.5 billion in pari-mutuel handle.

Shown below is a summary of pari-mutuel handle and state revenue for Fiscal Years 1993/1994 through 2002/2003.

PARI-MUTUEL HANDLE AND STATE REVENUE SUMMARY

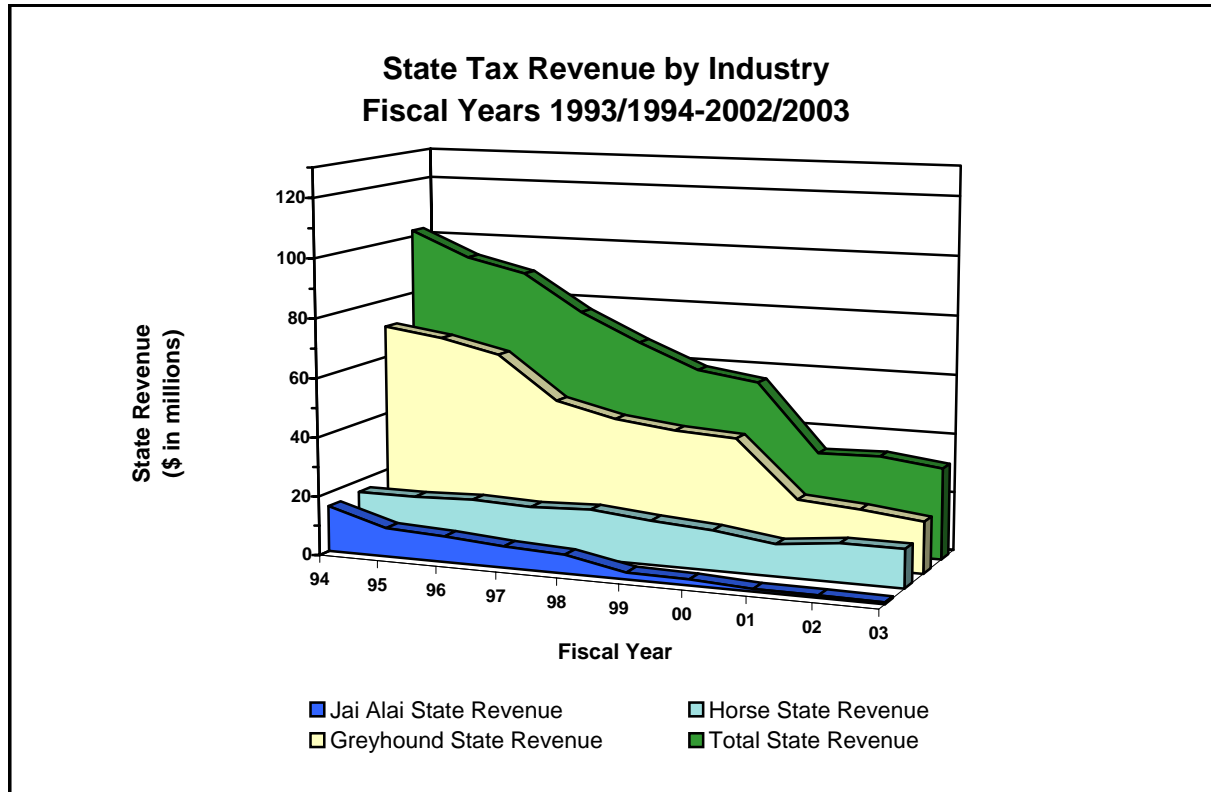
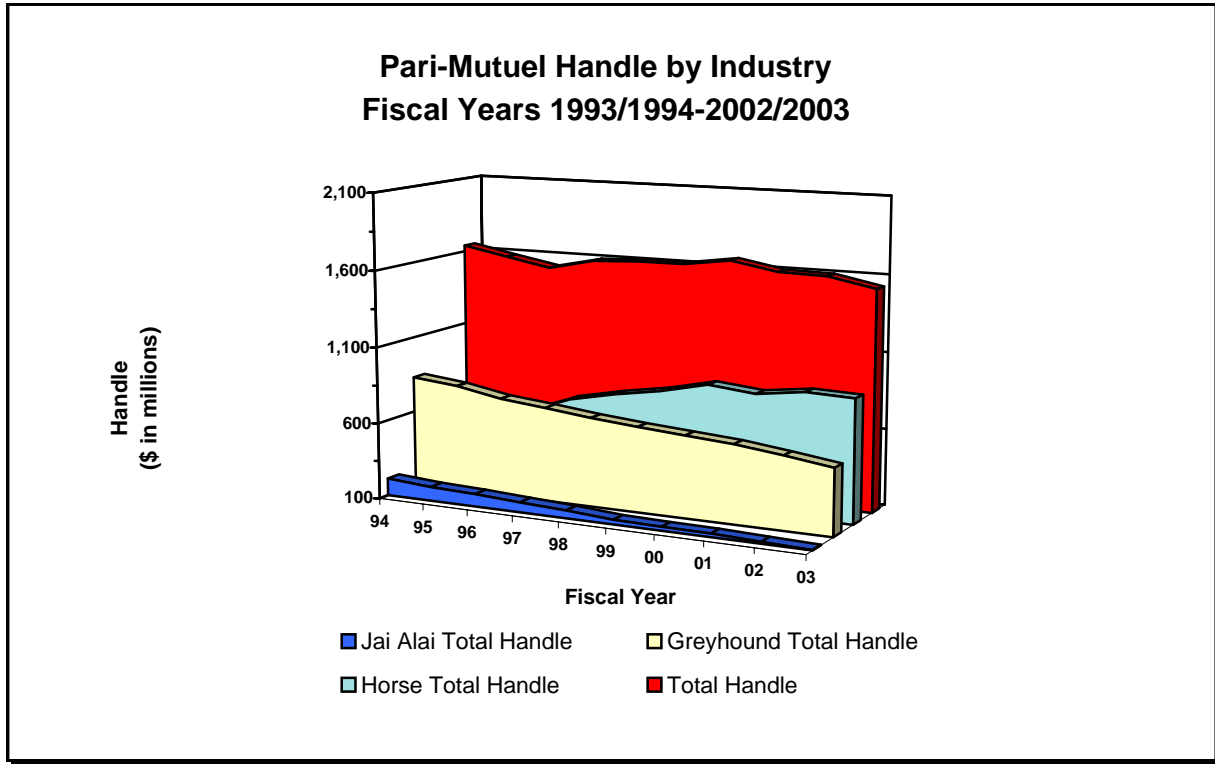
<i>Fiscal Year</i>	<i>Number of Racing Days</i>	<i>Total Paid Attendance</i>	<i>Total Pari-Mutuel Handle¹</i>	<i>Total State Revenue²</i>	<i>State Revenue as a Percent of Handle</i>
1993/1994	5,169	11,428,607	\$1,639,598,007	\$106,599,999	6.50%
1994/1995	4,845	10,285,062	\$1,582,305,874	\$97,049,614	6.13%
1995/1996	4,692	9,403,703	\$1,525,851,211	\$92,976,956	6.09%
1996/1997	4,773	8,579,944	\$1,592,442,941	\$76,335,094	4.80%
1997/1998	4,969	7,679,823	\$1,609,182,244	\$71,475,527	4.44%
1998/1999	4,604	3,621,059	\$1,611,699,224	\$62,934,837	3.90%
1999/2000	4,557	3,437,073	\$1,656,229,260	\$59,785,130	3.61%
2000/2001	4,475	3,040,755	\$1,602,300,077	\$36,819,451	2.30%
2001/2002	4,487	2,836,869	\$1,596,945,465	\$37,114,026	2.32%
2002/2003	4,243	2,742,429	\$1,536,568,898	\$34,335,380	2.23%

Note: Due to the revision of Section 550.0951(2)(b), F.S., which no longer requires tax on free admission, this chart only reflects **paid** admissions beginning in Fiscal Year 1998/1999.

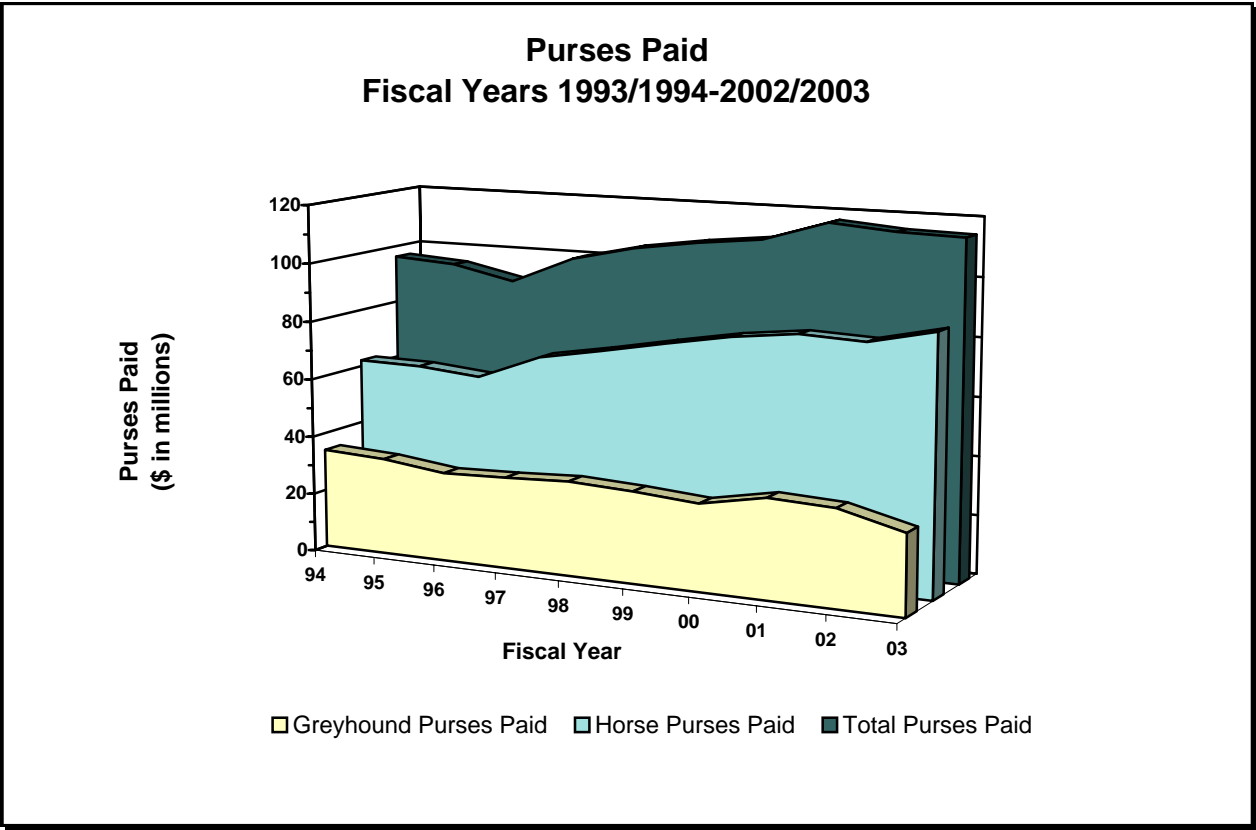
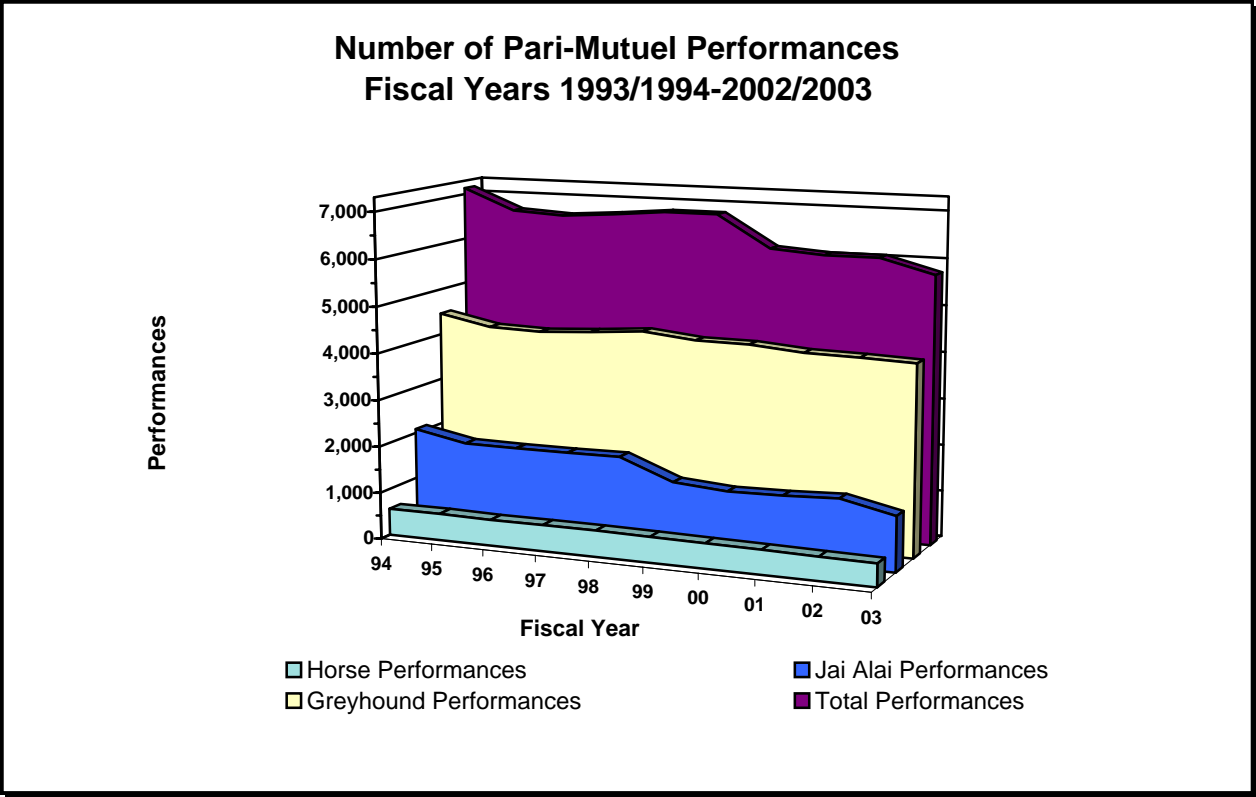
¹Excludes charity/scholarship handle

²Includes taxes, fees, fines, and miscellaneous state revenue

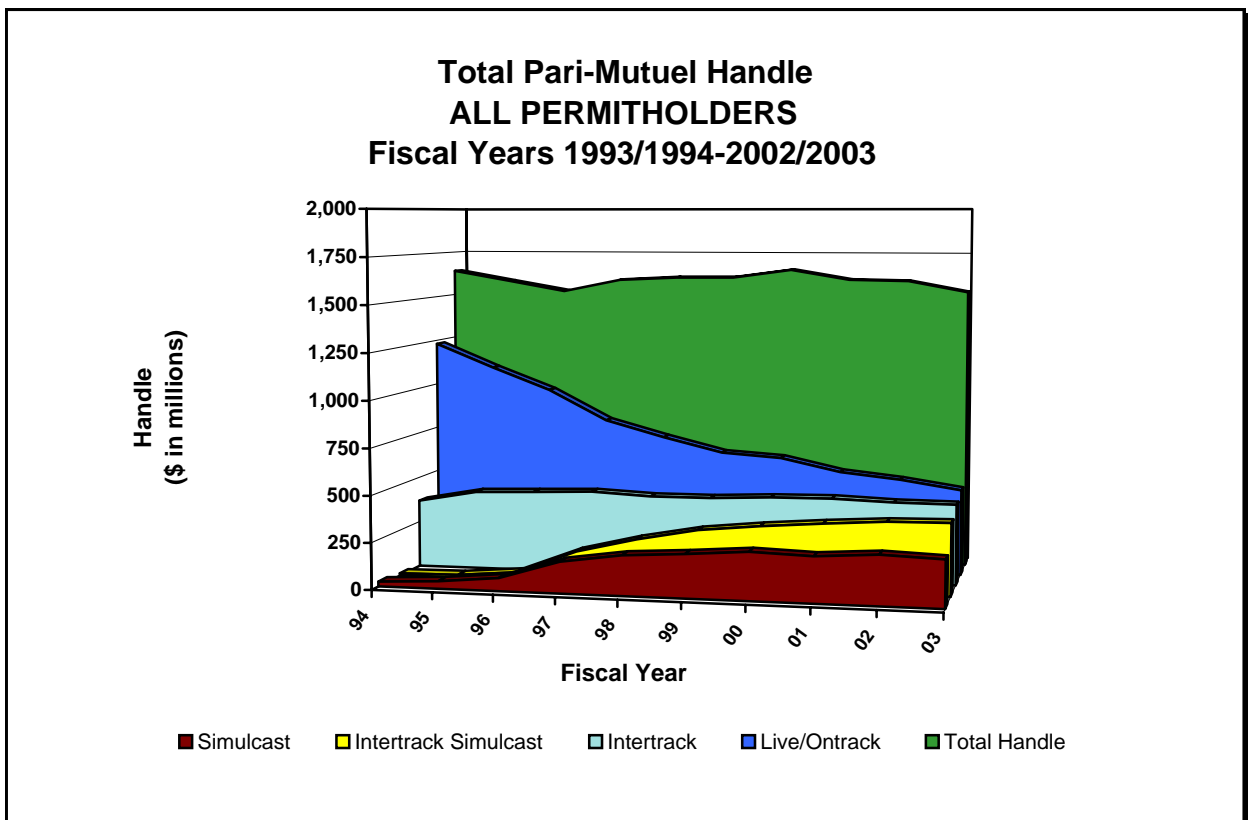
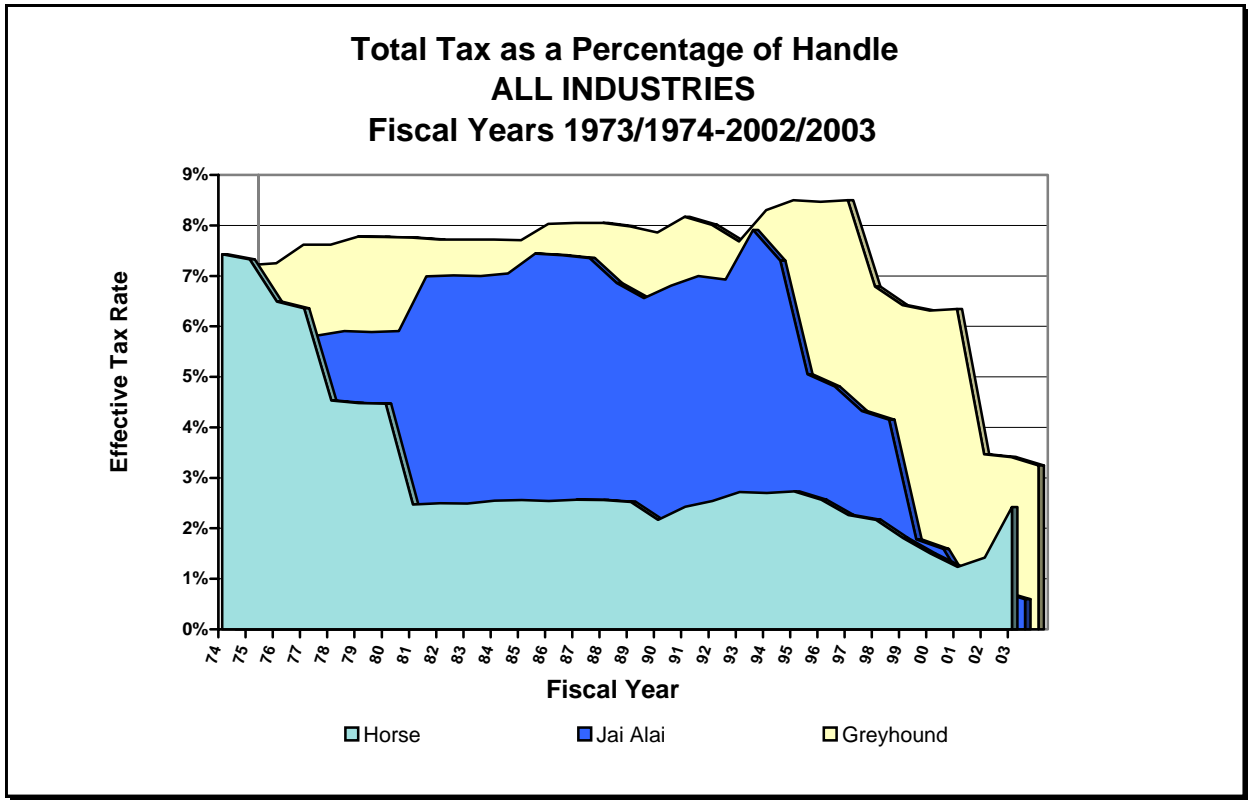
HISTORICAL PARI-MUTUEL WAGERING ACTIVITY



HISTORICAL PARI-MUTUEL WAGERING ACTIVITY



HISTORICAL PARI-MUTUEL WAGERING ACTIVITY



CHARITY AND SCHOLARSHIP PERFORMANCES

With several exceptions, each permitholder may operate up to five additional days designated as charity or scholarship days during their regular meet. Proceeds from these additional days are paid to approved charities, major state and private institutions of higher learning, community colleges, the Historic Resources Operating Trust Fund or the Racing Scholarship Trust Fund. A list of proposed recipients is submitted annually by the permitholder to the division for approval. The division reviews the list of proposed recipients for compliance with the basic requirements for charitable organizations established by Florida law. The amount contributed to charitable organizations is determined by calculating the amount of taxes due to the state had it been a regular performance. A minimum of \$2,905,878 was paid to charitable organizations during Fiscal Year 2002/2003, bringing the total proceeds disbursed since 1985 to \$51,000,083.

RACING SCHOLARSHIP TRUST FUND

The Racing Scholarship Trust Fund is administered by the Division of Colleges and Universities of the Board of Education and is used to provide scholarships to deserving students who are attending Florida's colleges and universities. A total of \$16,848,293 has been paid to this fund since the program began in 1949. The amount contributed to the fund this fiscal year is detailed below.

Racing Scholarship Trust Fund	
Washington County Kennel Club, Inc.	\$6,432
Total For 2002/2003 Fiscal Year	\$6,432

ABANDONED WINNING TICKETS

Abandoned pari-mutuel tickets are winning tickets that remain uncashed for a period of one year. The value of greyhound and jai alai abandoned tickets sold for live on-track races or games escheat to the state. These funds are deposited into the State School Fund for the support and maintenance of Florida's public schools. Since 1957, the total paid into this fund is \$79,794,305. The amount collected in abandoned winning tickets for the State School Fund for this fiscal year is detailed below.

Abandoned Winning Tickets	
Greyhound Permitholders	\$1,485,456
Jai Alai Permitholders	\$281,683
Total For 2002/2003 Fiscal Year	\$1,767,139

In harness and quarter horse racing, abandoned winning tickets are paid to the respective breeders' associations. Abandoned winning tickets from thoroughbred horse racing are retained by the permitholder. These funds are used to promote the Florida horse breeding industry and the amounts for Fiscal year 2002/2003.




COMPONENTS OF CARDROOM REVENUE BY ASSOCIATION

Fiscal Year 2002/2003

Greyhound Racing Associations

	<i>County/ Municipality</i>	<i>Gross Receipts</i>	<i>Gross Receipts Tax</i>	<i>Table Fees</i>	<i>Total Taxes and Fees</i>
Bet Miami Greyhounds @ Hollywood Greyhound Track	Hallandale (Broward)	\$11,396	\$1,140	\$5,500	\$6,640
Bet Miami Greyhounds @ Flagler Greyhound	Dade	21,566	2,157	0	2,157
Bonita-Ft. Myers Greyhound (S.W. FL. Enterprises)	Lee	292,791	29,279	8,000	37,279
Daytona Beach Kennel Club	Volusia	649,134	64,913	8,500	73,413
Ebro Greyhound Park (Washington County KC)	Washington	140,353	14,035	3,500	17,535
Flagler Greyhound (West Flagler Associates, Ltd.)	Dade	61,581	6,158	5,500	11,658
Hollywood Greyhound (Hartman & Tyner, Inc.)	Hallandale	28,211	2,821	2,500	5,321
Palm Beach Kennel (Inv. Corp. of Palm Beach)	Palm Beach	751,578	75,158	11,000	86,158
St. Petersburg Kennel Club, Inc.	Pinellas	383,945	38,395	8,500	46,895
Tampa Greyhound (Associated Outdoor Clubs, Inc.)	Hillsborough	129,018	12,902	4,500	17,402
Total Greyhound Permitholders		<u>2,469,574</u>	<u>246,957</u>	<u>57,500</u>	<u>304,457</u>
Jai Alai Permitholders					
Miami Jai Alai	Dade	150,711	15,071	8,500	23,571
Summer Jai Alai	Dade	146,947	14,695	8,500	23,195
Total Jai Alai Permitholders		<u>297,657</u>	<u>29,766</u>	<u>17,000</u>	<u>46,766</u>
TOTAL FOR ALL PERMITHOLDERS		<u><u>\$2,767,231</u></u>	<u><u>\$276,723</u></u>	<u><u>\$74,500</u></u>	<u><u>\$351,223</u></u>

REVENUE AND OTHER DATA BY ASSOCIATION



GREYHOUND RACING

Florida remains the leader in greyhound racing in the United States with 18 permitholders operating throughout the state. A total of 4,087 performances, exclusive of charity and scholarship performances, were conducted during this past fiscal year.

During Fiscal Year 2002/2003, handle wagered at live greyhound performances decreased by 11 percent. Intertrack handle wagered on broadcasts of live Florida greyhound performances decreased by 2 percent. Simulcast and intertrack simulcast handle wagered on broadcasts of performances from outside the state decreased by 21 percent and 19 percent respectively. As a result, total handle declined by 7 percent for the Florida greyhound industry. A component of the decrease in handle and taxes in Fiscal Year 2002/2003 was due to kennel cough, an illness that infected many greyhounds at Florida tracks. Racing was suspended for a limited time period and over 830 races were cancelled due to the virus.

Corresponding with the decline in total handle was the decline of tax revenue to the state. Total tax to the state during Fiscal Year 2002/2003, declined by 12 percent from the prior year. The greyhound industry accounted for approximately 56 percent of Florida's total revenue and 34 percent of total handle from pari-mutuel performances.

Total paid attendance increased by six percent from the prior year. The division reports only paid attendance and does not include free admissions or complimentary passes in its data.

Greyhound permitholders reported paying \$32,061,701 in purses during Fiscal Year 2002/2003, which includes stakes, fees and sponsor contributions. The numerous stakes races conducted during the past year by greyhound permitholders is shown in detail on the individual permitholder pages of this section.

Nearly all of Florida's greyhound permitholders actively sponsor greyhound adoption programs. Many of the state's greyhound tracks provide for on-site adoption booths, animal welfare, funding, advertising, special events and public information. Adoption groups with area chapters around the state include the Greyhound Pets of America and the Greyhound Adoption League. In addition to these major groups, a few permitholders sponsor on-site programs to manage greyhound adoptions. Florida Statutes provide that greyhound permitholders receive credits applicable against taxes in an amount equal to the uncashed tickets remitted to the state in the prior fiscal year. Each permitholder is required to pay an amount equal to 10 percent of the amount of the credit received to any bona fide organization which promotes or encourages greyhound adoptions. During Fiscal Year 2002/2003, total contributions provided to greyhound adoption units amounted to \$256,150 which exceeded the minimum statutory requirement.

Total Performances	4,087	Total Racing Days	2,937
Total Admission Tax	\$109,164	Total Paid Attendance	1,712,118

Handle Distribution						
Handle Type	Public Pool	Total for Permitholder	Total to State*	%	Total Handle	%
Live	\$173,427,191	\$46,470,024	\$8,718,571	(15%)	\$228,615,786	(11%)
Simulcast	13,342,474	3,290,296	745,291	(22%)	17,378,061	(21%)
Intertrack	206,183,372	57,024,687	7,361,144	(7%)	270,569,203	(2%)
Intertrack Simulcast	12,702,076	3,440,789	418,182	(25%)	16,561,047	(19%)
	\$405,655,113	\$110,225,796	\$17,243,188	(12%)	\$533,124,097	(7%)

* Add admission tax to calculate total paid to state

% = Total percentage increase or (decrease) from previous state fiscal year

Bet Miami Greyhounds

Broward and Dade County - Hallandale Beach and Miami, Florida

*Meet Period: September 1, 2002 to October 19, 2002 at Flagler Greyhound Track (1)
December 1, 2002 to December 31, 2002 at Hollywood Greyhound Track (2)
May 1, 2003 to May 31, 2003 at Hollywood Greyhound Track (2)*

Flagler Greyhound Track

Telephone: 305.649.3000
Fax: 305.631.4525

Mailing Address

P.O. Box 350940
Miami, Florida 33135-0940

Racing Results

Performances 149
Racing Days 106
Paid Attendance 39,637
Total Admission Tax \$4,756
Purses Paid \$1,456,885

Hollywood Greyhound Track

Telephone: 954.924.3200
Fax: 954.457.4229

Mailing Address

P.O. Box 2007
Hollywood, Florida 33022-2007

Major Stakes Races

Friday Night Hot Box \$7,000

(1) See Flagler Greyhound Track for street address

(2) See Hollywood Greyhound Track for street address

Handle Distribution

Handle Type	Public Pool	Total for Permitholder	Total to State*	%	Total Handle	%
Live	\$6,444,480	\$1,571,814	\$417,898	(8%)	\$8,434,192	(6%)
Simulcast	3,897,606	957,514	219,467	(25%)	5,074,587	(24%)
Intertrack	7,552,636	2,058,863	281,765	(3%)	9,893,264	(0%)
Intertrack Simulcast	3,564,194	974,184	105,903	(33%)	4,644,281	(24%)
	\$21,458,916	\$5,562,375	\$1,025,033	(14%)	\$28,046,324	(11%)

* Add admission tax to calculate total paid to state

% = Total percentage increase or (decrease) from previous state fiscal year

Bonita-Ft. Myers Greyhound Track

Southwest Florida Enterprises, Inc.
Lee County - Bonita Springs, Florida

Meet Period: July 1, 2002 to June 30, 2003

Telephone: 239.992.2411

Fax: 239.947.9244

Mailing Address

P.O. Box 2567
Bonita Springs, Florida 34133-2567

Racing Results

Performances 386
Racing Days 273
Paid Attendance 210,958
Total Admission Tax \$16,327
Purses Paid \$2,276,016

Street Address

10601 Bonita Beach Road, S.W.
Bonita Springs, Florida 34135-2567

Major Stakes Races

Naples-Ft. Myers Derby \$20,000
Roger B. Miller Spring Series \$12,000
Anniversary Classic \$4,500

Handle Distribution

Handle Type	Public Pool	Total for Permitholder	Total to State*	%	Total Handle	%
Live	\$18,370,100	\$4,642,945	\$797,016	2%	\$23,810,061	(7%)
Simulcast	0	0	0	0%	0	0%
Intertrack	5,022,803	1,346,356	165,710	100%	6,534,869	100%
Intertrack Simulcast	0	0	0	0%	0	0%
	\$23,392,903	\$5,989,301	\$962,726	23%	\$30,344,930	19%

* Add admission tax to calculate total paid to state

% = Total percentage increase or (decrease) from previous state fiscal year

Hollywood Greyhound Track

Hartman and Tyner, Inc.
Broward County - Hallandale Beach, Florida

Meet Period: January 1, 2003 to April 30, 2003

Telephone: 954.924.3200 Fax: 954.457.4229

Mailing Address

P.O. Box 2007
Hollywood, Florida 33022

Street Address

831 North Federal Highway
Hallandale Beach, Florida 33009

Racing Results

Performances 161
Racing Days 115
Paid Attendance 94,528
Total Admission Tax \$7,383
Purses Paid \$2,148,849

Major Stakes Races

World Classic \$75,000
Hollywoodian \$30,000
Futurity \$15,000
Joe Ryan, Jr. Memorial \$10,000

Handle Distribution

Handle Type	Public Pool	Total for Permitholder	Total to State*	%	Total Handle	%
Live	\$9,019,574	\$2,304,632	\$523,682	(18%)	\$11,847,888	(10%)
Simulcast	5,177,936	1,297,566	277,774	(28%)	6,753,276	(24%)
Intertrack	9,374,953	2,649,635	328,798	9%	12,353,386	14%
Intertrack Simulcast	3,729,899	1,017,969	129,588	(28%)	4,877,456	(23%)
	\$27,302,362	\$7,269,802	\$1,259,842	(16%)	\$35,832,006	(8%)

* Add admission tax to calculate total paid to state

% = Total percentage increase or (decrease) from previous state fiscal year

Jacksonville Kennel Club, Inc.

Duval County - Jacksonville, Florida

Meet Period: July 1, 2002 to September 2, 2002

May 28, 2003 to June 30, 2003

Telephone: 904.646.0001 Fax: 904.646.0420

Mailing Address

P.O. Box 54249
Jacksonville, Florida 32245-4249

Street Address

1440 North McDuff Avenue
Jacksonville, Florida 32205

Racing Results

Performances 105
Racing Days 80
Paid Attendance 49,501
Total Admission Tax \$2,417
Purses Paid \$1,536,740

Major Stakes Races

Mayor's Cup \$35,000

Handle Distribution

Handle Type	Public Pool	Total for Permitholder	Total to State*	%	Total Handle	%
Live	\$7,225,611	\$1,905,529	\$345,975	21%	\$9,477,115	1%
Simulcast	430	(37)	192	100%	585	100%
Intertrack	17,902,943	5,015,984	596,060	23%	23,514,987	7%
Intertrack Simulcast	696	214	36	100%	946	100%
	\$25,129,680	\$6,921,690	\$942,263	22%	\$32,993,633	5%

* Add admission tax to calculate total paid to state

% = Total percentage increase or (decrease) from previous state fiscal year

Jefferson County Kennel Club, Inc.

Jefferson County - Monticello, Florida

*Meet Period: July 1, 2002 to November 16, 2002
January 31, 2003 to June 30, 2003*

Telephone: 850.997.2561 Fax: 850.997.3871

Mailing Address

P.O. Box 400
Monticello, Florida 32345

Street Address

3079 North Jefferson Street
Monticello, Florida 32344

Racing Results

Performances 281
Racing Days 244
Paid Attendance 50,917
Total Admission Tax \$4,430
Purses Paid \$791,427

Handle Distribution

Handle Type	Public Pool	Total for Permitholder	Total to State*	%	Total Handle	%
Live	\$3,390,765	\$1,003,880	\$401,746	(5%)	\$4,796,391	(6%)
Simulcast	0	0	0	0%	0	0%
Intertrack	0	0	0	0%	0	0%
Intertrack Simulcast	0	0	0	0%	0	0%
	\$3,390,765	\$1,003,880	\$401,746	(5%)	\$4,796,391	(6%)

* Add admission tax to calculate total paid to state

% = Total percentage increase or (decrease) from previous state fiscal year

Melbourne Greyhound Park

Sports Palace, Inc.

Brevard County - Melbourne, Florida

Meet Period: November 15, 2002 to April 19, 2003

Telephone: 321.259.9800 Fax: 321.259.3437

Mailing Address

P.O. Box 11470
Daytona Beach, Florida 32120

Street Address

1100 North Wickham Road
Melbourne, Florida 32935

Racing Results

Performances 103
Racing Days 85
Paid Attendance 16,887
Total Admission Tax \$461
Purses Paid \$434,621

Handle Distribution

Handle Type	Public Pool	Total for Permitholder	Total to State*	%	Total Handle	%
Live	\$1,192,098	\$455,943	\$56,022	72%	\$1,704,063	(9%)
Simulcast	0	0	0	0%	0	0%
Intertrack	0	0	0	0%	0	0%
Intertrack Simulcast	0	0	0	0%	0	0%
	\$1,192,098	\$455,943	\$56,022	72%	\$1,704,063	(9%)

* Add admission tax to calculate total paid to state

% = Total percentage increase or (decrease) from previous state fiscal year

St. Petersburg Kennel Club, Inc.

Pinellas County - St. Petersburg, Florida

Meet Period: January 2, 2003 to June 30, 2003

Telephone: 727.812.3339

Fax: 727.579.4362

Mailing Address

P.O. Box 22099
St. Petersburg, Florida 33742-2099

Street Address

10490 Gandy Boulevard
St. Petersburg, Florida 33702-2395

Racing Results

Performances	209
Racing Days	135
Paid Attendance	127,890
Total Admission Tax	\$11,445
Purses Paid	\$3,831,358

Major Stakes Races

Distance Classic	\$100,000
Sprint Classic	\$85,000
St. Petersburg Derby	\$30,000
Gold Trophy Juvenile	\$20,000
Consolation Derby	\$10,000
Matinee Idol	\$10,000
Puppy Preview	\$8,000
T.L. Weaver Memorial	\$8,000

Handle Distribution

Handle Type	Public Pool	Total for Permitholder	Total to State*	%	Total Handle	%
Live	\$20,692,412	\$5,109,620	\$1,293,418	(25%)	\$27,095,450	(24%)
Simulcast	52,124	(11,275)	25,072	2,308%	65,921	1,031%
Intertrack	29,192,985	7,811,974	1,428,180	(22%)	38,433,139	(19%)
Intertrack Simulcast	83,905	15,743	4,062	1,538%	103,710	2,081%
	\$50,021,426	\$12,926,062	\$2,750,732	(23%)	\$65,698,220	(21%)

* Add admission tax to calculate total paid to state

% = Total percentage increase or (decrease) from previous state fiscal year

Tampa Greyhound Track

Associated Outdoor Clubs, Inc.

Hillsborough County - Tampa, Florida

Meet Period: July 1, 2002 to December 30, 2002

Telephone: 813.932.4313

Fax: 813.932.5048

Mailing Address

P.O. Box 8096
Tampa, Florida 33674-8096

Street Address

8300 Nebreska Avenue
Tampa, Florida 33604

Racing Results

Performances	223
Racing Days	150
Paid Attendance	95,319
Total Admission Tax	\$2,728
Purses Paid	\$2,937,072

Major Stakes Races

Tampa Distance Classic	\$40,000
Tampa Speed Classic	\$25,000
Tampa Derby	\$25,000
Tampa Juvenile	\$25,000

Handle Distribution

Handle Type	Public Pool	Total for Permitholder	Total to State*	%	Total Handle	%
Live	\$12,247,116	\$3,428,574	\$296,563	(16%)	\$15,972,253	(5%)
Simulcast	3,093	750	0	0%	3,843	31%
Intertrack	32,160,584	9,449,549	539,224	(12%)	42,149,357	(5%)
Intertrack Simulcast	0	0	0	0%	0	(100%)
	\$44,410,793	\$12,878,873	\$835,787	(13%)	\$58,125,453	(5%)

* Add admission tax to calculate total paid to state

% = Total percentage increase or (decrease) from previous state fiscal year



JAI ALAI

Florida was the first state in the nation to conduct jai alai performances with the first fronton arena in the United States built in 1926. There are currently 7 jai alai permitholders operating at 5 frontons throughout central and south Florida. Jai Alai accounted for a total of 1,170 regular performances, exclusive of charity and scholarship performances, this past fiscal year.

During Fiscal Year 2002/2003, handle wagered at live jai alai performances decreased by 14 percent. However, intertrack handle wagered on broadcasts of live Florida jai alai performances increased by 6 percent. Simulcast and intertrack simulcast handle wagered on broadcasts of performances from outside the state decreased by 100 percent. The significant decrease in simulcast handle was due to the conclusion of live jai alai activity at some out of state facilities. As a result, total handle declined by 8 percent for the Florida jai alai industry.

Corresponding with the decline in total handle was the decline of tax revenue to the state. Total tax to the state during Fiscal Year 2002/2003 declined by 28 percent from the prior year. The jai alai industry accounted for approximately 2 percent of Florida's total revenue and 7 percent of total handle from pari-mutuel performances.

Total paid attendance decreased by 21 percent from the prior year. The division reports only paid attendance and does not include free admissions or complimentary passes in its data.

Total Performances	1,170	Total Gaming Days	819
Total Admission Tax	\$7,882	Total Paid Attendance	377,105

Handle Distribution						
Handle Type	Public Pool	Total for Permitholder	Total to State*	%	Total Handle	%
Live	\$40,555,038	\$12,862,787	\$605,375	(23%)	\$54,023,200	(14%)
Simulcast	0	0	0	(100%)	0	(100%)
Intertrack	36,127,165	11,977,096	0	(100%)	48,104,261	6%
Intertrack Simulcast	0	0	0	(100%)	0	(100%)
	\$76,682,203	\$24,839,883	\$605,375	(28%)	\$102,127,461	(8%)

* Add admission tax to calculate total paid to state

% = Total percentage increase or (decrease) from previous state fiscal year

Dania Jai Alai

Division of Aragon Group, Inc.
Broward County - Dania Beach, Florida

Meet Period: December 1, 2002 to June 30, 2003

Telephone: 954.927.2841 Fax: 954.920.9095

Mailing Address

P.O. Box 96
Dania Beach, Florida 33004

Street Address

301 East Dania Beach Boulevard
Dania Beach, Florida 33004

Gaming Results

Performances	236
Gaming Days	179
Paid Attendance	132,702
Total Admission Tax	0
Players Awards Paid	\$1,747,891

Handle Distribution

Handle Type	Public Pool	Total for Permitholder	Total to State*	%	Total Handle	%
Live	\$10,032,689	\$2,957,026	\$125,800	(1%)	\$13,115,515	1%
Simulcast	0	0	0	(100%)	0	(100%)
Intertrack	9,671,210	2,987,779	0	0%	12,658,989	11%
Intertrack Simulcast	0	0	0	0%	0	(100%)
	\$19,703,899	\$5,944,805	\$125,800	(2%)	\$25,774,504	5%

* Add admission tax to calculate total paid to state

% = Total percentage increase or (decrease) from previous state fiscal year

Florida Jai Alai, Inc.

Seminole County - Fern Park, Florida

Meet Period: November 1, 2002 to March 29, 2003

Telephone: 407.339.6221 Fax: 407.831.4689

Mailing Address

P.O. Box 300107
Fern Park, Florida 32730

Street Address

6405 South Highway 17-92
Fern Park, Florida 32730

Gaming Results

Performances	120
Gaming Days	83
Paid Attendance	33,455
Total Admission Tax	0
Players Awards Paid	\$656,448

Handle Distribution

Handle Type	Public Pool	Total for Permitholder	Total to State*	%	Total Handle	%
Live	\$2,690,478	\$753,779	\$68,040	(71%)	\$3,512,297	(71%)
Simulcast	0	0	0	0%	0	0%
Intertrack	0	0	0	0%	0	0%
Intertrack Simulcast	0	0	0	0%	0	0%
	\$2,690,478	\$753,779	\$68,040	(71%)	\$3,512,297	(71%)

* Add admission tax to calculate total paid to state

% = Total percentage increase or (decrease) from previous state fiscal year

Fort Pierce Jai Alai

Florida Gaming Centers, Inc.
St. Lucie County - Ft. Pierce, Florida

Meet Period: January 3, 2003 to April 26, 2003

Telephone: 772.464.7500 Fax: 772.464.0099

Mailing Address

1750 South Kings Highway
Ft. Pierce, Florida 34945-3099

Street Address

1750 South Kings Highway
Ft. Pierce, Florida 34945-3099

Gaming Results

Performances	100
Gaming Days	68
Paid Attendance	28,708
Total Admission Tax	\$5,455
Players Awards Paid	\$712,759

Handle Distribution

Handle Type	Public Pool	Total for Permitholder	Total to State*	%	Total Handle	%
Live	\$1,641,621	\$578,744	\$48,106	(10%)	\$2,268,471	(7%)
Simulcast	0	0	0	0%	0	0%
Intertrack	0	0	0	0%	0	0%
Intertrack Simulcast	0	0	0	0%	0	0%
	\$1,641,621	\$578,744	\$48,106	(10%)	\$2,268,471	(7%)

* Add admission tax to calculate total paid to state

% = Total percentage increase or (decrease) from previous state fiscal year

Miami Jai Alai

Florida Gaming Centers, Inc.
Dade County - Miami, Florida

Meet Period: November 1, 2002 to April 30, 2003

Telephone: 305.633.6400 Fax: 305.634.1712

Mailing Address

3500 N.W. 37th Avenue
Miami, Florida 33142

Street Address

3500 N.W. 37th Avenue
Miami, Florida 33142

Gaming Results

Performances	219
Gaming Days	147
Paid Attendance	40,331
Total Admission Tax	\$0
Players Awards Paid	\$2,097,871

Handle Distribution

Handle Type	Public Pool	Total for Permitholder	Total to State*	%	Total Handle	%
Live	\$9,877,412	\$3,347,076	\$117,040	(1%)	\$13,341,528	(0%)
Simulcast	0	0	0	0%	0	0%
Intertrack	9,901,681	3,464,182	0	0%	13,365,863	(2%)
Intertrack Simulcast	0	0	0	0%	0	0%
	\$19,779,093	\$6,811,258	\$117,040	(1%)	\$26,707,391	(1%)

* Add admission tax to calculate total paid to state

% = Total percentage increase or (decrease) from previous state fiscal year

Ocala Jai Alai

Lake Fron, Inc.

Marion County - Reddick, Florida

Meet Period: April 2, 2003 to June 28, 2003

Telephone: 352.591.2345 Fax: 352.591.3402

Mailing Address

P.O. Box 548
Orange Lake, Florida 32681

Street Address

4601 N.W. Highway 318
Reddick, Florida 32686

Gaming Results

Performances	100
Gaming Days	64
Paid Attendance	23,152
Total Admission Tax	\$2,427
Players Awards Paid	\$229,148

Handle Distribution

Handle Type	Public Pool	Total for Permitholder	Total to State*	%	Total Handle	%
Live	\$703,161	\$230,976	\$35,749	3%	\$969,886	60%
Simulcast	0	0	0	0%	0	0%
Intertrack	0	0	0	0%	0	0%
Intertrack Simulcast	0	0	0	0%	0	0%
	\$703,161	\$230,976	\$35,749	3%	\$969,886	60%

* Add admission tax to calculate total paid to state

% = Total percentage increase or (decrease) from previous state fiscal year

Summer Jai Alai

Dade County - Miami, Florida

Meet Period: July 1, 2002 to October 31, 2002 at Miami Jai Alai

May 1, 2003 to June 30, 2003 at Miami Jai Alai

Telephone: 305.633.6400 Fax: 305.634.1712

Mailing Address

3500 N.W. 37th Avenue
Miami, Florida 33142

Street Address

3500 N.W. 37th Avenue
Miami, Florida 33142

Gaming Results

Performances	226
Gaming Days	152
Paid Attendance	44,516
Total Admission Tax	\$0
Players Awards Paid	\$2,050,776

Handle Distribution

Handle Type	Public Pool	Total for Permitholder	Total to State*	%	Total Handle	%
Live	\$9,356,087	\$3,161,593	\$120,560	0%	\$12,638,240	(0%)
Simulcast	0	0	0	0%	0	0%
Intertrack	10,088,131	3,528,616	0	0%	13,616,747	3%
Intertrack Simulcast	0	0	0	0%	0	0%
	\$19,444,218	\$6,690,209	\$120,560	0%	\$26,254,987	1%

* Add admission tax to calculate total paid to state

% = Total percentage increase or (decrease) from previous state fiscal year

Summersport Enterprises, Ltd.

Division of Aragon Group, Inc.
Broward County - Dania Beach, Florida

Meet Period: July 1, 2002 to November 30, 2002 at Dania Jai Alai

Telephone: 954.927.2841 Fax: 954.920.9095

Mailing Address

P.O. Box 96
Dania Beach, Florida 33004

Street Address

301 East Dania Beach Boulevard
Dania Beach, Florida 33004

Gaming Results

Performances	169
Gaming Days	126
Paid Attendance	74,241
Total Admission Tax	\$0
Players Awards Paid	\$1,186,561

Handle Distribution						
Handle Type	Public Pool	Total for Permitholder	Total to State*	%	Total Handle	%
Live	\$6,253,590	\$1,833,593	\$90,080	(4%)	\$8,177,263	(5%)
Simulcast	0	0	0	(100%)	0	(100%)
Intertrack	6,466,143	1,996,519	0	(100%)	8,462,662	19%
Intertrack Simulcast	0	0	0	(100%)	0	(100%)
	\$12,719,733	\$3,830,112	\$90,080	(39%)	\$16,639,925	(10%)

* Add admission tax to calculate total paid to state

% = Total percentage increase or (decrease) from previous state fiscal year



HORSE RACING

Thoroughbred Racing

Florida continues to be a premier thoroughbred racing state with 348 regular performances, exclusive of charity and scholarship performances, conducted by 4 permitholders located throughout central and south Florida. Hialeah did not operate during the fiscal year.

During Fiscal Year 2002/2003, handle on live thoroughbred performances decreased by 5 percent and intertrack handle wagered remained virtually the same. Simulcast and intertrack simulcast handle wagered on broadcasts of performances from outside the state decreased by 4 percent and increased by 2 percent respectively. As a result, total handle declined by 1 percent for the Florida thoroughbred industry.

Corresponding with the decrease in total handle was the decrease of tax revenue to the state, although in terms of percentage, the tax revenue to the state during Fiscal Year 2002/2003, remained virtually the same from the prior year. The thoroughbred industry accounted for approximately 37 percent of Florida's total revenue and 51 percent of total handle from pari-mutuel performances.

Total paid attendance decreased by 12 percent from the prior year. The division reports only paid attendance, and does not include free admissions or complimentary passes in its data.

Total Performances	348	Total Racing Days	348
Total Admissions Tax	\$157,833	Total Paid Attendance	653,206

Handle Distribution							
Handle Type	Public Pool	Total for Permitholder	Breeders' Association	Total to State*	%	Total Handle	%
Live	\$134,161,820	\$33,562,485	\$1,628,872	\$1,167,654	(7%)	\$170,520,831	(5%)
Simulcast	158,235,086	36,488,778	1,889,301	1,233,232	(3%)	197,846,397	(4%)
Intertrack	82,081,863	20,830,443	1,009,808	1,811,212	(1%)	105,733,326	0%
ITW/SIM	249,839,013	55,179,989	3,008,778	7,043,948	2%	315,071,728	2%
	\$624,317,782	\$146,061,695	\$7,536,759	\$11,256,046	0%	\$789,172,282	(1%)

* Add admission tax to calculate total paid to state

% = Total percentage increase or (decrease) from previous state fiscal year

Purses and Owners' Awards **						
Permitholder	Purses	Stakes	Entry and Nomination	Contributions	Total	Owners' Awards
Calder Race Course, Inc.	\$22,600,000	\$2,895,000	\$1,600,000	\$0	\$27,095,000	\$1,997,000
Gulfstream Park	21,078,650	5,156,620	1,160,565	1,329,000	28,724,835	0
Tampa Bay Downs, Inc.	9,514,570	1,092,032	249,350	623,850	11,479,802	618,800
Tropical Park, Inc.	8,691,000	1,700,000	400,000	0	10,791,000	594,000
	\$61,884,220	\$10,843,652	\$3,409,915	\$1,952,850	\$78,090,637	\$3,209,800

** As reported by permitholders

Calder Race Course, Inc.

Dade County - Miami, Florida

Meet Period: July 1, 2002 to October 25, 2002

April 25, 2003 to June 30, 2003

Telephone: 305.625.1311 Fax: 305.620.2569

Mailing Address

P.O. Box 1808
Miami, Florida 33055-0808

Street Address

21001 N.W. 27th Avenue
Miami, Florida 33056

Racing Results

Performances 124
Racing Days 124
Paid Attendance 151,009
Total Admission Tax \$33,997
Purses Paid \$27,095,000

Major Stakes Races

My Dear Girl Division FSS \$400,000
In Reality Division FSS \$400,000
Princess Rooney (GRIII) \$400,000
Carry Back Stakes \$250,000
Azalea Breeders' Cup Stakes (GRIII) \$250,000
Smile Sprint \$200,000
Calder Oaks \$200,000
Calder Derby (GRIII) \$200,000
Calder Breeders' Cup \$150,000
Miami Mile Breeders' Cup \$150,000

Handle Distribution

Handle Type	Total for		Breeders'	Total to State*	%	Total Handle	%
	Public Pool	Permitholder	Association				
Live	\$37,568,285	\$9,909,517	\$460,900	\$323,058	(19%)	\$48,261,760	(8%)
Simulcast	79,168,622	18,380,263	946,080	584,900	(8%)	99,079,865	(9%)
Intertrack	24,503,767	6,332,929	302,849	572,406	(9%)	31,711,951	(8%)
Intertrack Simulcast	135,079,951	29,907,090	1,626,206	3,686,548	(3%)	170,299,795	(3%)
	\$276,320,625	\$64,529,799	\$3,336,035	\$5,166,912	(6%)	\$349,353,371	(6%)

* Add admission tax to calculate total paid to state

% = Total percentage increase or (decrease) from previous state fiscal year

Gulfstream Park Racing Association, Inc.

Broward County - Hallandale Beach, Florida

Meet Period: January 3, 2003 to April 24, 2003

Telephone: 954.454.7000 Fax: 954.454.7827

Mailing Address

901 South Federal Highway
Hallandale, Florida 33009

Street Address

901 South Federal Highway
Hallandale, Florida 33009

Racing Results

Performances 84
Racing Days 84
Paid Attendance 330,710
Total Admission Tax \$82,678
Purses Paid \$28,724,835

Major Stakes Races

Florida Derby \$1,000,000
Donn Handicap \$500,000
Gulfstream Park Handicap \$300,000
Bonnie Miss Stakes \$200,000
Fountain of Youth \$200,000
Gulfstream Park Breeders' Cup Handicap \$200,000
Pan American Handicap \$200,000
Orchid Handicap \$200,000
Rampart Handicap \$200,000

Handle Distribution

Handle Type	Total for		Breeders'	Total to State*	%	Total Handle	%
	Public Pool	Permitholder	Association				
Live	\$64,319,514	\$14,751,921	\$767,101	\$486,123	1%	\$80,324,659	(3%)
Simulcast	39,389,937	8,920,294	468,693	298,889	(4%)	49,077,813	(5%)
Intertrack	26,998,331	6,073,522	324,510	583,740	(0%)	33,980,103	1%
Intertrack Simulcast	31,677,260	6,921,198	381,412	958,521	(36%)	39,938,391	(36%)
	\$162,385,042	\$36,666,935	\$1,941,716	\$2,327,273	(19%)	\$203,320,966	(12%)

* Add admission tax to calculate total paid to state

% = Total percentage increase or (decrease) from previous state fiscal year

Tampa Bay Downs, Inc.

Hillsborough County - Tampa, Florida

Meet Period: December 14, 2002 to May 4, 2003

Telephone: 813.855.4401 Fax: 813.854.3539

Mailing Address

P.O. Box 2007
Oldsmar, Florida 34677

Street Address

11225 Race Track Road
Tampa, Florida 33626

Racing Results

Performances 92
Racing Days 92
Paid Attendance 102,039
Total Admission Tax \$25,510
Purses Paid \$11,479,802

Major Stakes Races

Tampa Bay Derby (GRIII) \$250,000
Florida Oaks (GRIII) \$150,000
Tampa Bay Breeders' Cup (T) \$100,000
Hillsborough (T) \$100,000
Endeavor (T) \$75,000
Florida Cup Sophomore Colts \$75,000
Florida Cup Sophomore Fillies \$75,000
Florida Cup Sophomore Turf (T) \$75,000
Florida Cup Sprint \$75,000
Florida Cup Turf Distaff (T) \$75,000
Florida Cup Turf Classic (T) \$75,000
Sam F. Davis \$50,000

Handle Distribution

Handle Type	Total for			Total to State*	%	Total Handle	%
	Public Pool	Permit holder	Breeders' Association				
Live	\$16,865,544	\$4,851,027	\$211,802	\$208,284	(3%)	\$22,136,657	(6%)
Simulcast	14,895,644	3,443,659	178,405	163,405	5%	18,681,113	9%
Intertrack	20,215,777	5,754,158	254,504	419,440	11%	26,643,879	11%
Intertrack Simulcast	43,192,409	9,637,089	522,036	1,311,923	78%	54,663,457	78%
	\$95,169,374	\$23,685,933	\$1,166,747	\$2,103,052	41%	\$122,125,106	28%

* Add admission tax to calculate total paid to state

% = Total percentage increase or (decrease) from previous state fiscal year

Tropical Park, Inc.

Dade County - Miami, Florida

Meet Period: October 26, 2002 to January 2, 2003 at Calder Race Course

Telephone: 305.625.1311 Fax: 305.620.2569

Mailing Address

P. O. Box 1808
Miami, Florida 33055-0808

Street Address

21001 N.W. 27th Avenue
Miami, Florida 33056

Racing Results

Performances 48
Racing Days 48
Paid Attendance 69,448
Total Admission Tax \$15,648
Purses Paid \$10,791,000

Major Stakes Races

W. L. McKnight Handicap (GRII) \$150,000
La Prevoyante Handicap (GRII) \$150,000
Tropical Turf Handicap (GRIII) \$100,000
Tropical Park Derby (GRIII) \$100,000
What A Pleasure Stakes (GRIII) \$100,000
Fred W. Hooper Handicap (GRIII) \$100,000
My Charmer Handicap (GRIII) \$100,000
Chaposa Springs Handicap (GRIII) \$100,000

Handle Distribution

Handle Type	Total for			Total to State*	%	Total Handle	%
	Public Pool	Permit holder	Breeders' Association				
Live	\$15,408,477	\$4,050,020	\$189,069	\$150,189	(3%)	\$19,797,755	(5%)
Simulcast	24,780,883	5,744,562	296,123	186,038	10%	31,007,606	10%
Intertrack	10,363,988	2,669,834	127,945	235,626	(3%)	13,397,393	1%
Intertrack Simulcast	39,889,393	8,714,612	479,124	1,086,956	26%	50,170,085	28%
	\$90,442,741	\$21,179,028	\$1,092,261	\$1,658,809	16%	\$114,372,839	13%

* Add admission tax to calculate total paid to state

% = Total percentage increase or (decrease) from previous state fiscal year



HORSE RACING

Harness Racing

Pompano Park is the only permitholder currently conducting harness horse racing performances in the State of Florida, which accounted for 139 regular performances, exclusive of charity and scholarship, during this past fiscal year.

During Fiscal Year 2002/2003, handle wagered at live harness performances decreased by 13 percent. Intertrack handle wagered on broadcasts of live Florida harness performances increased by 1 percent. Simulcast and intertrack simulcast handle wagered on broadcasts of performances from outside the state decreased by 2 percent and increased by 7 percent, respectively. As a result, total handle increased by 1 percent for the Florida harness industry.

Total tax to the state during Fiscal Year 2002/2003, increased by 1 percent from the prior year. The harness industry accounted for approximately 5 percent of Florida's total revenue and 7 percent of total handle from pari-mutuel performances.

The division reports only paid attendance and does not include free admissions or complimentary passes in its data.

Total Performances	139	Total Racing Days	139
Total Admissions Tax	\$0	Total Paid Attendance	0

Handle Distribution							
Handle Type	Public Pool	Total for Permitholder	Breeders' Association	Total to State*	%	Total Handle	%
Live	\$10,389,078	\$3,368,053	\$77,584	\$239,069	(10%)	\$14,073,784	(13%)
Simulcast	27,488,667	7,489,783	0	354,164	(1%)	35,332,614	(2%)
Intertrack	6,532,210	1,998,615	88,951	275,292	0%	8,895,068	1%
ITW/SIM	41,723,499	10,793,161	538,436	788,496	7%	53,843,592	7%
	\$86,133,454	\$23,649,612	\$704,971	\$1,657,021	1%	\$112,145,058	1%

* Add admission tax to calculate total paid to state

% = Total percentage increase or (decrease) from previous state fiscal year

Purses and Owners' Awards **						
Permitholder	Purses	Stakes	Entry and Nomination	Contributions	Total	Owners' Awards
Pompano Park Racing	\$7,747,680	\$826,250	\$53,350	\$691,236	\$9,318,516	\$0

** As reported by permitholder

Pompano Park Racing

PPI, Inc.

Broward County - Pompano Beach, Florida

Meet Period: July 1, 2002 to June 30, 2003

Telephone: 954.972.2000 Fax: 954.970.0882

Mailing Address

1800 S.W. Third Street
Pompano Beach, Florida 33069

Street Address

1800 S.W. Third Street
Pompano Beach, Florida 33069

Racing Results

Performances 139
Racing Days 139
Paid Attendance 0
Total Admission Tax \$0
Purses Paid \$9,318,516

Major Stakes Races

Isle of Capri Pace \$251,000
Mack Lobell Trot \$60,000

Handle Distribution

Handle Type	Public Pool	Total for Permitholder	Breeders' Association	Total to State*	%	Total Handle	%
Live	\$10,389,078	\$3,368,053	\$77,584	\$239,069	(10%)	\$14,073,784	(13%)
Simulcast	27,488,667	7,489,783	0	354,164	(1%)	35,332,614	(2%)
Intertrack	6,532,210	1,998,615	88,951	275,292	0%	8,895,068	1%
Intertrack Simulcast	41,723,499	10,793,161	538,436	788,496	7%	53,843,592	7%
	\$86,133,454	\$23,649,612	\$704,971	\$1,657,021	1%	\$112,145,058	1%

* Add admission tax to calculate total paid to state

% = Total percentage increase or (decrease) from previous state fiscal year



HORSE RACING

Promotional Programs For Florida-Bred Horses

Florida breeder promotions and award programs are administered by private breeders' and owners' associations organized to promote ownership and breeding of race horses in the State of Florida. Each association conducts its own campaign to enhance the horse breeding industry in the state and provides breeders' and owners' awards of up to 20 percent of announced gross purses. The Florida Standardbred Breeders' and Owners' Association (FSBOA) is funded by the breaks and uncashed tickets from live performances and 1 percent of the intertrack handle. The Quarter Horse Breeders' Association is funded by the breaks and the uncashed tickets from live races and 1 percent of the live and intertrack handle. The Thoroughbred Breeders' Association awards program is funded by 0.955 percent of the live, simulcast and intertrack handle, as well as 3.475 percent of the gross revenue from out-of-state wagers on Florida races.


To date, the Florida thoroughbred breeding industry has produced 41 national champions, including "Skip Away," the 1998 North American Horse of the Year, and "Affirmed," the last horse to have won the Triple Crown (1978). The industry boasts 83 Florida-bred millionaires, 12 classic winners (Kentucky Derby, Preakness Stakes and Belmont Stakes), and 18 Breeders' Cup Day champions.

The Florida Thoroughbred Breeders' and Owners' Association (FTBOA) funds the Florida-Bred Stakes Program, which is implemented at Florida's Thoroughbred racetracks. The owners of Florida-breds earned an additional \$1,710,000 through the Florida-Bred Stakes Program, for the fiscal year ending June 30, 2003. In addition, Florida-breds won 312 stakes races, including 51 graded stakes, and earned more than \$31 million in stakes purses. Florida-breds banked in excess of \$187 million in total North American purse money. Florida Thoroughbred permitholders contributed \$9,814,949 to the Florida Thoroughbred Breeders' and Owners' Association during Fiscal Year 2002/2003. During the fiscal year, the FTBOA paid out \$6,079,826 in Breeders' Awards and \$988,255 in Stallion Owners' Awards.

The Florida Standardbred Breeders' and Owners' Association (FSBOA) is the designated association for the allocation and distribution of funds for Florida-bred Standardbred racing, the recognized representative of horsemen in the state and is a non-profit organization. Promotional activities include providing breeder and stallion awards for eligible Florida-bred horses during Pompano Park's 2002/2003 meet as well as awards for Florida Breeders' Stakes races. A series of races and awards were also provided for two and three-year-old standardbreds to prepare for the winter meet at Pompano Park. The total amount of funds collected and were distributed by the FSBOA to the Florida Standardbred horsemen throughout the year totaled \$901,224.97.

Standardbred racing in Florida is primarily contested at Pompano Harness Track, the only pari-mutuel harness track in the state and offers top quality harness racing seven months a year. There are 7 training centers for standardbreds located from Gainesville to Delray Beach where more than 3,000 horses spend their winters. Florida-bred standardbred horses, including two-time Breeder's Crown winner and Multiple World Champion, "Red Bow Tie", have gained notable recognition throughout North America.

Note: Promotional program information is provided by respective Breeders' and Owners' Associations.



SUMMARY

Pari-Mutuel Industry

During Fiscal Year 2002/2003, the total handle reached \$1.5 billion wagered decreased by 4 percent from the prior fiscal year. Total pari-mutuel performances, exclusive of charity and scholarship performances, conducted during Fiscal Year 2002/2003, decreased by 5 percent from the previous year.

The state realized revenue from regular performances of approximately \$30.8 million, which reflects an 8 percent decrease from the prior fiscal year. Of the \$30.8 million collected, greyhound permitholders accounted for 56 percent, thoroughbreds for 37 percent, harness for 5 percent and jai alai for 2 percent.

Total paid attendance decreased by over 3 percent from the prior year. The division reports only paid attendance and does not include free admission or complimentary passes in its data.

Total Performances	5,744	Total Racing/Gaming Days	4,243
Total Admissions Tax	\$274,879	Total Paid Attendance	2,742,429

Handle Distribution							
Industry	Public Pool	Total for Permitholder	Breeders' Association	Total to State*	%	Total Handle	%
Greyhound	\$405,655,113	\$110,225,796	\$0	\$17,243,188	(12%)	\$533,124,097	(7%)
Jai Alai	76,682,203	24,839,883	0	605,375	(28%)	102,127,461	(8%)
Thoroughbred	624,317,782	146,061,695	7,536,759	11,256,046	0%	789,172,282	(1%)
Harness	86,133,454	23,649,612	704,971	1,657,021	1%	112,145,058	1%
	\$1,192,788,552	\$304,776,986	\$8,241,730	\$30,761,630	(8%)	\$1,536,568,898	(4%)

* Add admission tax to calculate total paid to state

% = Total percentage increase or (decrease) from previous state fiscal year

Handle Distribution							
Handle Type	Public Pool	Total for Permitholder	Breeders' Association	Total to State*	%	Total Handle	%
Live	\$358,533,127	\$96,263,349	\$1,706,456	\$10,730,669	(14%)	\$467,233,601	(9%)
Simulcast	199,066,227	47,268,857	1,889,301	2,332,687	(11%)	250,557,072	(5%)
Intertrack	330,924,610	91,830,841	1,098,759	9,447,648	(6%)	433,301,858	(1%)
ITW Simulcast	304,264,588	69,413,939	3,547,214	8,250,626	1%	385,476,367	1%
	\$1,192,788,552	\$304,776,986	\$8,241,730	\$30,761,630	(8%)	\$1,536,568,898	(4%)

* Add admission tax to calculate total paid to state

% = Total percentage increase or (decrease) from previous state fiscal year

TOTAL INTERTRACK WAGERING HANDLE BY GUEST

Fiscal Year 2002/2003 GUEST FACILITY	HOST PERMITHOLDER									
	BET MIAMI GREYHOUNDS	BONITA	FLAGLER	HOLLYWOOD	JACKSONVILLE	ORANGE PARK	PALM BEACH	ST. JOHNS	ST. PETERSBURG	TAMPA GREYHOUND
Greyhound Permitholders										
Bet Miami Greyhounds	\$0	\$239,268	\$0	\$0	\$109,658	\$654,645	\$1,240,621	\$359,920	\$382,120	\$701,124
Bonita-Ft. Myers Greyhound	1,460,427	0	1,929,705	1,507,438	239,560	611,837	2,556,437	0	1,451,104	557,377
CCC Racing	0	0	0	0	1,627,944	524,463	2,473,475	932,209	1,336,102	2,574,201
Daytona Beach Kennel Club	515,883	0	714,202	569,666	1,080,727	1,991,496	3,150,686	901,870	1,683,779	1,612,306
Ebro Greyhound Track	0	0	0	0	246,211	986,999	452,770	426,081	1,425,952	1,646,714
Flagler Greyhound Track	4,119,704	883,545	0	8,823,098	791,752	1,359,685	2,338,688	358,555	1,236,794	1,103,618
Hollywood Greyhound Track	3,959,440	924,576	10,965,998	0	925,207	1,472,094	3,825,122	822,571	1,670,284	1,446,571
Jacksonville Kennel Club	525,580	740,043	714,416	663,711	0	9,298,400	5,475,824	4,331,140	2,655,582	2,794,293
Jefferson County Kennel Club	51,756	0	78,172	152,653	868,762	1,328,050	0	564,894	1,109,238	997,141
Melbourne Greyhound Park	176,214	625,426	205,689	202,053	641,088	1,190,887	2,738,417	557,382	1,053,672	1,031,771
Orange Park Kennel Club	450,822	530,838	435,450	618,698	3,583,783	0	4,657,169	0	2,422,305	2,624,956
Palm Beach Kennel Club	814,940	557,874	892,433	1,245,478	2,339,396	4,312,517	0	1,739,535	3,130,234	2,754,085
Pensacola Greyhound Track	0	0	0	0	1,677,088	2,982,973	0	1,284,606	0	0
Sanford-Orlando Kennel Club	0	0	0	0	0	2,848,566	2,311,742	488,012	2,376,893	1,199,227
Sarasota Kennel Club	0	0	0	0	1,383,286	2,532,293	4,446,435	1,157,970	4,227,573	4,456,420
St. Johns Greyhound Park	306,035	369,043	311,336	396,400	1,872,373	2,832,282	4,294,230	1,405,398	1,291,936	1,181,102
St. Petersburg Kennel Club	891,582	602,234	947,415	1,359,746	2,525,368	5,045,266	8,278,024	1,979,304	0	11,155,021
Tampa Greyhound Track	623,278	778,201	728,270	864,310	1,802,667	3,001,455	5,056,669	1,583,129	6,648,929	0
Total Greyhound Permitholders	\$13,895,661	\$6,251,048	\$17,923,086	\$16,403,251	\$21,714,870	\$42,973,908	\$53,296,309	\$18,892,576	\$34,102,497	\$37,835,927
Jai Alai Permitholders										
Dania Jai Alai	\$0	\$0	\$0	\$0	\$0	\$0	\$0	\$0	\$0	\$0
Florida Jai Alai	0	0	0	0	0	0	0	0	0	0
Ft. Pierce Jai Alai	181,803	0	239,597	259,064	425,789	787,725	2,853,815	342,912	556,507	488,356
Miami Jai Alai	0	0	0	0	0	0	0	0	0	0
Ocala Jai Alai	212,128	0	269,115	232,153	716,047	1,188,808	1,900,210	585,478	776,220	903,338
Summer Jai Alai	0	0	0	0	0	0	0	0	0	0
Summersport Enterprises	0	0	0	0	0	0	0	0	0	0
Total Jai Alai Permitholders	\$393,931	\$0	\$508,712	\$491,217	\$1,141,836	\$1,976,533	\$4,754,025	\$928,390	\$1,332,727	\$1,391,694
Thoroughbred Permitholders										
Calder Race Course	\$0	\$0	\$0	\$0	\$0	\$0	\$0	\$0	\$0	\$0
Gulfstream Park	0	0	0	0	0	0	0	0	0	0
Ocala Breeders' Sales	0	0	0	0	0	0	0	0	0	0
Tampa Bay Downs	247,953	283,821	243,513	336,374	659,227	1,286,261	1,271,873	569,669	3,101,625	2,921,736
Tropical Park	0	0	0	0	0	0	0	0	0	0
Total Thoroughbred Permitholders	\$247,953	\$283,821	\$243,513	\$336,374	\$659,227	\$1,286,261	\$1,271,873	\$569,669	\$3,101,625	\$2,921,736
Harness Permitholders										
Pompano Park Racing	0	0	0	0	0	0	0	0	0	0
TOTAL FOR ALL PERMITHOLDERS	\$14,537,545	\$6,534,869	\$18,675,311	\$17,230,842	\$23,515,933	\$46,236,702	\$59,322,207	\$20,390,635	\$38,536,849	\$42,149,357

CONTINUED ON NEXT PAGE

TOTAL INTERTRACK WAGERING HANDLE BY GUEST

Fiscal Year 2002/2003	HOST PERMITHOLDER									
	GUEST FACILITY	DANIA	MIAMI	SUMMER	SUMMERSPORT	CALDER	GULFSTREAM PARK	TAMPA BAY DOWNS	TROPICAL PARK	POMPANO PARK
Greyhound Permitholders										
Bet Miami Greyhounds	\$0	\$0	\$0	\$0	\$0	\$1,745,904	\$0	\$0	\$428,427	\$2,202,283
Bonita-Ft. Myers Greyhound	0	0	0	0	0	9,715,887	4,350,054	6,209,374	3,541,815	2,375,643
CCC Racing	0	0	0	0	0	7,291,976	0	0	295,574	1,004,911
Daytona Beach Kennel Club	473,444	611,781	689,565	379,261	5,470,822	1,387,225	2,452,104	1,701,379	2,555,841	
Ebro Greyhound Track	305,903	0	0	193,524	1,592,633	977,563	197,242	449,832	0	
Flagler Greyhound Track	0	0	0	0	2,815,637	2,036,086	0	1,019,204	4,498,113	
Hollywood Greyhound Track	0	0	0	0	2,859,275	2,872,068	0	752,922	6,624,568	
Jacksonville Kennel Club	402,227	441,323	440,712	291,905	813,759	523,455	265,076	243,931	663,983	
Jefferson County Kennel Club	179,670	0	0	159,914	0	0	0	0	0	
Melbourne Greyhound Park	736,898	901,752	885,395	548,461	8,429,659	2,520,297	3,922,959	2,256,856	1,047,130	
Orange Park Kennel Club	240,096	287,252	234,972	124,878	676,989	606,325	292,179	259,747	504,351	
Palm Beach Kennel Club	1,009,248	1,596,265	1,536,435	660,593	38,187,570	29,344,358	3,912,657	14,112,852	5,663,488	
Pensacola Greyhound Track	0	0	0	0	988,623	567,267	0	270,667	0	
Sanford-Orlando Kennel Club	0	0	0	0	194,143	2,143,818	3,845,159	2,153,225	1,312,441	
Sarasota Kennel Club	0	0	0	0	9,949,395	1,774,230	7,643,930	2,699,241	2,051,921	
St. Johns Greyhound Park	156,931	568,673	528,197	97,619	9,906,886	2,589,758	5,099,006	2,885,961	2,592,455	
St. Petersburg Kennel Club	500,071	1,687,381	1,725,739	295,569	16,025,288	1,720,704	11,879,331	4,578,006	3,125,231	
Tampa Greyhound Track	519,408	1,322,940	1,310,804	270,940	9,534,147	885,785	7,249,751	2,603,114	2,159,674	
Total Greyhound Permitholders	\$4,523,896	\$7,417,367	\$7,351,819	\$3,022,664	\$126,198,593	\$54,298,993	\$52,968,768	\$40,252,753	\$38,382,033	
Jai Alai Permitholders										
Dania Jai Alai	\$0	\$1,475,775	\$645,318	\$0	\$1,611,118	\$1,954,284	\$0	\$438,138	\$4,325,564	
Florida Jai Alai	1,578,248	1,499,127	1,727,536	1,131,977	20,415,868	4,736,675	11,064,843	5,997,728	6,709,581	
Ft. Pierce Jai Alai	358,332	1,138,724	1,198,120	286,355	6,436,764	2,397,196	3,410,836	1,911,029	1,081,696	
Miami Jai Alai	1,843,228	0	0	340,618	24,416	497,812	0	193,890	1,729,094	
Ocala Jai Alai	127,657	796,258	860,380	84,947	4,173,536	756,887	1,239,000	1,227,213	831,740	
Summer Jai Alai	693,002	0	0	1,332,020	904,236	0	0	15,823	1,493,370	
Summersport Enterprises	0	313,881	1,214,532	0	2,498,679	0	0	671,049	2,872,333	
Total Jai Alai Permitholders	\$4,600,467	\$5,223,765	\$5,645,886	\$3,175,917	\$36,064,617	\$10,342,854	\$15,714,679	\$10,454,870	\$19,043,378	
Thoroughbred Permitholders										
Calder Race Course	\$0	\$0	\$0	\$0	\$0	\$0	\$553,974	\$0	\$0	
Gulfstream Park	0	0	0	0	0	0	6,153,303	0	0	
Ocala Breeders' Sales	0	0	0	0	9,944,633	3,086,108	5,061,376	3,731,176	931,979	
Tampa Bay Downs	288,502	724,731	619,042	168,652	25,021,436	3,784,384	0	7,958,893	4,381,270	
Tropical Park	0	0	0	0	0	0	855,236	0	0	
Total Thoroughbred Permitholders	\$288,502	\$724,731	\$619,042	\$168,652	\$34,966,069	\$6,870,492	\$12,623,889	\$11,690,069	\$5,313,249	
Harness Permitholders										
Pompano Park Racing	3,246,124	0	0	2,095,429	4,782,467	2,406,155	0	1,169,786	0	
TOTAL FOR ALL PERMITHOLDERS	\$12,658,989	\$13,365,863	\$13,616,747	\$8,462,662	\$202,011,746	\$73,918,494	\$81,307,336	\$63,567,478	\$62,738,660	

CONTINUED FROM PREVIOUS PAGE

FINANCIAL STATEMENTS

DEPARTMENT OF BUSINESS AND PROFESSIONAL REGULATION
DIVISION OF PARI-MUTUEL WAGERING
Statement of Net Assets
Special Revenue Fund
For Fiscal Year Ending June 30, 2003

	2003	2002
ASSETS		
Current assets		
Cash and cash equivalents	\$ 90,318.85	\$ 78,100.72
Cash with state treasurer	1,011,133.06	1,239,031.87
Investments at cost	14,101,331.57	10,767,376.07
Receivables, net	1,045,512.72	905,238.30
Due from other funds	3,076,575.00	0.00
Total current assets	19,324,871.20	12,989,746.96
Noncurrent assets:		
Deferred charges	0.00	2,666,743.88
Furniture & equipment	342,307.71	420,239.00
Automobiles	175,369.00	146,511.00
Accumulated depreciation	(206,520.51)	(354,480.00)
Total noncurrent assets	311,156.20	2,879,013.88
TOTAL ASSETS	\$ 19,636,027.40	\$ 15,868,760.84
LIABILITIES		
Current liabilities:		
Accounts payable	\$ 100,767.02	\$ 49,094.40
Accrued salaries	149,812.14	156,488.97
Due to other funds	1,053,680.83	1,113,487.08
Due to component units	149,155.94	25,000.00
Deferred revenues	15,000.00	2,606.27
Total current liabilities	1,468,415.93	1,346,676.72
Noncurrent liabilities:		
Compensated absences	371,584.03	404,257.28
Total noncurrent liabilities	371,584.03	404,257.28
TOTAL LIABILITIES	\$ 1,839,999.96	\$ 1,750,934.00
NET ASSETS		
Invested in capital assets, net of related debt	\$ 311,156.20	\$ 212,270.00
Unrestricted (deficit)	17,484,871.24	13,905,556.84
TOTAL NET ASSETS	\$ 17,796,027.44	\$ 14,117,826.84

DEPARTMENT OF BUSINESS & PROFESSIONAL REGULATION
DIVISION OF PARI-MUTUEL WAGERING
Balance Sheet
Special Revenue Fund
For Fiscal Year Ending June 30, 2003

	2003	2002
ASSETS		
Cash	\$ 90,318.85	\$ 78,100.72
Cash with State Treasurer	1,011,133.06	1,239,031.87
Investments at cost	14,101,331.57	10,767,376.07
Accounts receivable	5,086.05	3,240.70
Allowance for uncollectibles	(4,110.89)	(204.73)
Interest receivable	57,676.97	39,244.10
Revenue receivable	986,860.59	862,958.23
Due from state funds	3,076,575.00	0.00
Deferred charges	0.00	2,666,743.88
	<u>19,324,871.20</u>	<u>15,656,490.84</u>
TOTAL ASSETS	\$ <u>19,324,871.20</u>	\$ <u>15,656,490.84</u>
 LIABILITIES & FUND EQUITY		
Liabilities:		
Accounts payable	\$ 100,767.02	\$ 49,094.40
Accrued salaries	149,812.14	156,488.97
Due to other funds	90,872.05	44,346.52
Due to other state agencies	61,281.34	56,308.94
Due to general revenue	901,527.44	1,012,831.62
Due to component unit	149,155.94	25,000.00
Deferred revenues	15,000.00	2,606.27
	<u>1,468,415.93</u>	<u>1,346,676.72</u>
Total Liabilities	\$ <u>1,468,415.93</u>	\$ <u>1,346,676.72</u>
 Fund Equity		
Reserved for encumbrances	\$ 0.00	\$ 0.00
Unreserved	17,856,455.27	14,309,814.12
	<u>17,856,455.27</u>	<u>14,309,814.12</u>
Total Fund Equity	\$ <u>17,856,455.27</u>	\$ <u>14,309,814.12</u>
 TOTAL LIABILITIES & FUND EQUITY	 \$ <u>19,324,871.20</u>	 \$ <u>15,656,490.84</u>

**DEPARTMENT OF BUSINESS AND PROFESSIONAL REGULATION
 DIVISION OF PARI-MUTUEL WAGERING
 Reconciliation of Balance Sheet to Statement of Net Assets
 Special Revenue Fund
 For Fiscal Year Ending June 30, 2003**

Fund Balance \$ 17,856,455.27

Amounts reported for governmental activities in the Statement of Assets are different because:

Capital assets used in governmental activities are not financial resources and therefore are not reported in the governmental funds:

Capital assets	\$ 517,676.71	
less depreciation	<u>(206,520.51)</u>	311,156.20

Long term liabilities are not due and payable in current year and therefore are not reported in the governmental funds:

(371,584.03)

Net Assets in Governmental Activities \$ 17,796,027.44

DEPARTMENT OF BUSINESS AND PROFESSIONAL REGULATION
DIVISION OF PARI-MUTUEL WAGERING
Statement of Revenues, Expenditures & Changes in Fund Balance - Budget & Actual
Special Revenue Fund
For Fiscal Year Ending June 30, 2003

PARI-MUTUEL WAGERING TRUST FUND

	BEGINNING BUDGET	FINAL BUDGET	2003 ACTUAL	VARIANCE	2002 ACTUAL
REVENUES:					
Fees, charges, commissions and sales	\$ 4,625,000.00	\$ 4,625,000.00	\$ 4,417,589.17	\$ (207,410.83)	\$ 4,700,510.19
Licenses and permits	620,000.00	620,000.00	650,264.99	30,264.99	607,499.98
Taxes	27,939,605.00	27,939,605.00	27,327,410.35	(612,194.65)	29,686,361.90
Fines, forfeits, judgments and settlements	25,000.00	25,000.00	37,255.00	12,255.00	34,450.00
Interest and dividends, net	450,000.00	450,000.00	541,153.24	91,153.24	432,017.47
Transfers In	0.00	0.00	167,377.12	167,377.12	0.00
Miscellaneous receipts	25,200.00	25,200.00	3,726.73	(21,473.27)	0.00
TOTAL REVENUES	\$ 33,684,805.00	\$ 33,684,805.00	\$ 33,144,776.60	\$ (540,028.40)	\$ 35,460,839.54
EXPENDITURES					
CURRENT OPERATING					
Salaries	\$ 2,914,273.00	\$ 3,040,880.00	\$ 2,934,980.83	\$ 105,899.17	\$ 3,161,245.49
Other personal services	2,035,666.00	1,975,666.00	1,747,747.04	227,918.96	2,367,028.68
Other operating expenditures	672,710.00	662,654.00	487,752.50	174,901.50	662,357.25
Risk management	354,311.00	535,574.00	535,574.00	0.00	509,387.00
EDP-Samas user charges	77,757.00	83,757.00	76,643.93	7,113.07	76,962.09
Data processing	296,476.00	296,476.00	174,089.87	122,386.13	239,532.30
G&A/State university system	300,000.00	300,000.00	300,000.00	0.00	300,000.00
Regulation of PMW industry	167,959.00	167,959.00	167,959.00	0.00	167,959.00
Tax collection/ equalization	60,725.00	60,725.00	60,725.00	0.00	60,725.00
PMW Lab Services	1,950,000.00	1,950,000.00	1,950,000.00	0.00	1,860,000.00
Technology Solutions	0.00	75,463.00	75,463.00	0.00	0.00
Tr/DMS/HR SVCS/STW Contract	37,654.00	8,370.00	7,080.95	1,289.05	0.00
Cardroom tax distribution	46,790.00	46,790.00	35,472.20	11,317.80	39,569.10
Operating Capital Outlay	18,032.00	18,032.00	13,954.14	4,077.86	9,868.47
Acquisition of motor vehicles	24,802.00	28,858.00	28,858.00	0.00	0.00
Assessment for fingerprinting	329,000.00	329,000.00	241,917.00	87,083.00	244,926.00
Service charge to general revenue	2,800,000.00	2,800,000.00	2,396,571.26	403,428.74	2,589,028.84
Refunds	882,540.00	882,540.00	7,149.86	875,390.14	0.00
Transfers to other funds	1,627,670.00	1,627,670.00	1,354,615.28	273,054.72	1,695,090.56
Transfers to general revenue	23,591,708.00	23,591,708.00	17,001,581.59	6,590,126.41	18,491,730.46
TOTAL EXPENDITURES	\$ 38,188,073.00	\$ 38,482,122.00	\$ 29,598,135.45	\$ 8,883,986.55	\$ 32,475,410.24
EXCESS (DEFICIENCY) OF REVENUES OVER (UNDER) EXPENDITURES	\$ (4,503,268.00)	\$ (4,797,317.00)	\$ 3,546,641.15	\$ 8,343,958.15	\$ 2,985,429.30
FUND BALANCE JULY 1, 2002	0.00	0.00	14,309,814.12	14,309,814.12	8,976,428.28
Adjustment to fund balance	0.00	0.00	0.00	0.00	2,347,956.54
FUND BALANCE JUNE 30, 2003	\$ (4,503,268.00)	\$ (4,797,317.00)	\$ 17,856,455.27	\$ 22,653,772.27	\$ 14,309,814.12
	(1)	(1)	(1)		

(1) Does not include budget of \$ 30,000,000 for category 190000 Investments from the State accounting system. Actual expenditures for category 190000 were closed into the asset account Investments.

Department of Business and Professional Regulation
Division of Pari-Mutuel Wagering
Notes to Financial Statements
June 30, 2003

1. Summary of Significant Accounting Policies

Responsibility for both the accuracy of the presented data and the completeness and fairness of the presentation, including all disclosures, rests with the division, except for the financial statements and additional information, which are the responsibility of the Bureau of Accounting, Department of Business and Professional Regulation. The accounting policies of the division conform to generally accepted accounting principles as applicable to governments. The most significant of the division's accounting policies follow.

Reporting Entity - The Department of Business and Professional Regulation is a component unit within the State of Florida reporting entity which consists of: the state's legislative agencies; the Governor and Cabinet; the state departments, commissions, and boards of the executive branch; and the various offices relating to the judicial branch of state government.

The Division of Pari-Mutuel Wagering is a regulatory division of the Department of Business and Professional Regulation. It is charged with the supervision of the making of pari-mutuel pools and wagers and their distribution, as described under Chapter 550, Florida Statutes.

Fund Accounting - The division uses funds and account groups to report on its financial position and the results of its operations. Fund accounting is designed to demonstrate legal compliance and to aid financial management by segregating transactions related to certain government functions or activities.

A fund is a separate accounting entity with a self-balancing set of accounts. An account group, on the other hand, is a financial reporting device designed to provide accountability for certain assets and liabilities that are not recorded in the funds because they do not directly affect net expendable available financial resources. The following fund types and account groups are used to record transactions relating to the division's activities:

Governmental Fund Types

- Special revenue funds are used to account for the proceeds of specific revenue sources that are legally restricted to expenditures for specified purposes.

Fiduciary Fund Types

- Agency funds account for the assets held by the division for others. These are custodial in nature (assets equal liabilities) and do not involve measurement of operations.

Account Groups

- The general fixed asset account group is used to maintain accounting control for general fixed assets.
- The general long-term debt account group is used to maintain accounting control for long-term obligations of governmental fund types not paid with current resources.

Basis of Accounting - Basis of accounting refers to revenues and expenditures or expenses recognized in the accounts and reported in the financial statements. Basis of accounting relates to the timing of the measurements made, regardless of the measurement focus applied.

The division's accounting records for all governmental fund types and agency funds are maintained on the modified accrual basis. Under the modified accrual basis of accounting, revenues are recognized when susceptible to accrual (i.e., when they become both measurable and available). "Measurable" is defined as the amount of the transaction that can be determined, and "available" is defined as collectible within the current period, or soon enough thereafter, to be used to pay the liabilities of the current period. Significant revenues considered susceptible to accrual include pari-mutuel fees and taxes. Expenditures are recorded when the related fund liability is incurred.

Department of Business and Professional Regulation
Division of Pari-Mutuel Wagering
Notes to Financial Statements
June 30, 2003

Summary of Significant Accounting Policies (Continued)

Budgets - The department follows statutory procedures in the adoption, amendment, and reporting of budgets and budgetary data:

- A. Budgets are to be prepared and submitted to the Legislature and the Executive Office of the Governor on an annual basis in the form and manner prescribed by Chapter 216, Florida Statutes. Prior to June 30, the budget is legally enacted through passage of a law.
- B. Budgetary information is integrated into the department's accounting system. Monthly budget reports are furnished to division directors to assure compliance with budgets as authorized by the State Legislature. Releases of the budget are authorized by the Executive Office of the Governor as a further budgetary control.
- C. Limited transfers of expenditure authority may be made by the agency head. Transfers in excess of the limitations established by Section 216.292(2), Florida Statutes, must be approved by the Administration Commission.
- D. Pursuant to Chapter 216, Florida Statutes, annual appropriations to the department are to be used to fund (a) authorized expenditures incurred during the current fiscal year, (b) encumbrances outstanding at year end approved for liquidation in the subsequent year, and (c) legal, due and unpaid obligations relating to prior year appropriations which have lapsed.

Encumbrances - Encumbrance accounting, under which purchase orders and other commitments for the expenditure of monies are recorded in order to reserve that portion of the applicable appropriation, is employed as an extension of formal budgetary integration in the Special Revenue Funds. Encumbrances outstanding at year end are reported as reservations of fund balances since they do not constitute expenditures or liabilities. Encumbrances outstanding as of June 30, do not lapse and are considered payable by December 31, from the June 30, budget.

Investments - Investments are stated at historical cost.

Short-Term Interfund Receivables/Payables - During the course of operations, numerous transactions occur between individual funds for goods provided or services rendered. These receivables and payables are classified as "due from other funds" on the balance sheet.

Accounts Receivable - The amount shown as Allowance for Uncollectables in the Pari-Mutuel Collection is uncollected checks.

Fixed Assets - Fixed assets purchased in the governmental fund types are recorded as expenditures (capital outlay) at the time of purchase. Such assets are recorded at cost in the General Fixed Assets Account Group. Depreciation is not recorded in the General Fixed Assets Account Group.

Liability for Compensated Absences - Employees earn the right to be compensated during absences for vacation and illness. Within the limits established by the law or rule, unused leave benefits will be paid to employees upon separation from state service. The liability for compensated absences has been recorded in the General Long-Term Debt Account Group.

Fund Equity - Reserves for encumbrances segregate a portion of fund equity committed for a specific future use. In accordance with Section 550.135, Florida Statutes, the Pari-Mutuel Wagering Trust Fund does not maintain fund equity in excess of \$3.5 million. Funds in excess of this amount are transferred to the General Revenue Fund of the State of Florida.

2. Cash and Investments

Cash is maintained in the State Treasury. The financial institution used, the compensating balances, and the security requirements are all the responsibility of the State Treasurer. Idle funds of Special Revenue

**Department of Business and Professional Regulation
Division of Pari-Mutuel Wagering
Notes to Financial Statements
June 30, 2003**

Summary of Significant Accounting Policies (Concluded)

Funds were deposited with the State Treasurer for investment in accordance with Section 215.535, Florida Statutes. Deposits are not recorded as expenditures of the funds. Earnings from investments in excess of service charges made are recorded as revenues. Investments of money placed with the State Treasurer's Office are made on a pooled basis, and the State Treasurer's Office has not identified or reported the market value of these investments as of the date of this report. Management considers all cash and investments to be fully insured.

3. Fixed Assets

Changes in general fixed assets during the year are summarized below:

GENERAL FIXED ASSETS

	<u>June 30, 2002</u>	<u>Additions</u>	<u>Retirements</u>	<u>June 30, 2003</u>
Automobiles	\$ 156,379.00	\$ 28,858.00	\$ 9,868.00	\$ 175,369.00
Furniture & Equipment	420,240.00	13,954.14	91,886.43	342,307.71
Total General Fixed Assets	<u>\$ 576,619.00</u>	<u>\$ 42,812.14</u>	<u>\$ 101,754.43</u>	<u>\$ 517,676.71</u>

DEPRECIATION

	<u>June 30, 2002</u>	<u>Additions</u>	<u>Retirements</u>	<u>June 30, 2003</u>
Automobiles	\$ 265,106.00	\$ 18,505.49	\$ 182,235.86	\$ 101,375.63
Furniture & Equipment	89,374.00	23,337.06	7,566.18	105,144.88
Total General Fixed Assets	<u>\$ 354,480.00</u>	<u>\$ 41,842.55</u>	<u>\$ 189,802.04</u>	<u>\$ 206,520.51</u>

(1)

(1) Due to the implementation of GASB 34, the depreciation was overstated in 2002. An adjustment has been included with retirements so that depreciation will be accurately reflected as of June 30, 2003.

4. General Long-Term Debt

The Division of Pari-Mutuel Wagering has no long-term debt.

Compensated Absences: The total liability for the division is \$371,584.03.

5. Fines

In accordance with Section 550.241, Florida Statutes, it is a violation for a person to administer, or cause to be administered, any drug, medication, stimulant, depressant or other type of drug-masking agent to an animal which will result in a positive test for such substance taken immediately prior to or subsequent to the racing of that animal. Rules have been promulgated which identify specific instances where the statute should be implemented. They have been adopted by the division and enforced by the Office of Investigations.

6. Retirement Plans

Pursuant to law, all officers and salaried employees, are members of defined retirement plans, which are administered by the Department of Administration, Division of Retirement. These retirement systems consist of both contributory and noncontributory benefit plans. The plans provide for retirement, death, and disability benefits, as well as requiring contributions by employees and/or participating agencies at stated percentages of compensation as determined by the State Legislature.

PARI-MUTUEL STATUTE MATRIX

STATUTE TOPIC	GREYHOUND	JAI ALAI	THOROUGHBRED	HARNESS	QUARTER HORSE
DAILY LICENSE FEE					
Live / On-track	\$80 per race. <u>550.0951(1)(a)</u>	\$40 per game. <u>550.0951(1)(a)</u>	\$100 per race. <u>550.0951(1)(a)</u>	\$100 per race. <u>550.0951(1)(a)</u>	\$100 per race. <u>550.0951(1)(a)</u>
Simulcast	\$80 per race, but not to exceed \$500 per day. <u>550.0951(1)(a)</u>	\$40 per game, but not to exceed \$500 per day. <u>550.0951(1)(a)</u>	\$100 per race, but not to exceed \$500 per day. <u>550.0951(1)(a)</u>	\$100 per race, but not to exceed \$500 per day. <u>550.0951(1)(a)</u>	\$100 per race, but not to exceed \$500 per day. <u>550.0951(1)(a)</u>
ADMISSIONS TAX					
	15% of admission charge, or 10 cents, whichever is greater, for entrance to facility and grandstand. <u>550.0951(2)(a)</u> No tax is imposed on free passes or complimentary cards. <u>550.0951(2)(b) and (c)</u>	15% of admission charge, or 10 cents, whichever is greater, for entrance to facility and grandstand. <u>550.0951(2)(a)</u> No tax is imposed on free passes or complimentary cards. <u>550.0951(2)(b) and (c)</u>	15% of admission charge, or 10 cents, whichever is greater, for entrance to facility and grandstand. <u>550.0951(2)(a)</u> No tax is imposed on free passes or complimentary cards. <u>550.0951(2)(b) and (c)</u>	15% of admission charge, or 10 cents, whichever is greater, for entrance to facility and grandstand. <u>550.0951(2)(a)</u> No tax is imposed on free passes or complimentary cards. <u>550.0951(2)(b) and (c)</u>	15% of admission charge, or 10 cents, whichever is greater, for entrance to facility and grandstand. <u>550.0951(2)(a)</u> No tax is imposed on free passes or complimentary cards. <u>550.0951(2)(b) and (c)</u>
TAX ON HANDLE					
Live / On-track	5.5% of handle, and 7.6% of handle on charity/scholarship performances. <u>550.0951(3)(b)1.</u>	Effective July 1, 2000, a permitholder may not be taxed at a higher rate than 2%. <u>550.0951(3)(d)</u>	0.5% of handle. <u>550.09515(2)(a)</u>	0.5% of handle. <u>550.09512(2)(a)</u>	1% of handle. <u>550.0951(3)(a)</u>
Intertrack Wagering	5.5% of handle; 7.6% for market area guests during charity/scholarship performances. <u>550.0951(3)(b)1. and 550.0951(3)(c)1.</u> 0.5% of handle, if the guest is located outside market area of host and within market area of thoroughbred track conducting a live meet. <u>550.0951(3)(c)1.</u> 3.9% of handle, for permitholders located in an area of the state where there are only 3 greyhound permitholders, located in 3 contiguous counties. <u>550.0951(3)(c)2.</u> 3.9% of handle, for greyhound permitholders located in the same market area as specified in 550.615(6) or (9). <u>550.0951(3)(c)2.</u>	7.1% of handle. <u>550.0951(3)(c)1.</u> 0.5% of handle, if the guest is located outside market area of host and within market area of thoroughbred track conducting a live meet. <u>550.0951(3)(c)1.</u> 3.3% of handle, if permitholder restricted from operating live on a year-round basis, and tax paid on intertrack handle exceeds that paid during 92/93 State Fiscal Year. <u>550.09511(3)(a)</u> 6.1% of handle, for jai alai permitholders located in the market area as specified in 550.615(6) or (9), until the tax paid on intertrack handle in the current state fiscal year exceeds that paid during 92/93 State Fiscal Year then tax on handle is 2.3%. <u>550.0951(3)(c)2.</u>	2% of handle. <u>550.0951(3)(c)1.</u> 0.5% of handle, if host and guest are thoroughbred permitholders or if the guest is located outside market area of host and within market area of thoroughbred track conducting a live meet. <u>550.0951(3)(c)1.</u>	3.3% of handle. <u>550.0951(3)(c)1.</u> 0.5% of handle, if the guest is located outside market area of host and within market area of thoroughbred track conducting a live meet. <u>550.0951(3)(c)1.</u>	2% of handle. <u>550.0951(3)(c)1.</u> 0.5% of handle, if the guest is located outside market area of host and within market area of thoroughbred track conducting a live meet. <u>550.0951(3)(c)1.</u>
Simulcast	Allows permitholders to receive greyhound races from out of state, and are subject to taxation under 550.0951 and 550.09511. <u>550.3551(4)</u>	Allows permitholders to receive jai alai games from out of state, and are subject to taxation under 550.0951 and 550.09511. <u>550.3551(4)</u>	Allows permitholders to receive horse races from out of state, and are subject to taxation under 550.0951, 550.09512, and 550.09515. <u>550.3551(3) through 550.3551(3)(c)</u>	Allows permitholders to receive horse races from out of state, and are subject to taxation under 550.0951, 550.09512, and 550.09515. <u>550.3551(3) through 550.3551(3)(c)</u>	Allows permitholders to receive horse races from out of state, and are subject to taxation under 550.0951, 550.09512, and 550.09515. <u>550.3551(3) through 550.3551(3)(c)</u>

STATUTE TOPIC	GREYHOUND	JAI ALAI	THOROUGHBRED	HARNESS	QUARTER HORSE
Intertrack Simulcast	<p>5.5% of handle. <u>550.0951(3)(b)1 and 550.0951(3)(c)1</u></p> <p>0.5% of handle, if the guest is located outside market area of host and within market area of thoroughbred track conducting a live meet. <u>550.0951(3)(c)1.</u></p> <p>3.9% of handle, for permitholders located in an area of the state where there are only 3 greyhound permitholders, located in 3 contiguous counties. <u>550.0951(3)(c)2.</u></p> <p>3.9% of handle, for greyhound permitholders located in the same market area as specified in 550.615(6) or (9). <u>550.0951(3)(c)2.</u></p>	<p>7.1% of handle. <u>550.0951(3)(b)2</u></p> <p>0.5% of handle, if the guest is located outside market area of host and within market area of thoroughbred track conducting a live meet. <u>550.0951(3)(c)1.</u></p> <p>3.3% of handle, if permitholder restricted from operating live on a year-round basis, and tax paid on intertrack handle exceeds that paid during 92/93 State Fiscal Year. <u>550.09511(3)(a)</u></p> <p>6.1% of handle, for jai alai permitholders located in the market area as specified in 550.615(6) or (9), until the tax paid on intertrack handle in the current state fiscal year exceeds that paid during 92/93 State Fiscal Year then tax on handle is 2.3%. <u>550.0951(3)(c)2.</u></p>	<p>2.4% of handle. <u>550.0951(3)(c)1. and 550.09515(5)</u></p> <p>0.5% of handle, if host and guest are thoroughbred permitholders, or if the guest is located outside market area of host and within market area of thoroughbred track conducting a live meet. <u>550.0951(3)(c)1.</u></p> <p>0.5% of handle, if guest track is a thoroughbred track located more than 35 miles from host track. <u>550.09515(5)</u></p>	<p>1.5% of handle. <u>550.0951(3)(c)1.</u></p> <p>0.5% of handle, if the guest is located outside market area of host and within market area of thoroughbred track conducting a live meet. <u>550.0951(3)(c)1.</u></p>	<p>2.4% of handle. <u>550.0951(3)(c)1. and 550.09515(5)</u></p> <p>0.5% of handle, if the guest is located outside market area of host and within market area of thoroughbred track conducting a live meet. <u>550.0951(3)(c)1.</u></p>
PAYMENT TO GUESTS					
Intertrack Wagering	5% of handle. <u>550.6305(1)</u>	5% of handle. <u>550.6305(1)</u>	7% of handle. <u>550.6305(1)</u>	5% of handle. <u>550.6305(1)</u> May reduce purses by 50% of supplemental amount paid to the guest track, not to exceed 1% of intertrack wagers in current meet pursuant to 550.615. <u>550.6345</u>	7% of handle. <u>550.6305(1)</u>
Intertrack Simulcast			One-third of net proceeds. <u>550.6305(9)(b)1.</u>	One-third of net proceeds. <u>550.6305(9)(e)2.</u>	
PURSES / PLAYERS' AWARDS					
Live / On-track	Permitholders pay purses on live handle during its current meet at a rate not less than what was paid during the 1993/94 State Fiscal Year. <u>550.09514(2)(a)</u>		A minimum of 7.75% of handle plus: 0.625% from Jan. 3–March 16 0.225% from March 17–May 22 0.85% from May 23–Jan. 2 Any permitholder whose total live handle during the 1991/92 State Fiscal Year was not greater than \$34 million is exempt from the additional purse payment. <u>550.2625(2)(a)</u>	An amount not less than 8.25% of handle, with 7.75% paid as purses and not more than 0.5% for medical, dental, surgical, life, funeral, or disability insurance benefits for occupational licensees working at the tracks. <u>550.2625(2)(b)1., and 550.2625(2)(b)2.</u>	6% of handle. <u>550.2625(2)(c)</u>

STATUTE TOPIC	GREYHOUND	JAI ALAI	THOROUGHBRED	HARNESS	QUARTER HORSE
<p>Live / On-track</p>	<p>Permitholders pay an annual amount equal to 75% of the daily license fee paid for the 1994/95 State Fiscal Year. However, two greyhound permitholders located as specified in 550.615(6), an aggregate amount of the 75% shall be paid. <u>550.09514(2)(b)</u></p> <p>Permitholders pay an amount equal to one-third of the tax reduction as a result of the reduced tax rates provided by the amendment to 550.0951(3). <u>550.09514(2)(e)</u></p>		<p>2% of handle on exotic wagers may be withheld for overnight purses. No permitholder may withhold in excess of 20% from the handle without withholding the amounts set forth in this subsection. <u>550.2625(2)(a)</u></p>		
<p>Intertrack Wagering</p>	<p>Permitholders conducting 3 or more live performances weekly pay purses in that week on:</p> <ol style="list-style-type: none"> 1. Wagers it accepts as a guest on greyhound races at the same rate paid on live races. 2. On wagers accepted at a dark market area guest at the same rate paid on live races. <u>550.09514(2)(c)1.</u> <p>If host and guest are not market area greyhound permitholders, an amount equal to the tax reduction applicable to guest handle by the amendment to 550.0951(3), shall be distributed to the guest track. One-third of which shall be paid as purses.</p> <p>-----</p> <p>If the guest is a greyhound permitholder within the market-area, or the host or guest is not a greyhound permitholder, the host track retains the amount equal to the tax reduction of the applicable guest handle. One-third of which is paid as purses at the host track. <u>550.09514(2)(e)</u></p> <p>Host permitholders shall pay purses on intertrack broadcasts of greyhound races to guests outside its market area, an amount equal to one quarter of an amount determined by adding the fees received for simulcast races, plus 3% of intertrack handle from guests located outside its market area and paid fees to host for broadcasts. <u>550.09514(2)(c)2.</u></p>		<p>7% of handle, permitholder may hold 0.5% of this amount to supplement the awards program for owners of Florida-bred horses. <u>550.625(1)</u></p> <p>If host and guest are thoroughbred permitholders and guest track accepts wagers during its current meet, one-third of guest payment shall be paid as purses during its current meet. In addition, 2% of guest handle shall be remitted by host, to guest and deducted from required purse amount paid by host. <u>550.6305(1)(a)</u></p> <p>Wagering accepted at any guest track, including a thoroughbred guest track, located within 25 miles of another dark thoroughbred permitholder, the host shall pay the thoroughbred permitholder 2% of intertrack handle on all such guests, including guest thoroughbred, which amount is deducted from purses paid by host track. This amount is used by thoroughbred permitholder for purses during its next meet. <u>550.6305(1)(b)</u></p>	<p>7% of handle. <u>550.625(1)</u></p> <p>Permitholder may pay guests an additional percentage in addition to that authorized in 550.6305. Permitholder may reduce purse amount by 50% of the supplemental amount paid to the guest, but the total reduction may not exceed 1% of the intertrack wagers placed on the regular on-track program during the current meet pursuant to 550.615. <u>550.6345</u></p>	<p>7% of handle, permitholder may hold 0.5% of this amount to supplement the awards program for owners of Florida-bred horses. <u>550.625(1)</u></p>

STATUTE TOPIC	GREYHOUND	JAI ALAI	THOROUGHBRED	HARNESS	QUARTER HORSE
<p>Simulcast</p>	<p>Permitholders conducting 3 or more live performances weekly shall pay purses in that week on wagers it accepts as a guest track on simulcast greyhound races at the same rate paid on live races. 550.09514(2)(c)1.</p> <p>Host permitholders shall pay purses on broadcasts of greyhound races to guests outside its market area, an amount equal to one quarter of an amount determined by adding the fees received for simulcast races, plus 3% of intertrack handle from guests located outside its market area and paid fees to host for broadcasts. 550.09514(2)(c)2.</p> <p>Permitholders pay an amount equal to one-third of the tax reduction as a result of the reduced tax rates provided by the amendment to 550.0951(3). 550.09514(2)(e)</p>				
<p>Intertrack Simulcast</p>	<p>Host permitholders shall pay purses on intertrack broadcasts of greyhound races to guests outside its market area, an amount equal to one quarter of an amount determined by adding the fees received for simulcast races, plus 3% of intertrack handle from guests located outside its market area and paid fees to host for broadcasts. 550.09514(2)(c)2.</p> <p>If host and guest are not market area greyhound permitholders, an amount equal to the tax reduction applicable to guest handle by the amendment to 550.0951(3), shall be distributed to the guest track. One-third of which shall be paid as purses.</p> <p>-----</p> <p>If the guest is a greyhound permitholder within the market area, or the host or guest is not a greyhound permitholder, the host track retains the amount equal to the tax reduction of the applicable guest handle. One-third of which is paid as purses at the host track. 550.09514(2)(e)</p>		<p>One-third of net proceeds. 550.6305(9)(b)3.</p> <p>Permitholders located in any area where there are only 2 permitholders, 1 greyhound and 1 jai alai, may accept wagers on the rebroadcast of out-of-state thoroughbred races from a Florida thoroughbred permitholder, and be exempt from provisions in paragraph (b) if the thoroughbred permitholder located as specified is conducting live races and simulcast races from out of state. The guest permitholder is entitled to 45% of the net proceeds on wagers accepted at the guest facility. The host shall retain half of the remaining proceeds, and the other half shall be paid by the host as purses at the host facility. 550.6305(9)(d)</p> <p>If guest is a thoroughbred track located more than 35 miles from host track. The host track shall pay to guest track 1.9% of handle to be used for purses. 550.09515(5)</p>	<p>One-third of net proceeds. 550.6305(9)(e)4.</p> <p>Any harness permitholder accepting out-of-state harness broadcasts, and not conducting live races, must make available the out-of-state signal to all permitholders eligible to conduct intertrack wagering. Guests located as specified in 550.615(6) and 550.6305(9)(d) receive 50% of the net proceeds on harness wagers they accept. The harness permitholder is required to pay 50% of the net income into its purse account. 550.3551(6)(b)</p>	

STATUTE TOPIC	GREYHOUND	JAI ALAI	THOROUGHBRED	HARNESS	QUARTER HORSE
Cardrooms	4% of monthly cardroom gross receipts must be utilized to supplement purses, during the next ensuing meet. <u>849.086(13)(d)</u>	4% of monthly cardroom gross receipts must be utilized to supplement prize money, during the next ensuing meet. <u>849.086(13)(d)</u>	50% of monthly cardroom net proceeds as follows: 47% for purses and 3% for breeders' awards during the next ensuing meet. <u>849.086(13)(d)</u>	50% of monthly cardroom net proceeds as follows: 47% for purses and 3% for breeders' awards during the next ensuing meet. <u>849.086(13)(d)</u>	
OWNERS' AWARDS					
Live / On-track			1% of handle on exotic wagers may be withheld for owners' awards. No permitholder may withhold in excess of 20% from handle without withholding amounts set forth in this subsection. <u>550.2625(2)(a)</u>		
Intertrack, Simulcast, and Intertrack Simulcast			8.5% of purse account from intertrack wagering & interstate simulcasting are used for owners' awards as set forth in Section 550.2625(3). <u>550.2625(2)(e)</u>		
BREEDERS' & STALLION AWARDS					
Live / On-track			0.955% of handle, paid to Florida Thoroughbred Breeders' Association (FTBA). <u>550.26165(1) and 550.2625(3)</u>		1% of total handle is paid to Florida Quarter Horse Breeders' & Owners' Association (FQHBOA) <u>550.2625(5)(a)</u> 1% of Appaloosa handle is paid to Florida Appaloosa Racing Promotion Fund. <u>550.2625(7)(a) and (b)</u> 1% of Arabian handle is paid to Florida Arabian Racing Promotion Fund. <u>550.2625(8)(a) and (b)</u>
Intertrack Wagering			0.955% of handle, paid to Florida Thoroughbred Breeders' Association (FTBA). <u>550.26165(1) and 550.2625(3)</u>	1% of handle, paid to Florida Standardbred Breeders' & Owners' Association (FSBOA). <u>550.26165(1) and 550.625(2)(b)</u>	1% of handle, paid to Florida Quarter Horse Breeders' & Owners' Association. <u>550.26165(1) and 550.625(2)(c)</u>
Simulcast			0.955% of handle, paid to Florida Thoroughbred Breeders' Association (FTBA). <u>550.26165(1) and 550.2625(3)</u> For live Florida races exported pursuant to 550.3551(2), the host track is required to pay 3.475% of the gross revenue to FTBA. <u>550.2625(3)</u>		

STATUTE TOPIC	GREYHOUND	JAI ALAI	THOROUGHBRED	HARNESS	QUARTER HORSE
Intertrack Simulcast			0.955% of handle, paid to Florida Thoroughbred Breeders' Association (FTBA). <u>550.26165(1) and 550.2625(3)</u>	1% of handle, paid to Florida Standardbred Breeders' & Owners' Association (FSBOA). <u>550.6305(9)(e)1.</u> 0.9% of all wagering proceeds on broadcasts is paid to FSBOA. <u>550.3551(6)(b)</u>	
Cardrooms			50% of monthly cardroom net proceeds as follows: 47% for purses and 3% for breeders' awards during the next ensuing meet. <u>849.086(13)(d)</u>	50% of monthly cardroom net proceeds as follows: 47% for purses and 3% for breeders' awards during the next ensuing meet. <u>849.086(13)(d)</u>	
OUTS (ESCHEATS)					
Live / On-track	State of Florida. <u>550.1645(2)</u>	State of Florida. <u>550.1645(2)</u>	Retained by permitholder. <u>550.2633(3)</u>	Paid to Florida Standardbred Breeders' and Owners' Association (FSBOA). <u>550.26165(1) and 550.2633(2)(a)</u>	Paid to Florida Quarter Horse Breeders' and Owners Association (FQHBOA). <u>550.26165(1) and 550.2633(2)(b)</u> Escheats from Arabian races are paid to Florida Arabian Horse Racing Promotion Fund. <u>550.2633(2)(c)</u>
Intertrack Wagering	Retained by permitholder. <u>550.6325</u>	Retained by permitholder. <u>550.6325</u>	Retained by permitholder. <u>550.6325</u>	Retained by permitholder. <u>550.6325</u>	Retained by permitholder. <u>550.6325</u>
Simulcast	Retained by permitholder. <u>550.3551(4) and (11)</u>	Retained by permitholder. <u>550.3551(4) and (11)</u>	Retained by permitholder. <u>550.3551(3)(c)</u>	Retained by permitholder. <u>550.3551(3)(c)</u>	Retained by permitholder. <u>550.3551(3)(c)</u>
BREAKS					
Live / On-track	Retained by permitholder. <u>550.0951(4)</u>	To players as awards. <u>550.09511(2)(f)</u>	Retained by permitholder. <u>550.2633(3)</u>	Paid to Florida Standardbred Breeders' & Owners' Association (FSBOA). <u>550.26165(1) and 550.2625(4)</u>	Paid to Florida Quarter Horse Breeders' & Owners' Association (FQHBOA). <u>550.26165(1) and 550.2625(5)(a)</u> Appaloosa and Arabian breaks are paid to Florida Appaloosa Racing Promotion Fund and Florida Arabian Racing Promotion Fund. <u>550.2625(7)(a) & (b), and 550.2625(8)(a) & (b)</u>
Intertrack Wagering	Retained by permitholder. <u>550.6325</u>	Retained by permitholder. <u>550.6325</u>	Retained by permitholder. <u>550.6325</u>	Retained by permitholder. <u>550.6325</u>	Retained by permitholder. <u>550.6325</u>
Simulcast	Retained by permitholder. <u>550.3551(4) and (11)</u>	Retained by permitholder. <u>550.3551(4) and (11)</u>	Retained by permitholder. <u>550.3551(3)(c)</u>	Retained by permitholder. <u>550.3551(3)(c)</u>	Retained by permitholder. <u>550.3551(3)(c)</u>

STATUTE TOPIC	GREYHOUND	JAI ALAI	THOROUGHBRED	HARNESS	QUARTER HORSE
TAX CREDITS & EXEMPTIONS					
(excluded during charity / scholarship performances)	<p>Tax exemption of \$360,000 per state fiscal year, or \$500,000 for 3 permitholders that held a full live schedule in 1995 and closest to another state authorizing greyhound racing. <u>550.09514(1)</u></p> <p>Tax credit each state fiscal year equal to daily license fee on live races in previous state fiscal year. <u>550.0951(1)(a)</u></p> <p>Unused portion of exemption or daily license fee tax credit is transferable to a greyhound host track. <u>550.0951(1)(b)</u></p> <p>Tax credit each state fiscal year equal to the amount remitted in escheated tickets in prior state fiscal year. <u>550.1647</u></p>	<p>A permitholder that has incurred tax on handle and admissions that exceeds its operating earnings may credit the excess amount of taxes against its next ensuing meet. <u>550.09511(1)(b)</u></p> <p>Tax credit each state fiscal year equal to 25% of amount remitted in escheated tickets in prior state fiscal year. Funds equal to credit shall be paid by the permitholder to the National Association of Jai Alai Frontons. <u>550.1646</u></p> <p>\$30,000 per performance exemption if live handle during the preceding state fiscal year was less than \$15 million. Including charity performances. <u>550.09511(2)(a)1.</u></p>	<p>A credit equal to the amount of contributions made by a thoroughbred permitholder during the taxable year directly to the Jockey's Guild or its health and welfare fund to be used to provide benefits for active, disabled, and retired Florida jockeys and their dependents pursuant to reasonable rules of eligibility established by the Jockeys' Guild is allowed against taxes on live handle due for a taxable year under this section. The credit may not be greater than an amount equal to 1 percent of the paid taxes for the previous taxable year. <u>550.09515(6)</u></p>		
CHARITY PERFORMANCES					
	<p>Maximum of 5 days. <u>550.0351(1)</u></p> <p>Permitholders shall pay, from any source, including charity performances, not less than 10% of tax credit from escheated tickets to a bona fide greyhound adoption program. <u>550.1647</u></p>	<p>Maximum of 5 days. <u>550.0351(1)</u></p> <p>Permitholders are allowed to conduct 2 additional performances known as "Retired Jai Alai Players' Charity Day" for a fund to benefit retired jai alai players. <u>550.0351(8)</u></p>	<p>Maximum of 5 days. <u>550.0351(1)</u></p> <p>One additional scholarship day to tracks located in Hillsborough County for the benefit of Pasco-Hernando Community College. <u>550.0351(6)(a)</u> and <u>550.0351(6)(b)</u></p>	<p>Maximum of 5 days. <u>550.0351(1)</u></p>	<p>Maximum of 5 days. <u>550.0351(1)</u></p>

Note: Matrix represents a summary of FY 2002 Statutes. Please refer to the cite noted by statutory topic for specific language governing pari-mutuel wagering.