

Division of Pari-Mutuel Wagering

73rd Annual Report
Fiscal Year 2003-2004

Florida Department of
Business and Professional
Regulation



Jeb Bush
Governor

Diane Carr
Secretary

1940 North Monroe Street
Tallahassee, Florida
32399

www.MyFlorida.com/dbpr



STATE OF FLORIDA
DEPARTMENT OF BUSINESS AND PROFESSIONAL REGULATION



December 1, 2004

Jeb Bush
Governor

Diane Carr
Secretary

The Honorable Jeb Bush
Governor, State of Florida
PL05 The Capitol
Tallahassee, Florida 32399-0001

Division of Pari-Mutuel
Wagering

Dear Governor Bush:

Office of the Director
1940 North Monroe Street

We are pleased to submit this seventy-third Annual Report of Pari-Mutuel Wagering in the State of Florida for the fiscal year, which ended June 30, 2004.

Tallahassee, FL

32399-1035

VOICE

850.488.9130

FAX

850.488.0550

EMAIL

Communications@
dbpr.state.fl.us

INTERNET

www.MyFlorida.com/dbpr

This report is submitted by the Department of Business and Professional Regulation, Division of Pari-Mutuel Wagering, which monitors and regulates Florida's pari-mutuel industry, collects and audits pari-mutuel tax revenue and issues licenses to persons affiliated with pari-mutuel activities.

Florida pari-mutuel wagering produced revenue to the state of \$34.2 million, which is a decrease of approximately 0.3 percent from the prior year. Total wagering, excluding Charity/Scholarship performances, exceeded \$1.4 billion, representing a decrease of 6.2 percent from the previous year.

During the past fiscal year, nearly \$1.9 million of pari-mutuel wagering revenue was distributed to the Principal State School Fund (Department of Education), which is an increase of 9.2 percent from last year.

The continued support and cooperation we have received from you and your staff is deeply appreciated.

Respectfully submitted,

Diane Carr
Secretary

David J. Roberts
Director, Division of Pari-Mutuel Wagering



STATE OF FLORIDA
DEPARTMENT OF BUSINESS AND PROFESSIONAL REGULATION



December 1, 2004

Jeb Bush
Governor

Diane Carr
Secretary

The Honorable Tom Lee
President
The Florida State Senate
Tallahassee, Florida 32399-1100

Division of Pari-Mutuel
Wagering

Office of the Director

1940 North Monroe Street

Tallahassee, FL

32399-1035

VOICE

850.488.9130

FAX

850.488.0550

EMAIL

Communications@
dbpr.state.fl.us

INTERNET

www.MyFlorida.com/dbpr

Dear President Lee:

We are pleased to submit this seventy-third Annual Report of Pari-Mutuel Wagering in the State of Florida for the fiscal year, which ended June 30, 2004.

This report is submitted by the Department of Business and Professional Regulation, Division of Pari-Mutuel Wagering, which monitors and regulates Florida's pari-mutuel industry, collects and audits pari-mutuel tax revenue and issues licenses to persons affiliated with pari-mutuel activities.

Florida pari-mutuel wagering produced revenue to the state of \$34.2 million, which is a decrease of approximately 0.3 percent from the prior year. Total wagering, excluding Charity/Scholarship performances, exceeded \$1.4 billion, representing a decrease of 6.2 percent from the previous year.

During the past fiscal year, nearly \$1.9 million of pari-mutuel wagering revenue was distributed to the Principal State School Fund (Department of Education), which is an increase of 9.2 percent from last year.

The continued support and cooperation we have received from you and your staff is deeply appreciated.

Respectfully submitted,

Diane Carr
Secretary

David J. Roberts
Director, Division of Pari-Mutuel Wagering



STATE OF FLORIDA
DEPARTMENT OF BUSINESS AND PROFESSIONAL REGULATION



December 1, 2004

Jeb Bush
Governor

Diane Carr
Secretary

The Honorable Allan Bense
Speaker
Florida House of Representatives
Tallahassee, Florida 32399-1300

Division of Pari-Mutuel
Wagering

Dear Speaker Bense:

Office of the Director
1940 North Monroe Street

We are pleased to submit this seventy-third Annual Report of Pari-Mutuel Wagering in the State of Florida for the fiscal year, which ended June 30, 2004.

Tallahassee, FL

32399-1035

VOICE

850.488.9130

FAX

850.488.0550

EMAIL

Communications@
dbpr.state.fl.us

INTERNET

www.MyFlorida.com/dbpr

This report is submitted by the Department of Business and Professional Regulation, Division of Pari-Mutuel Wagering, which monitors and regulates Florida's pari-mutuel industry, collects and audits pari-mutuel tax revenue and issues licenses to persons affiliated with pari-mutuel activities.

Florida pari-mutuel wagering produced revenue to the state of \$34.2 million, which is a decrease of approximately 0.3 percent from the prior year. Total wagering, excluding Charity/Scholarship performances, exceeded \$1.4 billion, representing a decrease of 6.2 percent from the previous year.

During the past fiscal year, nearly \$1.9 million of pari-mutuel wagering revenue was distributed to the Principal State School Fund (Department of Education), which is an increase of 9.2 percent from last year.

The continued support and cooperation we have received from you and your staff is deeply appreciated.

Respectfully submitted,

Diane Carr
Secretary

David J. Roberts
Director, Division of Pari-Mutuel Wagering

**DEPARTMENT OF BUSINESS AND PROFESSIONAL REGULATION
 DIVISION OF PARI-MUTUEL WAGERING
 COMPREHENSIVE ANNUAL REPORT
 FISCAL YEAR ENDING JUNE 30, 2004**

INTRODUCTORY SECTION

Overview and Explanation of Report Terminology	2
Events Shaping the 2003/2004 Racing/Gaming Season in Florida	3
Division Overview	4

STATISTICAL SECTION

Components of Pari-Mutuel Handle for Regular Performances - On-Track.....	7
Components of Pari-Mutuel Handle for Regular Performances - Intertrack	8
Components of Pari-Mutuel Handle for Charity/Scholarship Performances - On-Track.....	9
Components of Pari-Mutuel Handle for Charity/Scholarship Performances - Intertrack.....	10
Total Regular and Charity/Scholarship Handle.....	11
Total Regular Performances Revenue.....	12
Summary of State Revenue from Pari-Mutuel Activities.....	13
Fiscal Years Comparative Data	14
Graphs - Historical Pari-Mutuel Wagering Activity	15
Charity and Scholarship Performances, Racing Scholarship Trust Fund, and Abandoned Winning Tickets.....	18
Components of Cardroom Revenue by Association.....	19

REVENUE AND OTHER DATA BY ASSOCIATION

Industry Summaries and Individual Permitholder Data.....	20
Total Intertrack Wagering Handle by Guest.....	41

FINANCIAL STATEMENTS

Balance Sheet - Special Revenue Fund.....	43
Statement of Revenue, Expenditures & Changes in Fund Balance - Budget & Actual – Special Revenue Fund.....	44
Notes to Financial Statements	45

PARI-MUTUEL STATUTE MATRIX

Distribution of Handle Summary.....	48
-------------------------------------	----

INTRODUCTION

OVERVIEW

This annual report on pari-mutuel wagering in Florida encompasses the fiscal year, which began July 1, 2003, and ended June 30, 2004. This is the 73rd annual report in the series. The first annual report was issued for Fiscal Year 1931/1932, the initial year of legalized pari-mutuel wagering in Florida. That year, there were 462 cumulative operating days, total handle was \$17.4 million, and state revenue was \$0.7 million. This fiscal year, total handle exceeded \$1.4 billion, and state revenue surpassed \$34.2 million from 4,342 cumulative operating days.

In Florida, pari-mutuel wagering is authorized for thoroughbred horse racing, harness horse racing, quarter horse racing, Appaloosa and Arabian horse racing, greyhound racing, jai alai games, and cardroom games. Florida is one of the primary pari-mutuel states in the nation, and is the leading state in greyhound racing, as well as a major horse racing state. Florida is now the only state in the United States that continues to conduct live play in operational jai alai frontons. This annual report, which is required by Florida law, is intended to inform the Governor, the Legislature, the industry, and other interested parties as to pari-mutuel wagering activities. The report is organized into five primary sections:

1. Introductory Section - This section provides an overview of the Division of Pari-Mutuel Wagering.
2. Statistical Section - This section provides a summary of racing activities, pari-mutuel handle and taxes, as well as multiple year comparative trend data.
3. Revenue and Other Data by Association - This section includes pari-mutuel handle and taxes by individual racing association or fronton.
4. Financial Section - This section provides the official financial statements of the Division of Pari-Mutuel Wagering and accompanying notes.
5. Pari-Mutuel Statute Matrix - This section provides a table that summarizes the distribution of handle applicable to pari-mutuel wagering rules and statutes.

EXPLANATION OF REPORT TERMINOLOGY

Florida law requires intertrack wagers to be combined with the wagering pools of the host or the broadcasting Florida track or fronton. The law also requires that the host take-out on intertrack wagers be the same as for wagers taken on-track; however, the distribution of the take-out may be different. The tax structure for on-track and intertrack wagering is explained in more detail in the Pari-Mutuel Statute Matrix section.

For purposes of this report, on-track schedules include wagering and attendance statistics as compiled on-track for the facility at which a live race or game is being conducted, or a race or game broadcast from out-of-state that is imported. For a host pari-mutuel facility, the on-track statistics exclude intertrack wagering data for wagers and attendance at guest tracks or frontons and also exclude wagers which are taken at the facility, if it is functioning as a guest permitholder receiving intertrack broadcasts. Some permitholders do not broadcast races or games to other Florida permitholders.

Schedules of intertrack wagering included in this report are compiled for each host permitholder. These schedules reflect combined wagering statistics for all guest facilities which received broadcasts and conducted wagering which was included in the wagering pools of the host. For host permitholders, a Summary of Intertrack Handle components for each guest is shown in the Revenue and Other Data by Association section of this report. There is no admission tax on patrons attending a facility to wager on intertrack races or games when the facility is not simultaneously conducting live performances. The schedules of intertrack wagering also include data on wagers collected at intertrack locations on races or games which were imported from out of state and rebroadcast to intertrack locations by the Florida host.

Events Shaping the 2003/2004 Racing/Gaming Season in Florida

- House Bill 1059, enacted by the Legislature in the 2003 Legislative Session, became effective on August 6, 2003. This act amended Section 849.086, Florida Statutes, to permit a bet limit of \$2 for up to three raises per round for players who participate in authorized cardroom games. The provision also limited cardroom play to include only poker. The changes led two cardrooms that had previously closed to reopen and prompted four new cardrooms to open. The division implemented cardroom rules in May 2004 that supported the amended legislation and included provisions for limited tournament play. The number of cardroom occupational licenses increased significantly from 208 in Fiscal Year 2002/2003 to 966 in Fiscal Year 2003/2004, with revenue associated with these licenses improving from \$8,320 to \$38,640 in Fiscal Year 2003/2004. Total cardroom tables soared from 138 in Fiscal Year 2002/2003 to 290 in Fiscal Year 2003/2004. Taxable gross receipts increased from \$2,767,231 to \$18,498,426, and total revenue to the State increased from \$351,223 to \$2,100,343.
- During the 2004 Legislative Session, House Bill 941, was enacted by the Legislature. The bill created Section 550.1648, Florida Statutes, to permit a greyhound permitholder to hold one additional charity day, for additional funding of local greyhound adoption activities. This statutory change requires more information to be provided at the greyhound tracks regarding local greyhound adoptions.
- On November 1, 2003, and May 8, 2004, the American Greyhound Track Operators' Association sponsored the National Greyhound Night of Stars. This national event is conducted each year as an effort to raise public interest in greyhound racing. Several Florida tracks, as well as other greyhound facilities around the nation, participated in live and/or, simulcast broadcasts of greyhound racing. Total wagered for the two-day event held during 2003/2004 was \$2,336,906 nationwide, with \$679,648 being wagered at Florida tracks.
- In January 2004, an upper respiratory infection was observed at one North Florida greyhound track and a nearby greyhound farm. Preliminary diagnosis by the University of Florida, College of Veterinary Medicine staff was that the illness was due to an influenza-type pathogen. Immediate voluntary quarantine by all greyhound tracks in Florida precluded the sickness from spreading. The quarantines succeeded and there was no loss of races due to the sickness. In June 2004, an upper respiratory infection became evident in a South Florida greyhound kennel compound. This outbreak appeared more virulent than recent episodes and spread to other Florida greyhound tracks by the time voluntary quarantines were established. The disease increased in intensity toward the end of the month. Due to the reduced number of healthy greyhounds available to race, one track reduced the number of races it offered and subsequently closed for several days, canceling a total of 75 races. The kennel sickness had not reached its peak by the end of the State fiscal year, June 30, 2004.

THE DIVISION OF PARI-MUTUEL WAGERING

David J. Roberts, Director
Joe Dillmore, Deputy Director

The Division of Pari-Mutuel Wagering is a program area in the Department of Business and Professional Regulation within the Executive Branch of Florida's government. The division is charged with the regulation of Florida's pari-mutuel industries under Florida Statutes, as well as collecting and safeguarding revenues due to the state. Since 1931, the division has evolved from a racing commission to a professional regulatory organization overseeing a highly complex and sophisticated industry.

The Office of the Director maintains general oversight and administration of the division. Specific responsibilities include budget planning, setting policy and procedures, legislative analysis, strategic planning, communications and administrative actions. Additionally, the Office of the Director ensures that all functional areas of the division operate in a cooperative effort to achieve the efficient and effective regulatory oversight of the industry.

The division's structure is divided between the Office of Auditing and Office of Operations which act under the management of the Office of the Director. Each office focuses upon a different aspect of regulation within the pari-mutuel industry in an effort to protect state revenues and maintain the public's confidence in the integrity of the sport.

OFFICE OF AUDITING

James S. Hakemoller, Chief Auditing Officer

The Office of Auditing is responsible for auditing, revenue collection, financial reporting of pari-mutuel activities in Florida, and ensuring the integrity of wagering activity. The Office of Auditing's mission is to account for and safeguard state revenues, as well as to protect the wagering public by ensuring that pari-mutuel wagering is conducted in accordance with Florida Statutes and Florida Administrative Code.

The Office of Auditing is divided into two functional areas: compliance auditing and accounting/financial analysis.

The auditing staff examines various aspects of pari-mutuel activity to determine permit holder compliance with statutes and rules. Various types of compliance audits performed are greyhound purse audits, cardroom audits, mutuels audits, escheat audits, totalisator audits, charity/scholarship audits and other pertinent examinations. During Fiscal Year 2003/2004, the Office of Auditing conducted reviews of 6,049 performances, 18 greyhound purse audits, 25 mutuels audits, 26 escheat audits, 2 totalisator audits, 11 cardroom audits, 26 charity/scholarship audits, 324 30-day report reviews, and 25 malfunction report reviews.

The accounting/financial staff ensures that state revenue is collected accurately and timely. The staff is responsible for reviewing permit holder financial statements and other financial reports. During Fiscal Year 2003/2004, the accounting/financial staff conducted 31 permit holder financial statement reviews.

Both the compliance auditing and accounting/financial staff compiles statistical information and performs analyses as requested by the department, legislature, industry, and governor's office.

The Office of Auditing is also responsible for oversight of pari-mutuel cardroom operations to ensure the integrity of the cardroom games, which includes the accurate collection of cardroom revenue. A portion of this tax revenue is distributed to Florida counties and municipalities ensuring compliance with the Florida Statutes and the Florida Administrative Code. During Fiscal Year 2003/2004, the division distributed approximately \$231,000 to counties/municipalities.

OFFICE OF OPERATIONS
Royal H. Logan, Chief Operating Officer

The Office of Operations has oversight responsibility of state personnel located at each of the 28 pari-mutuel facilities, as well as the issuance of occupational licenses.

All persons who work at a racetrack, fronton, or cardroom, and who have access to money wagered, restricted areas, and/or racing animals, must obtain an occupational license issued by the division. During Fiscal Year 2003/2004, the Office of Operations, Licensing Section, processed 18,451 pari-mutuel occupational license applications for businesses and individuals, of which 966 were related to the operation of cardrooms. The department's new Single Licensing System permitted applicants for pari-mutuel wagering occupational licenses to be issued on site. Each individual licensed with the division is required to be fingerprinted every five licensing years. These prints are then forwarded to the Florida Department of Law Enforcement and Federal Bureau of Investigation for processing. Thirty Permitholder Annual Operating Licenses that delineate operating dates were issued.

In addition to licensing, the Office of Operations is responsible for ensuring that the day-to-day operation of races and games are conducted in accordance with Florida's pari-mutuel rules and laws. Stewards and judges monitor each race and conduct inquiries and hearings into alleged violations of the state pari-mutuel rules and laws. The stewards and judges conducted 175 hearings for alleged violations in Fiscal Year 2003/2004, which resulted in fines totaling \$30,650 and 41 individuals having their occupational licenses suspended for some period of time. Seventeen persons had their occupational license revoked by the division.

The Operations' staff collects urine and blood samples from racing animals which are analyzed for prohibited substances by the Racing Laboratory, which is operated under a contract with the University of Florida, College of Veterinary Medicine. State veterinarians and veterinary assistants collected 93,031 samples that included: 71,176 greyhound urine samples, 11,087 horse urine samples, and 10,768 horse blood samples during Fiscal Year 2003/2004. There were 132 positive findings of impermissible substances in the samples collected.

The Investigations' Section, examines possible rule or statutory violations that may occur in the pari-mutuel industry, including drug positives identified by the University of Florida College of Veterinary Medicine Racing Laboratory. Cases range in complexity from the investigation of falsified license applications and animal cruelty to the use of performance altering medications or illegal substances during races. This section conducts background investigations of all cardroom occupational license applicants to ensure compliance with Section 849.086, Florida Statutes, and Chapter 61D-11, Florida Administrative Code. They also conduct substantial background examinations of potential permitholders, which include in-depth review of the applicant's personal and financial background in order to ensure compliance with Sections 550.054 and 550.1815, Florida Statutes.

Investigations may result in the issuance of administrative charges and hearings before the division director or a designated hearing officer, referrals to other regulatory agencies, or to law enforcement agencies for criminal prosecution. All division rulings are honored within the United States, Canada, Mexico, and Puerto Rico, pursuant to the reciprocity agreements with members of the North American Pari-Mutuel Regulators Association (NAPRA).

**UNIVERSITY OF FLORIDA
COLLEGE OF VETERINARY MEDICINE RACING LABORATORY**

The University of Florida, College of Veterinary Medicine Racing Laboratory, detects and identifies any drug, medication, stimulant, depressant, hypnotic, local anesthetic, or drug-masking agent prohibited in the blood, urine or other bodily fluid of racing horses and greyhounds.

During Fiscal Year 2003/2004, the laboratory received and processed 93,031 samples which resulted in 650,025 analyses being conducted on these samples. The vigilant monitoring of samples by the laboratory serves to deter the illegal use of drugs in racing animals in Florida.

	Horse Urine/Blood	Greyhound Urine	Other ³	Miscellaneous ¹
Samples Received	21,855	71,176	4	357
Samples Analyzed	22,050 ²	36,935	4	357
Number of Analyses	332,354	317,671	89	4,839
Positives	86	46	0	N/A

1. Administration, Quality Assurance and Service Samples (Not included in Annual Totals).
2. The Samples Analyzed number is larger than the Samples Received number due to the carryover of samples received in June that are analyzed in July of the next fiscal year.
3. Any samples analyzed other than blood and urine.

DRUG POSITIVES FOR FISCAL YEAR 2003/2004

Types of Positives (ARCI Drug Class)	Horse	Greyhound
2-(1-Hydroxyethyl)-Promazine	1	-
Albuterol (3)	1	-
Benzoylecgonine (1)	-	11
Benzoylecgonine (1)/EcgonineMethylester (1)	1	-
Caffeine (2)/Theophylline (3), 1,7 Dimethylxanthine	1	1
Dimethyl Sulfoxide (5)	11	14
Flunixin (4)	5	5
Furosemide (N/A)	4	-
Gamma-Hydroxyphenylbutazone (N/A)	-	2
Methocarbamol (4)	7	2
Naproxen (4)	2	-
O-Desmethylprilamine	1	-
p-Hydroxy Methamphetamine	1	-
Phenylbutazone (N/A)/Oxyphenbutazone (4)	51	-
Procaine (3)	-	11
TOTAL	86	46

STATISTICAL SECTION

COMPONENTS OF PARI-MUTUEL HANDLE FOR REGULAR PERFORMANCES - ON-TRACK

Fiscal Year 2003/2004	Daily License Fee	Tax on Handle	Permitholder Revenues From Pari-Mutuel Handle	Public Pool	Collection For Awards Program	Total Pari-Mutuel Handle (1)
Greyhound Racing Associations						
Bet Miami Greyhounds	\$116,820	\$398,094	\$2,189,848	\$8,749,532	\$0	\$11,454,294
CCC Racing (Collins and Collins Partnership)	0	0	1,582,263	5,320,000	0	6,902,263
Daytona Beach Kennel Club, Inc.	89,040	143,682	3,554,842	9,593,944	0	13,381,508
Ebro Greyhound Park (Washington County KC, Inc.)	261,680	303,262	1,343,984	4,390,741	0	6,299,667
Flagler Greyhound Track (West Flagler Associates, Ltd.)	162,900	418,340	2,271,720	9,404,033	0	12,256,993
Hollywood Greyhound Track (Hartman & Tyner, Inc.)	159,580	650,480	3,469,829	13,695,011	0	17,974,900
Jacksonville Kennel Club, Inc.	47,760	189,481	1,702,428	6,228,362	0	8,168,031
Jefferson County Kennel Club, Inc.	179,920	165,979	918,466	2,929,971	0	4,194,336
Melbourne Greyhound Park (Sports Palace, Inc.)	37,200	26,685	367,197	1,002,794	0	1,433,876
Naples-Ft. Myers Greyhound Track (S.W. FL Enterprises, Inc.)	210,240	720,270	4,419,106	18,086,809	0	23,436,425
Orange Park Kennel Club, Inc.	173,780	598,649	2,539,602	10,672,446	0	13,984,477
Palm Beach Kennel Club (Inv. Corp. of Palm Beach)	419,360	1,800,639	7,446,618	31,280,587	0	40,947,204
Pensacola Greyhound Track, Inc.	45,760	54,041	1,749,006	5,303,891	0	7,152,698
Sanford-Orlando Kennel Club, Inc.	0	0	1,767,698	5,953,780	0	7,721,478
Sarasota Kennel Club, Inc.	32,160	96,457	2,361,580	8,451,289	0	10,941,486
St. Johns Greyhound Park (Bayard Raceways, Inc.)	29,440	83,102	1,214,191	4,282,705	0	5,609,438
St. Petersburg Kennel Club, Inc.	195,440	1,103,851	5,256,949	21,321,803	0	27,878,043
Tampa Greyhound Track (Associated Outdoor Clubs, Inc.)	26,000	76,621	2,864,789	9,754,103	0	12,721,513
Total Greyhound Tracks	<u>2,187,080</u>	<u>6,829,633</u>	<u>47,020,116</u>	<u>176,421,801</u>	<u>0</u>	<u>232,458,630</u>
Jai Alai Frontons						
Dania Jai Alai (The Aragon Group, Inc.)	131,160	0	2,687,908	9,167,374	0	11,986,442
Florida Jai Alai, Inc. (Orlando-Seminole Jai Alai)	86,520	0	723,755	2,651,685	0	3,461,960
Ft. Pierce Jai Alai (Florida Gaming Centers, Inc.)	40,800	1,457	501,378	1,427,921	0	1,971,556
Miami Jai Alai (Florida Gaming Centers, Inc.)	121,200	0	2,983,779	8,851,307	0	11,956,286
Ocala Jai Alai (Lake Fron, Inc.)	35,120	0	198,917	623,534	0	857,571
Summer Jai Alai	122,760	0	2,767,106	8,235,597	0	11,125,463
Summersport Enterprises, Ltd. (The Aragon Group, Inc.)	91,160	0	1,668,282	5,716,910	0	7,476,352
Total Jai Alai Frontons	<u>628,720</u>	<u>1,457</u>	<u>11,531,125</u>	<u>36,674,328</u>	<u>0</u>	<u>48,835,630</u>
Thoroughbred Racing Associations						
Calder Race Course, Inc.	212,300	638,825	26,183,774	108,389,704	1,305,775	136,730,378
Gulfstream Park Racing Association, Inc.	138,600	660,949	24,039,944	106,087,882	1,262,412	132,189,787
Hialeah Racing Association, LLC.	0	0	0	0	0	0
Tampa Bay Downs, Inc.	164,900	196,614	7,974,457	30,610,788	375,924	39,322,683
Tropical Park, Inc.	83,700	218,921	9,091,838	37,125,693	448,551	46,968,703
Total Thoroughbred Tracks	<u>599,500</u>	<u>1,715,309</u>	<u>67,290,013</u>	<u>282,214,067</u>	<u>3,392,662</u>	<u>355,211,551</u>
Harness Racing Associations						
Pompano Park Racing (PPI, Inc.)	339,900	205,901	9,013,063	31,561,700	59,341	41,179,905
TOTAL FOR ALL TRACKS AND FRONTONS	<u>\$3,755,200</u>	<u>\$8,752,300</u>	<u>\$134,854,317</u>	<u>\$526,871,896</u>	<u>\$3,452,003</u>	<u>\$677,685,716</u>

(1)Tax on Attendance excluded from Total Pari-Mutuel Handle

COMPONENTS OF PARI-MUTUEL HANDLE FOR REGULAR PERFORMANCES - INTERTRACK

Fiscal Year 2003/2004	Total Tax To State	Permit holder Revenues From Pari-Mutuel Handle	Public Pool	Collections For Awards Program	Total Pari-Mutuel Handle
Greyhound Racing Associations					
Bet Miami Greyhounds	\$274,772	\$2,533,047	\$9,070,523	\$0	\$11,878,342
Flagler Greyhound Track (West Flagler Associates, Ltd.)	449,256	3,259,926	12,188,151	0	15,897,333
Hollywood Greyhound Track (Hartman & Tyner, Inc.)	388,820	3,168,188	11,236,916	0	14,793,924
Jacksonville Kennel Club, Inc.	391,099	4,346,720	15,100,177	0	19,837,996
Naples-Ft. Myers Greyhound Track (S.W. FL Enterprises, Inc.)	265,565	2,776,449	10,143,090	0	13,185,104
Orange Park Kennel Club, Inc.	1,371,943	8,930,529	32,853,654	0	43,156,126
Palm Beach Kennel Club (Inv. Corp. of Palm Beach)	1,801,514	11,067,409	41,323,657	0	54,192,580
St. Johns Greyhound Park (Bayard Raceways, Inc.)	229,430	4,153,631	13,984,580	0	18,367,641
St. Petersburg Kennel Club, Inc.	1,261,215	7,253,028	26,948,618	0	35,462,861
Tampa Greyhound Track (Associated Outdoor Clubs, Inc.)	169,353	7,580,705	24,943,457	0	32,693,515
Total Greyhound Tracks	<u>6,602,967</u>	<u>55,069,632</u>	<u>197,792,823</u>	<u>0</u>	<u>259,465,422</u>
Jai Alai Frontons					
Dania Jai Alai (The Aragon Group, Inc.)	0	2,871,936	9,283,187	0	\$12,155,123
Miami Jai Alai (Florida Gaming Centers, Inc.)	0	3,239,169	9,261,432	0	12,500,601
Summer Jai Alai	0	3,249,158	9,287,181	0	12,536,339
Summersport Enterprises, Ltd. (The Aragon Group, Inc.)	0	1,854,836	6,006,051	0	7,860,887
Total Jai Alai Frontons	<u>0</u>	<u>11,215,099</u>	<u>33,837,851</u>	<u>0</u>	<u>45,052,950</u>
Thoroughbred Racing Associations					
Calder Race Course, Inc.	4,101,578	35,062,334	155,168,893	1,873,773	196,206,578
Gulfstream Park Racing Association, Inc.	1,638,870	13,570,821	62,591,473	750,166	78,551,330
Hialeah Racing Association, LLC	0	0	0	0	0
Tampa Bay Downs, Inc.	1,519,479	13,832,541	57,570,590	703,144	73,625,754
Tropical Park, Inc.	1,151,396	9,951,329	43,702,464	528,436	55,333,625
Total Thoroughbred Tracks	<u>8,411,323</u>	<u>72,417,025</u>	<u>319,033,420</u>	<u>3,855,519</u>	<u>403,717,287</u>
Harness Racing Associations					
Pompano Park Racing (PPI, Inc.)	888,697	10,951,082	41,570,110	539,494	53,949,383
TOTAL FOR ALL TRACKS AND FRONTONS	<u>\$15,902,987</u>	<u>\$149,652,838</u>	<u>\$592,234,204</u>	<u>\$4,395,013</u>	<u>\$762,185,042</u>

COMPONENTS OF PARI-MUTUEL HANDLE FOR CHARITY/SCHOLARSHIP PERFORMANCES - ON-TRACK

Fiscal Year 2003/2004	Daily License Fee	Minimum Required Payment	Permitholder Revenues From Pari-Mutuel Handle	Public Pool	Collection For Award Programs	Total Pari-Mutuel Handle (1)
Greyhound Racing Associations						
Bet Miami Greyhounds	\$13,700	\$61,651	\$134,426	\$680,772	\$0	\$890,549
CCC Racing (Collins and Collins Partnership)	0	0	0	0	0	0
Daytona Beach Kennel Club, Inc.	11,520	45,161	111,196	426,345	0	594,222
Ebro Greyhound Park (Washington County KC, Inc.)	10,800	28,896	75,393	265,126	0	380,215
Flagler Greyhound Track (West Flagler Associates, Ltd.)	13,540	53,841	111,282	597,118	0	775,781
Hollywood Greyhound Track (Hartman & Tyner, Inc.)	14,020	75,347	168,786	829,341	0	1,087,494
Jacksonville Kennel Club, Inc.	11,760	75,938	148,373	764,670	0	1,000,741
Jefferson County Kennel Club, Inc.	10,320	18,507	44,605	170,086	0	243,518
Melbourne Greyhound Park (Sports Palace, Inc.)	12,000	20,189	46,037	187,423	0	265,649
Naples-Ft. Myers Greyhound Park (S.W. FL Enterprises, Inc.)	10,160	59,718	108,020	607,863	0	785,761
Orange Park Kennel Club, Inc.	11,600	65,810	126,951	661,554	0	865,915
Palm Beach Kennel Club (Inv. Corp. of Palm Beach)	11,600	97,499	192,052	981,730	0	1,282,881
Sanford-Orlando Kennel Club, Inc.	11,200	40,798	70,715	414,099	0	536,812
Sarasota Kennel Club, Inc.	8,960	58,099	106,250	591,152	0	764,461
St. Johns Greyhound Park (Bayard Raceways, Inc.)	12,100	66,544	128,919	674,564	0	882,127
St. Petersburg Kennel Club, Inc.	11,600	142,079	286,182	1,429,600	0	1,869,461
Tampa Greyhound Track (Associated Outdoor Clubs, Inc.)	11,200	72,308	138,054	729,863	0	951,425
Total Greyhound Tracks	<u>186,080</u>	<u>982,385</u>	<u>1,997,241</u>	<u>10,011,306</u>	<u>0</u>	<u>13,177,012</u>
Jai Alai Frontons						
Dania Jai Alai (The Aragon Group, Inc.)	1,560	285	22,630	79,660	109	104,244
Florida Jai Alai, Inc. (Orlando-Seminole Jai Alai)	3,560	804	44,305	159,627	307	208,603
Ft. Pierce Jai Alai (Florida Gaming Centers, Inc.)	400	537	14,682	41,107	118	56,844
Miami Jai Alai (Florida Gaming Centers, Inc.)	2,720	4,216	86,390	267,164	316	360,806
Ocala Jai Alai (Lake Fron, Inc.)	0	0	0	0	0	0
Summer Jai Alai	2,720	4,409	88,722	274,202	387	370,440
Summersport Enterprises, Ltd. (The Aragon Group, Inc.)	1,120	553	18,933	66,957	96	87,659
Total Jai Alai Frontons	<u>12,080</u>	<u>10,804</u>	<u>275,662</u>	<u>888,717</u>	<u>1,333</u>	<u>1,188,596</u>
Thoroughbred Racing Associations						
Calder Race Course, Inc.	8,900	51,182	1,956,311	8,122,144	97,757	10,236,294
Gulfstream Park Racing Association, Inc.	8,300	61,057	2,221,138	9,804,200	116,618	12,211,313
Tampa Bay Downs, Inc.	5,000	8,794	355,940	1,372,194	16,796	1,758,724
Tropical Park, Inc.	8,300	52,773	2,009,004	8,383,777	100,797	10,554,651
Total Thoroughbred Tracks	<u>30,500</u>	<u>173,806</u>	<u>6,542,393</u>	<u>27,682,315</u>	<u>331,968</u>	<u>34,760,982</u>
Harness Racing Associations						
Pompano Park Racing (PPI, Inc.)	8,500	6,423	283,551	983,599	2,588	1,284,661
TOTAL FOR ALL TRACKS AND FRONTONS	<u>\$237,160</u>	<u>\$1,173,418</u>	<u>\$9,098,847</u>	<u>\$39,565,937</u>	<u>\$335,889</u>	<u>\$50,411,251</u>

(1)Tax on Attendance excluded from Total Pari-Mutuel Handle

COMPONENTS OF PARI-MUTUEL HANDLE FOR CHARITY/SCHOLARSHIP PERFORMANCES - INTERTRACK

Fiscal Year 2003/2004	Minimum Required Payment	Permitholder Revenues From Pari-Mutuel Handle	Public Pool	Collection For Award Programs	Total Pari-Mutuel Handle
Greyhound Racing Associations					
Bet Miami Greyhounds	\$37,552	\$124,469	\$522,810	\$0	\$684,831
Flagler Greyhound Track (West Flagler Associates, Ltd.)	52,052	164,027	715,744	0	931,823
Hollywood Greyhound Track (Hartman & Tyner, Inc.)	43,963	154,844	631,490	0	830,297
Jacksonville Kennel Club, Inc.	124,492	410,812	1,711,106	0	2,246,410
Naples-Ft. Myers Greyhound Track (S.W. FL Enterprises, Inc.)	9,856	61,162	237,108	0	308,126
Orange Park Kennel Club, Inc.	110,839	419,517	1,698,021	0	2,228,377
Palm Beach Kennel Club (Inv. Corp. of Palm Beach)	46,363	248,349	950,493	0	1,245,205
St. Johns Greyhound Park (Bayard Raceways, Inc.)	134,604	440,692	1,844,744	0	2,420,040
St. Petersburg Kennel Club, Inc.	107,103	360,694	1,475,629	0	1,943,426
Tampa Greyhound Track (Associated Outdoor Clubs, Inc.)	118,977	372,346	1,578,276	0	2,069,599
Total Greyhound Tracks	<u>785,801</u>	<u>2,756,912</u>	<u>11,365,421</u>	<u>0</u>	<u>14,908,134</u>
Jai Alai Frontons					
Dania Jai Alai (The Aragon Group, Inc.)	5,556	38,466	142,334	0	186,356
Miami Jai Alai (Florida Gaming Centers, Inc.)	16,439	65,625	234,927	0	316,991
Summer Jai Alai	22,883	61,974	242,537	0	327,394
Summersport Enterprises, Ltd. (The Aragon Group, Inc.)	2,789	18,576	69,078	0	90,443
Total Jai Alai Frontons	<u>47,667</u>	<u>184,641</u>	<u>688,876</u>	<u>0</u>	<u>921,184</u>
Thoroughbred Racing Associations					
Calder Race Course, Inc.	279,824	2,384,906	10,890,709	130,703	13,686,142
Gulfstream Park Racing Association, Inc.	133,210	1,123,953	5,238,311	62,630	6,558,104
Tampa Bay Downs, Inc.	49,611	502,223	2,048,270	25,070	2,625,174
Tropical Park, Inc.	182,162	1,535,463	6,985,857	83,920	8,787,402
Total Thoroughbred Tracks	<u>644,807</u>	<u>5,546,545</u>	<u>25,163,147</u>	<u>302,323</u>	<u>31,656,822</u>
Harness Racing Associations					
Pompano Park Racing (PPI, Inc.)	23,799	272,478	1,045,021	13,548	1,354,846
TOTAL FOR ALL TRACKS AND FRONTONS	<u><u>\$1,502,074</u></u>	<u><u>\$8,760,576</u></u>	<u><u>\$38,262,465</u></u>	<u><u>\$315,871</u></u>	<u><u>\$48,840,986</u></u>

TOTAL REGULAR AND CHARITY/SCHOLARSHIP HANDLE

Fiscal Year 2003/2004

Greyhound Racing Associations

	ON-TRACK		INTERTRACK		TOTAL REGULAR HANDLE	ON-TRACK		INTERTRACK		TOTAL CHARITY SCHOLARSHIP HANDLE
	Live	Simulcast	ITW	ITWS		Live	Simulcast	ITW	ITWS	
Bet Miami Greyhounds	\$6,669,372	\$4,784,922	\$7,647,077	\$4,231,264	\$23,332,635	\$603,368	\$287,181	\$461,831	\$223,000	\$1,575,380
CCC Racing (Collins and Collins Partnership)	6,902,263	0	0	0	6,902,263	0	0	0	0	0
Daytona Beach Kennel Club, Inc.	13,381,507	0	0	0	13,381,507	594,222	0	0	0	594,222
Ebro Greyhound Park (Washington County KC, Inc.)	6,299,668	0	0	0	6,299,668	380,215	0	0	0	380,215
Flagler Greyhound Park (West Flagler Associates, Ltd.)	7,443,730	4,813,262	9,635,220	6,262,113	28,154,325	532,042	243,739	585,995	345,828	1,707,604
Hollywood Greyhound (Hartman & Tyner, Inc.)	11,140,998	6,833,901	10,337,401	4,456,524	32,768,824	739,753	347,741	594,751	235,546	1,917,791
Jacksonville Kennel Club, Inc.	8,167,204	828	19,837,109	887	28,006,028	995,121	5,620	2,244,507	1,903	3,247,151
Jefferson County Kennel Club, Inc.	4,194,336	0	0	0	4,194,336	243,518	0	0	0	243,518
Melbourne Greyhound Park (Sports Palace, Inc.)	1,433,876	0	0	0	1,433,876	265,649	0	0	0	265,649
Naples-Ft. Myers Greyhound Park (S.W. FL Enterprises, Inc.)	23,436,424	0	13,185,104	0	36,621,528	785,761	0	308,126	0	1,093,887
Orange Park Kennel Club, Inc.	13,945,652	38,825	42,805,856	350,270	57,140,603	865,915	0	2,228,377	0	3,094,292
Palm Beach Kennel Club (Inv. Corp. of Palm Beach)	40,935,174	12,030	54,186,797	5,783	95,139,784	1,282,881	0	1,245,205	0	2,528,086
Pensacola Greyhound Track, Inc.	7,152,698	0	0	0	7,152,698	0	0	0	0	0
Sanford-Orlando Kennel Club, Inc.	7,721,478	0	0	0	7,721,478	536,812	0	0	0	536,812
Sarasota Kennel Club, Inc.	10,941,486	0	0	0	10,941,486	764,461	0	0	0	764,461
St. Johns Greyhound Park (Bayard Raceways, Inc.)	5,609,438	0	18,367,641	0	23,977,079	858,430	23,697	2,128,651	291,389	3,302,167
St. Petersburg Kennel Club, Inc.	27,878,044	0	35,462,861	0	63,340,905	1,869,461	0	1,943,426	0	3,812,887
Tampa Greyhound Track (Associated Outdoor Clubs, Inc.)	12,716,458	5,056	32,691,079	2,437	45,415,030	951,425	0	2,069,599	0	3,021,024
Total Greyhound Tracks	215,969,806	16,488,824	244,156,145	15,309,278	491,924,053	12,269,034	907,978	13,810,468	1,097,666	28,085,146
Jai Alai Frontons										
Dania Jai Alai (The Aragon Group, Inc.)	11,986,442	0	12,155,123	0	24,141,565	104,244	0	186,356	0	290,600
Florida Jai Alai, Inc. (Orlando-Seminole Jai Alai)	3,461,960	0	0	0	3,461,960	208,603	0	0	0	208,603
Ft. Pierce Jai Alai (Florida Gaming Centers, Inc.)	1,971,557	0	0	0	1,971,557	56,844	0	0	0	56,844
Miami Jai Alai (Florida Gaming Centers, Inc.)	11,956,286	0	12,500,601	0	24,456,887	360,806	0	316,991	0	677,797
Ocala Jai Alai (Lake Fron, Inc.)	857,571	0	0	0	857,571	0	0	0	0	0
Summer Jai Alai	11,125,463	0	12,536,339	0	23,661,802	370,440	0	327,394	0	697,834
Summersport Enterprises, Ltd. (The Aragon Group, Inc.)	7,476,352	0	7,860,887	0	15,337,239	87,659	0	90,443	0	178,102
Total Jai Alai Frontons	48,835,631	0	45,052,950	0	93,888,581	1,188,596	0	921,184	0	2,109,780
Thoroughbred Racing Associations										
Calder Race Course, Inc.	44,765,881	91,964,496	28,825,158	167,381,420	332,936,955	4,238,382	5,997,912	2,388,049	11,298,093	23,922,436
Gulfstream Park Racing Association, Inc.	80,182,431	52,007,356	33,437,868	45,113,461	210,741,116	7,920,352	4,290,961	3,145,586	3,412,518	18,769,417
Hialeah Racing Association, LLC.	0	0	0	0	0	0	0	0	0	0
Tampa Bay Downs, Inc.	26,089,470	13,233,213	28,729,400	44,896,354	112,948,437	1,248,753	509,971	1,389,436	1,235,738	4,383,898
Tropical Park, Inc.	20,034,371	26,934,332	12,975,631	42,357,995	102,302,329	4,619,854	5,934,797	2,388,669	6,398,733	19,342,053
Total Thoroughbred Tracks	171,072,153	184,139,397	103,968,057	299,749,230	758,928,837	18,027,341	16,733,641	9,311,740	22,345,082	66,417,804
Harness Racing Associations										
Pompano Park Racing (PPI, Inc.)	11,740,504	29,439,401	6,126,673	47,822,709	95,129,287	536,242	748,419	297,321	1,057,525	2,639,507
TOTAL FOR ALL TRACKS AND FRONTONS	\$447,618,094	\$230,067,622	\$399,303,825	\$362,881,217	\$1,439,870,758	\$32,021,213	\$18,390,038	\$24,340,713	\$24,500,273	\$99,252,237

**DIVISION OF PARI-MUTUEL WAGERING
SUMMARY OF STATE REVENUE FROM PARI-MUTUEL ACTIVITIES
FISCAL YEAR 2003/2004**

State Revenue From Regular Performances	
Tax on Attendance	\$ 337,258
Daily License Fees	3,755,200
Tax on Handle	<u>8,752,300</u>
Total State Revenue From Regular Performances	\$ 12,844,758
State Revenue From Intertrack Performances	
Tax on Handle	\$ 15,902,987
State Revenue From Charity Performances	
Daily License Fees	\$ 237,160
Total State Revenue From Pari-Mutuel Performances	\$ 28,984,905
Other State Revenue	
Occupational Licenses	\$ 722,802
Fingerprint Fees	357,390
Escheated Tickets From Greyhound and Jai Alai *	1,929,008
Racing Scholarship Funds *	6,065
Racing Research Trust Fund - Fines	30,650
Miscellaneous Revenue	13,267
Miscellaneous Fines	<u>22,150</u>
Total Other State Revenue	\$ 3,081,332
Quarter Horse Promotional Trust Fund Revenue **	
1% of Regular Handle and Breaks - Arabians	\$ 853
State Revenue From Cardrooms	
Table Fees	\$ 250,500
Gross Receipts	1,849,843
Occupational Licenses	<u>51,380</u>
Total State Revenue From Cardrooms	\$ 2,151,723
Total State Revenue Generated ***	\$ 34,218,813

* Escheated Tickets from Greyhound Racing and Jai Alai Gaming; and Racing Scholarship Funds are distributed to the Department of Education.

** Quarter Horse Promotion Trust Fund Revenue distributed to the Department of Agriculture.

*** Total Revenue and components thereof generated is on the Accrual Basis of Accounting. Total Revenue and components thereof as shown in the financial statements on page 44 is on the Cash Basis of Accounting.

FISCAL YEARS COMPARATIVE DATA

Beginning with the 1931/1932 Fiscal Year, the state began collecting taxes on pari-mutuel wagering. In most recent years, pari-mutuel handle has steadily declined. During that initial year, the pari-mutuel industry operated 462 racing days in Florida, which resulted in state revenue of \$737,301; total paid attendance of 1,157,161; and total pari-mutuel handle of \$17,365,424.

For Fiscal Years 1931/1932 through 2003/2004, approximately \$61.9 billion in pari-mutuel handle wagered resulted in nearly \$3.7 billion in state revenue.

Shown below is a summary of pari-mutuel handle and state revenue for Fiscal Years 1994/1995 through 2003/2004.

PARI-MUTUEL HANDLE AND STATE REVENUE SUMMARY

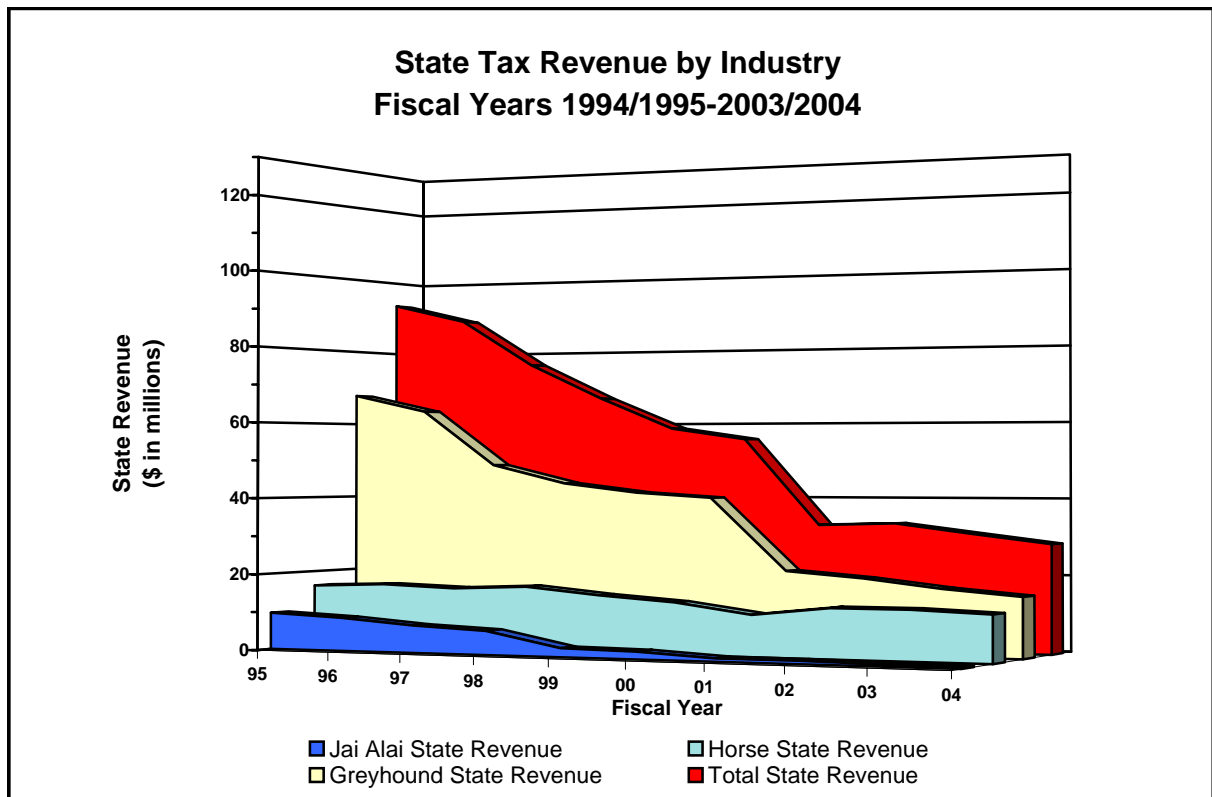
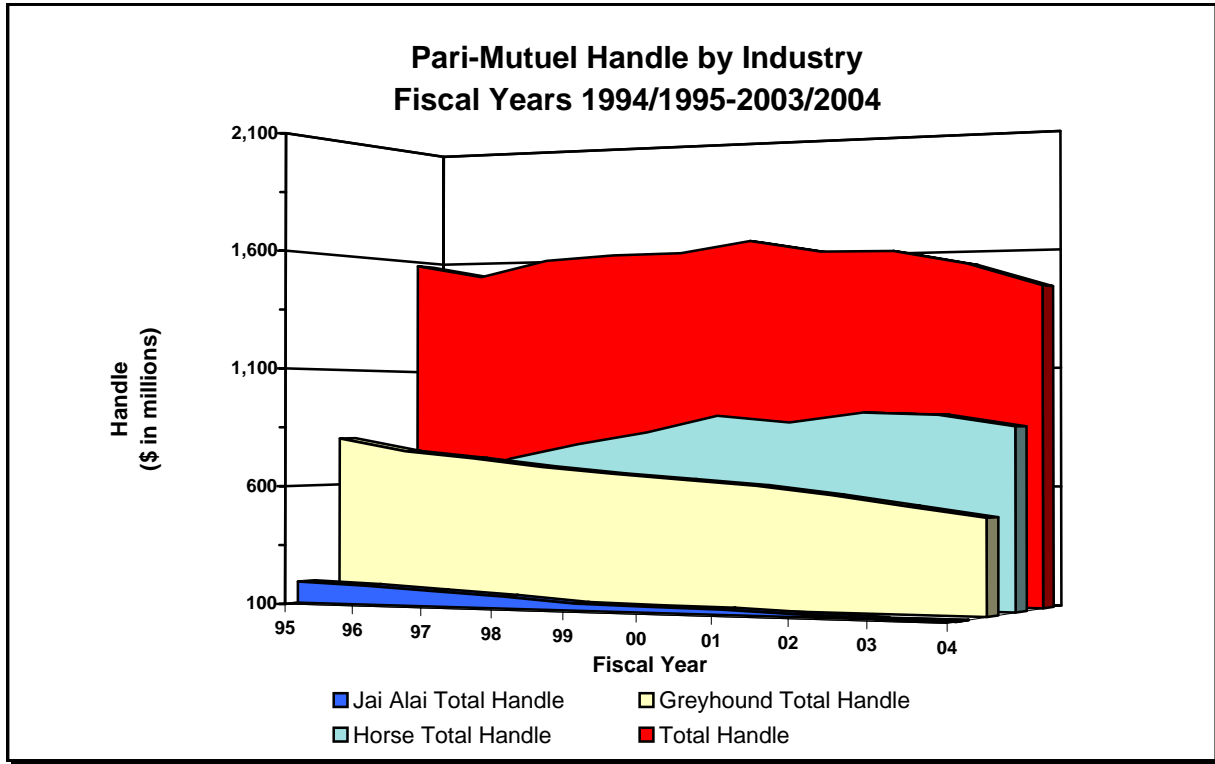
<i>Fiscal Year</i>	<i>Number of Racing Days</i>	<i>Total Paid Attendance¹</i>	<i>Total Pari-Mutuel Handle²</i>	<i>Total State Revenue³</i>	<i>State Revenue as a Percent of Handle</i>
1994/1995	4,845	10,285,062	\$1,582,305,874	\$97,049,614	6.13%
1995/1996	4,692	9,403,703	\$1,525,851,211	\$92,976,956	6.09%
1996/1997	4,773	8,579,944	\$1,592,442,941	\$76,335,094	4.80%
1997/1998	4,969	7,679,823	\$1,609,182,244	\$71,475,527	4.44%
1998/1999	4,604	3,621,059	\$1,611,699,224	\$62,934,837	3.90%
1999/2000	4,557	3,437,073	\$1,656,229,260	\$59,785,130	3.61%
2000/2001	4,475	3,040,755	\$1,602,300,077	\$36,819,451	2.30%
2001/2002	4,487	2,836,869	\$1,596,945,465	\$37,114,026	2.32%
2002/2003	4,243	2,742,429	\$1,536,568,898	\$34,335,380	2.23%
2003/2004	4,342	2,804,583	\$1,439,870,758	\$34,218,813	2.38%

¹Due to the revision of Section 550.0951(2)(b), F.S., which no longer requires tax on free admission, this chart only reflects **paid** admissions beginning in Fiscal Year 1998/1999.

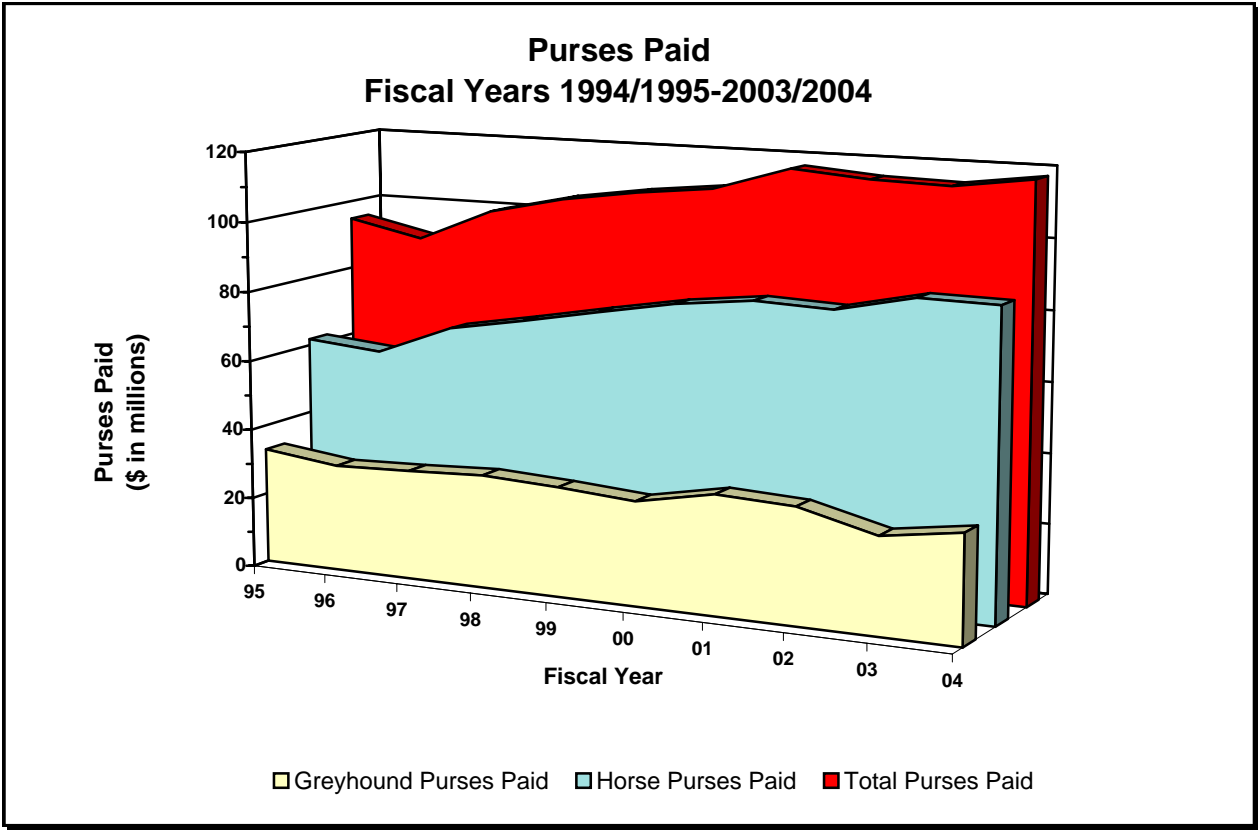
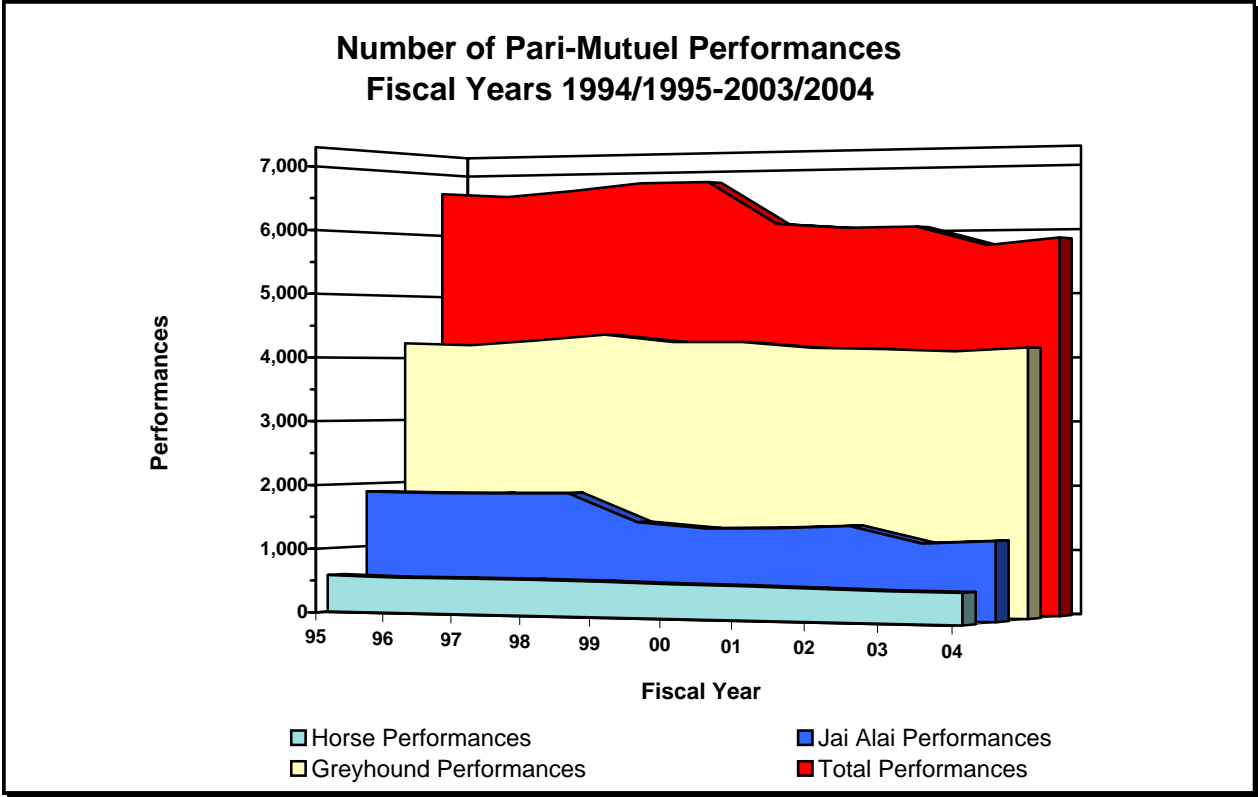
²Excludes charity/scholarship handle.

³Includes taxes, fees, fines, and miscellaneous state revenue.

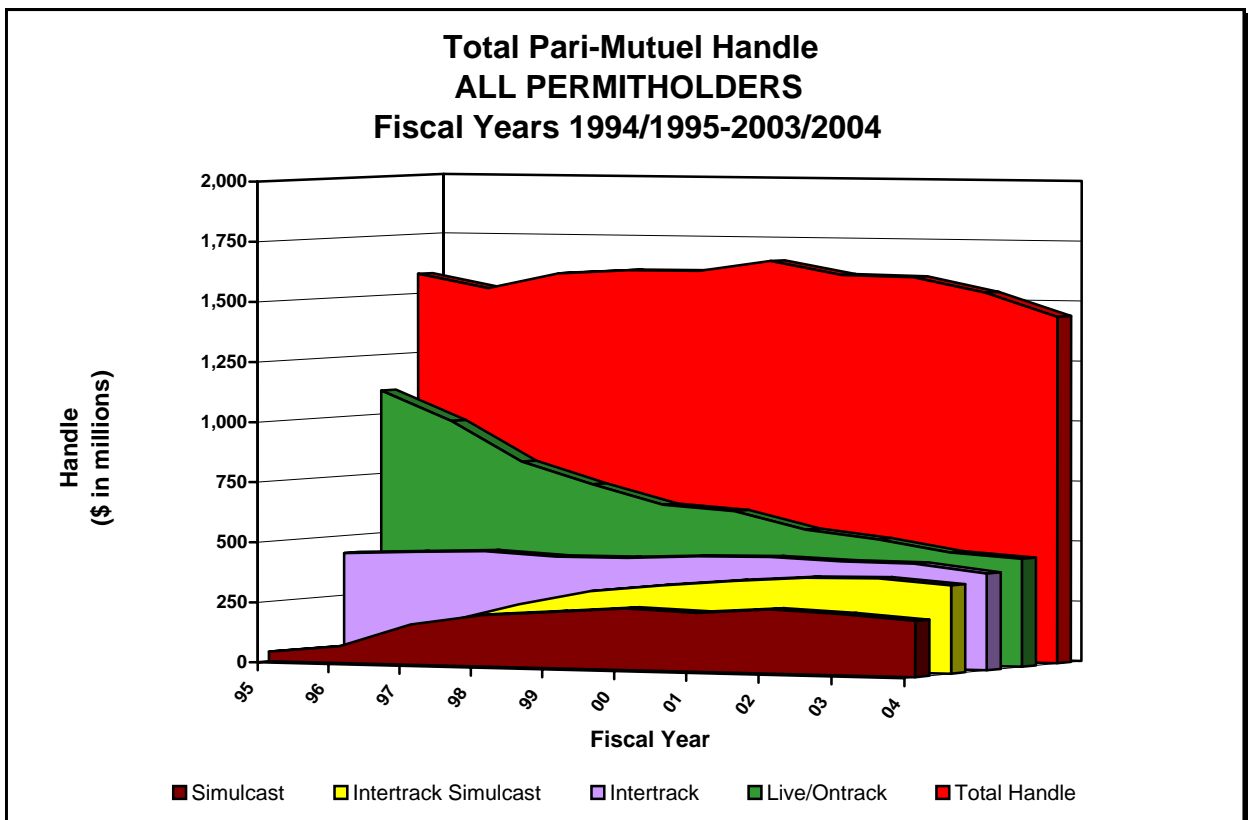
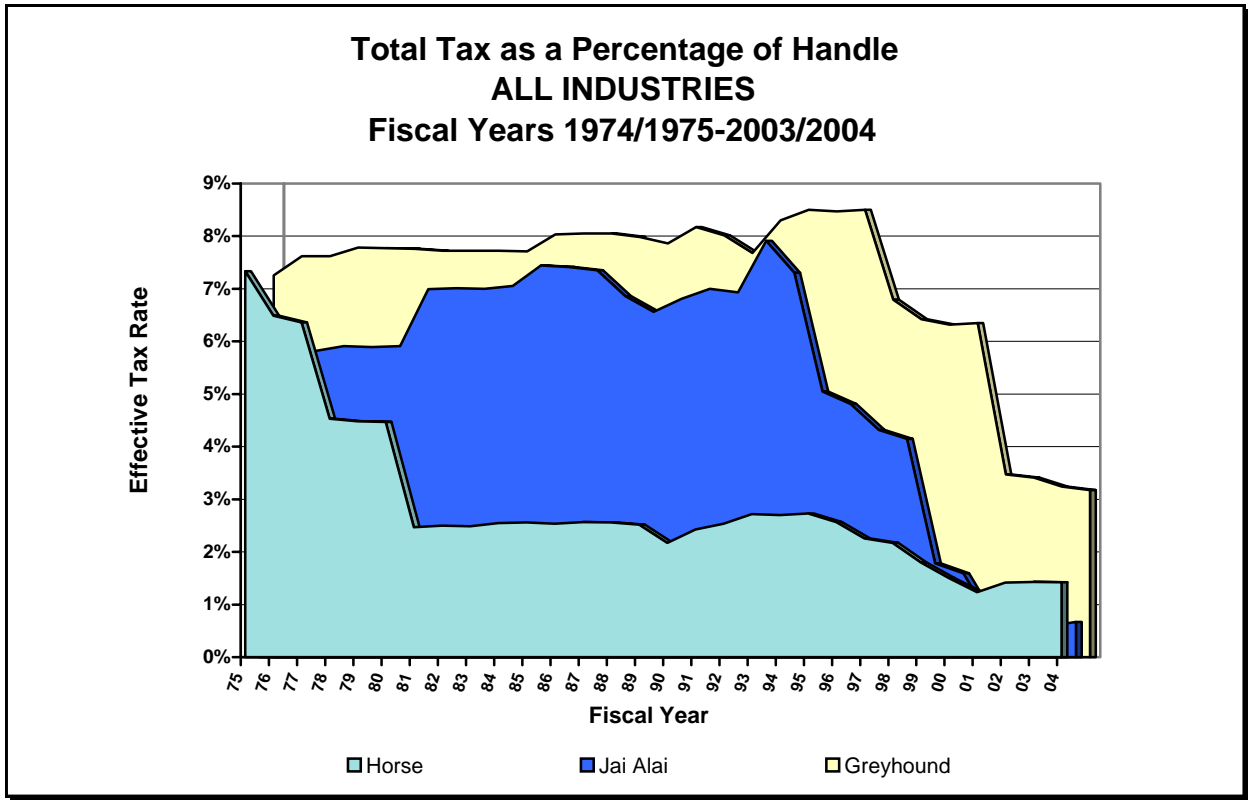
HISTORICAL PARI-MUTUEL WAGERING ACTIVITY



HISTORICAL PARI-MUTUEL WAGERING ACTIVITY



HISTORICAL PARI-MUTUEL WAGERING ACTIVITY



CHARITY AND SCHOLARSHIP PERFORMANCES

With several exceptions, each permitholder may operate up to five additional days designated as charity or scholarship days during their regular meet. Proceeds from these additional days are paid to approved charities, major state and private institutions of higher learning, community colleges, the Historic Resources Operating Trust Fund or the Racing Scholarship Trust Fund. A list of proposed recipients is submitted annually by the permitholder to the division. The amount contributed to charitable organizations is determined by calculating the amount of taxes due to the state had it been a regular performance. A minimum of \$2,707,377 was paid to charitable organizations during Fiscal Year 2003/2004, bringing the total proceeds disbursed since 1985 to \$53,707,460.

RACING SCHOLARSHIP TRUST FUND

The Racing Scholarship Trust Fund is administered by the Division of Colleges and Universities of the Board of Education and is used to provide scholarships to deserving students who are attending Florida's colleges and universities. A total of \$16,854,358 has been paid to this fund since the program began in 1949. The amount contributed to the fund this fiscal year is detailed below.

Racing Scholarship Trust Fund	
Washington County Kennel Club, Inc.	\$6,065
Total For 2003/2004 Fiscal Year	\$6,065

ABANDONED WINNING TICKETS

Abandoned pari-mutuel tickets are winning tickets that remain uncashed for a period of one year. The value of greyhound and jai alai abandoned tickets for live on-track races or games escheat to the state. These funds are deposited into the State School Fund for the support and maintenance of Florida's public schools. Since 1957, the total paid into this fund is \$81,723,313. The amount collected in abandoned winning tickets for the State School Fund for this fiscal year is detailed below.

Abandoned Winning Tickets	
Greyhound Permitholders	\$1,654,833
Jai Alai Permitholders	\$274,175
Total For 2003/2004 Fiscal Year	\$1,929,008

In harness and quarter horse racing, abandoned winning tickets are paid to the respective breeders' associations. Abandoned winning tickets from thoroughbred horse racing are retained by the permitholder.

COMPONENTS OF CARDROOM REVENUE BY ASSOCIATION

Fiscal Year 2003/2004

Greyhound Racing Associations

	County/ Municipality	Gross Receipts	Gross Receipts Tax	Table Fees Collected	Total Taxes and Fees
Bayard Raceways, Inc.	St. Johns	\$1,989,850	\$198,985	\$37,000	\$235,985
Bet Miami Greyhounds at Flagler Greyhound Track	Dade	65,698	6,570	0	6,570
Bet Miami Greyhounds at Hollywood Greyhound Track	Hallandale (Broward)	77,847	7,785	0	7,785
Daytona Beach Kennel Club	Volusia	2,605,936	260,594	14,500	275,094
Ebro Greyhound Park (Washington County KC, Inc.)	Washington	906,669	90,667	17,000	107,667
Flagler Greyhound Track (West Flagler Associates, Ltd.)	Dade	165,466	16,547	5,500	22,047
Hollywood Greyhound (Hartman & Tyner, Inc.)	Hallandale	846,360	84,636	23,500	108,136
Jefferson County Kennel Club, Inc.	Jefferson	144,088	14,409	15,500	29,909
Naples-Ft. Myers Greyhound Track (S.W. FL. Enterprises, Inc.)	Lee	1,849,881	184,988	17,000	201,988
Palm Beach Kennel Club (Inv. Corp. of Palm Beach)	Palm Beach	3,518,816	351,882	19,000	370,882
St. Petersburg Kennel Club, Inc.	Pinellas	2,275,320	227,532	22,500	250,032
Tampa Greyhound Track (Associated Outdoor Clubs, Inc.)	Hillsborough	464,204	46,420	9,500	55,920

Total Greyhound Permitholders

<u>14,910,133</u>	<u>1,491,013</u>	<u>181,000</u>	<u>1,672,013</u>
-------------------	------------------	----------------	------------------

Jai Alai Permitholders

Miami/SummerJai Alai	Dade	748,848	74,885	8,500	83,385
Dania/Summersport		1,318,056	131,806	18,000	149,806

Total Jai Alai Permitholders

<u>2,066,904</u>	<u>206,691</u>	<u>26,500</u>	<u>233,191</u>
------------------	----------------	---------------	----------------

Thoroughbred Racing Associations

Tampa Bay Downs, Inc.	Hallandale Hillsborough	612,511	61,251	15,000	76,251
Calder Race Course, Inc.	Dade	54,366	5,437	12,000	17,437

Total Thoroughbred Permitholders

<u>666,877</u>	<u>66,688</u>	<u>27,000</u>	<u>93,688</u>
----------------	---------------	---------------	---------------




Harness Racing Associations

Pompano Park Racing (PPI, Inc.)	Broward	854,513	85,451	16,000	101,451
---------------------------------	---------	---------	--------	--------	---------

TOTAL FOR ALL PERMITHOLDERS

<u>\$18,498,426</u>	<u>\$1,849,843</u>	<u>\$250,500</u>	<u>\$2,100,343</u>
---------------------	--------------------	------------------	--------------------

REVENUE AND OTHER DATA BY ASSOCIATION



GREYHOUND RACING

Florida remains the leader in greyhound racing in the United States with 18 permitholders operating throughout the state. A total of 4,142 performances, exclusive of charity and scholarship performances, were conducted during this past fiscal year, an increase of 1 percent from the previous fiscal year.

During Fiscal Year 2003/2004, handle wagered at live greyhound performances decreased by 6 percent. Intertrack handle wagered on broadcasts of live Florida greyhound performances decreased by 10 percent. Simulcast and intertrack simulcast handle wagered on broadcasts of performances from outside the state decreased by 5 percent and 8 percent respectively. As a result, total handle declined by 8 percent for the Florida greyhound industry.

Corresponding with the decline in total handle was the decline of revenue to the state. Total revenue to the state during Fiscal Year 2003/2004, declined by 9 percent from the prior year. The greyhound industry accounted for approximately 55 percent of Florida's pari-mutuel total revenue and 34 percent of total handle from pari-mutuel performances.

Total paid attendance increased by 4 percent from the prior year. The division reports only paid attendance and does not include free admissions or complimentary passes in its data.

Based on audits conducted by the division, greyhound permitholders paid \$30,567,514 in purses during Fiscal Year 2003/2004, which includes stakes, fees and sponsor contributions. The numerous stakes races conducted during the past year by greyhound permitholders is shown in detail on the individual permitholder pages of this section.

Nearly all of Florida's greyhound permitholders actively sponsor greyhound adoption programs. Many of the state's greyhound tracks provide for on-site adoption booths, animal welfare, funding, advertising, special events and public information. Florida Statutes provide that greyhound permitholders receive credits applicable against taxes in an amount equal to the uncashed tickets remitted to the state in the prior fiscal year. Each permitholder is required to pay an amount equal to 10 percent of the amount of the credit received to any bona fide organization which promotes or encourages greyhound adoptions. During Fiscal Year 2003/2004, total contributions provided to greyhound adoption units amounted to \$227,840 which exceeded the minimum statutory requirement.

Total Performances	4,142	Total Racing Days	3,011
Total Admission Tax	\$131,850	Total Paid Attendance	1,788,241

Handle Distribution						
Handle Type	Public Pool	Total for Permitholder	Total to State*	%	Total Handle	%
Live	\$163,835,472	\$43,824,088	\$8,310,246	(5%)	\$215,969,806	(6%)
Simulcast	12,586,330	3,196,028	706,466	(5%)	16,488,824	(5%)
Intertrack	186,112,021	51,823,175	6,220,949	(15%)	244,156,145	(10%)
Intertrack Simulcast	11,680,802	3,246,457	382,019	(9%)	15,309,278	(8%)
	\$374,214,625	\$102,089,748	\$15,619,680	(9%)	\$491,924,053	(8%)

* Add admission tax to calculate total paid to state

% = Total percentage increase or (decrease) from previous state fiscal year

Bet Miami Greyhounds

Broward and Dade County - Hallandale Beach and Miami, Florida

Meet Period: September 1, 2003 to October 18, 2003 at Flagler Greyhound Track (1)

December 1, 2003 to December 31, 2003 at Hollywood Greyhound Track (2)

May 1, 2004 to May 31, 2004 at Hollywood Greyhound Track (2)

Flagler Greyhound Track

Telephone: 305.649.3000

Fax: 305.631.4525

Mailing Address

P.O. Box 350940

Miami, Florida 33135-0940

Racing Results

Performances 145

Racing Days 104

Paid Attendance 33,904

Total Admission Tax \$4,068

Purses Paid \$1,270,034

Hollywood Greyhound Track

Telephone: 954.924.3200

Fax: 954.457.4229

Mailing Address

P.O. Box 2007

Hollywood, Florida 33022-2007

(1) See Flagler Greyhound Track for street address

(2) See Hollywood Greyhound Track for street address

Handle Distribution

Handle Type	Public Pool	Total for Permitholder	Total to State*	%	Total Handle	%
Live	\$5,096,139	\$1,261,404	\$311,829	(25%)	\$6,669,372	(21%)
Simulcast	3,653,393	928,444	203,085	(7%)	4,784,922	(6%)
Intertrack	5,838,084	1,620,072	188,921	(33%)	7,647,077	(23%)
Intertrack Simulcast	3,232,439	912,975	85,850	(19%)	4,231,264	(9%)
	\$17,820,055	\$4,722,895	\$789,685	(23%)	\$23,332,635	(17%)

* Add admission tax to calculate total paid to state

% = Total percentage increase or (decrease) from previous state fiscal year

CCC Racing

Collins and Collins Partnership

Seminole County - Longwood, Florida

Meet Period: July 1, 2003 to October 31, 2003 at Sanford-Orlando Kennel Club

May 3, 2004 to June 30, 2004 at Sanford-Orlando Kennel Club

Telephone: 407.831.1600

Fax: 407.831.3997

Mailing Address

P.O. Box 520280

Longwood, Florida 32752-0280

Racing Results

Performances 225

Racing Days 150

Paid Attendance 52,634

Total Admission Tax \$0

Purses Paid \$897,982

Street Address

301 Dog Track Road

Longwood, Florida 32750

Major Stakes Races

3rd CCC Sprint Championship \$8,496

3rd CCC Distance Championship \$8,468

Handle Distribution

Handle Type	Public Pool	Total for Permitholder	Total to State*	%	Total Handle	%
Live	\$5,320,000	\$1,582,263	\$0	(100%)	\$6,902,263	(8%)
Simulcast	0	0	0	0%	0	0%
Intertrack	0	0	0	0%	0	0%
Intertrack Simulcast	0	0	0	0%	0	0%
	\$5,320,000	\$1,582,263	\$0	(100%)	\$6,902,263	(8%)

* Add admission tax to calculate total paid to state

% = Total percentage increase or (decrease) from previous state fiscal year

Daytona Beach Kennel Club, Inc.

Volusia County - Daytona Beach, Florida

Meet Period: July 1, 2003 to June 30, 2004

Telephone: 386.252.6484

Fax: 386.252.4808

Mailing Address

P.O. Box 11470
Daytona Beach, Florida 32120

Street Address

2201 West International Speedway
Daytona Beach, Florida 32114

Racing Results

Performances 415
Racing Days 307
Paid Attendance 217,866
Total Admission Tax \$6,097
Purses Paid \$1,692,113

Handle Distribution

Handle Type	Public Pool	Total for Permitholder	Total to State*	%	Total Handle	%
Live	\$9,593,944	\$3,554,842	\$232,721	(19%)	\$13,381,507	(8%)
Simulcast	0	0	0	0%	0	0%
Intertrack	0	0	0	0%	0	0%
Intertrack Simulcast	0	0	0	0%	0	0%
	\$9,593,944	\$3,554,842	\$232,721	(19%)	\$13,381,507	(8%)

* Add admission tax to calculate total paid to state

% = Total percentage increase or (decrease) from previous state fiscal year

Ebro Greyhound Park

Washington County Kennel Club, Inc.
Washington County - Ebro, Florida

Meet Period: July 1, 2003 to June 30, 2004

Telephone: 850.234.3943

Fax: 850.535.4442

Mailing Address

6558 Dog Track Road
Ebro, Florida 32437

Street Address

6558 Dog Track Road
Ebro, Florida 32437

Racing Results

Performances 237
Racing Days 191
Paid Attendance 29,405
Total Admission Tax \$6,344
Purses Paid \$742,009

Major Stakes Races

Mega Morris \$10,000
Ebro Derby \$3,180
Coors Silver Bullet \$1,500
Future Champions \$1,000

Handle Distribution

Handle Type	Public Pool	Total for Permitholder	Total to State*	%	Total Handle	%
Live	\$4,390,741	\$1,343,984	\$564,943	18%	\$6,299,668	10%
Simulcast	0	0	0	0%	0	0%
Intertrack	0	0	0	0%	0	0%
Intertrack Simulcast	0	0	0	0%	0	0%
	\$4,390,741	\$1,343,984	\$564,943	18%	\$6,299,668	10%

* Add admission tax to calculate total paid to state

% = Total percentage increase or (decrease) from previous state fiscal year

Flagler Greyhound Track

West Flagler Associates, Ltd.
Dade County - Miami, Florida

*Meet Period: July 1, 2003 to August 31, 2003
October 19, 2003 to November 30, 2003
June 1, 2004 to June 30, 2004*

Telephone: 305.649.3000 Fax: 305.631.4525

Mailing Address

P.O. Box 350940
Miami, Florida 33135-0940

Street Address

401 N.W. 38th Court
Miami, Florida 33126

Racing Results

Performances 181
Racing Days 130
Paid Attendance 0
Total Admission Tax \$0
Purses Paid \$1,600,090

Major Stakes Races

Super Marathon \$65,000
International Classic \$50,000
Hecht Marathon \$10,000

Handle Distribution						
Handle Type	Public Pool	Total for Permitholder	Total to State*	%	Total Handle	%
Live	\$5,730,849	\$1,341,473	\$371,408	(14%)	\$7,443,730	(17%)
Simulcast	3,673,184	930,247	209,831	(5%)	4,813,262	(12%)
Intertrack	7,405,528	1,941,392	288,300	(22%)	9,635,220	(20%)
Intertrack Simulcast	4,782,622	1,318,534	160,957	0%	6,262,113	(5%)
	\$21,592,183	\$5,531,646	\$1,030,496	(13%)	\$28,154,325	(15%)

* Add admission tax to calculate total paid to state

% = Total percentage increase or (decrease) from previous state fiscal year

Hollywood Greyhound Track

Hartman and Tyner, Inc.
Broward County - Hallandale Beach, Florida

Meet Period: January 1, 2004 to April 30, 2004

Telephone: 954.924.3200 Fax: 954.457.4229

Mailing Address

P.O. Box 2007
Hollywood, Florida 33022

Street Address

831 North Federal Highway
Hallandale Beach, Florida 33009

Racing Results

Performances 163
Racing Days 116
Paid Attendance 96,121
Total Admission Tax \$7,507
Purses Paid \$2,083,941

Major Stakes Races

World Classic \$75,000
Hollywoodian \$30,000
Futurity \$15,000
Joe Ryan, Jr. Memorial \$10,000

Handle Distribution						
Handle Type	Public Pool	Total for Permitholder	Total to State*	%	Total Handle	%
Live	\$8,479,104	\$2,141,933	\$519,961	(1%)	\$11,140,998	(6%)
Simulcast	5,215,907	1,327,896	290,098	4%	6,833,901	1%
Intertrack	7,846,753	2,220,779	269,869	(18%)	10,337,401	(16%)
Intertrack Simulcast	3,390,163	947,409	118,952	(8%)	4,456,524	(9%)
	\$24,931,927	\$6,638,017	\$1,198,880	(5%)	\$32,768,824	(9%)

* Add admission tax to calculate total paid to state

% = Total percentage increase or (decrease) from previous state fiscal year

Jacksonville Kennel Club, Inc.

Duval County - Jacksonville, Florida

Meet Period: July 2, 2003 to September 1, 2003

June 2, 2004 to June 30, 2004

Telephone: 904.646.0001

Fax: 904.646.0420

Mailing Address

P.O. Box 54249
Jacksonville, Florida 32245-4249

Street Address

1440 North McDuff Avenue
Jacksonville, Florida 32205

Racing Results

Performances 98
Racing Days 74
Paid Attendance 36,105
Total Admission Tax \$1,413
Purses Paid \$1,347,892

Major Stakes Races

Mayor's Cup \$35,000

Handle Distribution

Handle Type	Public Pool	Total for Permitholder	Total to State*	%	Total Handle	%
Live	\$6,227,717	\$1,702,245	\$237,242	(31%)	\$8,167,204	(14%)
Simulcast	645	183	0	(100%)	828	42%
Intertrack	15,099,485	4,346,525	391,099	(34%)	19,837,109	(16%)
Intertrack Simulcast	692	195	0	(100%)	887	(6%)
	\$21,328,539	\$6,049,148	\$628,341	(33%)	\$28,006,028	(15%)

* Add admission tax to calculate total paid to state

% = Total percentage increase or (decrease) from previous state fiscal year

Jefferson County Kennel Club, Inc.

Jefferson County - Monticello, Florida

Meet Period: July 1, 2003 to November 15, 2003

January 30, 2004 to June 30, 2004

Telephone: 850.997.2561

Fax: 850.997.3871

Mailing Address

P.O. Box 400
Monticello, Florida 32345

Street Address

3079 North Jefferson Street
Monticello, Florida 32344

Racing Results

Performances 241
Racing Days 204
Paid Attendance 49,400
Total Admission Tax \$4,317
Purses Paid \$744,462

Handle Distribution

Handle Type	Public Pool	Total for Permitholder	Total to State*	%	Total Handle	%
Live	\$2,929,971	\$918,466	\$345,899	(14%)	\$4,194,336	(13%)
Simulcast	0	0	0	0%	0	0%
Intertrack	0	0	0	0%	0	0%
Intertrack Simulcast	0	0	0	0%	0	0%
	\$2,929,971	\$918,466	\$345,899	(14%)	\$4,194,336	(13%)

* Add admission tax to calculate total paid to state

% = Total percentage increase or (decrease) from previous state fiscal year

Melbourne Greyhound Park

Sports Palace, Inc.
Brevard County - Melbourne, Florida

Meet Period: November 14, 2003 to April 17, 2004

Telephone: 321.259.9800 Fax: 321.259.3437

Mailing Address

1100 North Wickham Road
Melbourne, Florida 32935

Street Address

1100 North Wickham Road
Melbourne, Florida 32935

Racing Results

Performances 103
Racing Days 85
Paid Attendance 11,219
Total Admission Tax \$374
Purses Paid \$395,538

Handle Distribution

Handle Type	Public Pool	Total for Permitholder	Total to State*	%	Total Handle	%
Live	\$1,002,794	\$367,197	\$63,885	14%	\$1,433,876	(16%)
Simulcast	0	0	0	0%	0	0%
Intertrack	0	0	0	0%	0	0%
Intertrack Simulcast	0	0	0	0%	0	0%
	\$1,002,794	\$367,197	\$63,885	14%	\$1,433,876	(16%)

* Add admission tax to calculate total paid to state

% = Total percentage increase or (decrease) from previous state fiscal year

Naples-Ft. Myers Greyhound Track

Southwest Florida Enterprises, Inc.
Lee County - Bonita Springs, Florida

Meet Period: July 2, 2003 to June 30, 2004

Telephone: 239.992.2411 Fax: 239.947.9244

Mailing Address

P.O. Box 2567
Bonita Springs, Florida 34133-2567

Street Address

10601 Bonita Beach Road, S.W.
Bonita Springs, Florida 34135-2567

Racing Results

Performances 394
Racing Days 283
Paid Attendance 293,105
Total Admission Tax \$41,823
Purses Paid \$2,326,090

Handle Distribution

Handle Type	Public Pool	Total for Permitholder	Total to State*	%	Total Handle	%
Live	\$18,086,809	\$4,419,106	\$930,509	17%	\$23,436,424	(2%)
Simulcast	0	0	0	0%	0	0%
Intertrack	10,143,090	2,776,449	265,565	60%	13,185,104	102%
Intertrack Simulcast	0	0	0	0%	0	0%
	\$28,229,899	\$7,195,555	\$1,196,074	24%	\$36,621,528	21%

* Add admission tax to calculate total paid to state

% = Total percentage increase or (decrease) from previous state fiscal year

Orange Park Kennel Club, Inc.

Clay County - Orange Park, Florida

Meet Period: December 3, 2003 to May 31, 2004

Telephone: 904.646.0001 Fax: 904.646.0420

Mailing Address

P.O. Box 54249
Jacksonville, Florida 32245-4249

Street Address

455 Park Avenue
Orange Park, Florida 32073

Racing Results

Performances 199
Racing Days 151
Paid Attendance 50,315
Total Admission Tax \$3,903
Purses Paid \$2,588,653

Major Stakes Races

Clay County Classic \$40,000
Orange Park Derby \$40,000
Jacksonville Greyhound Racing Juvenile \$15,000
Orange Park Puppy Stakes \$15,000

Handle Distribution

Handle Type	Public Pool	Total for Permitholder	Total to State*	%	Total Handle	%
Live	\$10,642,791	\$2,533,147	\$769,714	4%	\$13,945,652	(2%)
Simulcast	29,655	6,455	2,715	15%	38,825	15%
Intertrack	32,585,375	8,864,480	1,356,001	(1%)	42,805,856	(7%)
Intertrack Simulcast	268,279	66,049	15,942	(1%)	350,270	4%
	\$43,526,100	\$11,470,131	\$2,144,372	1%	\$57,140,603	(6%)

* Add admission tax to calculate total paid to state

% = Total percentage increase or (decrease) from previous state fiscal year

Palm Beach Kennel Club

Investment Corporation of Palm Beach

Palm Beach County - West Palm Beach, Florida

Meet Period: July 2, 2003 to June 30, 2004

Telephone: 561.683.2222 Fax: 561.471.9114

Mailing Address

1111 North Congress Avenue
West Palm Beach, Florida 33409-6317

Street Address

1111 North Congress Avenue
West Palm Beach, Florida 33409-6317

Racing Results

Performances 470
Racing Days 315
Paid Attendance 513,905
Total Admission Tax \$41,865
Purses Paid \$4,311,765

Major Stakes Races

James W. Paul 3/8th Mile Derby \$50,000
Arthur J. Rooney - St. Patrick's Invitational \$25,000
He's My Man Classic \$25,000
Labor Day Puppy Stakes \$20,000
Dick Andrews Futurity \$20,000
Bob Balfe Puppy Stakes \$20,000
Bud Light Triathlon \$5,000

Handle Distribution

Handle Type	Public Pool	Total for Permitholder	Total to State*	%	Total Handle	%
Live	\$31,271,045	\$7,444,868	\$2,219,261	(1%)	\$40,935,174	(2%)
Simulcast	9,543	1,750	737	4%	12,030	117%
Intertrack	41,318,981	11,066,620	1,801,196	(11%)	54,186,797	(9%)
Intertrack Simulcast	4,676	789	318	(64%)	5,783	(67%)
	\$72,604,245	\$18,514,027	\$4,021,512	(6%)	\$95,139,784	(6%)

* Add admission tax to calculate total paid to state

% = Total percentage increase or (decrease) from previous state fiscal year

Pensacola Greyhound Track, Inc.

Escambia County - Pensacola, Florida

Meet Periods: July 2, 2003 to June 30, 2004

Telephone: 850.455.8595 Fax: 850.453.8883

Mailing Address

P.O. Box 12824
Pensacola, Florida 32591-2824

Street Address

951 Dog Track Road
Pensacola, Florida 32506-8236

Racing Results

Performances 313
Racing Days 260
Paid Attendance 12,383
Total Admission Tax \$554
Purses Paid \$947,320

Handle Distribution

Handle Type	Public Pool	Total for Permitholder	Total to State*	%	Total Handle	%
Live	\$5,303,891	\$1,749,006	\$99,801	4%	\$7,152,698	(10%)
Simulcast	0	0	0	0%	0	0%
Intertrack	0	0	0	0%	0	0%
Intertrack Simulcast	0	0	0	0%	0	0%
	\$5,303,891	\$1,749,006	\$99,801	4%	\$7,152,698	(10%)

* Add admission tax to calculate total paid to state

% = Total percentage increase or (decrease) from previous state fiscal year

Sanford-Orlando Kennel Club, Inc.

Seminole County - Longwood, Florida

Meet Period: November 1, 2003 to May 1, 2004

Telephone: 407.831.1600 Fax: 407.831.3997

Mailing Address

P.O. Box 520280
Longwood, Florida 32752-0280

Street Address

301 Dog Track Road
Longwood, Florida 32750

Racing Results

Performances 223
Racing Days 150
Paid Attendance 58,999
Total Admission Tax \$0
Purses Paid \$1,002,938

Major Stakes Races

Central Florida Derby \$17,430
Young Champion Stakes \$3,017
King and Queen Championship \$623

Handle Distribution

Handle Type	Public Pool	Total for Permitholder	Total to State*	%	Total Handle	%
Live	\$5,953,780	\$1,767,698	\$0	0%	\$7,721,478	4%
Simulcast	0	0	0	0%	0	0%
Intertrack	0	0	0	0%	0	0%
Intertrack Simulcast	0	0	0	0%	0	0%
	\$5,953,780	\$1,767,698	\$0	0%	\$7,721,478	4%

* Add admission tax to calculate total paid to state

% = Total percentage increase or (decrease) from previous state fiscal year

Sarasota Kennel Club, Inc.

Sarasota County - Sarasota, Florida

Meet Period: November 24, 2003 to April 17, 2004

Telephone: 941.355.7744 Fax: 941.351.2207

Mailing Address

5400 Bradenton Road
Sarasota, Florida 34234

Street Address

5400 Bradenton Road
Sarasota, Florida 34234

Racing Results

Performances 199
Racing Days 120
Paid Attendance 107,653
Total Admission Tax \$1,689
Purses Paid \$1,047,160

Major Stakes Races

Sarasota Derby \$13,380
Sapling Stakes \$3,747
King and Queen Championship \$784

Handle Distribution						
Handle Type	Public Pool	Total for Permitholder	Total to State*	%	Total Handle	%
Live	\$8,451,289	\$2,361,580	\$128,617	(31%)	\$10,941,486	(3%)
Simulcast	0	0	0	0%	0	0%
Intertrack	0	0	0	0%	0	0%
Intertrack Simulcast	0	0	0	0%	0	0%
	\$8,451,289	\$2,361,580	\$128,617	(31%)	\$10,941,486	(3%)

* Add admission tax to calculate total paid to state

% = Total percentage increase or (decrease) from previous state fiscal year

St. Johns Greyhound Park

Bayard Raceways, Inc.

St. Johns County - Jacksonville, Florida

Meet Period: September 3, 2003 to December 1, 2003 at Orange Park Kennel Club

Telephone: 904.646.0001 Fax: 904.646.0420

Mailing Address

P.O. Box 54249
Jacksonville, Florida 32245-4249

Street Address

6322 Racetrack Road
Jacksonville, Florida 32259

Racing Results

Performances 95
Racing Days 73
Paid Attendance 22,527
Total Admission Tax \$518
Purses Paid \$1,126,136

Handle Distribution						
Handle Type	Public Pool	Total for Permitholder	Total to State*	%	Total Handle	%
Live	\$4,282,705	\$1,214,191	\$112,542	(3%)	\$5,609,438	(9%)
Simulcast	0	0	0	0%	0	0%
Intertrack	13,984,580	4,153,631	229,430	(7%)	18,367,641	(10%)
Intertrack Simulcast	0	0	0	0%	0	0%
	\$18,267,285	\$5,367,822	\$341,972	(6%)	\$23,977,079	(10%)

* Add admission tax to calculate total paid to state

% = Total percentage increase or (decrease) from previous state fiscal year

St. Petersburg Kennel Club, Inc.

Pinellas County - St. Petersburg, Florida

Meet Period: December 8, 2003 to June 19, 2004

Telephone: 727.812.3339 Fax: 727.579.4362

Mailing Address

P.O. Box 22099
St. Petersburg, Florida 33742-2099

Street Address

10490 Gandy Boulevard
St. Petersburg, Florida 33702-2395

Racing Results

Performances 239
Racing Days 162
Paid Attendance 120,172
Total Admission Tax \$10,331
Purses Paid \$3,903,978

Major Stakes Races

Distance Classic \$100,000
Sprint Classic \$85,000
St. Petersburg Derby \$30,000
Gold Trophy Juvenile \$20,000
Consolation Derby \$10,000
Matinee Idol \$10,000
Puppy Preview \$8,000
T.L. Weaver Memorial \$8,000

Handle Distribution

Handle Type	Public Pool	Total for Permitholder	Total to State*	%	Total Handle	%
Live	\$21,321,803	\$5,256,949	\$1,299,292	0%	\$27,878,044	3%
Simulcast	0	0	0	(100%)	0	(100%)
Intertrack	26,948,618	7,253,028	1,261,215	(12%)	35,462,861	(8%)
Intertrack Simulcast	0	0	0	(100%)	0	(100%)
	\$48,270,421	\$12,509,977	\$2,560,507	(7%)	\$63,340,905	(4%)

* Add admission tax to calculate total paid to state

% = Total percentage increase or (decrease) from previous state fiscal year

Tampa Greyhound Track

Associated Outdoor Clubs, Inc.

Hillsborough County - Tampa, Florida

Meet Period: July 1, 2003 to December 6, 2003

June 21, 2004 to June 30, 2004

Telephone: 813.932.4313 Fax: 813.932.5048

Mailing Address

P.O. Box 8096
Tampa, Florida 33674-8096

Street Address

8300 Nebreska Avenue
Tampa, Florida 33604

Racing Results

Performances 202
Racing Days 136
Paid Attendance 82,528
Total Admission Tax \$1,047
Purses Paid \$2,681,978

Major Stakes Races

Distance Championship \$40,000
Speed Classic \$25,000
Tampa Derby \$25,000
Juvenile Stake \$25,000

Handle Distribution

Handle Type	Public Pool	Total for Permitholder	Total to State*	%	Total Handle	%
Live	\$9,750,100	\$2,863,736	\$102,622	(65%)	\$12,716,458	(20%)
Simulcast	4,003	1,053	0	0%	5,056	32%
Intertrack	24,941,527	7,580,199	169,353	(69%)	32,691,079	(22%)
Intertrack Simulcast	1,931	506	0	0%	2,437	0%
	\$34,697,561	\$10,445,494	\$271,975	(67%)	\$45,415,030	(22%)

* Add admission tax to calculate total paid to state

% = Total percentage increase or (decrease) from previous state fiscal year



JAI ALAI

Florida was the first state in the nation to conduct jai alai performances with the first fronton arena in the United States built in 1926. There are currently 7 jai alai permitholders operating at 5 frontons throughout central and south Florida. In fact, Florida is now the only state to conduct jai alai games. A total of 1,222 regular performances, exclusive of charity and scholarship performances, were conducted during this past fiscal year, an increase of 4 percent from the previous fiscal year.

During Fiscal Year 2003/2004, handle wagered at live jai alai performances decreased by 10 percent. Intertrack handle wagered on broadcasts of live Florida jai alai performances decreased by 6 percent. Simulcast and intertrack simulcast handle wagered on broadcasts of performances from outside the state did not change. The lack of simulcast handle was due to the conclusion of live jai alai activity at some out of state facilities. As a result, total handle declined by 8 percent for the Florida jai alai industry.

Although there was a decline in total handle, there was an increase of revenue to the state. Total revenue to the state during Fiscal Year 2003/2004 increased by 4 percent from the prior year. The jai alai industry accounted for approximately 2 percent of Florida's pari-mutuel total revenue and 7 percent of total handle from pari-mutuel performances.

Total paid attendance decreased by 5 percent from the prior year. The division reports only paid attendance and does not include free admissions or complimentary passes in its data.

Total Performances	1,222	Total Gaming Days	848
Total Admission Tax	\$5,321	Total Paid Attendance	358,915

Handle Distribution						
Handle Type	Public Pool	Total for Permitholder	Total to State*	%	Total Handle	%
Live	\$36,674,328	\$11,531,125	\$630,178	4%	\$48,835,631	(10%)
Simulcast	0	0	0	0%	0	0%
Intertrack	33,837,851	11,215,099	0	0%	45,052,950	(6%)
Intertrack Simulcast	0	0	0	0%	0	0%
	\$70,512,179	\$22,746,224	\$630,178	4%	\$93,888,581	(8%)

* Add admission tax to calculate total paid to state

% = Total percentage increase or (decrease) from previous state fiscal year

Dania Jai Alai

The Aragon Group, Inc.
Broward County - Dania Beach, Florida

Meet Period: December 2, 2003 to June 30, 2004

Telephone: 954.927.2841 Fax: 954.920.9095

Mailing Address

P.O. Box 96
Dania Beach, Florida 33004

Street Address

301 East Dania Beach Boulevard
Dania Beach, Florida 33004

Gaming Results

Performances	240
Gaming Days	181
Paid Attendance	124,798
Total Admission Tax	0
Players Awards Paid	\$1,743,789

Handle Distribution

Handle Type	Public Pool	Total for Permitholder	Total to State*	%	Total Handle	%
Live	\$9,167,374	\$2,687,908	\$131,160	4%	\$11,986,442	(9%)
Simulcast	0	0	0	0%	0	0%
Intertrack	9,283,187	2,871,936	0	0%	12,155,123	(4%)
Intertrack Simulcast	0	0	0	0%	0	0%
	\$18,450,561	\$5,559,844	\$131,160	4%	\$24,141,565	(6%)

* Add admission tax to calculate total paid to state

% = Total percentage increase or (decrease) from previous state fiscal year

Florida Jai Alai, Inc.

Seminole County - Fern Park, Florida

Meet Period: October 2, 2003 to March 28, 2004

Telephone: 407.339.6221 Fax: 407.831.4689

Mailing Address

P.O. Box 300107
Fern Park, Florida 32730

Street Address

6405 South Highway 17-92
Fern Park, Florida 32730

Gaming Results

Performances	153
Gaming Days	102
Paid Attendance	37,545
Total Admission Tax	0
Players Awards Paid	\$632,579

Handle Distribution

Handle Type	Public Pool	Total for Permitholder	Total to State*	%	Total Handle	%
Live	\$2,651,685	\$723,755	\$86,520	27%	\$3,461,960	(1%)
Simulcast	0	0	0	0%	0	0%
Intertrack	0	0	0	0%	0	0%
Intertrack Simulcast	0	0	0	0%	0	0%
	\$2,651,685	\$723,755	\$86,520	27%	\$3,461,960	(1%)

* Add admission tax to calculate total paid to state

% = Total percentage increase or (decrease) from previous state fiscal year

Fort Pierce Jai Alai

Florida Gaming Centers, Inc.
St. Lucie County - Ft. Pierce, Florida

Meet Period: January 2, 2004 to April 30, 2004

Telephone: 772.464.7500 Fax: 772.464.0099

Mailing Address

1750 South Kings Highway
Ft. Pierce, Florida 34945-3099

Street Address

1750 South Kings Highway
Ft. Pierce, Florida 34945-3099

Gaming Results

Performances	102
Gaming Days	68
Paid Attendance	28,007
Total Admission Tax	\$5,321
Players Awards Paid	\$618,640

Handle Distribution

Handle Type	Public Pool	Total for Permitholder	Total to State*	%	Total Handle	%
Live	\$1,427,921	\$501,378	\$42,258	(12%)	\$1,971,557	(13%)
Simulcast	0	0	0	0%	0	0%
Intertrack	0	0	0	0%	0	0%
Intertrack Simulcast	0	0	0	0%	0	0%
	\$1,427,921	\$501,378	\$42,258	(12%)	\$1,971,557	(13%)

* Add admission tax to calculate total paid to state

% = Total percentage increase or (decrease) from previous state fiscal year

Miami Jai Alai

Florida Gaming Centers, Inc.
Dade County - Miami, Florida

Meet Period: November 1, 2003 to April 30, 2004

Telephone: 305.633.6400 Fax: 305.634.1712

Mailing Address

3500 N.W. 37th Avenue
Miami, Florida 33142

Street Address

3500 N.W. 37th Avenue
Miami, Florida 33142

Gaming Results

Performances	227
Gaming Days	151
Paid Attendance	39,589
Total Admission Tax	\$0
Players Awards Paid	\$2,150,718

Handle Distribution

Handle Type	Public Pool	Total for Permitholder	Total to State*	%	Total Handle	%
Live	\$8,851,307	\$2,983,779	\$121,200	4%	\$11,956,286	(10%)
Simulcast	0	0	0	0%	0	0%
Intertrack	9,261,432	3,239,169	0	0%	12,500,601	(6%)
Intertrack Simulcast	0	0	0	0%	0	0%
	\$18,112,739	\$6,222,948	\$121,200	4%	\$24,456,887	(8%)

* Add admission tax to calculate total paid to state

% = Total percentage increase or (decrease) from previous state fiscal year

Ocala Jai Alai

Lake Fron, Inc.

Marion County - Reddick, Florida

Meet Period: April 1, 2004 to June 26, 2004

Telephone: 352.591.2345 Fax: 352.591.3402

Mailing Address

P.O. Box 548
Orange Lake, Florida 32681

Street Address

4601 N.W. Highway 318
Reddick, Florida 32686

Gaming Results

Performances	100
Gaming Days	63
Paid Attendance	19,631
Total Admission Tax	\$0
Players Awards Paid	\$225,613

Handle Distribution

Handle Type	Public Pool	Total for Permitholder	Total to State*	%	Total Handle	%
Live	\$623,534	\$198,917	\$35,120	(2%)	\$857,571	(12%)
Simulcast	0	0	0	0%	0	0%
Intertrack	0	0	0	0%	0	0%
Intertrack Simulcast	0	0	0	0%	0	0%
	\$623,534	\$198,917	\$35,120	(2%)	\$857,571	(12%)

* Add admission tax to calculate total paid to state

% = Total percentage increase or (decrease) from previous state fiscal year

Summer Jai Alai

Dade County - Miami, Florida

Meet Period: July 2, 2003 to October 31, 2003 at Miami Jai Alai

May 1, 2004 to June 30, 2004 at Miami Jai Alai

Telephone: 305.633.6400 Fax: 305.634.1712

Mailing Address

3500 N.W. 37th Avenue
Miami, Florida 33142

Street Address

3500 N.W. 37th Avenue
Miami, Florida 33142

Gaming Results

Performances	230
Gaming Days	155
Paid Attendance	37,357
Total Admission Tax	\$0
Players Awards Paid	\$2,111,775

Handle Distribution

Handle Type	Public Pool	Total for Permitholder	Total to State*	%	Total Handle	%
Live	\$8,235,597	\$2,767,106	\$122,760	2%	\$11,125,463	(12%)
Simulcast	0	0	0	0%	0	0%
Intertrack	9,287,181	3,249,158	0	0%	12,536,339	(8%)
Intertrack Simulcast	0	0	0	0%	0	0%
	\$17,522,778	\$6,016,264	\$122,760	2%	\$23,661,802	(10%)

* Add admission tax to calculate total paid to state

% = Total percentage increase or (decrease) from previous state fiscal year

Summersport Enterprises, Ltd.

The Aragon Group, Inc.
Broward County - Dania Beach, Florida

Meet Period: July 1, 2003 to November 30, 2003 at Dania Jai Alai

Telephone: 954.927.2841 Fax: 954.920.9095

Mailing Address

P.O. Box 96
Dania Beach, Florida 33004

Street Address

301 East Dania Beach Boulevard
Dania Beach, Florida 33004

Gaming Results

Performances	170
Gaming Days	128
Paid Attendance	71,988
Total Admission Tax	\$0
Players Awards Paid	\$1,180,095

Handle Distribution

Handle Type	Public Pool	Total for Permitholder	Total to State*	%	Total Handle	%
Live	\$5,716,910	\$1,668,282	\$91,160	1%	\$7,476,352	(9%)
Simulcast	0	0	0	0%	0	0%
Intertrack	6,006,051	1,854,836	0	0%	7,860,887	(7%)
Intertrack Simulcast	0	0	0	0%	0	0%
	\$11,722,961	\$3,523,118	\$91,160	1%	\$15,337,239	(8%)

* Add admission tax to calculate total paid to state

% = Total percentage increase or (decrease) from previous state fiscal year



THOROUGHBRED RACING

Florida continues to be a premier thoroughbred racing state with 4 permitholders located throughout central and south Florida. A total of 343 regular performances, exclusive of charity and scholarship performances, were conducted during this past fiscal year, a decrease of 1 percent from the previous fiscal year. Hialeah did not operate during the fiscal year.

During Fiscal Year 2003/2004, handle on live thoroughbred performances remained virtually the same and intertrack handle wagered decreased by 2 percent. Simulcast and intertrack simulcast handle wagered on broadcasts of performances from outside the state decreased by 7 percent and 5 percent respectively. As a result, total handle declined by 4 percent for the Florida thoroughbred industry.

Corresponding with the decrease in total handle was the decrease of revenue to the state of 5 percent during Fiscal Year 2003/2004. The thoroughbred industry accounted for approximately 38 percent of Florida's pari-mutuel total revenue and 53 percent of total handle from pari-mutuel performances.

Total paid attendance increased by 1 percent from the prior year. The division reports only paid attendance, and does not include free admissions or complimentary passes in its data.

Total Performances	343	Total Racing Days	343
Total Admissions Tax	\$200,087	Total Paid Attendance	657,427

Handle Distribution							
Handle Type	Public Pool	Total for Permitholder	Breeders' Association	Total to State*	%	Total Handle	%
Live	\$134,920,673	\$33,367,238	\$1,634,131	\$1,150,111	(2%)	\$171,072,153	0%
Simulcast	147,293,393	33,922,775	1,758,531	1,164,698	(6%)	184,139,397	(7%)
Intertrack	81,133,408	20,100,970	992,913	1,740,766	(4%)	103,968,057	(2%)
ITW/SIM	237,900,012	52,316,055	2,862,606	6,670,557	(5%)	299,749,230	(5%)
	\$601,247,486	\$139,707,038	\$7,248,181	\$10,726,132	(5%)	\$758,928,837	(4%)

* Add admission tax to calculate total paid to state

% = Total percentage increase or (decrease) from previous state fiscal year

Purses and Owners' Awards **						
Permitholder	Purses	Stakes	Entry and Nomination	Contributions	Total	Owners' Awards
Calder Race Course, Inc.	\$21,740,000	\$3,043,000	\$1,882,000	\$0	\$26,665,000	\$1,853,000
Gulfstream Park	19,199,320	7,178,375	1,275,366	1,249,900	28,902,961	2,935,063
Tampa Bay Downs, Inc.	9,953,400	1,231,181	252,525	662,978	12,100,084	631,300
Tropical Park, Inc.	8,084,000	1,684,000	650,000	0	10,418,000	773,000
	\$58,976,720	\$13,136,556	\$4,059,891	\$1,912,878	\$78,086,045	\$6,192,363

** As reported by permitholders

Calder Race Course, Inc.

Dade County - Miami, Florida

Meet Period: July 1, 2003 to October 24, 2003
April 26, 2004 to June 30, 2004

Telephone: 305.625.1311 Fax: 305.620.2569

Mailing Address

P.O. Box 1808
Miami, Florida 33055-0808

Street Address

21001 N.W. 27th Avenue
Miami, Florida 33056

Racing Results

Performances 120
Racing Days 120
Paid Attendance 140,516
Total Admission Tax \$31,335
Purses Paid \$26,665,000

Major Stakes Races

Princess Rooney Handicap (GRIII) \$500,000
Smile Sprint Handicap (GRIII) \$500,000
My Dear Girl Stakes \$400,000
In Reality Stakes \$400,000
Azalea Breeders' Cup Stakes (GRIII) \$300,000
Carry Back Stakes (GRIII) \$300,000
Calder Oaks \$200,000
Calder Derby (GRIII) \$200,000
Miami Mile Breeders' Cup Handicap (GRIII) \$150,000

Handle Distribution

Handle Type	Total for		Breeders' Association	Total to State*	%	Total Handle	%
	Public Pool	Permitholder					
Live	\$34,862,116	\$9,173,449	\$427,514	\$302,802	(6%)	\$44,765,881	(7%)
Simulcast	73,527,587	17,010,325	878,261	548,323	(6%)	91,964,496	(7%)
Intertrack	22,319,872	5,713,644	275,280	516,362	(10%)	28,825,158	(9%)
Intertrack Simulcast	132,849,021	29,348,690	1,598,493	3,585,216	(3%)	167,381,420	(2%)
	\$263,558,596	\$61,246,108	\$3,179,548	\$4,952,703	(4%)	\$332,936,955	(5%)

* Add admission tax to calculate total paid to state

% = Total percentage increase or (decrease) from previous state fiscal year

Gulfstream Park Racing Association, Inc.

Broward County - Hallandale Beach, Florida

Meet Period: January 3, 2004 to April 25, 2004

Telephone: 954.454.7000 Fax: 954.454.7827

Mailing Address

901 South Federal Highway
Hallandale, Florida 33009

Street Address

901 South Federal Highway
Hallandale, Florida 33009

Racing Results

Performances 85
Racing Days 85
Paid Attendance 340,594
Total Admission Tax \$126,020
Purses Paid \$28,902,961

Major Stakes Races

Florida Derby \$1,000,000
Sunshine Millions Turf \$500,000
Sunshine Millions Distaff \$500,000
Donn Handicap \$500,000
Sunshine Millions Sprint \$300,000
Gulfstream Park Handicap \$300,000
Fountain Of Youth \$250,000
Sunshine Millions Oaks \$250,000
Gulfstream Park Breeders' Cup \$250,000
Aventura \$250,000
Pan American \$200,000
Rampart \$200,000

Handle Distribution

Handle Type	Total for		Breeders' Association	Total to State*	%	Total Handle	%
	Public Pool	Permitholder					
Live	\$64,306,688	\$14,624,988	\$765,742	\$485,013	0%	\$80,182,431	0%
Simulcast	41,781,194	9,414,956	496,670	314,536	5%	52,007,356	6%
Intertrack	26,625,522	5,936,868	319,332	556,146	(5%)	33,437,868	(2%)
Intertrack Simulcast	35,965,951	7,633,953	430,834	1,082,723	13%	45,113,461	13%
	\$168,679,355	\$37,610,765	\$2,012,578	\$2,438,418	5%	\$210,741,116	4%

* Add admission tax to calculate total paid to state

% = Total percentage increase or (decrease) from previous state fiscal year

Tampa Bay Downs, Inc.

Hillsborough County - Tampa, Florida

Meet Period: December 13, 2003 to May 2, 2004

Telephone: 813.855.4401 Fax: 813.854.3539

Mailing Address

P.O. Box 2007
Oldsmar, Florida 34677

Street Address

11225 Race Track Road
Tampa, Florida 33626

Racing Results

Performances 90
Racing Days 90
Paid Attendance 124,540
Total Admission Tax \$31,135
Purses Paid \$12,100,084

Major Stakes Races

Tampa Bay Derby (GRIII) \$250,000
Florida Oaks \$150,000
Tampa Bay Breeders' Cup (T) \$100,000
Hillsborough (T)(GRIII) \$100,000
Endeavor (T) \$100,000
Sam F. Davis \$100,000
Florida Cup Sophomore Colts \$75,000
Florida Cup Sophomore Fillies \$75,000
Florida Cup Sophomore Turf (T) \$75,000
Florida Cup Sprint \$75,000
Florida Cup Turf Distaff (T) \$75,000
Florida Cup Turf Classic (T) \$75,000

Handle Distribution

Handle Type	Public Pool	Total for Permitholder	Breeders' Association	Total to State*	%	Total Handle	%
Live	\$20,144,446	\$5,469,130	\$249,547	\$226,347	9%	\$26,089,470	18%
Simulcast	10,466,342	2,505,327	126,377	135,167	(17%)	13,233,213	(29%)
Intertrack	22,136,760	5,876,290	274,384	441,966	5%	28,729,400	8%
Intertrack Simulcast	35,433,830	7,956,251	428,760	1,077,513	(18%)	44,896,354	(18%)
	\$88,181,378	\$21,806,998	\$1,079,068	\$1,880,993	(11%)	\$112,948,437	(8%)

* Add admission tax to calculate total paid to state

% = Total percentage increase or (decrease) from previous state fiscal year

Tropical Park, Inc.

Dade County - Miami, Florida

Meet Period: October 25, 2003 to January 2, 2004 at Calder Race Course

Telephone: 305.625.1311 Fax: 305.620.2569

Mailing Address

P. O. Box 1808
Miami, Florida 33055-0808

Street Address

21001 N.W. 27th Avenue
Miami, Florida 33056

Racing Results

Performances 48
Racing Days 48
Paid Attendance 51,777
Total Admission Tax \$11,597
Purses Paid \$10,418,000

Major Stakes Races

W. L. McKnight Handicap (GRII) \$200,000
La Prevoyante Handicap (GRII) \$200,000
Tropical Turf Handicap (GRIII) \$100,000
Tropical Park Derby (GRIII) \$100,000
Fred W. Hooper Handicap (GRIII) \$100,000
My Charmer Handicap (GRIII) \$100,000
Chaposa Springs Handicap (GRIII) \$100,000

Handle Distribution

Handle Type	Public Pool	Total for Permitholder	Breeders' Association	Total to State*	%	Total Handle	%
Live	\$15,607,423	\$4,099,671	\$191,328	\$135,949	(9%)	\$20,034,371	1%
Simulcast	21,518,270	4,992,167	257,223	166,672	(10%)	26,934,332	(13%)
Intertrack	10,051,254	2,574,168	123,917	226,292	(4%)	12,975,631	(3%)
Intertrack Simulcast	33,651,210	7,377,161	404,519	925,105	(15%)	42,357,995	(16%)
	\$80,828,157	\$19,043,167	\$976,987	\$1,454,018	(12%)	\$102,302,329	(11%)

* Add admission tax to calculate total paid to state

% = Total percentage increase or (decrease) from previous state fiscal year



HARNESS RACING

Pompano Park is the only permitholder currently conducting harness horse racing performances in the State of Florida. A total of 140 regular performances, exclusive of charity and scholarship, were conducted during this past fiscal year, an increase of 1 percent from the previous fiscal year.

During Fiscal Year 2003/2004, handle wagered at live harness performances decreased by 17 percent. Intertrack handle wagered on broadcasts of live Florida harness performances decreased by 31 percent. Simulcast and intertrack simulcast handle wagered on broadcasts of performances from outside the state decreased by 17 percent and 11 percent respectively. As a result, total handle decreased by 15 percent for the Florida harness industry.

Total revenue to the state during Fiscal Year 2003/2004, decreased by 13 percent from the prior year. The harness industry accounted for approximately 5 percent of Florida's pari-mutuel total revenue and 7 percent of total handle from pari-mutuel performances.

The division reports only paid attendance and does not include free admissions or complimentary passes in its data.

Total Performances	140	Total Racing Days	140
Total Admissions Tax	\$0	Total Paid Attendance	0

Purses and Owners' Awards **						
Permitholder	Purses	Stakes	Entry and Nomination	Contributions	Total	Owners' Awards
Pompano Park Racing	\$7,350,501	\$970,949	\$44,500	\$657,088	\$9,023,038	\$0

** As reported by permitholder

Pompano Park Racing

PPI, Inc.

Broward County - Pompano Beach, Florida

Meet Period: July 1, 2003 to June 30, 2004

Telephone: 954.972.2000 Fax: 954.970.0882

Mailing Address

1800 S.W. Third Street
Pompano Beach, Florida 33069

Street Address

1800 S.W. Third Street
Pompano Beach, Florida 33069

Racing Results

Performances	140
Racing Days	140
Paid Attendance	0
Total Admission Tax	\$0
Purses Paid	\$9,023,038

Major Stakes Races

Isle of Capri Pace	\$300,250
Mack Lobell Trot	\$145,200
Red Bow Tie	\$50,000

Handle Distribution						
Handle Type	Public Pool	Total for Permitholder	Breeders' Association	%	Total Handle	%
Live	\$8,676,733	\$2,784,327	\$59,341	(8%)	\$11,740,504	(17%)
Simulcast	22,884,967	6,228,736	0	(8%)	29,439,401	(17%)
Intertrack	4,500,210	1,375,229	61,267	(31%)	6,126,673	(31%)
Intertrack Simulcast	37,069,900	9,575,853	478,227	(11%)	47,822,709	(11%)
	\$73,131,810	\$19,964,145	\$598,835	(13%)	\$95,129,287	(15%)

* Add admission tax to calculate total paid to state

% = Total percentage increase or (decrease) from previous state fiscal year



HORSE RACING

Promotional Programs For Florida-Bred Horses

Florida breeder promotions and award programs are administered by private breeders' and owners' associations organized to promote ownership and breeding of race horses in the State of Florida. Each association conducts its own campaign to enhance the horse breeding industry in the state and provides breeders' and owners' awards of up to 20 percent of announced gross purses. The Florida Standardbred Breeders' and Owners' Association is funded by the breaks and uncashed tickets from live performances and 1 percent of the intertrack handle. The Quarter Horse Breeders' Association is funded by the breaks and the uncashed tickets from live races and 1 percent of the live and intertrack handle. The Florida Thoroughbred Breeders' and Owners' Association awards program is funded by 0.955 percent of the live, simulcast and intertrack handle, as well as 3.475 percent of the gross revenue from out-of-state wagers on Florida races.


To date, the Florida thoroughbred breeding industry has produced 41 national champions, including "Skip Away," the 1998 North American Horse of the Year, and "Affirmed," the last horse to have won the Triple Crown (1978). The industry boasts 86 Florida-bred millionaires, 12 classic winners (Kentucky Derby, Preakness Stakes and Belmont Stakes), and 18 Breeders' Cup Day champions.

The Florida Thoroughbred Breeders' and Owners' Association funds the Florida-bred Stakes Program, which is implemented at Florida's thoroughbred racetracks. In addition, Florida-breds won 314 stakes races, including 62 graded stakes, and earned more than \$34 million in stakes purses. Florida-breds banked in excess of \$180 million in total North American purse money. Through a percentage of pari-mutuel handle, Florida thoroughbred permitholders contributed \$9,467,789 to the Florida Thoroughbred Breeders' and Owners' Association during Fiscal Year 2003/2004. The FTBOA paid out \$5,510,906 in Breeders' Awards, \$704,810 in Stallion Owners' Awards, and \$1,852,500 through the Florida-bred Stakes Program. The Florida-bred Stakes Program includes "The Sunshine Millions" at Gulfstream Park, "The Florida Million" at Calder Race Course/Tropical Park, "Florida Cup Day" at Tampa Bay Downs and additional funds for supplements to Florida-bred Preferred Stakes Races during the Calder/Tropical and Tampa Bay Downs' meets.

The Florida Standardbred Breeders' and Owners' Association, a non-profit organization and the recognized representative of horsemen in the state of Florida, is the designated association for the allocation and distribution of funds for Florida-bred Standardbred racing. Promotional activities include providing breeder and stallion awards for eligible Florida-bred horses during Pompano Park's 2003/2004 meet as well as awards for Florida Breeders' Stakes races. A series of races and awards were also provided for two and three-year-old standardbreds to prepare for the winter meet at Pompano Park. The total amount of funds collected and distributed to the Florida Standardbred horsemen throughout the year totaled \$1,081,084.56.

Standardbred racing in Florida is primarily contested at Pompano Harness Track, the only pari-mutuel harness track in the state and offers top quality harness racing seven months a year. There are 7 training centers for standardbreds located from Gainesville to Delray Beach where more than 3,000 horses spend their winters. Florida-bred standardbred horses, including two-time Breeder's Crown winner and Multiple World Champion, "Red Bow Tie", have gained notable recognition throughout North America.

Note: Promotional program information is provided by respective Breeders' and Owners' Associations.



SUMMARY

Pari-Mutuel Industry

During Fiscal Year 2003/2004, the total handle exceeded \$1.4 billion wagered, a decrease of 6 percent from the prior fiscal year. Total pari-mutuel performances, exclusive of charity and scholarship performances, conducted during Fiscal Year 2003/2004, increased by 2 percent from the previous year.

The state realized revenue from regular performances of approximately \$28.4 million, which reflects an 8 percent decrease from the prior fiscal year. Of the \$28.4 million collected, greyhound permitholders accounted for 55 percent, thoroughbreds for 38 percent, harness for 5 percent and jai alai for 2 percent.

Total paid attendance increased by over 2 percent from the prior year. The division reports only paid attendance and does not include free admission or complimentary passes in its data.

Total Performances	5,847	Total Racing/Gaming Days	4,342
Total Admissions Tax	\$337,258	Total Paid Attendance	2,804,583

Handle Distribution							
Industry	Public Pool	Total for Permitholder	Breeders' Association	Total to State*	%	Total Handle	%
Greyhound	\$374,214,625	\$102,089,748	\$0	\$15,619,680	(9%)	\$491,924,053	(8%)
Jai Alai	70,512,179	22,746,224	0	630,178	4%	93,888,581	(8%)
Thoroughbred	601,247,486	139,707,038	7,248,181	10,726,132	(5%)	758,928,837	(4%)
Harness	73,131,810	19,964,145	598,835	1,434,497	(13%)	95,129,287	(15%)
	\$1,119,106,100	\$284,507,155	\$7,847,016	\$28,410,487	(8%)	\$1,439,870,758	(6%)

* Add admission tax to calculate total paid to state

% = Total percentage increase or (decrease) from previous state fiscal year

Handle Distribution							
Handle Type	Public Pool	Total for Permitholder	Breeders' Association	Total to State*	%	Total Handle	%
Live	\$344,107,206	\$91,506,778	\$1,693,472	\$10,310,638	(4%)	\$447,618,094	(4%)
Simulcast	182,764,690	43,347,539	1,758,531	2,196,862	(6%)	230,067,622	(8%)
Intertrack	305,583,490	84,514,473	1,054,180	8,151,682	(14%)	399,303,825	(8%)
ITW Simulcast	286,650,714	65,138,365	3,340,833	7,751,305	(6%)	362,881,217	(6%)
	\$1,119,106,100	\$284,507,155	\$7,847,016	\$28,410,487	(8%)	\$1,439,870,758	(6%)

* Add admission tax to calculate total paid to state

% = Total percentage increase or (decrease) from previous state fiscal year

TOTAL INTERTRACK WAGERING HANDLE BY GUEST

Fiscal Year 2003/2004

GUEST FACILITY	HOST PERMITHOLDER									
	BET MIAMI GREYHOUNDS	FLAGLER	HOLLYWOOD	JACKSONVILLE	NAPLES-FT. MYERS	ORANGE PARK	PALM BEACH	ST. JOHNS	ST. PETERSBURG	TAMPA GREYHOUND
Greyhound Permitholders										
Bet Miami Greyhounds	\$0	\$0	\$0	\$13,877	\$432,779	\$746,823	\$1,144,112	\$365,115	\$507,202	\$384,687
CCC Racing	0	0	0	1,370,831	0	521,629	2,301,233	814,722	958,068	2,278,592
Daytona Beach Kennel Club	421,465	532,951	509,724	1,052,656	0	1,962,372	2,846,097	893,511	1,578,897	1,298,187
Ebro Greyhound Track	0	0	0	244,899	0	668,867	531,784	175,496	1,605,675	1,305,956
Flagler Greyhound Track	3,584,878	0	8,058,357	701,925	1,169,717	1,203,150	2,210,808	236,325	1,306,218	852,342
Hollywood Greyhound Track	3,383,619	9,744,375	0	913,876	1,380,346	1,395,425	4,085,021	813,760	1,403,989	1,263,955
Jacksonville Kennel Club	486,949	685,538	554,183	0	1,573,496	8,719,363	4,125,608	3,943,295	2,029,263	2,205,677
Jefferson County Kennel Club	37,694	80,214	0	824,995	0	1,280,433	0	633,535	1,031,120	931,573
Melbourne Greyhound Park	99,209	126,027	101,593	576,564	907,000	1,138,088	2,472,405	501,660	1,048,834	807,851
Naples-Ft. Myers Greyhound Track	975,637	1,284,817	1,277,921	612,629	0	986,739	2,646,572	432,333	1,325,315	1,075,702
Orange Park Kennel Club	419,644	401,775	568,827	2,922,398	1,058,101	0	3,623,634	0	2,193,179	1,909,256
Palm Beach Kennel Club	606,417	785,237	919,895	1,767,857	1,802,128	3,842,193	0	1,478,372	2,423,297	1,936,355
Pensacola Greyhound Track	0	0	0	1,436,214	0	2,770,402	0	1,298,774	0	0
Sanford-Orlando Kennel Club	0	0	0	0	0	2,241,234	2,324,024	331,489	2,595,823	677,566
Sarasota Kennel Club	0	0	0	1,322,079	0	2,381,524	4,495,339	1,138,086	4,090,532	3,904,343
St. Johns Greyhound Park	204,297	238,925	304,204	1,450,023	750,332	3,238,760	3,715,217	1,121,158	1,252,941	892,283
St. Petersburg Kennel Club	716,918	824,621	1,125,319	1,838,567	1,617,423	4,390,397	7,239,807	1,569,102	0	7,920,384
Tampa Greyhound Track	512,118	642,263	698,716	1,370,566	1,523,572	2,550,392	4,440,113	1,437,401	6,325,813	0
Total Greyhound Permitholders	\$11,448,845	\$15,346,743	\$14,118,739	\$18,419,956	\$12,214,894	\$40,037,791	\$48,201,774	\$17,184,134	\$31,676,166	\$29,644,709
Jai Alai Permitholders										
Dania Jai Alai	\$0	\$0	\$0	\$0	\$0	\$0	\$0	\$0	\$0	\$0
Florida Jai Alai	0	0	0	0	0	0	0	0	0	0
Ft. Pierce Jai Alai	154,046	204,171	223,525	369,146	0	794,119	2,864,717	343,478	491,538	407,827
Miami Jai Alai	0	0	0	0	0	0	0	0	0	0
Ocala Jai Alai	141,777	198,714	164,855	492,214	421,272	913,145	1,366,112	435,422	594,865	558,522
Summer Jai Alai	0	0	0	0	0	0	0	0	0	0
Summersport Enterprises	0	0	0	0	0	0	0	0	0	0
Total Jai Alai Permitholders	\$295,823	\$402,885	\$388,380	\$861,360	\$421,272	\$1,707,264	\$4,230,829	\$778,900	\$1,086,403	\$966,349
Thoroughbred Permitholders										
Calder Race Course	\$0	\$0	\$0	\$0	\$0	\$0	\$0	\$0	\$0	\$0
Gulfstream Park	0	0	0	0	0	0	0	0	0	0
Ocala Breeders' Sales	0	0	0	33,484	0	360,403	529,086	0	0	0
Tampa Bay Downs	133,673	147,705	286,806	523,196	548,938	1,050,668	1,230,891	404,607	2,700,292	2,082,458
Tropical Park	0	0	0	0	0	0	0	0	0	0
Total Thoroughbred Permitholders	\$133,673	\$147,705	\$286,806	\$556,680	\$548,938	\$1,411,071	\$1,759,977	\$404,607	\$2,700,292	\$2,082,458
Harness Permitholders										
Pompano Park Racing	0	0	0	0	0	0	0	0	0	0
TOTAL FOR ALL PERMITHOLDERS	\$11,878,341	\$15,897,333	\$14,793,925	\$19,837,996	\$13,185,104	\$43,156,126	\$54,192,580	\$18,367,641	\$35,462,861	\$32,693,516

CONTINUED ON NEXT PAGE

TOTAL INTERTRACK WAGERING HANDLE BY GUEST

Fiscal Year 2003/2004

HOST PERMITHOLDER

GUEST FACILITY	DANIA	MIAMI	SUMMER	SUMMERSPORT	CALDER	GULFSTREAM PARK	TAMPA BAY DOWNS	TROPICAL PARK	POMPANO PARK	TOTAL
Greyhound Permitholders										
Bet Miami Greyhounds	\$0	\$0	\$0	\$0	\$1,606,184	\$0	\$0	\$440,178	\$1,866,253	\$7,507,210
CCC Racing	0	0	0	0	7,678,479	0	19,207	177,768	821,563	\$16,942,092
Daytona Beach Kennel Club	476,744	573,697	573,637	310,617	5,207,472	2,145,372	2,231,387	1,425,219	2,239,788	\$26,279,793
Ebro Greyhound Track	251,207	0	0	175,805	1,785,228	969,585	249,668	429,385	0	\$8,393,555
Flagler Greyhound Track	0	0	0	0	2,837,071	1,761,893	0	1,076,417	3,778,314	\$28,777,415
Hollywood Greyhound Track	0	0	0	0	2,575,002	2,548,463	0	630,303	6,174,452	\$36,312,586
Jacksonville Kennel Club	348,853	386,652	412,481	268,204	692,336	522,435	316,058	215,170	537,861	\$28,023,422
Jefferson County Kennel Club	126,098	0	0	107,899	0	0	0	0	0	\$5,053,561
Melbourne Greyhound Park	715,066	817,845	789,702	482,182	7,402,466	3,006,713	3,425,886	1,882,593	918,077	\$27,219,761
Naples-Ft. Myers Greyhound Track	0	0	0	0	10,697,232	6,015,665	6,420,679	3,192,975	0	\$36,944,216
Orange Park Kennel Club	258,657	312,275	262,868	142,746	623,297	555,738	374,766	220,053	432,864	\$16,280,078
Palm Beach Kennel Club	1,047,507	1,521,902	1,385,180	587,658	33,839,588	26,422,029	3,645,427	11,801,111	5,571,025	\$101,383,178
Pensacola Greyhound Track	0	0	0	0	912,154	500,324	0	195,993	0	\$7,113,861
Sanford-Orlando Kennel Club	0	0	0	0	160,590	2,992,789	4,107,231	1,800,091	1,144,323	\$18,375,160
Sarasota Kennel Club	0	0	0	0	11,162,397	2,007,628	6,552,753	2,466,303	1,787,218	\$41,308,202
St. Johns Greyhound Park	114,067	397,201	443,013	84,215	8,548,458	2,876,675	4,128,843	2,412,037	2,095,375	\$34,268,024
St. Petersburg Kennel Club	459,480	1,661,713	1,506,486	281,934	14,908,538	2,073,287	9,341,460	4,245,005	2,406,554	\$64,126,995
Tampa Greyhound Track	407,614	1,129,972	1,287,935	350,616	9,610,455	1,111,887	5,986,649	2,539,659	2,099,700	\$44,025,441
Total Greyhound Permitholders	\$4,205,293	\$6,801,257	\$6,661,302	\$2,791,876	\$120,246,947	\$55,510,483	\$46,800,014	\$35,150,260	\$31,873,367	\$548,334,550
Jai Alai Permitholders										
Dania Jai Alai	\$0	\$1,383,693	\$509,416	\$0	\$1,416,466	\$2,126,639	\$0	\$408,034	\$4,971,820	\$10,816,068
Florida Jai Alai	1,637,819	1,516,120	1,744,175	1,089,648	20,710,714	5,590,533	9,148,437	4,688,045	6,134,910	\$52,260,401
Ft. Pierce Jai Alai	375,334	1,066,661	1,121,278	257,457	6,708,747	2,990,456	3,224,000	2,001,776	910,244	\$24,508,520
Miami Jai Alai	1,872,835	0	0	280,591	38,553	527,243	0	227,934	1,363,445	\$4,310,601
Ocala Jai Alai	120,893	696,328	664,687	86,149	3,704,916	900,130	1,145,798	905,454	511,856	\$14,023,109
Summer Jai Alai	774,791	0	0	1,305,156	967,246	0	0	22,570	1,241,676	\$4,311,439
Summersport Enterprises	0	290,503	1,165,751	0	2,393,936	0	0	643,880	2,579,271	\$7,073,341
Total Jai Alai Permitholders	\$4,781,672	\$4,953,305	\$5,205,307	\$3,019,001	\$35,940,578	\$12,135,001	\$13,518,235	\$8,897,693	\$17,713,222	\$117,303,479
Thoroughbred Permitholders										
Calder Race Course	\$0	\$0	\$0	\$0	\$0	\$0	\$323,682	\$0	\$0	\$323,682
Gulfstream Park	0	0	0	0	0	0	7,333,115	0	0	\$7,333,115
Ocala Breeders' Sales	0	0	0	0	8,556,912	3,866,274	4,466,036	3,242,143	645,089	\$21,699,427
Tampa Bay Downs	250,475	746,039	669,730	177,667	26,597,260	4,322,255	0	6,539,811	3,717,704	\$52,130,175
Tropical Park	0	0	0	0	0	0	1,184,672	0	0	\$1,184,672
Total Thoroughbred Permitholders	\$250,475	\$746,039	\$669,730	\$177,667	\$35,154,172	\$8,188,529	\$13,307,505	\$9,781,954	\$4,362,793	\$82,671,071
Harness Permitholders										
Pompano Park Racing	2,917,683	0	0	1,872,343	4,864,881	2,717,316	0	1,503,719	0	\$13,875,942
TOTAL FOR ALL PERMITHOLDERS	\$12,155,123	\$12,500,601	\$12,536,339	\$7,860,887	\$196,206,578	\$78,551,329	\$73,625,754	\$55,333,626	\$53,949,382	\$762,185,042

CONTINUED FROM PREVIOUS PAGE

FINANCIAL STATEMENTS

DEPARTMENT OF BUSINESS & PROFESSIONAL REGULATION
DIVISION OF PARI-MUTUEL WAGERING
Balance Sheet
Special Revenue Fund
For Fiscal Year Ending June 30, 2004

	2004	2003
ASSETS		
Cash	\$ 802,330.23	\$ 90,318.85
Cash with State Treasurer	1,188,497.13	1,011,133.06
Investments at cost	9,385,353.01	14,101,331.57
Accounts receivable	6,462.43	5,086.05
Allowance for uncollectibles	(3,792.56)	(4,110.89)
Interest receivable	21,641.62	57,676.97
Revenue receivable	324,494.95	986,860.59
Due from state funds	2,766,125.83	3,076,575.00
TOTAL ASSETS	\$ 14,491,112.64	\$ 19,324,871.20
 LIABILITIES & FUND EQUITY		
Liabilities:		
Accounts payable	\$ 136,539.39	\$ 100,767.02
Accrued salaries	184,604.80	149,812.14
Due to other funds	109.56	90,872.05
Due to other state agencies	76,520.20	61,281.34
Due to general revenue	848,396.31	901,527.44
Due to component unit	0.00	149,155.94
Deferred revenues	28,500.00	15,000.00
TOTAL LIABILITIES	\$ 1,274,670.26	\$ 1,468,415.93
 Fund Equity		
Unreserved	\$ 13,216,442.38	\$ 17,856,455.27
TOTAL FUND EQUITY	\$ 13,216,442.38	\$ 17,856,455.27
 TOTAL LIABILITIES & FUND EQUITY	 \$ 14,491,112.64	 \$ 19,324,871.20

The financial statements and accompanying notes are for informational purposes only.

DEPARTMENT OF BUSINESS AND PROFESSIONAL REGULATION
DIVISION OF PARI-MUTUEL WAGERING
Statement of Revenues, Expenditures & Changes in Fund Balance - Budget & Actual
Special Revenue Fund
For Fiscal Year Ending June 30, 2004

PARI-MUTUEL WAGERING TRUST FUND

	BEGINNING BUDGET	FINAL BUDGET	2004 ACTUAL	VARIANCE	2003 ACTUAL
REVENUES					
Fees, charges, commissions and sales	\$ 5,620,424.00	\$ 5,617,106.00	\$ 4,587,178.13	\$ (1,029,927.87)	\$ 4,417,589.17
Licenses and permits	887,052.00	886,528.00	723,977.90	(162,550.10)	650,264.99
Taxes	31,756,167.00	31,737,414.00	25,918,180.57	(5,819,233.43)	27,327,410.35
Fines, forfeits, judgments and settlements	39,318.00	39,295.00	32,090.00	(7,205.00)	37,255.00
Interest and dividends, net	418,262.00	418,015.00	341,369.52	(76,645.48)	541,153.24
Transfers in	0.00	0.00	0.00	0.00	167,377.12
Miscellaneous receipts	17,011.00	17,000.00	13,883.53	(3,116.47)	3,726.73
TOTAL REVENUES	\$ 38,738,234.00	\$ 38,715,358.00	\$ 31,616,679.65	\$ (7,098,678.35)	\$ 33,144,776.60
EXPENDITURES					
CURRENT OPERATING					
Salaries	\$ 3,055,229.00	\$ 3,102,983.00	\$ 3,058,989.59	\$ 43,993.41	\$ 2,934,980.83
Other personal services	2,035,666.00	2,240,666.00	2,195,024.78	45,641.22	1,747,747.04
Other operating expenditures	671,142.00	667,142.00	511,867.94	155,274.06	487,752.50
Risk management	430,134.00	430,134.00	430,134.00	0.00	535,574.00
EDP-Samas user charges	0.00	0.00	0.00	0.00	76,643.93
Data processing	296,476.00	296,476.00	158,256.45	138,219.55	174,089.87
G&A/State university system	300,000.00	300,000.00	300,000.00	0.00	300,000.00
Regulation of PMW industry	167,959.00	17,959.00	0.00	17,959.00	167,959.00
Tax collection/equalization	60,725.00	5,725.00	0.00	5,725.00	60,725.00
PMW lab services	2,040,000.00	2,040,000.00	2,040,000.00	0.00	1,950,000.00
Technology solutions	232,422.00	232,422.00	226,345.00	6,077.00	75,463.00
Tr/DMS/HR SVCS/STW contract	57,715.00	57,715.00	42,541.97	15,173.03	7,080.95
Cardroom tax distribution	46,790.00	46,790.00	34,590.46	12,199.54	35,472.20
OPERATING CAPITAL OUTLAY	18,032.00	19,032.00	14,399.92	4,632.08	13,954.14
Acquisition of motor vehicles	24,802.00	27,802.00	27,650.00	152.00	28,858.00
Assessment for fingerprinting	329,000.00	354,000.00	328,686.00	25,314.00	241,917.00
Service charge to general revenue	2,800,000.00	2,800,000.00	2,306,468.51	493,531.49	2,396,571.26
Refunds	882,540.00	882,540.00	3,616.00	878,924.00	7,149.86
Transfers to other funds	1,697,894.00	1,602,264.00	1,661,395.92	(59,131.92)	1,354,615.28
Transfers to general revenue	23,591,708.00	23,591,708.00	22,916,726.00	674,982.00	17,001,581.59
TOTAL EXPENDITURES	\$ 38,738,234.00	\$ 38,715,358.00	\$ 36,256,692.54	\$ 2,458,665.46	\$ 29,598,135.45
EXCESS (DEFICIENCY) OF REVENUES OVER (UNDER) EXPENDITURES	0.00	0.00	(4,640,012.89)	(4,640,012.89)	3,546,641.15
FUND BALANCE JULY 1, 2003	0.00	0.00	17,856,455.27	17,856,455.27	14,309,814.12
FUND BALANCE JUNE 30, 2004	\$ 0.00	\$ 0.00	\$ 13,216,442.38	\$ 13,216,442.38	\$ 17,856,455.27
	(1)	(1)	(1)		

(1) Does not include budget of \$30,000,000 for category 190000 investments. Actual expenditures for category 190000 were closed into the investment account.

The financial statements and accompanying notes are for informational purposes only.

Department of Business and Professional Regulation
Division of Pari-Mutuel Wagering
Notes to Financial Statements
June 30, 2004

1. Summary of Significant Accounting Policies

Responsibility for both the accuracy of the presented data and the completeness and fairness of the presentation, including all disclosures, rests with the division, except for the financial statements and additional information, which are the responsibility of the Bureau of Accounting, Department of Business and Professional Regulation. The accounting policies of the division conform to generally accepted accounting principles as applicable to governments. The most significant of the division's accounting policies follow:

Reporting Entity – The Department of Business and Professional Regulation is a component unit within the State of Florida reporting entity which consists of: the state's legislative agencies; the governor and cabinet; the state departments, commissions, and boards of the executive branch; and the various offices relating to the judicial branch of state government.

The Division of Pari-Mutuel Wagering is a regulatory division of the Department of Business and Professional Regulation. It is charged with supervision of the pari-mutuel cardrooms in addition to supervision of the making of pari-mutuel pools and wagers and their distribution, as described under Chapter 550 and 849, Florida Statutes.

Fund Accounting – The division uses funds and account groups to report on its financial position and the results of its operations. Fund accounting is designed to demonstrate legal compliance and to aid financial management by segregating transactions related to certain government functions or activities.

A fund is a separate accounting entity with a self-balancing set of accounts. An account group, on the other hand, is a financial reporting device designed to provide accountability for certain assets and liabilities that are not recorded in the funds because they do not directly affect net expendable available financial resources. The following fund types and account groups are used to record transactions relating to the division's activities:

Governmental Fund Types

- Special revenue funds are used to account for the proceeds of specific revenue sources that are legally restricted to expenditures for specified purposes.

Fiduciary Fund Types

- Agency funds account for the assets held by the division for others. These are custodial in nature (assets equal liabilities) and do not involve measurement of operations.

Account Groups

- The general fixed asset account group is used to maintain accounting control for general fixed assets.
- The general long-term debt account group is used to maintain accounting control for long-term obligations of governmental fund types not paid with current resources.

Basis of Accounting – Basis of accounting refers to revenues and expenditures or expenses recognized in the accounts and reported in the financial statements. Basis of accounting relates to the timing of the measurements made, regardless of the measurement focus applied.

The division's accounting records for all governmental fund types and agency funds are maintained on the modified accrual basis. Under the modified accrual basis of accounting, revenues are recognized when susceptible to accrual (i.e., when they become both measurable and available). "Measurable" is defined as the amount of the transaction that can be determined, and "available" is defined as collectible within the current period, or soon enough thereafter, to be used to pay the liabilities of the current period. Significant revenues considered susceptible to accrual include pari-mutuel fees and taxes. Expenditures are recorded when the related fund liability is incurred.

Department of Business and Professional Regulation
Division of Pari-Mutuel Wagering
Notes to Financial Statements
June 30, 2004

Summary of Significant Account Policies (Continued)

Budgets – The department follows statutory procedures in the adoption, amendment, and reporting of budgets and budgetary data:

- A. Budgets are to be prepared and submitted to the Legislature and Executive Office of the Governor on an annual basis in the form and manner prescribed by Chapter 216, F.S. Prior to June 30, the budget legally enacted through passage of a law.
- B. Budgetary information is integrated into the department's accounting system. Monthly budget reports are furnished to division directors to assure compliance with budgets as authorized by the State Legislature. Releases of the budget are authorized by the Executive Office of the Governor as a further budgetary control.
- C. Limited transfers of expenditure authority may be made by the agency head. Transfers in excess of the limitations established by Section 216.292(2), F.S., must be approved by the Administrative Commission.
- D. Pursuant to Chapter 216, F.S., annual appropriations to the department are to be used to fund (a) authorized expenditures incurred during the current fiscal year, (b) encumbrances outstanding at year-end approved for liquidation in the subsequent year, and (c) legal, due and unpaid obligations relating to prior year appropriations which have lapsed.

Encumbrances – Encumbrance accounting, under which purchase orders and other commitments for the expenditure of monies are recorded in order to reserve that portion of the applicable appropriation, is employed as an extension of formal budgetary integrations in the special Revenue Funds. Encumbrances outstanding at year-end are reported as reservations of fund balances since they do not constitute expenditures or liabilities. Encumbrances outstanding as of June 30, do not lapse and are considered payable by December 31, from the June 30, budget.

Investments – Investments are stated at historical cost.

Short-Term Interfund Receivables/Payables – During the course of operations, numerous transactions occur between individual funds for goods provided or services rendered. These receivables and payables are classified as "due from other funds" on the balance sheet.

Accounts Receivable – The amount shown as Allowance for Uncollectables in the Pari-Mutuel Collection is uncollected checks.

Fixed Assets – Fixed assets purchased in the governmental fund types are recorded as expenditures (capital outlay) at the time of purchase. Such assets are recorded at cost in the General Fixed Assets Account Group. Depreciation is not recorded in the General Fixed Assets Account Group.

Liability for Compensated Absences – Employees earn the right to be compensated during absences for vacation and illness. Within the limits established by the law or rule, unused leave benefits will be paid to employees upon separation from state service. The liability for compensated absences has been recorded in the General Long-Term Debt Account Group.

Fund Equity – Reserves for encumbrances segregate a portion of fund equity committed for a specific future use. In accordance with Section 550.135, F.S., the Pari-Mutuel Wagering Trust Fund does not maintain fund equity in excess of \$3.5 million. Funds in excess of this amount are transferred to the General Revenue Fund of the State of Florida.

**Department of Business and Professional Regulation
Division of Pari-Mutuel Wagering
Notes to Financial Statements
June 30, 2004**

Summary of Significant Accounting Policies (Concluded)

2. Cash and Investments

Cash is maintained in the State Treasury. The financial institution used, the compensating balances, and the security requirements are all the responsibility of the State Treasurer. Idle funds of Special Revenue Funds were deposited with the State Treasurer for investment in accordance with Section 215.535, F.S. Deposits are not recorded as expenditures of the funds. Earnings from investments in excess of service made are recorded as revenues. Investments of money placed with the State Treasurer's Office are made on a pooled basis, and the State Treasurer's Office has not identified or reported the market value of these investments as of the date of this report. Management considers all cash and investments to be fully insured.

3. Fixed Assets

Changes in general fixed assets during the year are summarized below:

GENERAL FIXED ASSETS	<u>June 30, 2003</u>	<u>Additions and Adjustments*</u>	<u>Retirements</u>	<u>June 30, 2004</u>
Automobiles	\$ 175,369.00	\$ 28,433.00	\$ 12,038.00	\$ 191,764.00
Furniture & Equipment	<u>342,307.71</u>	<u>14,399.92</u>	<u>74,158.79</u>	<u>282,548.84</u>
Total General Fixed Assets	<u>\$ 517,676.71</u>	<u>\$ 42,832.92</u>	<u>\$ 86,196.79</u>	<u>\$ 474,312.84</u>

DEPRECIATION	<u>June 30, 2003</u>	<u>Additions and Adjustments*</u>	<u>Retirements</u>	<u>June 30, 2004</u>
Automobiles	\$ 101,375.63	\$ 18,505.49	\$ 8,497.81	\$ 111,383.31
Furniture & Equipment	<u>105,144.88</u>	<u>197,459.27</u>	<u>74,158.79</u>	<u>228,445.36</u>
Total General Fixed Assets	<u>\$ 206,520.51</u>	<u>\$ 215,964.76</u>	<u>\$ 82,656.60</u>	<u>\$ 339,828.67</u>

*Adjustment was made to update beginning balance.

4. General Long-Term Debt

The Division of Pari-Mutuel Wagering has no long-term debt.

Compensated Absences: The total liability for the division is \$424,611.09

5. Fines

In accordance with Section 550.241, F.S., it is a violation for a person to administer, or cause to be administered, any drug, medication, stimulant, depressant or other type of drug-masking agent to an animal which will result in a positive test for such substance taken immediately prior to or subsequent to the racing of that animal. Rules have been promulgated which identify specific instances where the statute should be implemented. They have been adopted by the division and enforced by the Office of Investigations.

6. Retirement Plans

Pursuant to law, all officers and salaried employees, are member of defined retirement plans, which are administered by the Department of Administration, Division of Retirement. These retirement systems consist of both contributory and noncontributory benefit plans. The plans provide for retirement, death, and disability benefits, as well as requiring contributions by employees and/or participating agencies at stated percentages of compensation as determined by the State Legislature.

PARI-MUTUEL STATUTE MATRIX

STATUTE TOPIC	GREYHOUND	JAI ALAI	THOROUGHBRED	HARNESS	QUARTER HORSE
FEES					
Daily License Fees On Live / On-track Handle	\$80 per race. 550.0951(1)(a)	\$40 per game. 550.0951(1)(a)	\$100 per race. 550.0951(1)(a)	\$100 per race. 550.0951(1)(a)	\$100 per race. 550.0951(1)(a)
Daily License Fees On Simulcast Handle	\$80 per race, but not to exceed \$500 per day. 550.0951(1)(a)	\$40 per game, but not to exceed \$500 per day. 550.0951(1)(a)	\$100 per race, but not to exceed \$500 per day. 550.0951(1)(a)	\$100 per race, but not to exceed \$500 per day. 550.0951(1)(a)	\$100 per race, but not to exceed \$500 per day. 550.0951(1)(a)
Cardroom Table Fees	Annual fee for each facility is \$1,000 for the first table and \$500 for each additional table to be operated at the cardroom. 849.086(5)(d)	Annual fee for each facility is \$1,000 for the first table and \$500 for each additional table to be operated at the cardroom. 849.086(5)(d)	Annual fee for each facility is \$1,000 for the first table and \$500 for each additional table to be operated at the cardroom. 849.086(5)(d)	Annual fee for each facility is \$1,000 for the first table and \$500 for each additional table to be operated at the cardroom. 849.086(5)(d)	Annual fee for each facility is \$1,000 for the first table and \$500 for each additional table to be operated at the cardroom. 849.086(5)(d)
TAXES					
Tax On Admissions	<p>15% of admission charge, or 10 cents, whichever is greater, for entrance to facility and grandstand. 550.0951(2)(a)</p> <p>No tax is imposed on free passes or complimentary cards. 550.0951(2)(b) and (c)</p> <p>15% of admission charge, or 10 cents, whichever is greater, for entrance to the cardroom. This tax only applies if a separate admission fee is charged for entry into the cardroom facility. If a single admission fee is charged allowing entry to both or either the pari-mutuel facility and the cardroom facility, the tax is payable only once and shall be payable pursuant to Chapter 550. 849.086(13)(b)</p>	<p>15% of admission charge, or 10 cents, whichever is greater, for entrance to facility and grandstand. 550.0951(2)(a)</p> <p>No tax is imposed on free passes or complimentary cards. 550.0951(2)(b) and (c)</p> <p>15% of admission charge, or 10 cents, whichever is greater, for entrance to the cardroom. This tax only applies if a separate admission fee is charged for entry into the cardroom facility. If a single admission fee is charged allowing entry to both or either the pari-mutuel facility and the cardroom facility, the tax is payable only once and shall be payable pursuant to Chapter 550. 849.086(13)(b)</p>	<p>15% of admission charge, or 10 cents, whichever is greater, for entrance to facility and grandstand. 550.0951(2)(a)</p> <p>No tax is imposed on free passes or complimentary cards. 550.0951(2)(b) and (c)</p> <p>15% of admission charge, or 10 cents, whichever is greater, for entrance to the cardroom. This tax only applies if a separate admission fee is charged for entry into the cardroom facility. If a single admission fee is charged allowing entry to both or either the pari-mutuel facility and the cardroom facility, the tax is payable only once and shall be payable pursuant to Chapter 550. 849.086(13)(b)</p>	<p>15% of admission charge, or 10 cents, whichever is greater, for entrance to facility and grandstand. 550.0951(2)(a)</p> <p>No tax is imposed on free passes or complimentary cards. 550.0951(2)(b) and (c)</p> <p>15% of admission charge, or 10 cents, whichever is greater, for entrance to the cardroom. This tax only applies if a separate admission fee is charged for entry into the cardroom facility. If a single admission fee is charged allowing entry to both or either the pari-mutuel facility and the cardroom facility, the tax is payable only once and shall be payable pursuant to Chapter 550. 849.086(13)(b)</p>	<p>15% of admission charge, or 10 cents, whichever is greater, for entrance to facility and grandstand. 550.0951(2)(a)</p> <p>No tax is imposed on free passes or complimentary cards. 550.0951(2)(b) and (c)</p> <p>15% of admission charge, or 10 cents, whichever is greater, for entrance to the cardroom. This tax only applies if a separate admission fee is charged for entry into the cardroom facility. If a single admission fee is charged allowing entry to both or either the pari-mutuel facility and the cardroom facility, the tax is payable only once and shall be payable pursuant to Chapter 550. 849.086(13)(b)</p>
Tax On Cardroom Gross Receipts	Each cardroom operator shall pay a tax to the state of 10% of the cardroom operation's monthly gross receipts. 849.086(13)(a)	Each cardroom operator shall pay a tax to the state of 10% of the cardroom operation's monthly gross receipts. 849.086(13)(a)	Each cardroom operator shall pay a tax to the state of 10% of the cardroom operation's monthly gross receipts. 849.086(13)(a)	Each cardroom operator shall pay a tax to the state of 10% of the cardroom operation's monthly gross receipts. 849.086(13)(a)	Each cardroom operator shall pay a tax to the state of 10% of the cardroom operation's monthly gross receipts. 849.086(13)(a)
Tax On Live / On-track Handle	5.5% of handle, and 7.6% of handle on charity/scholarship performances. 550.0951(3)(b)1.	Effective July 1, 2000, a permit holder may not be taxed at a higher rate than 2%. 550.0951(3)(d)	0.5% of handle. 550.09515(2)(a)	0.5% of handle. 550.09512(2)(a)	1% of handle. 550.0951(3)(a)

Note: Matrix represents a summary of 2003 Statutes. Please refer to the cite noted by statutory topic for specific language governing pari-mutuel wagering.

STATUTE TOPIC	GREYHOUND	JAI ALAI	THOROUGHBRED	HARNESS	QUARTER HORSE
Tax On Intertrack Wagering Handle	<p>5.5% of handle; 7.6% for market area guests during charity/scholarship performances. <u>550.0951(3)(b)1. and 550.0951(3)(c)1.</u></p> <p>0.5% of handle, if the guest is located outside market area of host and within market area of thoroughbred track conducting a live meet. <u>550.0951(3)(c)1.</u></p> <p>3.9% of handle, for permitholders located in an area of the state where there are only 3 greyhound permitholders, located in 3 contiguous counties. <u>550.0951(3)(c)2.</u></p> <p>3.9% of handle, for greyhound permitholders located in the same market area as specified in 550.615(6) or (9). <u>550.0951(3)(c)2.</u></p>	<p>7.1% of handle. <u>550.0951(3)(c)1.</u></p> <p>0.5% of handle, if the guest is located outside market area of host and within market area of thoroughbred track conducting a live meet. <u>550.0951(3)(c)1.</u></p> <p>3.3% of handle, if permitholder restricted from operating live on a year-round basis, and tax paid on intertrack handle exceeds that paid during 92/93 State Fiscal Year. <u>550.09511(3)(a)</u></p> <p>6.1% of handle, for jai alai permitholders located in the market area as specified in 550.615(6) or (9), until the tax paid on intertrack handle in the current state fiscal year exceeds that paid during 92/93 State Fiscal Year then tax on handle is 2.3%. <u>550.0951(3)(c)2.</u></p>	<p>2% of handle. <u>550.0951(3)(c)1.</u></p> <p>0.5% of handle, if host and guest are thoroughbred permitholders or if the guest is located outside market area of host and within market area of thoroughbred track conducting a live meet. <u>550.0951(3)(c)1.</u></p>	<p>3.3% of handle. <u>550.0951(3)(c)1.</u></p> <p>0.5% of handle, if the guest is located outside market area of host and within market area of thoroughbred track conducting a live meet. <u>550.0951(3)(c)1.</u></p>	<p>2% of handle. <u>550.0951(3)(c)1.</u></p> <p>0.5% of handle, if the guest is located outside market area of host and within market area of thoroughbred track conducting a live meet. <u>550.0951(3)(c)1.</u></p>
Tax On Simulcast Handle	<p>Allows permitholders to receive greyhound races from out-of-state, and are subject to taxation under 550.0951 and 550.09511. <u>550.3551(4)</u></p>	<p>Allows permitholders to receive jai alai games from out-of-state, and are subject to taxation under 550.0951 and 550.09511. <u>550.3551(4)</u></p>	<p>Allows permitholders to receive horse races from out-of-state, and are subject to taxation under 550.0951, 550.09512, and 550.09515. <u>550.3551(3) through 550.3551(3)(c)</u></p>	<p>Allows permitholders to receive horse races from out-of-state, and are subject to taxation under 550.0951, 550.09512, and 550.09515. <u>550.3551(3) through 550.3551(3)(c)</u></p>	<p>Allows permitholders to receive horse races from out-of-state, and are subject to taxation under 550.0951, 550.09512, and 550.09515. <u>550.3551(3) through 550.3551(3)(c)</u></p>
Tax On Intertrack Simulcast Handle	<p>5.5% of handle. <u>550.0951(3)(b)1 and 550.0951(3)(c)1</u></p> <p>0.5% of handle, if the guest is located outside market area of host and within market area of thoroughbred track conducting a live meet. <u>550.0951(3)(c)1.</u></p> <p>3.9% of handle, for permitholders located in an area of the state where there are only 3 greyhound permitholders, located in 3 contiguous counties. <u>550.0951(3)(c)2.</u></p> <p>3.9% of handle, for greyhound permitholders located in the same market area as specified in 550.615(6) or (9). <u>550.0951(3)(c)2.</u></p>	<p>7.1% of handle. <u>550.0951(3)(b)2</u></p> <p>0.5% of handle, if the guest is located outside market area of host and within market area of thoroughbred track conducting a live meet. <u>550.0951(3)(c)1.</u></p> <p>3.3% of handle, if permitholder restricted from operating live on a year-round basis, and tax paid on intertrack handle exceeds that paid during 92/93 State Fiscal Year. <u>550.09511(3)(a)</u></p> <p>6.1% of handle, for jai alai permitholders located in the market area as specified in 550.615(6) or (9), until the tax paid on intertrack handle in the current state fiscal year exceeds that paid during 92/93 State Fiscal Year then tax on handle is 2.3%. <u>550.0951(3)(c)2.</u></p>	<p>2.4% of handle. <u>550.0951(3)(c)1. and 550.09515(5)</u></p> <p>0.5% of handle, if host and guest are thoroughbred permitholders, or if the guest is located outside market area of host and within market area of thoroughbred track conducting a live meet. <u>550.0951(3)(c)1.</u></p> <p>0.5% of handle, if guest track is a thoroughbred track located more than 35 miles from host track. <u>550.09515(5)</u></p>	<p>1.5% of handle. <u>550.0951(3)(c)1.</u></p> <p>0.5% of handle, if the guest is located outside market area of host and within market area of thoroughbred track conducting a live meet. <u>550.0951(3)(c)1.</u></p>	<p>2.4% of handle. <u>550.0951(3)(c)1. and 550.09515(5)</u></p> <p>0.5% of handle, if the guest is located outside market area of host and within market area of thoroughbred track conducting a live meet. <u>550.0951(3)(c)1.</u></p>

Note: Matrix represents a summary of 2003 Statutes. Please refer to the cite noted by statutory topic for specific language governing pari-mutuel wagering.

STATUTE TOPIC	GREYHOUND	JAI ALAI	THOROUGHBRED	HARNESS	QUARTER HORSE
PAYMENT TO GUESTS					
Intertrack Wagering Handle	5% of handle. <u>550.6305(1)</u>	5% of handle. <u>550.6305(1)</u>	7% of handle. <u>550.6305(1)</u>	5% of handle. <u>550.6305(1)</u> May reduce purses by 50% of supplemental amount paid to the guest track, not to exceed 1% of intertrack wagers in current meet pursuant to 550.615. <u>550.6345</u>	7% of handle. <u>550.6305(1)</u>
Intertrack Simulcast Handle			One-third of net proceeds. <u>550.6305(9)(b)1.</u>	One-third of net proceeds. <u>550.6305(9)(e)2.</u>	
PURSES / PLAYERS' AWARDS					
Live / On-track Handle	<p>Permitholders pay purses on live handle during its current meet at a rate not less than what was paid during the 1993/94 State Fiscal Year. <u>550.09514(2)(a)</u></p> <p>Permitholders pay an annual amount equal to 75% of the daily license fee paid for the 1994/95 State Fiscal Year. However, two greyhound permitholders located as specified in 550.615(6), an aggregate amount of the 75% shall be paid. <u>550.09514(2)(b)</u></p> <p>Permitholders pay an amount equal to one-third of the tax reduction as a result of the reduced tax rates provided by the amendment to 550.0951(3). <u>550.09514(2)(e)</u></p>		<p>A minimum of 7.75% of handle plus: 0.625% from Jan. 3–March 16 0.225% from March 17–May 22 0.85% from May 23–Jan. 2 Any permitholder whose total live handle during the 1991/92 State Fiscal Year was not greater than \$34 million is exempt from the additional purse payment. <u>550.2625(2)(a)</u></p> <p>2% of handle on exotic wagers may be withheld for overnight purses. No permitholder may withhold in excess of 20% from the handle without withholding the amounts set forth in this subsection. <u>550.2625(2)(a)</u></p>	An amount not less than 8.25% of handle, with 7.75% paid as purses and not more than 0.5% for medical, dental, surgical, life, funeral, or disability insurance benefits for occupational licensees working at the tracks. <u>550.2625(2)(b)1., and 550.2625(2)(b)2.</u>	6% of handle. <u>550.2625(2)(c)</u>

Note: Matrix represents a summary of 2003 Statutes. Please refer to the cite noted by statutory topic for specific language governing pari-mutuel wagering.

STATUTE TOPIC	GREYHOUND	JAI ALAI	THOROUGHBRED	HARNESS	QUARTER HORSE
<p>Intertrack Wagering Handle</p>	<p>Permitholders conducting 3 or more live performances weekly pay purses in that week on:</p> <ol style="list-style-type: none"> 1. Wagers it accepts as a guest on greyhound races at the same rate paid on live races. 2. On wagers accepted at a dark market area guest at the same rate paid on live races. 550.09514(2)(c)1. <p>If host and guest are not market area greyhound permitholders, an amount equal to the tax reduction applicable to guest handle by the amendment to 550.0951(3), shall be distributed to the guest track. One-third of which shall be paid as purses.</p> <p>-----</p> <p>If the guest is a greyhound permitholder within the market area, or the host or guest is not a greyhound permitholder, the host track retains the amount equal to the tax reduction of the applicable guest handle. One-third of which is paid as purses at the host track. 550.09514(2)(e)</p> <p>Host permitholders shall pay purses on intertrack broadcasts of greyhound races to guests outside its market area, an amount equal to one quarter of an amount determined by adding the fees received for simulcast races, plus 3% of intertrack handle from guests located outside its market area and paid fees to host for broadcasts. 550.09514(2)(c)2.</p>		<p>7% of handle, permitholder may hold 0.5% of this amount to supplement the awards program for owners of Florida-bred horses. 550.625(1)</p> <p>If host and guest are thoroughbred permitholders and guest track accepts wagers during its current meet, one-third of guest payment shall be paid as purses during its current meet. In addition, 2% of guest handle shall be remitted by host, to guest and deducted from required purse amount paid by host. 550.6305(1)(a)</p> <p>Wagering accepted at any guest track, including a thoroughbred guest track, located within 25 miles of another dark thoroughbred permitholder, the host shall pay the thoroughbred permitholder 2% of intertrack handle on all such guests, including guest thoroughbred, which amount is deducted from purses paid by host track. This amount is used by thoroughbred permitholder for purses during its next meet. 550.6305(1)(b)</p>	<p>7% of handle. 550.625(1)</p> <p>Permitholder may pay guests an additional percentage in addition to that authorized in 550.6305. Permitholder may reduce purse amount by 50% of the supplemental amount paid to the guest, but the total reduction may not exceed 1% of the intertrack wagers placed on the regular on-track program during the current meet pursuant to 550.615. 550.6345</p>	<p>7% of handle, permitholder may hold 0.5% of this amount to supplement the awards program for owners of Florida-bred horses. 550.625(1)</p>
<p>Simulcast Handle</p>	<p>Permitholders conducting 3 or more live performances weekly shall pay purses in that week on wagers it accepts as a guest track on simulcast greyhound races at the same rate paid on live races. 550.09514(2)(c)1.</p> <p>Host permitholders shall pay purses on broadcasts of greyhound races to guests outside its market area, an amount equal to one quarter of an amount determined by adding the fees received for simulcast races, plus 3% of intertrack handle from guests located outside its market area and paid fees to host for broadcasts. 550.09514(2)(c)2.</p> <p>Permitholders pay an amount equal to one-third of the tax reduction as a result of the reduced tax rates provided by the amendment to 550.0951(3). 550.09514(2)(e)</p>				

Note: Matrix represents a summary of 2003 Statutes. Please refer to the cite noted by statutory topic for specific language governing pari-mutuel wagering.

STATUTE TOPIC	GREYHOUND	JAI ALAI	THOROUGHBRED	HARNESS	QUARTER HORSE
Intertrack Simulcast Handle	<p>Host permitholders shall pay purses on intertrack broadcasts of greyhound races to guests outside its market area, an amount equal to one quarter of an amount determined by adding the fees received for simulcast races, plus 3% of intertrack handle from guests located outside its market area and paid fees to host for broadcasts. <u>550.09514(2)(c)2.</u></p> <p>If host and guest are not market area greyhound permitholders, an amount equal to the tax reduction applicable to guest handle by the amendment to 550.0951(3), shall be distributed to the guest track. One-third of which shall be paid as purses.</p> <p>-----</p> <p>If the guest is a greyhound permitholder within the market area, or the host or guest is not a greyhound permitholder, the host track retains the amount equal to the tax reduction of the applicable guest handle. One-third of which is paid as purses at the host track. <u>550.09514(2)(e)</u></p>		<p>One-third of net proceeds. <u>550.6305(9)(b)3.</u></p> <p>Permitholders located in any area where there are only 2 permitholders, 1 greyhound and 1 jai alai, may accept wagers on the rebroadcast of out-of-state thoroughbred races from a Florida thoroughbred permitholder, and be exempt from provisions in paragraph (b) if the thoroughbred permitholder located as specified is conducting live races and simulcast races from out of state. The guest permitholder is entitled to 45% of the net proceeds on wagers accepted at the guest facility. The host shall retain half of the remaining proceeds, and the other half shall be paid by the host as purses at the host facility. <u>550.6305(9)(d)</u></p> <p>If guest is a thoroughbred track located more than 35 miles from host track. The host track shall pay to guest track 1.9% of handle to be used for purses. <u>550.09515(5)</u></p>	<p>One-third of net proceeds. <u>550.6305(9)(e)4.</u></p> <p>Any harness permitholder accepting out-of-state harness broadcasts, and not conducting live races, must make available the out-of-state signal to all permitholders eligible to conduct intertrack wagering. Guests located as specified in 550.615(6) and 550.6305(9)(d) receive 50% of the net proceeds on harness wagers they accept. The harness permitholder is required to pay 50% of the net income into its purse account. <u>550.3551(6)(b)</u></p>	
Cardrooms	<p>4% of monthly cardroom gross receipts must be utilized to supplement purses, during the next ensuing meet. <u>849.086(13)(d)</u></p>	<p>4% of monthly cardroom gross receipts must be utilized to supplement prize money, during the next ensuing meet. <u>849.086(13)(d)</u></p>	<p>50% of monthly cardroom net proceeds as follows: 47% for purses and 3% for breeders' awards during the next ensuing meet. <u>849.086(13)(d)</u></p>	<p>50% of monthly cardroom net proceeds as follows: 47% for purses and 3% for breeders' awards during the next ensuing meet. <u>849.086(13)(d)</u></p>	
OWNERS' AWARDS					
Live / On-track Handle			<p>1% of handle on exotic wagers may be withheld for owners' awards. No permitholder may withhold in excess of 20% from handle without withholding amounts set forth in this subsection. <u>550.2625(2)(a)</u></p>		
Intertrack, Simulcast, and Intertrack Simulcast Handle			<p>8.5% of purse account from intertrack wagering & interstate simulcasting are used for owners' awards as set forth in Section 550.2625(3). <u>550.2625(2)(e)</u></p>		

Note: Matrix represents a summary of 2003 Statutes. Please refer to the cite noted by statutory topic for specific language governing pari-mutuel wagering.

STATUTE TOPIC	GREYHOUND	JAI ALAI	THOROUGHBRED	HARNESS	QUARTER HORSE
BREEDERS' & STALLION AWARDS					
Live / On-track Handle			0.955% of handle, paid to Florida Thoroughbred Breeders' Association (FTBA). <u>550.26165(1) and 550.2625(3)</u>		1% of total handle is paid to Florida Quarter Horse Breeders' & Owners' Association (FQHBOA) <u>550.2625(5)(a)</u> 1% of Appaloosa handle is paid to Florida Appaloosa Racing Promotion Fund. <u>550.2625(7)(a) and (b)</u> 1% of Arabian handle is paid to Florida Arabian Racing Promotion Fund. <u>550.2625(8)(a) and (b)</u>
Intertrack Wagering Handle			0.955% of handle, paid to Florida Thoroughbred Breeders' Association (FTBA). <u>550.26165(1) and 550.2625(3)</u>	1% of handle, paid to Florida Standardbred Breeders' & Owners' Association (FSBOA). <u>550.26165(1) and 550.625(2)(b)</u>	1% of handle, paid to Florida Quarter Horse Breeders' & Owners' Association. <u>550.26165(1) and 550.625(2)(c)</u>
Simulcast Handle			0.955% of handle, paid to Florida Thoroughbred Breeders' Association (FTBA). <u>550.26165(1) and 550.2625(3)</u> For live Florida races exported pursuant to 550.3551(2), the host track is required to pay 3.475% of the gross revenue to FTBA. <u>550.2625(3)</u>		
Intertrack Simulcast Handle			0.955% of handle, paid to Florida Thoroughbred Breeders' Association (FTBA). <u>550.26165(1) and 550.2625(3)</u>	1% of handle, paid to Florida Standardbred Breeders' & Owners' Association (FSBOA). <u>550.6305(9)(e)1.</u> 0.9% of all wagering proceeds on broadcasts is paid to FSBOA. <u>550.3551(6)(b)</u>	
Cardrooms			50% of monthly cardroom net proceeds as follows: 47% for purses and 3% for breeders' awards during the next ensuing meet. <u>849.086(13)(d)</u>	50% of monthly cardroom net proceeds as follows: 47% for purses and 3% for breeders' awards during the next ensuing meet. <u>849.086(13)(d)</u>	
OUTS (ESCHEATS)					
Live / On-track Handle	State of Florida. <u>550.1645(2)</u>	State of Florida. <u>550.1645(2)</u>	Retained by permitholder. <u>550.2633(3)</u>	Paid to Florida Standardbred Breeders' and Owners' Association (FSBOA). <u>550.26165(1) and 550.2633(2)(a)</u>	Paid to Florida Quarter Horse Breeders' and Owners Association (FQHBOA). <u>550.26165(1) and 550.2633(2)(b)</u> Escheats from Arabian races are paid to Florida Arabian Horse Racing Promotion Fund. <u>550.2633(2)(c)</u>
Intertrack Wagering Handle	Retained by permitholder. <u>550.6325</u>	Retained by permitholder. <u>550.6325</u>	Retained by permitholder. <u>550.6325</u>	Retained by permitholder. <u>550.6325</u>	Retained by permitholder. <u>550.6325</u>
Simulcast Handle	Retained by permitholder. <u>550.3551(4) and (11)</u>	Retained by permitholder. <u>550.3551(4) and (11)</u>	Retained by permitholder. <u>550.3551(3)(c)</u>	Retained by permitholder. <u>550.3551(3)(c)</u>	Retained by permitholder. <u>550.3551(3)(c)</u>

Note: Matrix represents a summary of 2003 Statutes. Please refer to the cite noted by statutory topic for specific language governing pari-mutuel wagering.

STATUTE TOPIC	GREYHOUND	JAI ALAI	THOROUGHBRED	HARNESS	QUARTER HORSE
BREAKS					
Live / On-track Handle	Retained by permitholder. <u>550.0951(4)</u>	To players as awards. <u>550.09511(2)(f)</u>	Retained by permitholder. <u>550.2633(3)</u>	Paid to Florida Standardbred Breeders' & Owners' Association (FSBOA). <u>550.26165(1) and 550.2625(4)</u>	Paid to Florida Quarter Horse Breeders' & Owners' Association (FQHBOA). <u>550.26165(1) and 550.2625(5)(a)</u> Appaloosa and Arabian breaks are paid to Florida Appaloosa Racing Promotion Fund and Florida Arabian Racing Promotion Fund. <u>550.2625(7)(a) & (b), and 550.2625(8)(a) & (b)</u>
Intertrack Wagering Handle	Retained by permitholder. <u>550.6325</u>	Retained by permitholder. <u>550.6325</u>	Retained by permitholder. <u>550.6325</u>	Retained by permitholder. <u>550.6325</u>	Retained by permitholder. <u>550.6325</u>
Simulcast Handle	Retained by permitholder. <u>550.3551(4) and (11)</u>	Retained by permitholder. <u>550.3551(4) and (11)</u>	Retained by permitholder. <u>550.3551(3)(c)</u>	Retained by permitholder. <u>550.3551(3)(c)</u>	Retained by permitholder. <u>550.3551(3)(c)</u>
TAX CREDITS & EXEMPTIONS					
(excluded during charity / scholarship performances)	<p>Tax exemption of \$360,000 per state fiscal year, or \$500,000 for 3 permitholders that held a full live schedule in 1995 and closest to another state authorizing greyhound racing. <u>550.09514(1)</u></p> <p>Tax credit each state fiscal year equal to daily license fee on live races in previous state fiscal year. <u>550.0951(1)(a)</u></p> <p>Unused portion of exemption or daily license fee tax credit is transferable to a greyhound host track. <u>550.0951(1)(b)</u></p> <p>Tax credit each state fiscal year equal to the amount remitted in escheated tickets in prior state fiscal year. <u>550.1647</u></p>	<p>A permitholder that has incurred tax on handle and admissions that exceeds its operating earnings may credit the excess amount of taxes against its next ensuing meet. <u>550.09511(1)(b)</u></p> <p>Tax credit each state fiscal year equal to 25% of amount remitted in escheated tickets in prior state fiscal year. Funds equal to credit shall be paid by the permitholder to the National Association of Jai Alai Frontons. <u>550.1646</u></p> <p>\$30,000 per performance exemption if live handle during the preceding state fiscal year was less than \$15 million. <u>Including charity performances. 550.09511(2)(a)1.</u></p>	<p>A credit equal to the amount of contributions made by a thoroughbred permitholder during the taxable year directly to the Jockey's Guild or its health and welfare fund to be used to provide benefits for active, disabled, and retired Florida jockeys and their dependents pursuant to reasonable rules of eligibility established by the Jockeys' Guild is allowed against taxes on live handle due for a taxable year under this section. The credit may not be greater than an amount equal to 1 percent of the paid taxes for the previous taxable year. <u>550.09515(6)</u></p>		
CHARITY PERFORMANCES					
	Maximum of 5 days. <u>550.0351(1)</u> Permitholders shall pay, from any source, including charity performances, not less than 10% of tax credit from escheated tickets to a bona fide greyhound adoption program. <u>550.1647</u>	Maximum of 5 days. <u>550.0351(1)</u> Permitholders are allowed to conduct 2 additional performances known as "Retired Jai Alai Players' Charity Day" for a fund to benefit retired jai alai players. <u>550.0351(8)</u>	Maximum of 5 days. <u>550.0351(1)</u> One additional scholarship day to tracks located in Hillsborough County for the benefit of Pasco-Hernando Community College. <u>550.0351(6)(a) and 550.0351(6)(b)</u>	Maximum of 5 days. <u>550.0351(1)</u>	Maximum of 5 days. <u>550.0351(1)</u>

Note: Matrix represents a summary of 2003 Statutes. Please refer to the cite noted by statutory topic for specific language governing pari-mutuel wagering.