

Division of Pari-Mutuel Wagering

74th Annual Report
Fiscal Year 2004-2005

Florida Department of
Business and Professional
Regulation



Jeb Bush
Governor

Simone Marsteller
Secretary

1940 North Monroe Street
Tallahassee, Florida
32399

www.MyFlorida.com/dbpr

**DEPARTMENT OF BUSINESS AND PROFESSIONAL REGULATION
 DIVISION OF PARI-MUTUEL WAGERING
 COMPREHENSIVE ANNUAL REPORT
 FISCAL YEAR ENDING JUNE 30, 2005**

INTRODUCTORY SECTION

Overview and Explanation of Report Terminology	2
Division Overview	3
Events Shaping the 2004/2005 Racing/Gaming Season in Florida	6

STATISTICAL SECTION

Components of Pari-Mutuel Handle for Regular Performances	7
Components of Pari-Mutuel Handle for Charity/Scholarship Performances	8
Total Regular and Charity/Scholarship Handle.....	9
Total Regular Performances Revenue.....	10
Summary of State Revenue from Pari-Mutuel Activities.....	11
Fiscal Years Comparative Data	12
Graphs - Historical Pari-Mutuel Wagering Activity	13
Charity and Scholarship Performances, Racing Scholarship Trust Fund, and Abandoned Winning Tickets.....	16
Components of Cardroom Revenue by Association.....	17

REVENUE AND OTHER DATA BY ASSOCIATION

Industry Summaries and Individual Permitholder Data	18
Total Intertrack Wagering Handle by Guest.....	39

FINANCIAL STATEMENTS

Balance Sheet - Special Revenue Fund.....	41
Statement of Revenue, Expenditures & Changes in Fund Balance - Budget & Actual – Special Revenue Fund.....	42
Notes to Financial Statements	43

PARI-MUTUEL STATUTE MATRIX

Distribution of Handle Summary	46
--------------------------------------	----

INTRODUCTION

OVERVIEW

This annual report on pari-mutuel wagering in Florida encompasses the fiscal year, which began July 1, 2004, and ended June 30, 2005. This is the 74th annual report in the series. The first annual report was issued for Fiscal Year 1931/1932, the initial year of legalized pari-mutuel wagering in Florida.

In Florida, pari-mutuel wagering is authorized for thoroughbred horse racing, harness horse racing, quarter horse racing, Appaloosa and Arabian horse racing, greyhound racing, jai alai games, and cardroom poker games. Florida is one of the primary pari-mutuel states in the nation, and is the leading state in greyhound racing, as well as a major horse racing state. Florida is now the only state in the United States that continues to conduct live jai alai. This annual report, which is required by Florida law, is intended to inform the Governor, the Legislature, the industry, and other interested parties as to pari-mutuel wagering activities. The report is organized into five primary sections:

1. Introductory Section - An overview of the Division of Pari-Mutuel Wagering.
2. Statistical Section - A summary of racing activities, pari-mutuel handle and taxes, as well as multiple year comparative trend data.
3. Revenue and Other Data by Association - Pari-mutuel handle and taxes by individual racing association or fronton.
4. Financial Section - Official financial statements of the Division of Pari-Mutuel Wagering and accompanying notes.
5. Pari-Mutuel Statute Matrix - A table that summarizes the distribution of handle applicable to pari-mutuel wagering rules and statutes.

EXPLANATION OF REPORT TERMINOLOGY

Florida law requires intertrack wagers to be combined with the wagering pools of the host or the broadcasting Florida track or fronton. The law also requires that the host take-out on intertrack wagers be the same as for on-track wagers; however, the distribution of the take-out may be different. The tax structure for on-track and intertrack wagering is explained in more detail in the Pari-Mutuel Statute Matrix section.

For purposes of this report, on-track schedules include wagering and attendance statistics as compiled on-track for the facility at which a live race or game is being conducted; or a race or game broadcast from out-of-state to the facility. For a host pari-mutuel facility, the on-track statistics exclude intertrack wagering data for wagers and attendance at guest tracks or frontons, and also exclude wagers which are taken at the facility, if it is functioning as a guest permitholder receiving intertrack broadcasts. Some permitholders do not broadcast races or games to other Florida permitholders.

Schedules of intertrack wagering included in this report are compiled for each host permitholder. These schedules reflect combined wagering statistics for all guest facilities which received broadcasts and conducted wagering which was included in the wagering pools of the host. For host permitholders, a Summary of Intertrack Handle components for each guest is shown in the Revenue and Other Data by Association section of this report. The schedules of intertrack wagering also include data on wagers collected at intertrack locations on races or games which were imported from out of state and rebroadcast to intertrack locations by the Florida host.

THE DIVISION OF PARI-MUTUEL WAGERING

David J. Roberts, Director
Joe Dillmore, Deputy Director

The Division of Pari-Mutuel Wagering is a program area in the Department of Business and Professional Regulation within the Executive Branch of Florida's government. The division is charged with the regulation of Florida's pari-mutuel industries under Florida Statutes, as well as collecting and safeguarding revenues due to the state. Since 1931, the division has evolved from a racing commission to a professional regulatory organization overseeing a highly complex and sophisticated industry.

The Office of the Director maintains general oversight and administration of the division. Specific responsibilities include budget planning, developing policy and procedures, legislative analysis, strategic planning, communications and administrative actions. Additionally, the Office of the Director ensures that all functional areas of the division operate in a cooperative effort to achieve the efficient and effective regulatory oversight of the industry.

The division's structure is divided between the Office of Auditing and Office of Operations which act under the management of the Office of the Director. Each office focuses upon a different aspect of regulation within the pari-mutuel industry in an effort to protect state revenues and maintain the public's confidence in the integrity of the wagering activity.

OFFICE OF AUDITING

James S. Hakemoller, Chief Auditing Officer

The Office of Auditing is responsible for auditing, revenue collection, financial reporting of pari-mutuel activities in Florida, and ensuring the integrity of wagering activity. The Office of Auditing's mission is to account for and safeguard state revenues, as well as to protect the wagering public by ensuring that pari-mutuel wagering is conducted in accordance with Florida Statutes and Florida Administrative Code.

The Office of Auditing is divided into two functional areas: compliance auditing and accounting/financial analysis.

The auditing staff examines several aspects of pari-mutuel activity, to determine permitholder compliance with statutes and rules. Various types of compliance audits performed are: greyhound purse audits, cardroom audits, mutuels audits, escheat audits, totalisator audits, charity/scholarship audits, and other pertinent examinations. During Fiscal Year 2004/2005, the Office of Auditing conducted reviews on 5,785 performances, 18 greyhound purse audits, 25 mutuels audits, 26 escheat audits, 16 cardroom audits, 28 charity/scholarship audits, 316 30-day report reviews, and 15 malfunction report reviews.

The accounting/financial staff ensures that state revenue is collected accurately and timely. The staff is responsible for reviewing permitholder financial statements and other financial reports. During Fiscal Year 2004/2005, the accounting/financial staff conducted 31 permitholder financial statement reviews.

Both the compliance auditing and accounting/financial staff compiles statistical information and performs analyses as requested by the department, legislature, industry, and the governor's office.

The Office of Auditing is also responsible for oversight of pari-mutuel cardroom operations to ensure the integrity of the cardroom poker games, which includes the accurate collection of cardroom revenue. A portion of this tax revenue is distributed to the counties and municipalities, ensuring compliance with the Florida Statutes and the Florida Administrative Code. During Fiscal Year 2004/2005, the division distributed approximately \$476,122 to counties/municipalities.

OFFICE OF OPERATIONS
Royal H. Logan, Chief Operating Officer

The Office of Operations has oversight responsibility of state personnel located at each of the 28 pari-mutuel facilities, as well as the issuance of occupational licenses.

All persons who work at a racetrack, fronton, or cardroom, and who have access to money wagered, restricted areas, and/or racing animals, must obtain an occupational license issued by the division. During Fiscal Year 2004/2005, the Office of Operations, Licensing Section, processed 18,461 pari-mutuel occupational license applications for businesses and individuals, of which 849 were related to the operation of cardrooms. The department's Single Licensing System permits applicants for pari-mutuel wagering occupational licenses to obtain them on site. Each individual licensed with the division is required to be fingerprinted every five licensing years. The fingerprints are then forwarded to the Florida Department of Law Enforcement and Federal Bureau of Investigation for processing. Thirty Permitholder Annual Operating Licenses that delineate operating dates were issued.

In addition to licensing, the Office of Operations is responsible for ensuring that the day-to-day operation of races and games are conducted in accordance with Florida's pari-mutuel rules and statutes. The stewards and judges monitor each race/game and conduct inquiries and hearings into alleged violations of the state pari-mutuel rules and statutes. The stewards and judges conducted 197 hearings for alleged violations in Fiscal Year 2004/2005; which resulted in fines totaling \$34,800 and suspension of occupational licenses for 72 individuals. The number of persons who had their occupational license revoked by the division was 12.

The Operations' staff collects urine and blood samples from racing animals which are analyzed for prohibited substances by the Racing Laboratory. The Racing Laboratory is operated under a contract with the University of Florida, College of Veterinary Medicine. State veterinarians and veterinary assistants collected 92,468 samples that included: 64,803 greyhound urine samples, 10,064 horse urine samples, and 10,086 horse blood samples during Fiscal Year 2004/2005. There were 139 positive findings of impermissible substances in the samples collected.

The Investigations' Section, examines possible rule or statutory violations that may occur in the pari-mutuel industry, including drug positives identified by the University of Florida College of Veterinary Medicine Racing Laboratory. Cases range in complexity from the investigation of falsified license applications and animal cruelty, to the use of performance altering medications or illegal substances during races. This section conducts background investigations of all cardroom occupational license applicants to ensure compliance with Section 849.086, Florida Statutes, and Chapter 61D-11, Florida Administrative Code. They also conduct substantial background examinations of potential permitholders, which include in-depth review of the applicant's personal and financial background in order to ensure compliance with Sections 550.054 and 550.1815, Florida Statutes.

Investigations may result in the issuance of administrative charges and hearings before the division director or a designated hearing officer, referrals to other regulatory agencies, or to law enforcement agencies for criminal prosecution. All division rulings are honored within the United States, Canada, Mexico, and Puerto Rico, pursuant to the reciprocity agreements with members of the North American Pari-Mutuel Regulators Association (NAPRA).

**UNIVERSITY OF FLORIDA
COLLEGE OF VETERINARY MEDICINE RACING LABORATORY**

The University of Florida, College of Veterinary Medicine Racing Laboratory, detects and identifies any drug, medication, stimulant, depressant, hypnotic, local anesthetic, or drug-masking agent prohibited in the blood, urine, or other bodily fluid of racing horses and greyhounds.

During Fiscal Year 2004/2005, the laboratory received and processed 84,953 samples which resulted in 554,529 analyses being conducted on these samples. The vigilant monitoring of samples by the laboratory serves to deter the illegal use of drugs in racing animals in Florida.

	Horse Urine/Blood	Greyhound Urine	Other ³	Miscellaneous ¹
Samples Received	20,150	64,803	4	582
Samples Analyzed	20,250 ²	27,665	4	582
Number of Analyses	310,054	244,475	100	7,651
Positives	103	36	0	N/A

1. Administration, Quality Assurance and Service Samples (Not included in Annual Totals).
2. The Samples Analyzed number is larger than the Samples Received number due to the carryover of samples received in June that are analyzed in July of the next fiscal year.
3. Any samples analyzed other than blood and urine.

DRUG POSITIVES FOR FISCAL YEAR 2004/2005

Types of Positives (ARCI Drug Class)	Horse	Greyhound
Ace Promazine Metabolite (3)	3	-
Acetaminophen (4)	3	-
Albuterol (3)	5	-
Benzoylecgonine (1)	1	14
Benzoylecgonine (1)/Ace Promazine Metabolite (3)	1	-
Butorphanol (3)	1	-
Caffeine (2)	1	-
Clenbuterol (3)	4	-
Dimethyl Sulfoxide (5)	5	8
Ergonovine (4)	1	-
Flunixin (4)	2	1
Furosemide (N/A)	2	1
Gamma-Hydroxyphenylbutazone (N/A)	-	2
Glycopyrrolate (3)	13	-
Guaifenesin (4)	1	-
Hydroxydetomidine (3)	2	-
Hydroxydetomidine (3), Theobromine (4)	1	-
Ketoprofen (4)	1	-
Methocarbamo (4)	8	-
Naproxen (4)	1	-
Phenylbutazone (N/A)/Oxyphenbutazone (4)	36	-
Phenylpropanolamine (3)/Pseudoephedrine (3)/Ephedrine(2)	1	-
Procaine (3)	1	-
Theobromine (4)	3	9
Theobromine (4)/Theophylline (3)	4	-
Xanthenoic Acid (4)	-	1
Xylazine, Hydroxyxylazine (3)	1	-
Hydroxyxylazine (3)	1	-
TOTAL	103	36

Events Shaping the 2004/2005 Racing/Gaming Season in Florida

- Chapter 2003-295, Laws of Florida, amended Section 849.086, Florida Statutes, permitting a bet limit of \$2 for up to three raises per round for players who participate in authorized cardroom poker games. The number of cardroom occupational licenses increased from 966 in Fiscal Year 2003/2004, to 1,483 in Fiscal Year 2004/2005, with associated revenue improving from \$38,640 to \$91,250. The number of cardroom tables increased from 290 in Fiscal Year 2003/2004, to 371 in Fiscal Year 2004/2005. Taxable gross receipts increased from \$18,498,426 to \$38,089,764, and total revenue to the State expanded from \$2,100,343 to \$4,046,977.
- Chapter 2004-23, Laws of Florida, created Section 550.1648, Florida Statutes, permitting a greyhound permitholder to hold one additional charity day, designated as “Greyhound Adopt-A-Pet Day”, for additional funding of local greyhound adoption activities. This statutory change requires more information to be provided at the greyhound tracks regarding local greyhound adoptions. Rules related to this statutory change were implemented and effective September 9, 2004.
- On November 6, 2004, and May 15, 2005, the American Greyhound Track Operators’ Association sponsored the National Greyhound Night of Stars. This national event is conducted each year as an effort to raise public interest in greyhound racing. Several Florida tracks, as well as other greyhound facilities around the nation, participated in live and/or, simulcast broadcasts of greyhound racing. Total wagered for the two-day event was \$2,174,541 nationwide, with \$656,673 being wagered at Florida tracks.
- Greyhounds were inflicted with an upper respiratory infection which had started in June 2004, and continued into Fiscal Year 2004/2005. All greyhound tracks imposed quarantines. This resulted in the loss of 1,080 races, due to an insufficient number of greyhounds able to race.
- Hurricanes Charles, Frances, Ivan, and Jeanne caused major damage at several pari-mutuel facilities. A total of 2,484 races and games were cancelled due to the effects of the hurricanes. Pensacola Greyhound Track was closed for approximately 4 months, and Fort Pierce Jai Alai did not operate during any of its 2004/2005 meet.
- Gulfstream Park, a thoroughbred racing facility in Hallandale, underwent an extensive renovation project during the fiscal year. The old grandstand and clubhouse buildings were torn down in July 2004, and the racetrack itself was lengthened from a mile in distance to a mile and an eighth.
- Hamilton Jai Alai and Poker were granted performance dates by the Division on March 15, 2005. Their first performance was conducted on September 17, 2005; which is in Fiscal Year 2005/2006. No operational or financial data for Hamilton Jai Alai and Poker appears in this report.
- Chapter 2005-288, Laws of Florida, reduced the definition for a full schedule of live games from 100 to 40 performances, applicable to jai alai permitholders that do not operate slot machines under certain conditions. In addition, Chapter 550, Florida Statutes, were amended to encompass the following:
 - Jai Alai permitholders conducting fewer than 100 live performances would be required to pay an equivalent amount of taxes and fees as prior to the reduction in live performances.
 - Quarter horse permits would be subject to county election to ratify or revoke a permit application.
 - Restricts quarter horse permitholders from racing thoroughbreds, except with written consent of all greyhound, harness, and thoroughbred permitholders within 50 air miles of a quarter horse facility, and then up to 50 percent of the races may consist of thoroughbreds registered with the Jockeys’ Guild.
 - Written consent of greyhound, harness, and thoroughbred permitholders for quarter horse permitholders conducting intertrack wagering.
 - Permits the transfer of a cardroom license without county referendum for permits relocated in a county where only one greyhound and one jai alai permit have been issued.

STATISTICAL SECTION

COMPONENTS OF PARI-MUTUEL HANDLE FOR REGULAR PERFORMANCES

Fiscal Year 2004/2005	Daily License Fee	Tax on Handle	Permit holder Revenues From Pari-Mutuel Handle	Public Pool	Total Pari-Mutuel Handle (1)
Greyhound Racing Associations					
Bet Miami Greyhounds	\$92,860	\$490,915	\$4,332,274	\$15,899,544	\$20,815,593
CCC Racing (Collins and Collins Partnership)	0	0	1,566,258	5,243,673	6,809,931
Daytona Beach Kennel Club, Inc.	13,120	20,197	3,026,581	7,792,183	10,852,081
Ebro Greyhound Park (Washington County Kennel Club, Inc.)	243,840	256,337	1,185,221	3,879,011	5,564,409
Flagler Greyhound Track (West Flagler Associates, Ltd.)	142,380	781,146	5,490,197	21,046,534	27,460,257
Hollywood Greyhound Track (Hartman & Tyner, Inc.)	145,380	870,573	5,951,806	22,208,659	29,176,418
Jacksonville Kennel Club, Inc.	42,000	506,441	6,340,187	21,980,394	28,869,022
Jefferson County Kennel Club, Inc.	186,160	174,231	1,091,530	3,367,263	4,819,184
Melbourne Greyhound Park, LLC	70,160	16,071	259,090	806,283	1,151,604
Naples-Ft. Myers Greyhound Track (Southwest FL Enterprises, Inc.)	211,440	969,458	7,229,161	28,247,784	36,657,843
Orange Park Kennel Club, Inc.	137,220	1,509,068	10,892,634	40,075,540	52,614,462
Palm Beach Kennel Club (Investment Corporation of Palm Beach)	347,920	3,089,865	17,516,791	67,381,169	88,335,745
Pensacola Greyhound Track, Inc.	0	0	1,015,418	2,913,186	3,928,604
Sanford-Orlando Kennel Club, Inc.	0	0	1,749,581	5,863,850	7,613,431
Sarasota Kennel Club, Inc.	21,120	60,130	2,127,890	7,384,081	9,593,221
St. Johns Greyhound Park (Bayard Raceways, Inc.)	25,040	256,289	5,038,387	16,987,175	22,306,891
St. Petersburg Kennel Club, Inc.	124,400	1,390,952	14,905,372	52,532,001	68,952,725
Tampa Greyhound Track (Associated Outdoor Clubs, Inc.)	53,920	464,199	4,827,714	17,322,160	22,667,993
Total Greyhound Tracks	\$1,856,960	\$10,855,872	\$94,546,092	\$340,930,490	\$448,189,414
Jai Alai Frontons					
Dania Jai Alai (The Aragon Group, Inc.)	\$129,280	\$0	\$5,562,103	\$18,421,484	\$24,112,867
Florida Jai Alai, Inc. (Orlando-Seminole Jai Alai)	40,800	0	407,257	1,467,306	1,915,363
Ft. Pierce Jai Alai (Florida Gaming Centers, Inc.)	0	0	0	0	0
Miami Jai Alai (Florida Gaming Centers, Inc.)	121,160	0	6,031,126	17,559,595	23,711,881
Ocala Jai Alai (Lake Fron, Inc.)	35,120	0	208,457	649,640	893,217
Summer Jai Alai	123,280	0	5,644,978	16,467,693	22,235,951
Summersport Enterprises, Ltd. (The Aragon Group, Inc.)	90,080	0	3,296,853	10,960,828	14,347,761
Total Jai Alai Frontons	\$539,720	\$0	\$21,150,774	\$65,526,546	\$87,217,040
Thoroughbred Racing Associations					
Calder Race Course, Inc.	\$210,000	\$4,924,545	\$64,455,538	\$264,835,923	\$334,426,006
Gulfstream Park Racing Association, Inc.	134,400	2,469,385	35,977,980	153,170,025	191,751,790
Hialeah Racing Association, LLC	0	0	0	0	0
Tampa Bay Downs, Inc.	165,500	1,744,992	23,126,138	87,544,960	112,581,590
Tropical Park, Inc.	86,200	1,532,908	21,534,229	86,449,897	109,603,234
Total Thoroughbred Tracks	\$596,100	\$10,671,830	\$145,093,885	\$592,000,805	\$748,362,620
Harness Racing Associations					
Pompano Park Racing (PPI, Inc.)	345,000	1,179,838	21,553,518	76,773,052	99,851,408
TOTAL FOR ALL TRACKS AND FRONTONS	\$3,337,780	\$22,707,540	\$282,344,269	\$1,075,230,893	\$1,383,620,482

(1)Tax on Attendance excluded from Total Pari-Mutuel Handle

COMPONENTS OF PARI-MUTUEL HANDLE FOR CHARITY/SCHOLARSHIP PERFORMANCES

Fiscal Year 2004/2005	Daily License Fee	Minimum Required Payment	Permitholder Revenues From Pari-Mutuel Handle	Public Pool	Total Pari-Mutuel Handle (1)
Greyhound Racing Associations					
Bet Miami Greyhounds	\$12,980	\$95,763	\$261,427	\$1,190,646	\$1,560,816
CCC Racing (Collins and Collins Partnership)	0	0	0	0	0
Daytona Beach Kennel Club, Inc.	13,120	42,093	101,013	397,628	553,854
Ebro Greyhound Park (Washington County Kennel Club, Inc.)	14,400	34,282	87,551	314,849	451,082
Flagler Greyhound Track (West Flagler Associates, Ltd.)	11,620	88,833	241,831	1,132,005	1,474,289
Hollywood Greyhound Track (Hartman & Tyner, Inc.)	13,060	113,734	307,692	1,391,095	1,825,581
Jacksonville Kennel Club, Inc.	12,720	239,708	674,891	2,969,825	3,897,144
Jefferson County Kennel Club, Inc.	12,320	21,195	50,552	194,817	278,884
Melbourne Greyhound Park, LLC	12,800	19,521	44,270	180,264	256,855
Naples-Ft. Myers Greyhound Park (Southwest FL Enterprises, Inc.)	11,120	73,823	188,376	925,113	1,198,432
Orange Park Kennel Club, Inc.	12,720	195,447	628,755	2,682,371	3,519,293
Palm Beach Kennel Club (Investment Corporation of Palm Beach)	13,280	169,529	516,054	2,259,967	2,958,830
Pensacola Greyhound Track, Inc.	0	0	0	0	0
Sanford-Orlando Kennel Club, Inc.	11,200	40,278	69,602	408,894	529,974
Sarasota Kennel Club, Inc.	8,800	53,243	98,337	540,181	700,561
St. Johns Greyhound Park (Bayard Raceways, Inc.)	13,220	205,530	588,764	2,594,377	3,401,891
St. Petersburg Kennel Club, Inc.	13,920	290,508	759,334	3,411,370	4,475,132
Tampa Greyhound Track (Associated Outdoor Clubs, Inc.)	13,280	167,003	438,351	2,005,226	2,623,860
Total Greyhound Tracks	\$200,560	\$1,850,490	\$5,056,800	\$22,598,628	\$29,706,478
Jai Alai Frontons					
Dania Jai Alai (The Aragon Group, Inc.)	\$1,560	\$6,655	\$63,782	\$232,989	\$304,986
Florida Jai Alai, Inc. (Orlando-Seminole Jai Alai)	3,960	3,084	76,970	274,875	358,889
Ft. Pierce Jai Alai (Florida Gaming Centers, Inc.)	0	0	0	0	0
Miami Jai Alai (Florida Gaming Centers, Inc.)	1,120	11,505	76,537	254,819	343,981
Ocala Jai Alai (Lake Fron, Inc.)	0	0	0	0	0
Summer Jai Alai	1,120	11,507	61,380	211,341	285,348
Summersport Enterprises, Ltd. (The Aragon Group, Inc.)	1,080	2,224	24,574	90,110	117,988
Total Jai Alai Frontons	\$8,840	\$34,975	\$303,243	\$1,064,134	\$1,411,192
Thoroughbred Racing Associations					
Calder Race Course, Inc.	\$9,100	\$308,873	\$4,400,949	\$18,102,963	\$22,821,885
Gulfstream Park Racing Association, Inc.	8,100	219,793	3,386,543	14,552,446	18,166,882
Tampa Bay Downs, Inc.	8,600	125,781	1,792,607	6,913,665	8,840,653
Tropical Park, Inc.	8,400	282,344	4,347,865	17,363,006	22,001,615
Total Thoroughbred Tracks	\$34,200	\$936,791	\$13,927,964	\$56,932,080	\$71,831,035
Harness Racing Associations					
Pompano Park Racing (PPI, Inc.)	8,300	31,761	593,964	2,127,265	2,761,290
TOTAL FOR ALL TRACKS AND FRONTONS	\$251,900	\$2,854,017	\$19,881,971	\$82,722,107	\$105,709,995

(1) Tax on Attendance excluded from Total Pari-Mutuel Handle

TOTAL REGULAR AND CHARITY/SCHOLARSHIP HANDLE

Fiscal Year 2004/2005

Greyhound Racing Associations

	ON-TRACK		INTERTRACK		TOTAL REGULAR HANDLE	ON-TRACK		INTERTRACK		TOTAL CHARITY SCHOLARSHIP HANDLE
	Live	Simulcast	ITW	ITWS		Live	Simulcast	ITW	ITWS	
Bet Miami Greyhounds	\$5,798,283	\$4,015,183	\$7,130,497	\$3,871,630	\$20,815,593	\$536,728	\$300,524	\$489,745	\$233,819	\$1,560,816
CCC Racing (Collins and Collins Partnership)	6,809,931	0	0	0	6,809,931	0	0	0	0	0
Daytona Beach Kennel Club, Inc.	10,852,081	0	0	0	10,852,081	553,854	0	0	0	553,854
Ebro Greyhound Park (Washington County Kennel Club, Inc.)	5,564,409	0	0	0	5,564,409	451,082	0	0	0	451,082
Flagler Greyhound Track (West Flagler Associates, Ltd.)	6,403,837	4,692,631	9,891,003	6,472,786	27,460,257	415,363	234,480	472,102	352,344	1,474,289
Hollywood Greyhound Track (Hartman & Tyner, Inc.)	9,590,996	6,493,160	8,741,434	4,350,828	29,176,418	706,877	399,516	491,489	227,699	1,825,581
Jacksonville Kennel Club, Inc.	7,654,430	0	21,214,592	0	28,869,022	1,143,224	0	2,753,920	0	3,897,144
Jefferson County Kennel Club, Inc.	4,819,184	0	0	0	4,819,184	278,884	0	0	0	278,884
Melbourne Greyhound Park, LLC.	1,151,604	0	0	0	1,151,604	256,855	0	0	0	256,855
Naples-Ft. Myers Greyhound Park (Southwest FL Enterprises, Inc.)	21,154,727	0	15,503,116	0	36,657,843	820,559	0	377,873	0	1,198,432
Orange Park Kennel Club, Inc.	11,556,202	31,560	40,704,864	321,836	52,614,462	870,169	0	2,649,124	0	3,519,293
Palm Beach Kennel Club (Investment Corporation of Palm Beach)	37,122,194	4,453	51,209,098	0	88,335,745	1,526,730	0	1,432,100	0	2,958,830
Pensacola Greyhound Track, Inc.	3,928,604	0	0	0	3,928,604	0	0	0	0	0
Sanford-Orlando Kennel Club, Inc.	7,613,431	0	0	0	7,613,431	529,974	0	0	0	529,974
Sarasota Kennel Club, Inc.	9,593,221	0	0	0	9,593,221	700,561	0	0	0	700,561
St. Johns Greyhound Park (Bayard Raceways, Inc.)	5,102,340	1,187	17,199,826	3,538	22,306,891	824,789	29,410	2,288,186	259,506	3,401,891
St. Petersburg Kennel Club, Inc.	29,293,039	0	39,659,686	0	68,952,725	2,190,448	0	2,284,684	0	4,475,132
Tampa Greyhound Track (Associated Outdoor Clubs, Inc.)	5,842,545	1,017	16,823,471	960	22,667,993	774,812	0	1,849,048	0	2,623,860
Total Greyhound Tracks	\$189,851,058	\$15,239,191	\$228,077,587	\$15,021,578	\$448,189,414	\$12,580,909	\$963,930	\$15,088,271	\$1,073,368	\$29,706,478
Jai Alai Frontons										
Dania Jai Alai (The Aragon Group, Inc.)	\$10,739,203	\$0	\$13,373,664	\$0	\$24,112,867	\$91,016	\$0	\$213,970	\$0	\$304,986
Florida Jai Alai, Inc. (Orlando-Seminole Jai Alai)	1,915,363	0	0	0	1,915,363	358,889	0	0	0	358,889
Ft. Pierce Jai Alai (Florida Gaming Centers, Inc.)	0	0	0	0	0	0	0	0	0	0
Miami Jai Alai (Florida Gaming Centers, Inc.)	10,518,278	0	13,193,603	0	23,711,881	174,893	0	169,088	0	343,981
Ocala Jai Alai (Lake Fron, Inc.)	893,217	0	0	0	893,217	0	0	0	0	0
Summer Jai Alai	9,903,787	0	12,332,164	0	22,235,951	145,097	0	140,251	0	285,348
Summersport Enterprises, Ltd. (The Aragon Group, Inc.)	6,157,464	0	8,190,297	0	14,347,761	45,268	0	72,720	0	117,988
Total Jai Alai Frontons	\$40,127,312	\$0	\$47,089,728	\$0	\$87,217,040	\$815,163	\$0	\$596,029	\$0	\$1,411,192
Thoroughbred Racing Associations										
Calder Race Course, Inc.	\$40,932,744	\$91,143,185	\$25,363,702	\$176,986,375	\$334,426,006	\$4,514,378	\$6,305,264	\$2,029,057	\$9,973,186	\$22,821,885
Gulfstream Park Racing Association, Inc.	49,979,732	40,303,939	33,474,373	67,993,746	191,751,790	5,413,332	3,845,103	3,269,202	5,639,245	18,166,882
Hialeah Racing Association, LLC.	0	0	0	0	0	0	0	0	0	0
Tampa Bay Downs, Inc.	25,725,940	10,251,563	31,567,877	45,036,210	112,581,590	2,523,916	622,137	2,896,423	2,798,177	8,840,653
Tropical Park, Inc.	19,542,738	28,082,659	13,446,606	48,531,231	109,603,234	4,755,237	6,442,630	2,344,567	8,459,181	22,001,615
Total Thoroughbred Tracks	\$136,181,154	\$169,781,346	\$103,852,558	\$338,547,562	\$748,362,620	\$17,206,863	\$17,215,134	\$10,539,249	\$26,869,789	\$71,831,035
Harness Racing Associations										
Pompano Park Racing (PPI, Inc.)	11,321,788	28,971,444	6,559,059	52,999,117	99,851,408	494,175	745,226	266,429	1,255,460	2,761,290
TOTAL FOR ALL TRACKS AND FRONTONS	\$377,481,312	\$213,991,981	\$385,578,932	\$406,568,257	\$1,383,620,482	\$31,097,110	\$18,924,290	\$26,489,978	\$29,198,617	\$105,709,995

TOTAL REGULAR PERFORMANCES REVENUE

Fiscal Year 2004/2005	LIVE			SIMULCAST			ITW	ITW SIM	TOTAL TAXES and FEES COLLECTED
	Tax on Handle	Daily License Fee	Total Live Taxes and Fees Collected	Tax on Handle	Daily License Fee	Total Simulcast Taxes and Fees Collected	Tax on Handle	Tax on Handle	
Greyhound Racing Associations									
Bet Miami Greyhounds	\$172,370	\$69,360	\$241,730	\$110,500	\$23,500	\$134,000	\$151,845	\$56,200	\$583,775
CCC Racing (Collins and Collins Partnership)	0	0	0	0	0	0	0	0	0
Daytona Beach Kennel Club, Inc.	20,197	13,120	33,317	0	0	0	0	0	33,317
Ebro Greyhound Park (Washington County Kennel Club, Inc.)	256,337	243,840	500,177	0	0	0	0	0	500,177
Flagler Greyhound Track (West Flagler Associates, Ltd.)	211,638	104,880	316,518	137,739	37,500	175,239	296,303	135,466	923,526
Hollywood Greyhound Track (Hartman & Tyner, Inc.)	325,699	110,880	436,579	229,667	34,500	264,167	209,181	106,026	1,015,953
Jacksonville Kennel Club, Inc.	146,984	42,000	188,984	0	0	0	359,457	0	548,441
Jefferson County Kennel Club, Inc.	174,231	186,160	360,391	0	0	0	0	0	360,391
Melbourne Greyhound Park, LLC.	16,071	70,160	86,231	0	0	0	0	0	86,231
Naples-Ft. Myers Greyhound Track (Southwest FL Enterprises, Inc.)	686,167	211,440	897,607	0	0	0	283,291	0	1,180,898
Orange Park Kennel Club, Inc.	409,938	136,640	546,578	1,736	580	2,316	1,082,335	15,059	1,646,288
Palm Beach Kennel Club (Investment Corporation of Palm Beach)	1,539,292	347,680	1,886,972	246	240	486	1,550,327	0	3,437,785
Pensacola Greyhound Track, Inc.	0	0	0	0	0	0	0	0	0
Sanford-Orlando Kennel Club, Inc.	0	0	0	0	0	0	0	0	0
Sarasota Kennel Club, Inc.	60,130	21,120	81,250	0	0	0	0	0	81,250
St. Johns Greyhound Park (Bayard Raceways, Inc.)	66,343	24,960	91,303	23	80	103	189,840	83	281,329
St. Petersburg Kennel Club, Inc.	649,980	124,400	774,380	0	0	0	740,972	0	1,515,352
Tampa Greyhound Track (Associated Outdoor Clubs, Inc.)	134,260	53,840	188,100	56	80	136	329,846	37	518,119
Total Greyhound Tracks	\$4,869,637	\$1,760,480	\$6,630,117	\$479,967	\$96,480	\$576,447	\$5,193,397	\$312,871	\$12,712,832
Jai Alai Frontons									
Dania Jai Alai (The Aragon Group, Inc.)	\$0	\$129,280	\$129,280	\$0	\$0	\$0	\$0	\$0	\$129,280
Florida Jai Alai, Inc. (Orlando-Seminole Jai Alai)	0	40,800	40,800	0	0	0	0	0	40,800
Ft. Pierce Jai Alai (Florida Gaming Centers, Inc.)	0	0	0	0	0	0	0	0	0
Miami Jai Alai (Florida Gaming Centers, Inc.)	0	121,160	121,160	0	0	0	0	0	121,160
Ocala Jai Alai (Lake Fron, Inc.)	0	35,120	35,120	0	0	0	0	0	35,120
Summer Jai Alai	0	123,280	123,280	0	0	0	0	0	123,280
Summersport Enterprises, Ltd. (The Aragon Group, Inc.)	0	90,080	90,080	0	0	0	0	0	90,080
Total Jai Alai Frontons	\$0	\$539,720	\$539,720	\$0	\$0	\$0	\$0	\$0	\$539,720
Thoroughbred Racing Associations									
Calder Race Course, Inc.	\$178,318	\$121,500	\$299,818	\$455,716	\$88,500	\$544,216	\$458,233	\$3,832,278	\$5,134,545
Gulfstream Park Racing Association, Inc.	249,899	80,900	330,799	201,520	53,500	255,020	577,192	1,440,774	2,603,785
Tampa Bay Downs, Inc.	128,630	94,400	223,030	51,259	71,100	122,359	484,234	1,080,869	1,910,492
Tropical Park, Inc.	83,895	53,700	137,595	140,413	32,500	172,913	234,180	1,074,420	1,619,108
Total Thoroughbred Tracks	\$640,742	\$350,500	\$991,242	\$848,908	\$245,600	\$1,094,508	\$1,753,839	\$7,428,341	\$11,267,930
Harness Racing Associations									
Pompano Park Racing (PPI, Inc.)	56,609	169,000	225,609	144,858	176,000	320,858	203,601	774,770	1,524,838
TOTAL FOR ALL TRACKS AND FRONTONS	\$5,566,988	\$2,819,700	\$8,386,688	\$1,473,733	\$518,080	\$1,991,813	\$7,150,837	\$8,515,982	\$26,045,320

**DIVISION OF PARI-MUTUEL WAGERING
SUMMARY OF STATE REVENUE FROM PARI-MUTUEL ACTIVITIES
FISCAL YEAR 2004/2005**

State Revenue From Regular Performances	
Tax on Attendance	\$ 174,544
Daily License Fees	3,337,780
Tax on Handle	<u>7,040,721</u>
Total State Revenue From Regular Performances	\$ 10,553,045
State Revenue From Intertrack Performances	
Tax on Handle	\$ 15,666,819
State Revenue From Charity Performances	
Daily License Fees	\$ 251,900
Total State Revenue From Pari-Mutuel Performances	\$ 26,471,764
Other State Revenue	
Occupational Licenses	\$ 637,782
Fingerprint Fees	293,095
Escheated Tickets From Greyhound and Jai Alai (1)	1,593,859
Racing Scholarship Funds (1)	5,979
Racing Research Trust Fund - Fines	28,425
Miscellaneous Revenue	3,326
Miscellaneous Fines	<u>27,400</u>
Total Other State Revenue	\$ 2,589,866
State Revenue From Cardrooms	
Table Fees	\$ 238,000
Gross Receipts Tax	3,808,977
Occupational Licenses	<u>91,250</u>
Total State Revenue From Cardrooms	\$ 4,138,227
Total State Revenue Generated	<u><u>\$ 33,199,857</u></u>

(1) Escheated Tickets from Greyhound Racing and Jai Alai Gaming; and Racing Scholarship Funds are distributed to the Department of Education.

FISCAL YEARS COMPARATIVE DATA

Beginning with the 1931/1932 Fiscal Year, the state began collecting taxes on pari-mutuel wagering. In most recent years, pari-mutuel handle has steadily declined. During that initial year, the pari-mutuel industry operated 462 racing days in Florida, which resulted in state revenue of \$737,301; total paid attendance of 1,157,161; and total pari-mutuel handle of \$17,365,424.

For Fiscal Years 1931/1932 through 2004/2005, approximately \$63.3 billion in pari-mutuel handle wagered resulted in nearly \$3.7 billion in state revenue. This fiscal year, total handle was \$1.4 billion, and state revenue was \$33.2 million from 4,300 cumulative operating days.

Shown below is a summary of pari-mutuel handle and state revenue for Fiscal Years 1995/1996 through 2004/2005.

PARI-MUTUEL HANDLE AND STATE REVENUE SUMMARY

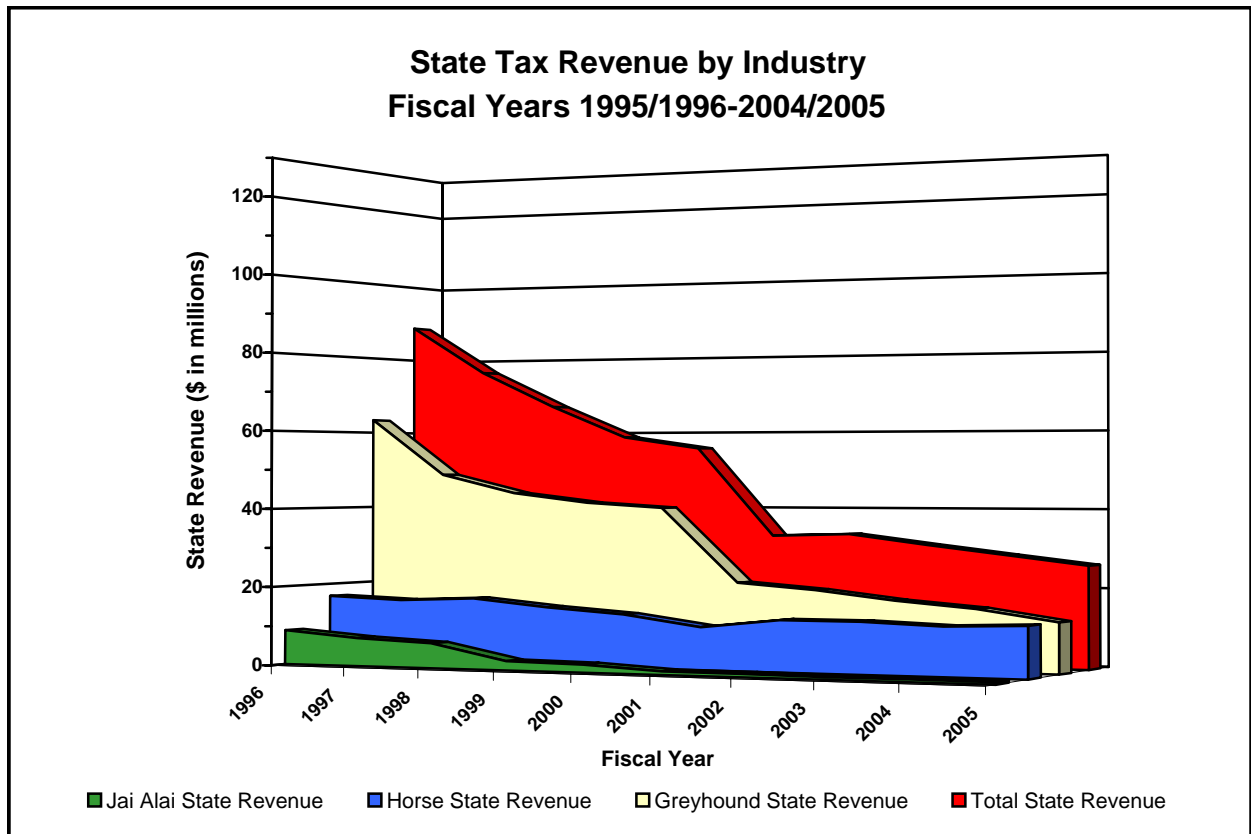
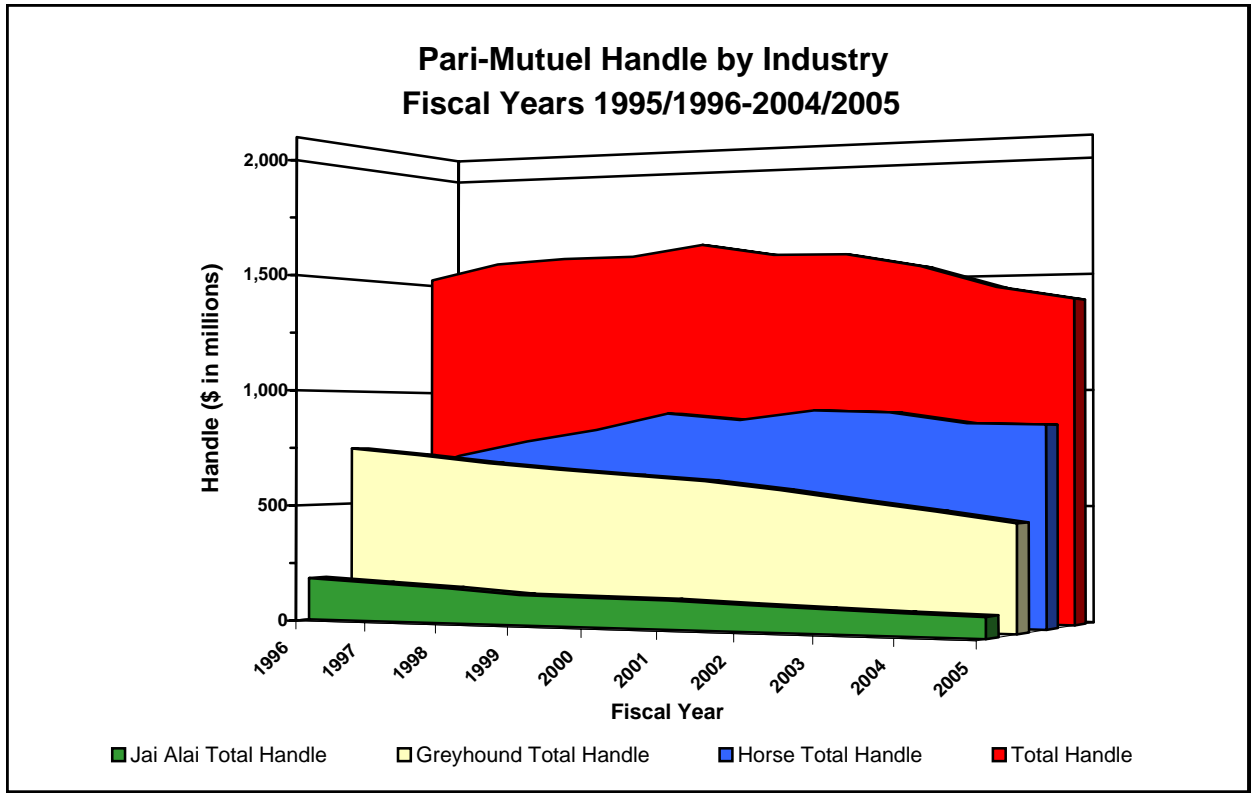
<i>Fiscal Year</i>	<i>Number of Racing Days</i>	<i>Total Paid Attendance (1)</i>	<i>Total Pari-Mutuel Handle (2)</i>	<i>Total State Revenue (3)</i>	<i>State Revenue as a Percent of Handle</i>
1995/1996	4,692	9,403,703	\$1,525,851,211	\$92,976,956	6.09%
1996/1997	4,773	8,579,944	\$1,592,442,941	\$76,335,094	4.80%
1997/1998	4,969	7,679,823	\$1,609,182,244	\$71,475,527	4.44%
1998/1999	4,604	3,621,059	\$1,611,699,224	\$62,934,837	3.90%
1999/2000	4,557	3,437,073	\$1,656,229,260	\$59,785,130	3.61%
2000/2001	4,475	3,040,755	\$1,602,300,077	\$36,819,451	2.30%
2001/2002	4,487	2,836,869	\$1,596,945,465	\$37,114,026	2.32%
2002/2003	4,243	2,742,429	\$1,536,568,898	\$34,335,380	2.23%
2003/2004	4,342	2,804,583	\$1,439,870,758	\$34,218,813	2.38%
2004/2005	4,300	2,135,044	\$1,383,620,482	\$33,199,857	2.40%

1. Due to the revision of Section 550.0951(2)(b), F.S., which no longer requires tax on free admission, this chart only reflects **paid** admissions beginning in Fiscal Year 1998/1999.

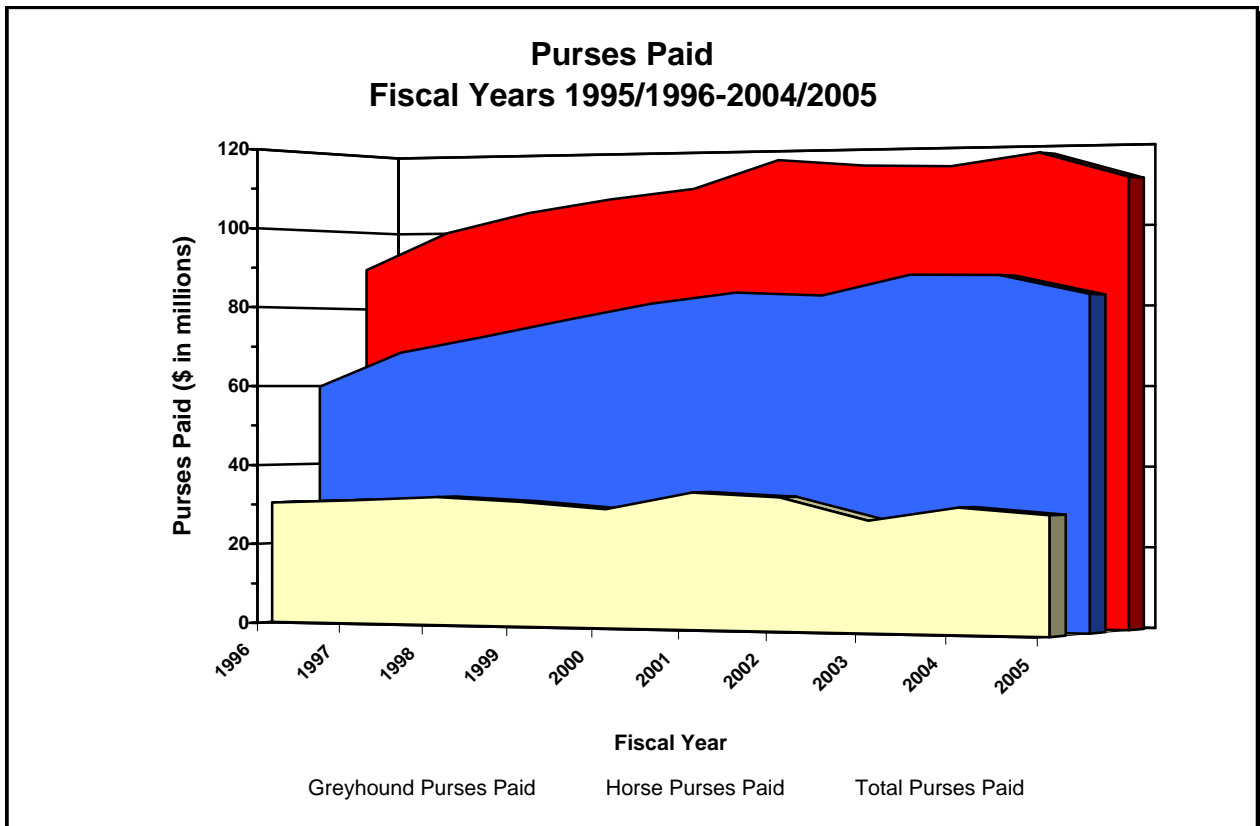
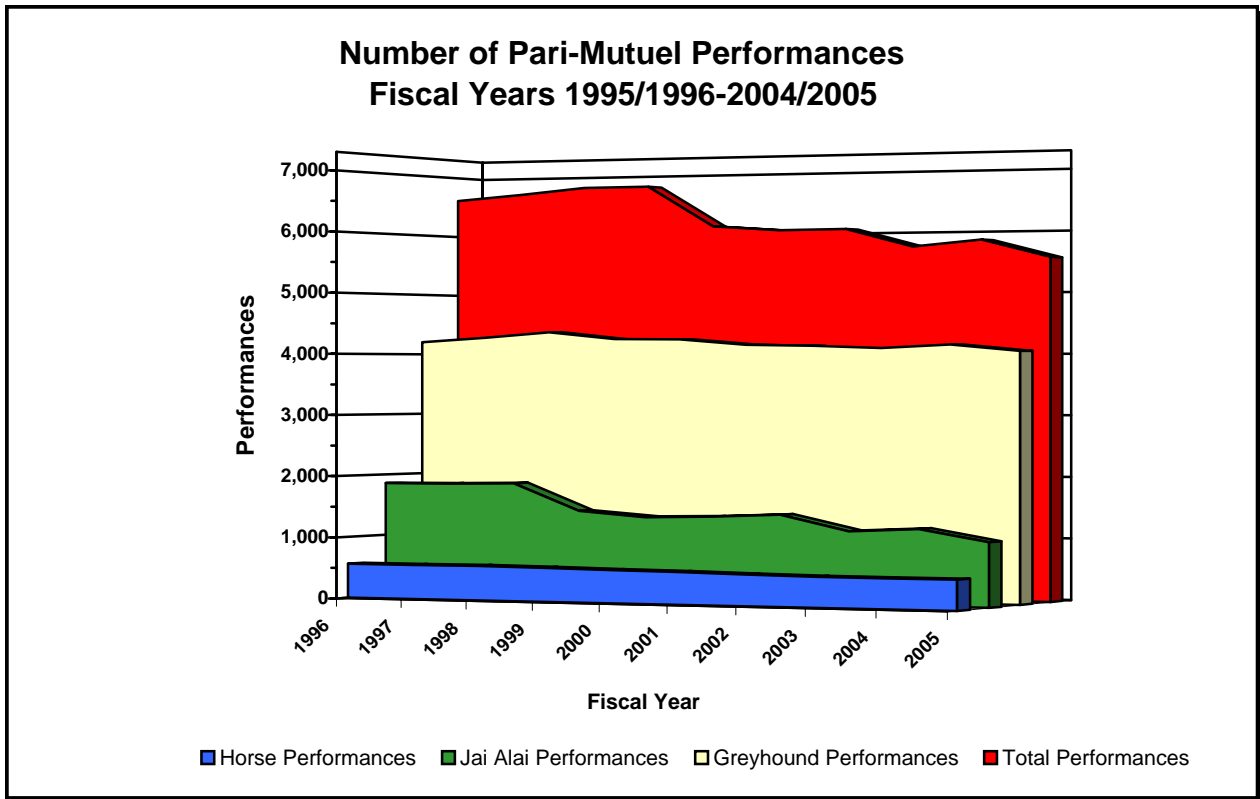
2. Excludes charity/scholarship handle.

3. Includes taxes, fees, fines, and miscellaneous state revenue.

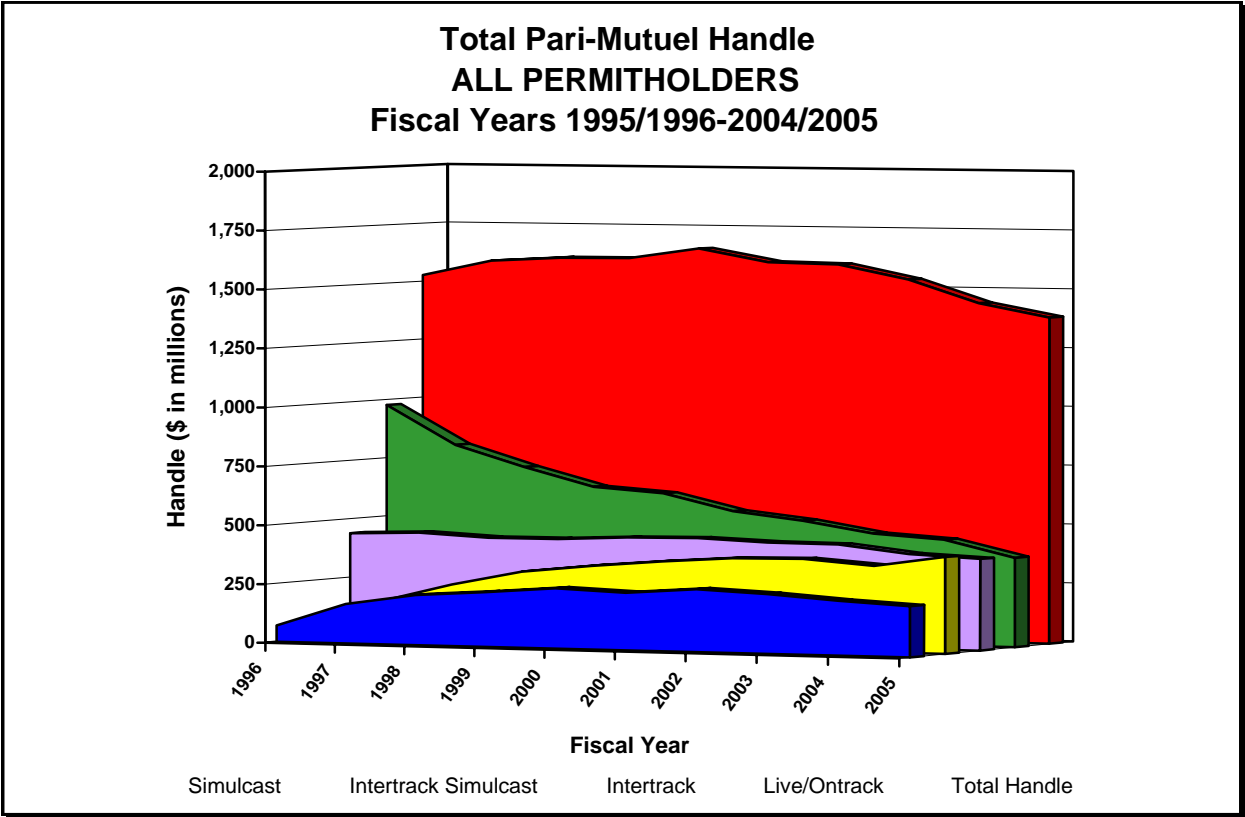
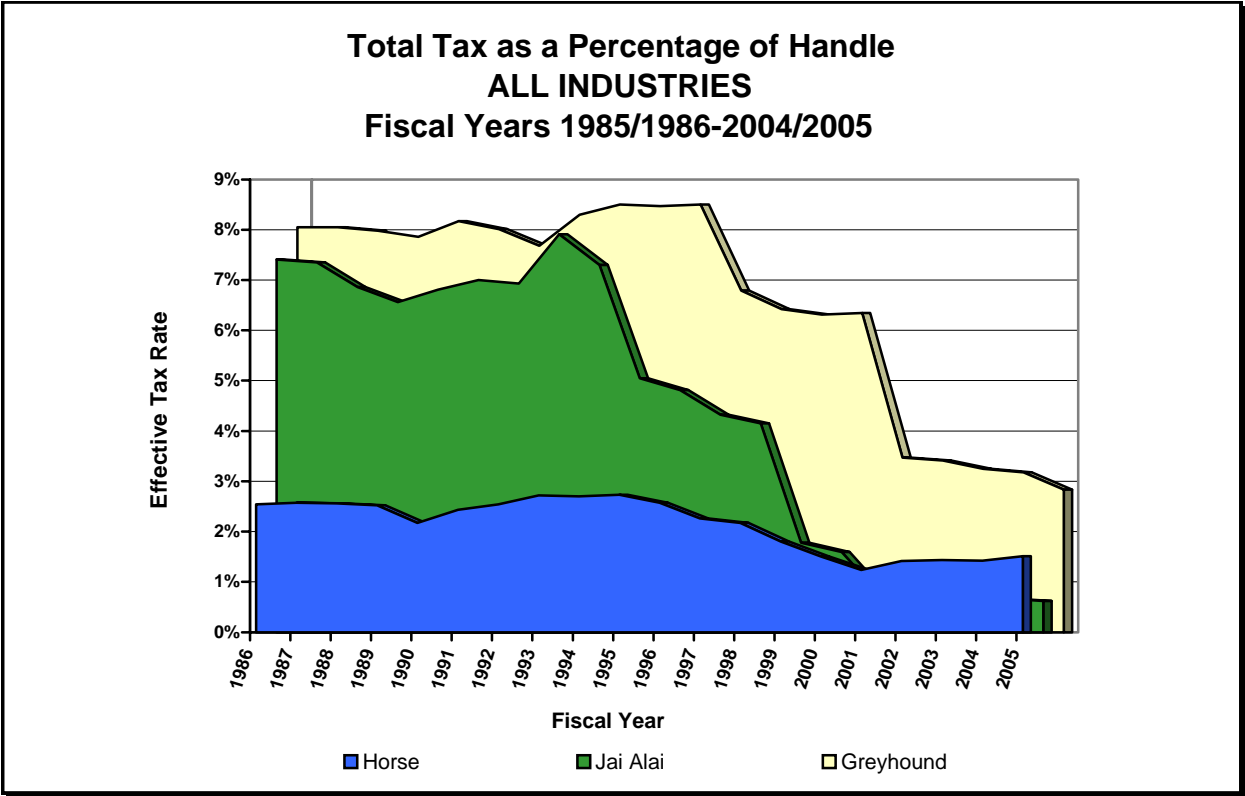
HISTORICAL PARI-MUTUEL WAGERING ACTIVITY



HISTORICAL PARI-MUTUEL WAGERING ACTIVITY



HISTORICAL PARI-MUTUEL WAGERING ACTIVITY



CHARITY AND SCHOLARSHIP PERFORMANCES

With several exceptions, each permitholder may operate up to five additional days designated as charity or scholarship days during their regular meet. Proceeds from these additional days are paid to approved charities, major state and private institutions of higher learning, community colleges, the Historic Resources Operating Trust Fund or the Racing Scholarship Trust Fund. Typically, the amount contributed to charitable organizations is determined by calculating the amount of taxes due to the state had it been a regular performance. A minimum of \$2,876,878 was paid to charitable organizations during Fiscal Year 2004/2005, bringing the total proceeds disbursed since 1985 to \$56,584,338.

RACING SCHOLARSHIP TRUST FUND

The Racing Scholarship Trust Fund is administered by the Division of Colleges and Universities of the Board of Education and is used to provide scholarships to deserving students who are attending Florida's colleges and universities. A total of \$16,860,337 has been paid to this fund since the program began in 1949. The amount contributed to the fund this fiscal year is detailed below.

Racing Scholarship Trust Fund	
Washington County Kennel Club, Inc.	\$5,979
Total For 2004/2005 Fiscal Year	\$5,979

ABANDONED WINNING TICKETS

Abandoned pari-mutuel tickets are winning tickets that remain uncashed for a period of one year. The value of greyhound and jai alai abandoned tickets for live on-track races or games escheat to the state. These funds are deposited into the State School Fund for the support and maintenance of Florida's public schools. Since 1957, the total paid into this fund is \$83,317,172. The amount collected in abandoned winning tickets for the State School Fund for this fiscal year is detailed below.

Abandoned Winning Tickets	
Greyhound Permitholders	\$1,370,471
Jai Alai Permitholders	\$223,388
Total For 2004/2005 Fiscal Year	\$1,593,859

In harness and quarter horse racing, abandoned winning tickets are paid to the respective breeders' associations. Abandoned winning tickets from thoroughbred horse racing are retained by the permitholder.




COMPONENTS OF CARDROOM REVENUE BY ASSOCIATION

Fiscal Year 2004/2005

Greyhound Racing Associations

	<i>County/ Municipality</i>	<i>Gross Receipts</i>	<i>Gross Receipts Tax</i>	<i>Table Fees Collected</i>	<i>Total Taxes and Fees</i>
Bayard Raceways, Inc.	St. Johns	\$6,421,856	\$642,185	\$22,500	\$664,685
Daytona Beach Kennel Club, Inc.	Volusia	4,256,946	425,695	17,500	443,195
Ebro Greyhound Park (Washington County Kennel Club, Inc.)	Washington	1,492,881	149,288	13,000	162,288
Flagler Greyhound Track (West Flagler Associates, Ltd.)	Dade	656,112	65,611	7,500	73,111
Hollywood Greyhound Track (Hartman & Tyner, Inc.)	Hallandale	1,353,898	135,390	20,500	155,890
Jefferson County Kennel Club, Inc.	Jefferson	1,399,613	139,961	15,000	154,961
Melbourne Greyhound Park, LLC.	Brevard	1,413,611	141,361	22,000	163,361
Naples-Ft. Myers Greyhound Track (Southwest FL Enterprises, Inc.)	Lee	2,887,326	288,733	12,500	301,233
Palm Beach Kennel Club (Investment Corporation of Palm Beach)	Palm Beach	6,104,307	610,431	26,000	636,431
St. Petersburg Kennel Club, Inc.	Pinellas	6,598,437	659,844	29,000	688,844
Total Greyhound Permitholders		<u>32,584,987</u>	<u>3,258,499</u>	<u>185,500</u>	<u>3,443,999</u>
Jai Alai Permitholders					
Miami/SummerJai Alai	Dade	805,681	80,568	8,500	89,068
Dania/Summersport		1,862,312	186,231	16,000	202,231
Total Jai Alai Permitholders		<u>2,667,993</u>	<u>266,799</u>	<u>24,500</u>	<u>291,299</u>
Thoroughbred Racing Associations					
Tampa Bay Downs, Inc.	Hallandale Hillsborough	1,026,360	102,636	8,500	111,136
Calder Race Course, Inc./Tropical Park, Inc.	Dade	282,898	28,290	5,500	33,790
Total Thoroughbred Permitholders		<u>1,309,258</u>	<u>130,926</u>	<u>14,000</u>	<u>144,926</u>
Harness Racing Associations					
Pompano Park Racing (PPI, Inc.)	Broward	1,527,526	152,753	14,000	166,753
TOTAL FOR ALL PERMITHOLDERS		<u>\$38,089,764</u>	<u>\$3,808,977</u>	<u>\$238,000</u>	<u>\$4,046,977</u>

REVENUE AND OTHER DATA BY ASSOCIATION



GREYHOUND RACING

Florida remains the leader in greyhound racing in the United States with 18 permitholders operating throughout the state. A total of 4,037 performances, exclusive of charity and scholarship performances, were conducted during this past fiscal year, a decrease of 3 percent from the previous fiscal year.

During Fiscal Year 2004/2005, handle wagered at live greyhound performances decreased by 12 percent. Intertrack handle wagered on broadcasts of live Florida greyhound performances decreased by 7 percent. Simulcast and intertrack simulcast handle wagered on broadcasts of performances from outside the state decreased by 8 percent and 2 percent respectively. As a result, total handle declined by 9 percent for the Florida greyhound industry.

Corresponding with the decline in total handle was the decline of revenue to the state. Total revenue to the state during Fiscal Year 2004/2005, declined by 19 percent from the prior year. The greyhound industry accounted for approximately 49 percent of Florida's total revenue and 33 percent of total handle from pari-mutuel performances.

Total paid attendance decreased by 12 percent from the prior year. The division reports only paid attendance and does not include free admissions or complimentary passes in its data.

Based on audits conducted by the division, greyhound permitholders paid \$29,118,910 in purses during Fiscal Year 2004/2005, which includes stakes, fees, and sponsor contributions. The numerous stakes races conducted during the past year by greyhound permitholders is shown in detail on the individual permitholder pages of this section.

Nearly all of Florida's greyhound permitholders actively sponsor greyhound adoption programs. Many of the state's greyhound tracks provide for on-site adoption booths, animal welfare, funding, advertising, special events, and public information. Florida Statutes provide that greyhound permitholders receive credits applicable against taxes in an amount equal to the uncashed tickets remitted to the state in the prior fiscal year. Each permitholder is required to pay an amount equal to 10 percent of the amount of the credit received to any bona fide organization which promotes or encourages greyhound adoptions. During Fiscal Year 2004/2005, total contributions provided to greyhound adoption units amounted to \$202,206.

Total Performances	4,037	Total Racing Days	3,088
Total Admission Tax	\$104,882	Total Paid Attendance	1,565,858

Handle Distribution						
Handle Type	Public Pool	Total for Permitholder	Total to State*	%	Total Handle	%
Live	\$144,037,431	\$39,183,510	\$6,630,117	(20%)	\$189,851,058	(12%)
Simulcast	11,629,798	3,032,946	576,447	(18%)	15,239,191	(8%)
Intertrack	173,798,010	49,086,180	5,193,397	(17%)	228,077,587	(7%)
Intertrack Simulcast	11,465,251	3,243,456	312,871	(18%)	15,021,578	(2%)
	\$340,930,490	\$94,546,092	\$12,712,832	(19%)	\$448,189,414	(9%)

* Add admission tax to calculate total paid to state

% = Total percentage increase or (decrease) from previous state fiscal year

Bet Miami Greyhounds

Broward and Dade County - Hallandale Beach and Miami, Florida

**Meet Period: September 1, 2004 to October 16, 2004 at Flagler Greyhound Track (1)
December 1, 2004 to December 31, 2004 at Hollywood Greyhound Track (2)
May 1, 2005 to May 31, 2005 at Hollywood Greyhound Track (2)**

Flagler Greyhound Track

Telephone: 305.649.3000
Fax: 305.631.4525

Mailing Address

P.O. Box 350940
Miami, Florida 33135-0940

Racing Results

Performances 135
Racing Days 98
Paid Attendance 0
Total Admission Tax \$0
Purses Paid \$1,170,227

Hollywood Greyhound Track

Telephone: 954.924.3200
Fax: 954.457.4229

Mailing Address

P.O. Box 2007
Hollywood, Florida 33022-2007

(1) See Flagler Greyhound Track for street address

(2) See Hollywood Greyhound Track for street address

Handle Distribution

Handle Type	Public Pool	Total for Permitholder	Total to State*	%	Total Handle	%
Live	\$4,430,377	\$1,126,176	\$241,730	(22%)	\$5,798,283	(13%)
Simulcast	3,068,192	812,991	134,000	(34%)	4,015,183	(16%)
Intertrack	5,442,130	1,536,522	151,845	(20%)	7,130,497	(7%)
Intertrack Simulcast	2,958,845	856,585	56,200	(35%)	3,871,630	(8%)
	\$15,899,544	\$4,332,274	\$583,775	(26%)	\$20,815,593	(11%)

* Add admission tax to calculate total paid to state

% = Total percentage increase or (decrease) from previous state fiscal year

CCC Racing

Collins and Collins Partnership
Seminole County - Longwood, Florida

**Meet Period: July 1, 2004 to October 30, 2004 at Sanford-Orlando Kennel Club
May 3, 2005 to June 30, 2005 at Sanford-Orlando Kennel Club**

Telephone: 407.831.1600 Fax: 407.831.3997

Mailing Address

P.O. Box 520280
Longwood, Florida 32752-0280

Racing Results

Performances 217
Racing Days 146
Paid Attendance 48,184
Total Admission Tax \$0
Purses Paid \$897,379

Street Address

301 Dog Track Road
Longwood, Florida 32750

Major Stakes Races

CCC Sprint Classic \$8,000
CCC Distance Classic \$8,000

Handle Distribution

Handle Type	Public Pool	Total for Permitholder	Total to State*	%	Total Handle	%
Live	\$5,243,673	\$1,566,258	\$0	0%	\$6,809,931	(1%)
Simulcast	0	0	0	0%	0	0%
Intertrack	0	0	0	0%	0	0%
Intertrack Simulcast	0	0	0	0%	0	0%
	\$5,243,673	\$1,566,258	\$0	0%	\$6,809,931	(1%)

* Add admission tax to calculate total paid to state

% = Total percentage increase or (decrease) from previous state fiscal year

Daytona Beach Kennel Club, Inc.

Volusia County - Daytona Beach, Florida

Meet Period: July 1, 2004 to June 30, 2005

Telephone: 386.252.6484 Fax: 386.252.4808

Mailing Address

P.O. Box 11470
Daytona Beach, Florida 32120

Street Address

2201 West International Speedway
Daytona Beach, Florida 32114

Racing Results

Performances 431
Racing Days 345
Paid Attendance 211,298
Total Admission Tax \$934
Purses Paid \$1,662,952

Handle Distribution

Handle Type	Public Pool	Total for Permitholder	Total to State*	%	Total Handle	%
Live	\$7,792,183	\$3,026,581	\$33,317	(86%)	\$10,852,081	(19%)
Simulcast	0	0	0	0%	0	0%
Intertrack	0	0	0	0%	0	0%
Intertrack Simulcast	0	0	0	0%	0	0%
	\$7,792,183	\$3,026,581	\$33,317	(86%)	\$10,852,081	(19%)

* Add admission tax to calculate total paid to state

% = Total percentage increase or (decrease) from previous state fiscal year

Ebro Greyhound Park

Washington County Kennel Club, Inc.
Washington County - Ebro, Florida

Meet Period: July 1, 2004 to November 27, 2004

January 7, 2005 to June 30, 2005

Telephone: 850.234.3943 Fax: 850.535.4442

Mailing Address

6558 Dog Track Road
Ebro, Florida 32437

Street Address

6558 Dog Track Road
Ebro, Florida 32437

Racing Results

Performances 229
Racing Days 188
Paid Attendance 37,667
Total Admission Tax \$7,934
Purses Paid \$739,834

Major Stakes Races

Sprint Champion \$1,000
Mega Morris \$10,000
Super Marathon \$1,500
Ebro Derby \$8,664
Future Champion \$1,000

Handle Distribution

Handle Type	Public Pool	Total for Permitholder	Total to State*	%	Total Handle	%
Live	\$3,879,011	\$1,185,221	\$500,177	(11%)	\$5,564,409	(12%)
Simulcast	0	0	0	0%	0	0%
Intertrack	0	0	0	0%	0	0%
Intertrack Simulcast	0	0	0	0%	0	0%
	\$3,879,011	\$1,185,221	\$500,177	(11%)	\$5,564,409	(12%)

* Add admission tax to calculate total paid to state

% = Total percentage increase or (decrease) from previous state fiscal year

Flagler Greyhound Track

West Flagler Associates, Ltd.
Dade County - Miami, Florida

*Meet Period: July 1, 2004 to August 31, 2004
October 17, 2004 to November 30, 2004
June 1, 2005 to June 30, 2005*

Telephone: 305.649.3000 Fax: 305.631.4525

Mailing Address

P.O. Box 350940
Miami, Florida 33135-0940

Street Address

401 N.W. 38th Court
Miami, Florida 33126

Racing Results

Performances	186
Racing Days	132
Paid Attendance	0
Total Admission Tax	\$0
Purses Paid	\$1,627,768

Major Stakes Races

Flagler Derby	\$20,000
Hecht Marathon	\$20,000

Handle Distribution						
Handle Type	Public Pool	Total for Permitholder	Total to State*	%	Total Handle	%
Live	\$4,930,072	\$1,157,247	\$316,518	(15%)	\$6,403,837	(14%)
Simulcast	3,575,850	941,542	175,239	(16%)	4,692,631	(3%)
Intertrack	7,599,859	1,994,841	296,303	3%	9,891,003	3%
Intertrack Simulcast	4,940,753	1,396,567	135,466	(16%)	6,472,786	3%
	\$21,046,534	\$5,490,197	\$923,526	(10%)	\$27,460,257	(2%)

* Add admission tax to calculate total paid to state

% = Total percentage increase or (decrease) from previous state fiscal year

Hollywood Greyhound Track

Hartman and Tyner, Inc.
Broward County - Hallandale Beach, Florida

Meet Period: January 1, 2005 to April 30, 2005

Telephone: 954.924.3200 Fax: 954.457.4229

Mailing Address

P.O. Box 2007
Hollywood, Florida 33022

Street Address

831 North Federal Highway
Hallandale Beach, Florida 33009

Racing Results

Performances	162
Racing Days	115
Paid Attendance	0
Total Admission Tax	\$0
Purses Paid	\$2,018,174

Major Stakes Races

World Classic	\$75,000
Hollywoodian	\$30,000
Futurity	\$15,000
Joe Ryan, Jr. Memorial	\$10,000

Handle Distribution						
Handle Type	Public Pool	Total for Permitholder	Total to State*	%	Total Handle	%
Live	\$7,301,484	\$1,852,933	\$436,579	(16%)	\$9,590,996	(14%)
Simulcast	4,956,325	1,272,668	264,167	(9%)	6,493,160	(5%)
Intertrack	6,635,336	1,896,917	209,181	(22%)	8,741,434	(15%)
Intertrack Simulcast	3,315,514	929,288	106,026	(11%)	4,350,828	(2%)
	\$22,208,659	\$5,951,806	\$1,015,953	(15%)	\$29,176,418	(11%)

* Add admission tax to calculate total paid to state

% = Total percentage increase or (decrease) from previous state fiscal year

Jacksonville Kennel Club, Inc.

Duval County - Jacksonville, Florida

Meet Period: July 1, 2004 to September 6, 2004

June 1, 2005 to June 30, 2005

Telephone: 904.646.0001

Fax: 904.646.0420

Mailing Address

P.O. Box 54249
Jacksonville, Florida 32245-4249

Street Address

1440 North McDuff Avenue
Jacksonville, Florida 32205

Racing Results

Performances 98
Racing Days 75
Paid Attendance 30,997
Total Admission Tax \$1,118
Purses Paid \$1,045,925

Major Stakes Races

Mayor's Cup \$35,000

Handle Distribution

Handle Type	Public Pool	Total for Permitholder	Total to State*	%	Total Handle	%
Live	\$5,837,654	\$1,627,792	\$188,984	(20%)	\$7,654,430	(6%)
Simulcast	0	0	0	0%	0	(100%)
Intertrack	16,142,740	4,712,395	359,457	(8%)	21,214,592	7%
Intertrack Simulcast	0	0	0	0%	0	(100%)
	\$21,980,394	\$6,340,187	\$548,441	(13%)	\$28,869,022	3%

* Add admission tax to calculate total paid to state

% = Total percentage increase or (decrease) from previous state fiscal year

Jefferson County Kennel Club, Inc.

Jefferson County - Monticello, Florida

Meet Period: July 1, 2004 to December 18, 2004

January 14, 2005 to June 30, 2005

Telephone: 850.997.2561

Fax: 850.997.3871

Mailing Address

P.O. Box 400
Monticello, Florida 32345

Street Address

3079 North Jefferson Street
Monticello, Florida 32344

Racing Results

Performances 276
Racing Days 233
Paid Attendance 58,121
Total Admission Tax \$4,390
Purses Paid \$776,440

Handle Distribution

Handle Type	Public Pool	Total for Permitholder	Total to State*	%	Total Handle	%
Live	\$3,367,263	\$1,091,530	\$360,391	4%	\$4,819,184	15%
Simulcast	0	0	0	0%	0	0%
Intertrack	0	0	0	0%	0	0%
Intertrack Simulcast	0	0	0	0%	0	0%
	\$3,367,263	\$1,091,530	\$360,391	4%	\$4,819,184	15%

* Add admission tax to calculate total paid to state

% = Total percentage increase or (decrease) from previous state fiscal year

Melbourne Greyhound Park, LLC.

Brevard County - Melbourne, Florida

Meet Period: December 27, 2004 to June 30, 2005

Telephone: 321.259.9800 Fax: 321.259.3437

Mailing Address

1100 North Wickham Road
Melbourne, Florida 32935

Street Address

1100 North Wickham Road
Melbourne, Florida 32935

Racing Results

Performances 156
Racing Days 153
Paid Attendance 23,567
Total Admission Tax \$1,386
Purses Paid \$424,905

Handle Distribution

Handle Type	Public Pool	Total for Permitholder	Total to State*	%	Total Handle	%
Live	\$806,283	\$259,090	\$86,231	35%	\$1,151,604	(20%)
Simulcast	0	0	0	0%	0	0%
Intertrack	0	0	0	0%	0	0%
Intertrack Simulcast	0	0	0	0%	0	0%
	\$806,283	\$259,090	\$86,231	35%	\$1,151,604	(20%)

* Add admission tax to calculate total paid to state

% = Total percentage increase or (decrease) from previous state fiscal year

Naples-Ft. Myers Greyhound Track

Southwest Florida Enterprises, Inc.

Lee County - Bonita Springs, Florida

Meet Period: July 1, 2004 to June 30, 2005

Telephone: 239.992.2411 Fax: 239.947.9244

Mailing Address

P.O. Box 2567
Bonita Springs, Florida 34133-2567

Street Address

10601 Bonita Beach Road, S.W.
Bonita Springs, Florida 34135-2567

Racing Results

Performances 388
Racing Days 284
Paid Attendance 275,586
Total Admission Tax \$40,021
Purses Paid \$2,315,011

Handle Distribution

Handle Type	Public Pool	Total for Permitholder	Total to State*	%	Total Handle	%
Live	\$16,326,470	\$3,930,650	\$897,607	(4%)	\$21,154,727	(10%)
Simulcast	0	0	0	0%	0	0%
Intertrack	11,921,314	3,298,511	283,291	7%	15,503,116	18%
Intertrack Simulcast	0	0	0	0%	0	0%
	\$28,247,784	\$7,229,161	\$1,180,898	(1%)	\$36,657,843	0%

* Add admission tax to calculate total paid to state

% = Total percentage increase or (decrease) from previous state fiscal year

Orange Park Kennel Club, Inc.

Clay County - Orange Park, Florida

Meet Period: December 8, 2004 to May 30, 2005

Telephone: 904.646.0001 Fax: 904.646.0420

Mailing Address

P.O. Box 54249
Jacksonville, Florida 32245-4249

Street Address

455 Park Avenue
Orange Park, Florida 32073

Racing Results

Performances 188
Racing Days 143
Paid Attendance 49,897
Total Admission Tax \$3,465
Purses Paid \$2,457,919

Major Stakes Races

Clay County Classic \$35,000
Orange Park Derby \$35,000
Orange Park Puppy Stakes \$15,000

Handle Distribution

Handle Type	Public Pool	Total for Permitholder	Total to State*	%	Total Handle	%
Live	\$8,825,285	\$2,184,339	\$546,578	(29%)	\$11,556,202	(17%)
Simulcast	24,205	5,039	2,316	(15%)	31,560	(19%)
Intertrack	30,979,469	8,643,060	1,082,335	(20%)	40,704,864	(5%)
Intertrack Simulcast	246,581	60,196	15,059	(6%)	321,836	(8%)
	\$40,075,540	\$10,892,634	\$1,646,288	(23%)	\$52,614,462	(8%)

** Add admission tax to calculate total paid to state*

% = Total percentage increase or (decrease) from previous state fiscal year

Palm Beach Kennel Club

Investment Corporation of Palm Beach
Palm Beach County - West Palm Beach, Florida

Meet Period: July 1, 2004 to June 30, 2005

Telephone: 561.683.2222 Fax: 561.471.9114

Mailing Address

1111 North Congress Avenue
West Palm Beach, Florida 33409-6317

Street Address

1111 North Congress Avenue
West Palm Beach, Florida 33409-6317

Racing Results

Performances 442
Racing Days 340
Paid Attendance 474,449
Total Admission Tax \$36,113
Purses Paid \$4,237,510

Major Stakes Races

James W. Paul 3/8th Mile Derby \$50,000
Arthur J. Rooney - St. Patrick's Invitational \$25,000
Royal Palm Classic \$25,000
Labor Day Puppy Stakes \$20,000
Dick Andrews Futurity \$20,000
Spring Puppy Stakes \$20,000
Bud Light Triathlon \$5,000

Handle Distribution

Handle Type	Public Pool	Total for Permitholder	Total to State*	%	Total Handle	%
Live	\$28,357,917	\$6,877,305	\$1,886,972	(15%)	\$37,122,194	(9%)
Simulcast	3,459	508	486	(34%)	4,453	(63%)
Intertrack	39,019,793	10,638,978	1,550,327	(14%)	51,209,098	(5%)
Intertrack Simulcast	0	0	0	(100%)	0	(100%)
	\$67,381,169	\$17,516,791	\$3,437,785	(15%)	\$88,335,745	(7%)

** Add admission tax to calculate total paid to state*

% = Total percentage increase or (decrease) from previous state fiscal year

Note: Palm Beach experienced a loss of 22 performances in September 2004, due to the 2004 hurricane season.

Pensacola Greyhound Track, Inc.

Escambia County - Pensacola, Florida

Meet Periods: July 1, 2004 to September 12, 2004

January 30, 2005 to June 30, 2005

Telephone: 850.455.8595

Fax: 850.453.8883

Mailing Address

P.O. Box 12824
Pensacola, Florida 32591-2824

Street Address

951 Dog Track Road
Pensacola, Florida 32506-8236

Racing Results

Performances 192
Racing Days 162
Paid Attendance 3,560
Total Admission Tax \$0
Purses Paid \$731,031

Handle Distribution

Handle Type	Public Pool	Total for Permitholder	Total to State*	%	Total Handle	%
Live	\$2,913,186	\$1,015,418	\$0	(100%)	\$3,928,604	(45%)
Simulcast	0	0	0	0%	0	0%
Intertrack	0	0	0	0%	0	0%
Intertrack Simulcast	0	0	0	0%	0	0%
	\$2,913,186	\$1,015,418	\$0	(100%)	\$3,928,604	(45%)

* Add admission tax to calculate total paid to state

% = Total percentage increase or (decrease) from previous state fiscal year

Note: Pensacola closed from 09/13/2004 through 01/29/2005, due to damage from Hurricane Ivan.

Sanford-Orlando Kennel Club, Inc.

Seminole County - Longwood, Florida

Meet Period: November 1, 2004 to May 2, 2005

Telephone: 407.831.1600

Fax: 407.831.3997

Mailing Address

P.O. Box 520280
Longwood, Florida 32752-0280

Street Address

301 Dog Track Road
Longwood, Florida 32750

Racing Results

Performances 223
Racing Days 150
Paid Attendance 52,977
Total Admission Tax \$0
Purses Paid \$1,039,784

Major Stakes Races

Central Florida Derby \$16,141
King and Queen Championship \$500

Handle Distribution

Handle Type	Public Pool	Total for Permitholder	Total to State*	%	Total Handle	%
Live	\$5,863,850	\$1,749,581	\$0	0%	\$7,613,431	(1%)
Simulcast	0	0	0	0%	0	0%
Intertrack	0	0	0	0%	0	0%
Intertrack Simulcast	0	0	0	0%	0	0%
	\$5,863,850	\$1,749,581	\$0	0%	\$7,613,431	(1%)

* Add admission tax to calculate total paid to state

% = Total percentage increase or (decrease) from previous state fiscal year

St. Petersburg Kennel Club, Inc.

Pinellas County - St. Petersburg, Florida

Meet Period: October 4, 2004 to June 5, 2005

Telephone: 727.812.3339

Fax: 727.579.4362

Mailing Address

P.O. Box 22099
St. Petersburg, Florida 33742-2099

Street Address

10490 Gandy Boulevard
St. Petersburg, Florida 33702-2395

Racing Results

Performances 298
Racing Days 238
Paid Attendance 143,425
Total Admission Tax \$6,177
Purses Paid \$4,401,569

Major Stakes Races

Distance Classic \$100,000
Sprint Classic \$85,000
St. Petersburg Derby \$30,000
Gold Trophy Juvenile \$20,000
Consolation Derby \$10,000
Matinee Idol \$10,000
Puppy Preview \$8,000
T.L. Weaver Memorial \$8,000

Handle Distribution

Handle Type	Public Pool	Total for Permitholder	Total to State*	%	Total Handle	%
Live	\$22,403,198	\$6,115,461	\$774,380	(40%)	\$29,293,039	5%
Simulcast	0	0	0	0%	0	0%
Intertrack	30,128,803	8,789,911	740,972	(41%)	39,659,686	12%
Intertrack Simulcast	0	0	0	0%	0	0%
	\$52,532,001	\$14,905,372	\$1,515,352	(41%)	\$68,952,725	9%

* Add admission tax to calculate total paid to state

% = Total percentage increase or (decrease) from previous state fiscal year

Note: St. Petersburg changed their dates of operation, which resulted in a increase in the number of performances.

Tampa Greyhound Track

Associated Outdoor Clubs, Inc.

Hillsborough County - Tampa, Florida

Meet Period: July 1, 2004 to October 2, 2004

June 6, 2005 to June 30, 2005

Telephone: 813.932.4313

Fax: 813.932.5048

Mailing Address

P.O. Box 8096
Tampa, Florida 33674-8096

Street Address

8300 Nebreska Avenue
Tampa, Florida 33604

Racing Results

Performances 128
Racing Days 95
Paid Attendance 39,226
Total Admission Tax \$1,771
Purses Paid \$1,489,254

Major Stakes Races

Speed Classic \$25,000
Tampa Derby \$25,000
Juvenile Stake \$25,000

Handle Distribution

Handle Type	Public Pool	Total for Permitholder	Total to State*	%	Total Handle	%
Live	\$4,482,938	\$1,171,507	\$188,100	83%	\$5,842,545	(54%)
Simulcast	824	57	136	100%	1,017	(80%)
Intertrack	12,837,620	3,656,005	329,846	95%	16,823,471	(49%)
Intertrack Simulcast	778	145	37	100%	960	(61%)
	\$17,322,160	\$4,827,714	\$518,119	91%	\$22,667,993	(50%)

* Add admission tax to calculate total paid to state

% = Total percentage increase or (decrease) from previous state fiscal year

Note: Tampa changed their dates of operation, which resulted in a decrease in the number of performances.



JAI ALAI

Florida was the first state in the nation to conduct jai alai performances with the first fronton arena in the United States built in 1926. In Fiscal Year 2004/2005, there were seven jai alai permitholders operating at five frontons located in central and south Florida. In fact, Florida is now the only state to conduct jai alai games. A total of 1,032 regular performances, exclusive of charity and scholarship performances, were conducted during this past fiscal year, a decrease of 15.5 percent from the previous fiscal year.

During Fiscal Year 2004/2005, handle wagered on live jai alai performances decreased by 18 percent. Intertrack handle wagered on broadcasts of live Florida jai alai performances increased by 5 percent. Simulcast and intertrack simulcast handle wagered on broadcasts of performances from outside the state did not change. As a result, total handle declined by 7 percent for the Florida jai alai industry.

Corresponding with the decrease in total handle was the decrease of revenue to the state by 14 percent during Fiscal Year 2004/2005. The jai alai industry accounted for approximately 2 percent of Florida's total revenue and 6 percent of total handle from pari-mutuel performances.

Total paid attendance decreased by 25 percent from the prior year. The division reports only paid attendance and does not include free admissions or complimentary passes in its data.

Florida Statutes provide that jai alai permitholders receive credits applicable against taxes in an amount equal to the uncashed tickets remitted to the state in the prior fiscal year. Each permitholder that participates is required to pay an amount equal to 25 percent of the amount of the credit received to the National Association of Jai Alai Frontons. During Fiscal Year 2004/2005, total contributions provided to the NAJAF amounted to \$27,519.

Total Performances 1,032

Total Gaming Days 726

Total Admission Tax \$0

Total Paid Attendance 270,253

Handle Distribution						
Handle Type	Public Pool	Total for Permitholder	Total to State*	%	Total Handle	%
Live	\$30,155,993	\$9,431,599	\$539,720	(14%)	\$40,127,312	(18%)
Simulcast	0	0	0	0%	0	0%
Intertrack	35,370,553	11,719,175	0	0%	47,089,728	5%
Intertrack Simulcast	0	0	0	0%	0	0%
	\$65,526,546	\$21,150,774	\$539,720	(14%)	\$87,217,040	(7%)

* Add admission tax to calculate total paid to state

% = Total percentage increase or (decrease) from previous state fiscal year

Dania Jai Alai

Division of Aragon Group, Inc.
Broward County - Dania Beach, Florida

Meet Period: December 1, 2004 to June 30, 2005

Telephone: 954.927.2841 Fax: 954.920.9095

Mailing Address

P.O. Box 96
Dania Beach, Florida 33004

Street Address

301 East Dania Beach Boulevard
Dania Beach, Florida 33004

Gaming Results

Performances	237
Gaming Days	180
Paid Attendance	114,753
Total Admission Tax	0
Players Awards Paid	\$1,698,984

Handle Distribution

Handle Type	Public Pool	Total for Permitholder	Total to State*	%	Total Handle	%
Live	\$8,212,774	\$2,397,149	\$129,280	(1%)	\$10,739,203	(10%)
Simulcast	0	0	0	0%	0	0%
Intertrack	10,208,710	3,164,954	0	0%	13,373,664	10%
Intertrack Simulcast	0	0	0	0%	0	0%
	\$18,421,484	\$5,562,103	\$129,280	(1%)	\$24,112,867	0%

* Add admission tax to calculate total paid to state

% = Total percentage increase or (decrease) from previous state fiscal year

Florida Jai Alai, Inc.

Seminole County - Fern Park, Florida

Meet Period: January 1, 2005 to March 31, 2005

Telephone: 407.339.6221 Fax: 407.831.4689

Mailing Address

P.O. Box 300107
Fern Park, Florida 32730

Street Address

6405 South Highway 17-92
Fern Park, Florida 32730

Gaming Results

Performances	72
Gaming Days	49
Paid Attendance	19,652
Total Admission Tax	0
Players Awards Paid	\$312,341

Handle Distribution

Handle Type	Public Pool	Total for Permitholder	Total to State*	%	Total Handle	%
Live	\$1,467,306	\$407,257	\$40,800	(53%)	\$1,915,363	(45%)
Simulcast	0	0	0	0%	0	0%
Intertrack	0	0	0	0%	0	0%
Intertrack Simulcast	0	0	0	0%	0	0%
	\$1,467,306	\$407,257	\$40,800	(53%)	\$1,915,363	(45%)

* Add admission tax to calculate total paid to state

% = Total percentage increase or (decrease) from previous state fiscal year

Note: Florida Jai Alai experienced a loss of 27 performances, due to damage from the 2004 hurricane season.

Fort Pierce Jai Alai

Florida Gaming Centers, Inc.
St. Lucie County - Ft. Pierce, Florida

Meet Period: January 1, 2005 to April 30, 2005

Telephone: 772.464.7500 Fax: 772.464.0099

Mailing Address

1750 South Kings Highway
Ft. Pierce, Florida 34945-3099

Street Address

1750 South Kings Highway
Ft. Pierce, Florida 34945-3099

Gaming Results

Performances	0
Gaming Days	0
Paid Attendance	0
Total Admission Tax	\$0
Players Awards Paid	\$0

Handle Distribution

Handle Type	Public Pool	Total for Permitholder	Total to State*	%	Total Handle	%
Live	\$0	\$0	\$0	(100%)	\$0	(100%)
Simulcast	0	0	0	0%	0	0%
Intertrack	0	0	0	0%	0	0%
Intertrack Simulcast	0	0	0	0%	0	0%
	\$0	\$0	\$0	(100%)	\$0	(100%)

* Add admission tax to calculate total paid to state

% = Total percentage increase or (decrease) from previous state fiscal year

Note: Ft. Pierce Jai Alai did not open for live games during 2004/2005, due to damage from the 2004 hurricane season.

Miami Jai Alai

Florida Gaming Centers, Inc.
Dade County - Miami, Florida

Meet Period: November 1, 2004 to April 30, 2005

Telephone: 305.633.6400 Fax: 305.634.1712

Mailing Address

3500 N.W. 37th Avenue
Miami, Florida 33142

Street Address

3500 N.W. 37th Avenue
Miami, Florida 33142

Gaming Results

Performances	227
Gaming Days	154
Paid Attendance	27,912
Total Admission Tax	\$0
Players Awards Paid	\$2,181,000

Handle Distribution

Handle Type	Public Pool	Total for Permitholder	Total to State*	%	Total Handle	%
Live	\$7,786,455	\$2,610,663	\$121,160	0%	\$10,518,278	(12%)
Simulcast	0	0	0	0%	0	0%
Intertrack	9,773,140	3,420,463	0	0%	13,193,603	6%
Intertrack Simulcast	0	0	0	0%	0	0%
	\$17,559,595	\$6,031,126	\$121,160	0%	\$23,711,881	(3%)

* Add admission tax to calculate total paid to state

% = Total percentage increase or (decrease) from previous state fiscal year

Ocala Jai Alai

Lake Fron, Inc.

Marion County - Reddick, Florida

Meet Period: April 1, 2005 to June 25, 2005

Telephone: 352.591.2345 Fax: 352.591.3402

Mailing Address

P.O. Box 548
Orange Lake, Florida 32681

Street Address

4601 N.W. Highway 318
Reddick, Florida 32686

Gaming Results

Performances	100
Gaming Days	63
Paid Attendance	19,182
Total Admission Tax	\$0
Players Awards Paid	\$220,662

Handle Distribution

Handle Type	Public Pool	Total for Permitholder	Total to State*	%	Total Handle	%
Live	\$649,640	\$208,457	\$35,120	0%	\$893,217	4%
Simulcast	0	0	0	0%	0	0%
Intertrack	0	0	0	0%	0	0%
Intertrack Simulcast	0	0	0	0%	0	0%
	\$649,640	\$208,457	\$35,120	0%	\$893,217	4%

** Add admission tax to calculate total paid to state*

% = Total percentage increase or (decrease) from previous state fiscal year

Summer Jai Alai

Dade County - Miami, Florida

Meet Period: July 1, 2004 to October 31, 2004 at Miami Jai Alai

May 1, 2005 to June 30, 2005 at Miami Jai Alai

Telephone: 305.633.6400 Fax: 305.634.1712

Mailing Address

3500 N.W. 37th Avenue
Miami, Florida 33142

Street Address

3500 N.W. 37th Avenue
Miami, Florida 33142

Gaming Results

Performances	231
Gaming Days	157
Paid Attendance	31,196
Total Admission Tax	\$0
Players Awards Paid	\$2,020,000

Handle Distribution

Handle Type	Public Pool	Total for Permitholder	Total to State*	%	Total Handle	%
Live	\$7,332,493	\$2,448,014	\$123,280	0%	\$9,903,787	(11%)
Simulcast	0	0	0	0%	0	0%
Intertrack	9,135,200	3,196,964	0	0%	12,332,164	(2%)
Intertrack Simulcast	0	0	0	0%	0	0%
	\$16,467,693	\$5,644,978	\$123,280	0%	\$22,235,951	(6%)

** Add admission tax to calculate total paid to state*

% = Total percentage increase or (decrease) from previous state fiscal year

Summersport Enterprises, Ltd.

Division of Aragon Group, Inc.
Broward County - Dania Beach, Florida

Meet Period: July 1, 2004 to November 30, 2004 at Dania Jai Alai

Telephone: 954.927.2841 Fax: 954.920.9095

Mailing Address

P.O. Box 96
Dania Beach, Florida 33004

Street Address

301 East Dania Beach Boulevard
Dania Beach, Florida 33004

Gaming Results

Performances	165
Gaming Days	123
Paid Attendance	57,558
Total Admission Tax	\$0
Players Awards Paid	\$1,134,097

Handle Distribution

Handle Type	Public Pool	Total for Permitholder	Total to State*	%	Total Handle	%
Live	\$4,707,325	\$1,360,059	\$90,080	(1%)	\$6,157,464	(18%)
Simulcast	0	0	0	0%	0	0%
Intertrack	6,253,503	1,936,794	0	0%	8,190,297	4%
Intertrack Simulcast	0	0	0	0%	0	0%
	\$10,960,828	\$3,296,853	\$90,080	(1%)	\$14,347,761	(6%)

* Add admission tax to calculate total paid to state

% = Total percentage increase or (decrease) from previous state fiscal year



THOROUGHBRED RACING

Florida continues to be a premier thoroughbred racing state with four permitholders located in central and south Florida. A total of 337 regular performances, exclusive of charity and scholarship performances, were conducted during this past fiscal year, a decrease of 2 percent from the previous fiscal year.

During Fiscal Year 2004/2005, handle on live thoroughbred performances decreased 20 percent while intertrack handle wagered remained virtually unchanged. Simulcast handle wagered on broadcasts of performances from outside the state decreased by 8 percent while intertrack simulcast handle increased by 13 percent. As a result, total handle declined by 1 percent for the Florida thoroughbred industry.

Total revenue to the state during Fiscal Year 2004/2005, increased 5 percent from the prior year. The thoroughbred industry accounted for approximately 43 percent of Florida's total revenue and 54 percent of total handle from pari-mutuel performances.

Total paid attendance decreased by 55 percent from the prior year, which was largely due to Gulfstream Park being under construction, and not charging admission for Fiscal Year 2004/2005. The division reports only paid attendance and does not include free admissions or complimentary passes in its data.

Total Performances	337	Total Racing Days	338
Total Admissions Tax	\$69,662	Total Paid Attendance	298,933

Handle Distribution						
Handle Type	Public Pool	Total for Permitholder	Total to State*	%	Total Handle	%
Live	\$107,091,325	\$28,098,587	\$991,242	(14%)	\$136,181,154	(20%)
Simulcast	135,466,533	33,220,305	1,094,508	(6%)	169,781,346	(8%)
Intertrack	80,921,382	21,177,337	1,753,839	1%	103,852,558	0%
ITW/SIM	268,521,565	62,597,656	7,428,341	11%	338,547,562	13%
	\$592,000,805	\$145,093,885	\$11,267,930	5%	\$748,362,620	(1%)

* Add admission tax to calculate total paid to state

% = Total percentage increase or (decrease) from previous state fiscal year

Purses and Owners' Awards **						
Permitholder	Purses	Stakes	Entry and Nomination	Contributions	Total	Owners' Awards
Calder Race Course, Inc.	\$20,783,405	\$2,977,700	\$1,063,475	\$0	\$24,824,580	\$2,111,000
Gulfstream Park	17,059,670	4,913,115	1,124,425	1,328,035	24,425,245	0
Tampa Bay Downs, Inc.	10,762,624	1,289,130	281,275	657,095	12,990,124	636,600
Tropical Park, Inc.	8,889,330	1,597,550	687,900	0	11,174,780	778,500
	\$57,495,029	\$10,777,495	\$3,157,075	\$1,985,130	\$73,414,729	\$3,526,100

** As reported by permitholders

Calder Race Course, Inc.

Dade County - Miami, Florida

Meet Period: July 1, 2004 to October 23, 2004

April 25, 2005 to June 30, 2005

Telephone: 305.625.1311 Fax: 305.474.5697

Mailing Address

P.O. Box 1808
Miami, Florida 33055-0808

Street Address

21001 N.W. 27th Avenue
Miami, Florida 33056

Racing Results

Performances	118
Racing Days	118
Paid Attendance	127,387
Total Admission Tax	\$28,319
Purses Paid	\$24,824,580

Major Stakes Races

Princess Rooney Handicap (GRIII)	\$500,000
Smile Sprint Handicap (GRIII)	\$500,000
My Dear Girl Stakes	\$400,000
In Reality Stakes	\$400,000
Azalea Breeders' Cup Stakes (GRIII)	\$300,000
Carry Back Stakes (GRIII)	\$300,000
Calder Oaks	\$200,000
Calder Derby (GRIII)	\$200,000
Miami Mile Breeders' Cup Handicap (GRIII)	\$150,000
Hollywood Breeders' Cup Handicap	\$150,000

Handle Distribution

Handle Type	Total for				Total Handle	%
	Public Pool	Permitholder	Total to State*	%		
Live	\$31,881,563	\$8,751,363	\$299,818	(1%)	\$40,932,744	(9%)
Simulcast	72,652,207	17,946,762	544,216	(1%)	91,143,185	(1%)
Intertrack	19,622,907	5,282,562	458,233	(11%)	25,363,702	(12%)
Intertrack Simulcast	140,679,246	32,474,851	3,832,278	7%	176,986,375	6%
	\$264,835,923	\$64,455,538	\$5,134,545	4%	\$334,426,006	0%

* Add admission tax to calculate total paid to state

% = Total percentage increase or (decrease) from previous state fiscal year

Gulfstream Park Racing Association, Inc.

Broward County - Hallandale Beach, Florida

Meet Period: January 3, 2005 to April 24, 2005

Telephone: 954.454.7000 Fax: 954.454.7827

Mailing Address

901 South Federal Highway
Hallandale, Florida 33009

Street Address

901 South Federal Highway
Hallandale, Florida 33009

Racing Results

Performances	80
Racing Days	81
Paid Attendance	0
Total Admission Tax	\$0
Purses Paid	\$24,425,245

Major Stakes Races

Florida Derby	\$1,000,000
Sunshine Million Turf	\$500,000
Sunshine Millions Classic	\$1,000,000
Donn Handicap	\$500,000
Sunshine Millions Spirit	\$300,000
Gulfstream Park Handicap	\$300,000
Fountain Of Youth	\$300,000
Sunshine Millions Dash	\$250,000
Gulfstream Park Breeders' Cup	\$250,000
Richter Scale Breeders Cup	\$200,000
Rampart Handicap	\$200,000

Handle Distribution

Handle Type	Total for				Total Handle	%
	Public Pool	Permitholder	Total to State*	%		
Live	\$40,049,649	\$9,599,284	\$330,799	(32%)	\$49,979,732	(38%)
Simulcast	32,315,327	7,733,592	255,020	(19%)	40,303,939	(23%)
Intertrack	26,618,202	6,278,979	577,192	4%	33,474,373	0%
Intertrack Simulcast	54,186,847	12,366,125	1,440,774	33%	67,993,746	51%
	\$153,170,025	\$35,977,980	\$2,603,785	7%	\$191,751,790	(9%)

* Add admission tax to calculate total paid to state

% = Total percentage increase or (decrease) from previous state fiscal year

Tampa Bay Downs, Inc.

Hillsborough County - Tampa, Florida

Meet Period: December 11, 2004 to May 8, 2005

Telephone: 813.855.4401 Fax: 813.854.3539

Mailing Address

P.O. Box 2007
Oldsmar, Florida 34677

Street Address

11225 Race Track Road
Tampa, Florida 33626

Racing Results

Performances	89
Racing Days	89
Paid Attendance	119,199
Total Admission Tax	\$29,800
Purses Paid	\$12,990,124

Major Stakes Races

Tampa Bay Derby (GRIII)	\$250,000
Florida Oaks	\$150,000
Tampa Bay Breeders' Cup (T)	\$100,000
Hillsborough (T)(GRIII)	\$125,000
Endeavor (T)	\$100,000
Sam F. Davis	\$100,000
Florida Cup Sophomore Colts	\$75,000
Florida Cup Sophomore Fillies	\$75,000
Florida Cup Sophomore Turf (T)	\$75,000
Florida Cup Sprint	\$75,000
Florida Cup Turf Distaff (T)	\$75,000
Florida Cup Turf Classic (T)	\$75,000

Handle Distribution

Handle Type	Public Pool	Total for Permitholder	Total to State*	%	Total Handle	%
Live	\$19,941,886	\$5,561,024	\$223,030	(1%)	\$25,725,940	(1%)
Simulcast	8,090,900	2,038,304	122,359	(9%)	10,251,563	(23%)
Intertrack	24,276,621	6,807,022	484,234	10%	31,567,877	10%
Intertrack Simulcast	35,235,553	8,719,788	1,080,869	0%	45,036,210	0%
	\$87,544,960	\$23,126,138	\$1,910,492	2%	\$112,581,590	0%

* Add admission tax to calculate total paid to state

% = Total percentage increase or (decrease) from previous state fiscal year

Tropical Park, Inc.

Dade County - Miami, Florida

Meet Period: October 24, 2004 to January 2, 2005 at Calder Race Course

Telephone: 305.625.1311 Fax: 305.474.5697

Mailing Address

P. O. Box 1808
Miami, Florida 33055-0808

Street Address

21001 N.W. 27th Avenue
Miami, Florida 33056

Racing Results

Performances	50
Racing Days	50
Paid Attendance	52,347
Total Admission Tax	\$11,543
Purses Paid	\$11,174,780

Major Stakes Races

W. L. McKnight Handicap (GRII)	\$200,000
La Prevoyante Handicap (GRII)	\$200,000
Tropical Turf Handicap (GRIII)	\$100,000
Tropical Park Derby (GRIII)	\$100,000
Fred W. Hooper Handicap (GRIII)	\$100,000
My Charmer Handicap (GRIII)	\$100,000
Chaposa Springs Handicap (GRIII)	\$100,000
What A Pleasure	\$100,000

Handle Distribution

Handle Type	Public Pool	Total for Permitholder	Total to State*	%	Total Handle	%
Live	\$15,218,227	\$4,186,916	\$137,595	1%	\$19,542,738	(2%)
Simulcast	22,408,099	5,501,647	172,913	4%	28,082,659	4%
Intertrack	10,403,652	2,808,774	234,180	3%	13,446,606	4%
Intertrack Simulcast	38,419,919	9,036,892	1,074,420	16%	48,531,231	15%
	\$86,449,897	\$21,534,229	\$1,619,108	11%	\$109,603,234	7%

* Add admission tax to calculate total paid to state

% = Total percentage increase or (decrease) from previous state fiscal year



HARNESS RACING

Pompano Park is the only permitholder currently conducting harness horse racing performances in the State of Florida. A total of 148 regular performances, exclusive of charity and scholarship, were conducted during this past fiscal year, an increase of 6 percent from the previous fiscal year.

During Fiscal Year 2004/2005, handle wagered at live harness performances decreased by 4 percent. Intertrack handle wagered on broadcasts of live Florida harness performances increased by 7 percent. Simulcast handle wagered on broadcasts of performances from outside the state decreased by 2 percent while intertrack simulcast handle increased by 11 percent. As a result, total handle increased by 5 percent for the Florida harness industry.

Total revenue to the state during Fiscal Year 2004/2005, increased by 6 percent from the prior year. The harness industry accounted for approximately 6 percent of Florida's total revenue and 7 percent of total handle from pari-mutuel performances.

The division reports only paid attendance and does not include free admissions or complimentary passes in its data.

Total Performances	148	Total Racing Days	148
Total Admissions Tax	\$0	Total Paid Attendance	0

Purses and Owners' Awards **						
Permitholder	Purses	Stakes	Entry and Nomination	Contributions	Total	Owners' Awards
Pompano Park Racing	\$7,050,790	\$925,900	\$35,700	\$886,007	\$8,898,397	\$0

** As reported by permitholder

Pompano Park Racing

PPI, Inc.

Broward County - Pompano Beach, Florida

Meet Period: July 1, 2004 to June 30, 2005

Telephone: 954.972.2000 Fax: 954.970.0882

Mailing Address

1800 S.W. Third Street
Pompano Beach, Florida 33069

Street Address

1800 S.W. Third Street
Pompano Beach, Florida 33069

Racing Results

Performances	148
Racing Days	148
Paid Attendance	0
Total Admission Tax	\$0
Purses Paid	\$8,898,397

Major Stakes Races

Isle of Capri Pace	\$310,200
Mack Lobell Trot	\$110,000
Red Bow Tie	\$50,000

Handle Distribution						
Handle Type	Public Pool	Total for Permitholder	Total to State*	%	Total Handle	%
Live	\$8,368,366	\$2,727,813	\$225,609	3%	\$11,321,788	(4%)
Simulcast	22,512,265	6,138,321	320,858	(1%)	28,971,444	(2%)
Intertrack	4,815,540	1,539,918	203,601	7%	6,559,059	7%
Intertrack Simulcast	41,076,881	11,147,466	774,770	11%	52,999,117	11%
	\$76,773,052	\$21,553,518	\$1,524,838	6%	\$99,851,408	5%

* Add admission tax to calculate total paid to state

% = Total percentage increase or (decrease) from previous state fiscal year



HORSE RACING

Promotional Programs For Florida-Bred Horses

Florida breeder promotions and award programs are administered by private breeders' and owners' associations organized to promote ownership and breeding of race horses in the State of Florida. Each association conducts its own campaign to enhance the horse breeding industry in the state and provides breeders' and owners' awards of up to 20 percent of announced gross purses. The Florida Standardbred Breeders' and Owners' Association is funded by the breaks and uncashed tickets from live performances and 1 percent of the intertrack handle. The Quarter Horse Breeders' Association is funded by the breaks and the uncashed tickets from live races and 1 percent of the live and intertrack handle. The Florida Thoroughbred Breeders' and Owners' Association awards program is funded by 0.955 percent of the live, simulcast and intertrack handle, as well as 3.475 percent of the gross revenue from out-of-state wagers on Florida races.


To date, the Florida thoroughbred breeding industry has produced 41 national champions, including "Skip Away," the 1998 North American Horse of the Year, and "Affirmed," the last horse to have won the Triple Crown (1978). In 2005, Florida-bred Afleet Alex captured two-thirds of the Triple Crown winning the Preakness Stakes (G1) and Belmont Stakes (G1). The industry boasts 92 Florida-bred millionaires, 13 classic winners (Kentucky Derby, Preakness Stakes, and Belmont Stakes), and 18 Breeders' Cup Day champions.

The Florida Thoroughbred Breeders' and Owners' Association funds the Florida-bred Stakes Program, which is implemented at Florida's thoroughbred racetracks. In addition, Florida-breds won 317 stakes races, including 51 graded stakes, and earned more than \$33 million in stakes purses. Florida-breds banked in excess of \$180 million in total North American purse money. Through a percentage of pari-mutuel handle, Florida thoroughbred permitholders contributed \$9,365,474 to the Florida Thoroughbred Breeders' and Owners' Association during Fiscal Year 2004/2005. The FTBOA paid out \$5,482,245 in Breeders' Awards, \$829,475 in Stallion Owners' Awards, and \$2,277,500 through the Florida-bred Stakes Program. The Florida-bred Stakes Program includes: "The Sunshine Millions" at Gulfstream Park, "The Florida Million" at Calder Race Course/Tropical Park, "Florida Cup Day" at Tampa Bay Downs, and additional funds for supplements to Florida-bred Preferred Stakes Races during the Calder/Tropical and Tampa Bay Downs' meets.

The Florida Standardbred Breeders' and Owners' Association, a non-profit organization and the recognized representative of standardbred horsemen in the state of Florida, is the designated association for the allocation and distribution of funds for Florida-bred Standardbred racing. Promotional activities include providing breeder and stallion awards for eligible Florida-bred horses during Pompano Park's 2004/2005 meet, as well as awards for Florida Breeders' Stakes races. A series of races and awards were also provided for two and three-year-old standardbreds to prepare for the winter meet at Pompano Park. The total amount of funds collected and distributed to the Florida Standardbred horsemen throughout the year totaled \$1,176,694.

Standardbred racing in Florida is primarily contested at Pompano Harness Track, the only pari-mutuel harness track in the state, and offers top quality harness racing year-round. There are seven training centers for standardbreds located from Gainesville to Delray Beach where more than 3,000 horses spend their winters. Florida-bred standardbred horses, including two-time Breeder's Crown winner and Multiple World Champion, "Red Bow Tie", have gained notable recognition throughout North America.

Note: Promotional program information is provided by respective Breeders' and Owners' Associations.



SUMMARY

Pari-Mutuel Industry

During Fiscal Year 2004/2005, the total handle approached \$1.4 billion wagered, a decrease of 4 percent from the prior fiscal year. Total pari-mutuel performances, exclusive of charity and scholarship performances, conducted during Fiscal Year 2004/2005, decreased by 5 percent from the previous year.

State revenue from regular performances was approximately \$26 million, which reflects an 8 percent decrease from the prior fiscal year. Of the \$26 million collected, greyhound permitholders accounted for 49 percent, thoroughbreds for 43 percent, harness for 6 percent and jai alai for 2 percent.

Total paid attendance decreased by over 24 percent from the prior year. The division reports only paid attendance and does not include free admission or complimentary passes in its data.

Total Performances	5,554	Total Racing/Gaming Days	4,300
Total Admissions Tax	\$174,544	Total Paid Attendance	2,135,044

Handle Distribution						
Industry	Public Pool	Total for Permitholder	Total to State*	%	Total Handle	%
Greyhound	\$340,930,490	\$94,546,092	\$12,712,832	(19%)	\$448,189,414	(9%)
Jai Alai	65,526,546	21,150,774	539,720	(14%)	87,217,040	(7%)
Thoroughbred	592,000,805	145,093,885	11,267,930	5%	748,362,620	(1%)
Harness	76,773,052	21,553,518	1,524,838	6%	99,851,408	5%
	\$1,075,230,893	\$282,344,269	\$26,045,320	(8%)	\$1,383,620,482	(4%)

* Add admission tax to calculate total paid to state

% = Total percentage increase or (decrease) from previous state fiscal year

Handle Distribution						
Handle Type	Public Pool	Total for Permitholder	Total to State*	%	Total Handle	%
Live	\$289,653,115	\$79,441,509	\$8,386,688	(19%)	\$377,481,312	(16%)
Simulcast	169,608,596	42,391,572	1,991,813	(9%)	213,991,981	(7%)
Intertrack	294,905,485	83,522,610	7,150,837	(12%)	385,578,932	(3%)
ITW Simulcast	321,063,697	76,988,578	8,515,982	10%	406,568,257	12%
	\$1,075,230,893	\$282,344,269	\$26,045,320	(8%)	\$1,383,620,482	(4%)

* Add admission tax to calculate total paid to state

% = Total percentage increase or (decrease) from previous state fiscal year

TOTAL INTERTRACK WAGERING HANDLE BY GUEST

Fiscal Year 2004/2005

HOST PERMITHOLDER

GUEST FACILITY	BET MIAMI GREYHOUNDS	FLAGLER	HOLLYWOOD	JACKSONVILLE	NAPLES-FT. MYERS	ORANGE PARK	PALM BEACH	ST. JOHNS	ST. PETERSBURG	TAMPA GREYHOUND
Greyhound Permitholders										
Bet Miami Greyhounds	\$0	\$0	\$0	\$12,652	\$543,477	\$676,276	\$1,244,003	\$343,278	\$650,035	\$151,831
CCC Racing	0	0	0	1,583,237	0	542,108	2,151,792	859,117	991,824	1,517,811
Daytona Beach Kennel Club	364,889	484,979	453,567	1,174,576	71,823	1,977,809	2,936,077	1,001,894	1,996,751	679,709
Ebro Greyhound Track	0	0	0	269,035	0	533,617	445,783	175,354	1,901,274	760,643
Flagler Greyhound Track	3,166,950	0	7,265,367	729,764	1,396,411	1,232,926	2,531,980	315,271	1,406,505	428,129
Hollywood Greyhound Track	3,041,938	9,799,452	0	999,968	1,513,453	1,439,415	4,000,310	747,992	1,638,541	665,151
Jacksonville Kennel Club	479,744	814,513	558,818	0	1,618,496	8,109,174	2,943,400	3,521,657	2,948,733	1,309,914
Jefferson County Kennel Club	0	0	0	819,539	0	1,401,270	0	676,002	1,116,358	499,218
Melbourne Greyhound Park	121,804	142,649	178,636	610,313	843,231	1,199,663	2,152,127	507,847	1,117,826	374,975
Naples-Ft. Myers Greyhound Track	831,170	1,028,085	1,054,071	516,935	0	896,606	2,667,363	382,507	1,600,172	436,703
Orange Park Kennel Club	414,754	471,273	475,497	2,782,846	1,159,447	0	2,349,073	0	2,597,013	784,195
Palm Beach Kennel Club	632,561	984,853	832,793	1,805,224	2,266,852	3,450,703	0	1,424,443	2,959,438	906,159
Pensacola Greyhound Track	0	0	0	1,381,283	0	3,139,301	0	96,141	0	0
Sanford-Orlando Kennel Club	0	0	0	0	0	2,230,523	2,900,186	455,187	3,245,484	0
Sarasota Kennel Club	0	0	0	1,537,995	0	2,167,182	4,518,479	1,213,419	3,778,590	1,846,028
St. Johns Greyhound Park	292,858	406,155	303,351	1,766,376	1,013,297	3,007,531	3,566,918	1,394,002	1,163,237	565,057
St. Petersburg Kennel Club	823,218	1,032,309	995,981	2,137,291	2,146,996	3,889,867	6,872,463	1,741,340	0	4,476,882
Tampa Greyhound Track	508,504	706,348	520,355	1,535,485	1,904,135	2,186,108	3,940,390	1,143,417	6,410,904	0
Total Greyhound Permitholders	\$10,678,390	\$15,870,616	\$12,638,436	\$19,662,519	\$14,477,618	\$38,080,079	\$45,220,344	\$15,998,868	\$35,522,685	\$15,402,405
Jai Alai Permitholders										
Dania Jai Alai	\$0	\$0	\$0	\$0	\$0	\$0	\$0	\$0	\$0	\$0
Florida Jai Alai	0	0	0	0	0	0	0	0	0	0
Ft. Pierce Jai Alai	86,411	180,187	147,421	373,999	0	771,694	2,640,391	229,199	565,943	141,861
Miami Jai Alai	0	0	0	0	0	0	0	0	0	0
Ocala Jai Alai	125,371	173,315	143,576	530,099	430,782	874,506	1,058,726	389,846	637,451	251,042
Summer Jai Alai	0	0	0	0	0	0	0	0	0	0
Summersport Enterprises	0	0	0	0	0	0	0	0	0	0
Total Jai Alai Permitholders	\$211,782	\$353,502	\$290,997	\$904,098	\$430,782	\$1,646,200	\$3,699,117	\$619,045	\$1,203,394	\$392,903
Thoroughbred Permitholders										
Calder Race Course	\$0	\$0	\$0	\$0	\$0	\$0	\$0	\$0	\$0	\$0
Gulfstream Park	0	0	0	0	0	0	0	0	0	0
Ocala Breeders' Sales	0	0	0	114,401	0	348,700	905,177	163,782	0	0
Tampa Bay Downs	111,955	139,671	162,829	533,574	594,716	951,721	1,384,460	421,669	2,933,607	1,029,123
Tropical Park	0	0	0	0	0	0	0	0	0	0
Total Thoroughbred Permitholders	\$111,955	\$139,671	\$162,829	\$647,975	\$594,716	\$1,300,421	\$2,289,637	\$585,451	\$2,933,607	\$1,029,123
Harness Permitholders										
Pompano Park Racing	0	0	0	0	0	0	0	0	0	0
TOTAL FOR ALL PERMITHOLDERS	\$11,002,127	\$16,363,789	\$13,092,262	\$21,214,592	\$15,503,116	\$41,026,700	\$51,209,098	\$17,203,364	\$39,659,686	\$16,824,431

CONTINUED ON NEXT PAGE

TOTAL INTERTRACK WAGERING HANDLE BY GUEST

Fiscal Year 2004/2005

HOST PERMITHOLDER

GUEST FACILITY	DANIA	MIAMI	SUMMER	SUMMERSPORT	CALDER	GULFSTREAM PARK	TAMPA BAY DOWNS	TROPICAL PARK	POMPANO PARK	TOTAL
Greyhound Permitholders										
Bet Miami Greyhounds	\$0	\$0	\$0	\$0	\$1,573,621	\$0	\$0	\$625,221	\$2,112,895	\$7,933,289
CCC Racing	0	0	0	0	9,201,828	0	341,702	373,129	1,300,489	18,863,037
Daytona Beach Kennel Club	642,770	606,597	577,271	391,176	7,337,842	3,274,469	3,502,358	2,009,597	2,084,985	31,569,139
Ebro Greyhound Track	225,980	0	0	190,163	2,131,753	1,048,100	236,242	436,962	0	8,354,906
Flagler Greyhound Track	0	0	0	0	2,746,186	2,135,748	0	1,233,038	4,274,369	28,862,644
Hollywood Greyhound Track	0	0	0	0	2,659,462	3,070,958	0	678,397	6,854,500	37,109,537
Jacksonville Kennel Club	412,139	355,272	428,053	292,798	836,434	551,525	338,473	252,470	592,341	26,363,954
Jefferson County Kennel Club	171,881	0	0	123,856	57,359	186,845	90,172	0	0	5,142,500
Melbourne Greyhound Park	635,298	950,218	866,123	469,010	8,405,889	3,854,043	3,039,844	2,199,577	803,543	28,472,616
Naples-Ft. Myers Greyhound Track	0	0	0	0	12,563,644	8,096,894	7,497,861	3,694,089	1,161,922	42,428,022
Orange Park Kennel Club	299,969	294,940	272,751	182,718	720,158	441,303	336,819	200,015	448,407	14,231,178
Palm Beach Kennel Club	1,063,787	1,402,692	1,265,600	640,228	34,284,662	30,025,463	4,477,430	13,597,313	6,626,854	108,647,055
Pensacola Greyhound Track	0	0	0	0	744,914	495,309	0	11,279	0	5,868,227
Sanford-Orlando Kennel Club	0	0	0	0	94,910	3,389,498	4,680,632	2,206,666	1,494,795	20,697,881
Sarasota Kennel Club	0	0	0	0	11,596,162	3,760,315	5,717,558	2,788,110	1,835,913	40,759,751
St. Johns Greyhound Park	140,368	474,659	497,872	93,213	9,259,139	3,533,616	4,023,236	2,786,492	2,407,587	36,694,964
St. Petersburg Kennel Club	548,335	1,806,573	1,577,866	313,972	17,163,949	5,034,950	9,387,163	5,325,188	2,959,807	68,234,150
Tampa Greyhound Track	436,700	1,245,762	1,281,236	295,822	9,607,624	2,650,429	5,123,603	2,566,998	1,971,422	44,035,242
Total Greyhound Permitholders	\$4,577,227	\$7,136,713	\$6,766,772	\$2,992,956	\$130,985,536	\$71,549,465	\$48,793,093	\$40,984,541	\$36,929,829	\$574,268,092
Jai Alai Permitholders										
Dania Jai Alai	\$0	\$1,329,388	\$578,364	\$0	\$1,319,094	\$1,851,603	\$0	\$498,909	\$4,713,256	\$10,290,614
Florida Jai Alai	1,931,448	1,771,475	1,722,806	1,279,108	19,931,706	7,460,053	10,298,698	5,571,190	6,844,329	56,810,813
Ft. Pierce Jai Alai	324,195	1,272,771	935,660	212,384	5,157,291	3,234,513	3,177,043	1,895,142	917,486	22,263,591
Miami Jai Alai	2,135,864	0	0	335,531	23,874	372,805	0	227,207	1,455,300	4,550,581
Ocala Jai Alai	173,628	806,605	747,732	107,744	3,291,442	978,299	997,740	807,116	492,628	13,017,648
Summer Jai Alai	836,294	0	0	1,327,441	791,111	0	0	25,665	1,258,282	4,238,793
Summersport Enterprises	0	225,001	977,196	0	2,189,441	0	0	641,518	2,740,952	6,774,108
Total Jai Alai Permitholders	\$5,401,429	\$5,405,240	\$4,961,758	\$3,262,208	\$32,703,959	\$13,897,273	\$14,473,481	\$9,666,747	\$18,422,233	\$117,946,148
Thoroughbred Permitholders										
Calder Race Course	\$0	\$0	\$0	\$0	\$0	\$0	\$777,255	\$0	\$0	\$777,255
Gulfstream Park	0	0	0	0	0	0	7,836,938	0	0	7,836,938
Ocala Breeders' Sales	0	0	0	0	9,524,318	4,350,648	3,529,286	3,377,041	591,838	22,905,191
Tampa Bay Downs	216,471	651,650	603,634	118,839	24,170,535	8,524,284	0	6,398,045	3,614,276	52,561,059
Tropical Park	0	0	0	0	0	0	1,194,034	0	0	1,194,034
Total Thoroughbred Permitholders	\$216,471	\$651,650	\$603,634	\$118,839	\$33,694,853	\$12,874,932	\$13,337,513	\$9,775,086	\$4,206,114	\$85,274,477
Harness Permitholders										
Pompano Park Racing	3,178,537	0	0	1,816,294	4,965,729	3,146,449	0	1,551,463	0	14,658,472
TOTAL FOR ALL PERMITHOLDERS	\$13,373,664	\$13,193,603	\$12,332,164	\$8,190,297	\$202,350,077	\$101,468,119	\$76,604,087	\$61,977,837	\$59,558,176	\$792,147,189

CONTINUED FROM PREVIOUS PAGE

FINANCIAL STATEMENTS

DEPARTMENT OF BUSINESS & PROFESSIONAL REGULATION
DIVISION OF PARI-MUTUEL WAGERING
BALANCE SHEET
SPECIAL REVENUE FUND
FOR FISCAL YEAR ENDED JUNE 30, 2005

	<u>2005</u>	<u>2004</u>
ASSETS		
Cash	\$ 174,765.59	\$ 802,330.23
Cash with State Treasurer	2,078,461.30	1,188,497.13
Investments at cost	7,360,851.17	9,385,353.01
Accounts receivable	56,826.73	6,462.43
Allowance for uncollectibles	(2,069.21)	(3,792.56)
Interest receivable	42,070.26	21,641.62
Revenue receivable	461,258.80	324,494.95
Due from state funds	<u>2,545,774.19</u>	<u>2,766,125.83</u>
TOTAL ASSETS	\$ <u>12,717,938.83</u>	\$ <u>14,491,112.64</u>
 LIABILITIES & FUND EQUITY		
Liabilities:		
Accounts payable	\$ 184,621.50	\$ 136,539.39
Accrued salaries	206,765.99	184,604.80
Due to other funds	1,731.45	109.56
Due to other state agencies	122,476.77	76,520.20
Due to general revenue	833,129.51	848,396.31
Compensated Absences	551.95	-
Deferred revenues	<u>46,314.01</u>	<u>28,500.00</u>
Total Liabilities	<u>1,395,591.18</u>	<u>1,274,670.26</u>
 Fund Equity		
Unreserved	<u>11,322,347.65</u>	<u>13,216,442.38</u>
Total Fund Equity	<u>11,322,347.65</u>	<u>13,216,442.38</u>
 TOTAL LIABILITIES & FUND EQUITY	\$ <u>12,717,938.83</u>	\$ <u>14,491,112.64</u>

The financial statements and notes are for informational purposes only.

DEPARTMENT OF BUSINESS AND PROFESSIONAL REGULATION
DIVISION OF PARI-MUTUEL WAGERING
STATEMENT OF REVENUES, EXPENDITURES & CHANGES IN FUND BALANCE - BUDGET & ACTUAL
SPECIAL REVENUE FUND
FOR FISCAL YEAR ENDED JUNE 30, 2005

	<u>FINAL BUDGET</u>	<u>2005 ACTUAL</u>	<u>VARIANCE</u>	<u>2004 ACTUAL</u>
REVENUES:				
Fees, charges, commissions and sales	\$ 3,981,785.00	\$ 4,123,453.53	\$ 141,668.53	\$ 4,587,178.13
Licenses and permits	707,730.00	727,460.72	19,730.72	723,977.90
Taxes	24,002,274.00	24,897,157.08	894,883.08	25,918,180.57
Fines, forfeits, judgments and settlements	28,728.00	28,117.64	(610.36)	32,090.00
Interest and dividends, net	236,895.00	286,095.96	49,200.96	341,369.52
Transfers In		499.00	499.00	-
Miscellaneous receipts	2,100.00	633.20	(1,466.80)	13,883.53
Total Revenues	<u>28,959,512.00</u>	<u>30,063,417.13</u>	<u>1,103,905.13</u>	<u>31,616,679.65</u>
EXPENDITURES				
CURRENT OPERATING				
Salaries	3,428,934.00	3,267,246.64	161,687.36	3,058,989.59
Other personal services	1,885,666.00	1,822,464.91	63,201.09	2,195,024.78
Other operating expenditures	612,692.00	486,007.70	126,684.30	511,867.94
Risk management	234,958.00	234,958.00	-	430,134.00
EDP-Samas user charges	-	-	-	-
Data processing	20,000.00	8,926.61	11,073.39	158,256.45
G&A/State university system	300,000.00	202,045.46	97,954.54	300,000.00
G&A/Major Disaster Hurricane Charley	499.00	499.00	-	-
Regulation of PMW industry	167,959.00	167,959.00	-	-
Tax collection/equalization	60,725.00	60,725.00	-	-
PMW Lab Services	2,040,000.00	2,040,000.00	-	2,040,000.00
PMW Compliance System	276,476.00	171,000.00	105,476.00	-
Technology Solutions	287,060.00	-	287,060.00	226,345.00
Tr/DMS/HR SVCS/STW Contract	44,067.00	44,064.70	2.30	42,541.97
Cardroom tax distribution	231,231.00	231,230.32	0.68	34,590.46
OPERATING CAPITAL OUTLAY	18,032.00	6,916.44	11,115.56	14,399.92
Acquisition of motor vehicles	24,802.00	24,156.00	646.00	27,650.00
Assessment for fingerprinting	360,000.00	286,700.00	73,300.00	328,686.00
Service charge to general revenue	2,300,000.00	2,214,314.62	85,685.38	2,306,468.51
Refunds	550,000.00	157,230.81	392,769.19	3,616.00
Transfers to other funds	4,408,121.00	3,629,633.72	778,487.28	1,661,395.92
Total Expenditures	<u>17,251,222.00</u>	<u>15,056,078.93</u>	<u>2,195,143.07</u>	<u>13,339,966.54</u>
Excess (Deficiency) of Revenues Over (Under) Expenditures	<u>11,708,290.00</u>	<u>15,007,338.20</u>	<u>3,299,048.20</u>	<u>18,276,713.11</u>
Transfers to general revenue		<u>16,554,587.46</u>		<u>22,916,726.00</u>
FUND BALANCE JULY 1, 2004		12,869,596.91		17,856,455.27
FUND BALANCE JUNE 30, 2005	\$	<u>\$ 11,322,347.65</u>	\$	<u>\$ 13,216,442.38</u>
		(1)		
		(2)		

(1) Does not include budget of \$ 30,000,000 for category 190000 Investments. Actual expenditures for category 190000 were closed into the investment account.

(2) An adjustment of \$346,845.47 was made to the beginning fund balance due to adjustments made by the Department of Financial Services.

The financial statements and notes are for informational purposes only.

Department of Business and Professional Regulation
Division of Pari-Mutuel Wagering
Notes to Financial Statements
June 30, 2005

1. Summary of Significant Accounting Policies

Responsibility for both the accuracy of the presented data and the completeness and fairness of the presentation, including all disclosures, rests with the division, except for the financial statements and additional information, which are the responsibility of the Bureau of Accounting, Department of Business and Professional Regulation. The accounting policies of the division conform to generally accepted accounting principles as applicable to governments. The most significant of the division's accounting policies follow:

Reporting Entity – The Department of Business and Professional Regulation is a component unit within the State of Florida reporting entity which consists of: the state's legislative agencies; the governor and cabinet; the state departments, commissions, and boards of the executive branch; and the various offices relating to the judicial branch of state government.

The Division of Pari-Mutuel Wagering is a regulatory division of the Department of Business and Professional Regulation. It is charged with supervision of the pari-mutuel cardrooms in addition to supervision of the making of pari-mutuel pools and wagers and their distribution, as described under Chapters 550 and 849, F.S.

Fund Accounting – The division uses funds and account groups to report on its financial position and the results of its operations. Fund accounting is designed to demonstrate legal compliance and to aid financial management by segregating transactions related to certain government functions or activities.

A fund is a separate accounting entity with a self-balancing set of accounts. An account group, on the other hand, is a financial reporting device designed to provide accountability for certain assets and liabilities that are not recorded in the funds because they do not directly affect net expendable available financial resources. The following fund types and account groups are used to record transactions relating to the division's activities:

Governmental Fund Types

- Special revenue funds are used to account for the proceeds of specific revenue sources that are legally restricted to expenditures for specified purposes.

Fiduciary Fund Types

- Agency funds account for the assets held by the division for others. These are custodial in nature (assets equal liabilities) and do not involve measurement of operations.

Account Groups

- The general fixed asset account group is used to maintain accounting control for general fixed assets.
- The general long-term debt account group is used to maintain accounting control for long-term obligations of governmental fund types not paid with current resources.

Basis of Accounting – Basis of accounting refers to revenues and expenditures or expenses recognized in the accounts and reported in the financial statements. Basis of accounting relates to the timing of the measurements made, regardless of the measurement focus applied.

The division's accounting records for all governmental fund types and agency funds are maintained on the modified accrual basis. Under the modified accrual basis of accounting, revenues are recognized when susceptible to accrual (i.e., when they become both measurable and available). "Measurable" is defined as the amount of the transaction that can be determined, and "available" is defined as collectible within the current period, or soon enough thereafter, to be used to pay the liabilities of the current period. Significant revenues considered susceptible to accrual include pari-mutuel fees and taxes. Expenditures are recorded when the related fund liability is incurred.

Department of Business and Professional Regulation
Division of Pari-Mutuel Wagering
Notes to Financial Statements
June 30, 2005

Summary of Significant Account Policies (Continued)

Budgets – The department follows statutory procedures in the adoption, amendment, and reporting of budgets and budgetary data:

- A. Budgets are to be prepared and submitted to the Legislature and Executive Office of the Governor on an annual basis in the form and manner prescribed by Chapter 216, F.S. Prior to June 30, the budget is legally enacted through passage of a law.
- B. Budgetary information is integrated into the department's accounting system. Monthly budget reports are furnished to division directors to assure compliance with budgets as authorized by the State Legislature. Releases of the budget are authorized by the Executive Office of the Governor as a further budgetary control.
- C. Limited transfers of expenditure authority may be made by the agency head. Transfers in excess of the limitations established by Section 216.292(2), F.S., must be approved by the Administrative Commission.
- D. Pursuant to Chapter 216, F.S., annual appropriations to the department are to be used to fund (a) authorized expenditures incurred during the current fiscal year, (b) encumbrances outstanding at year-end approved for liquidation in the subsequent year, and (c) legal, due and unpaid obligations relating to prior year appropriations which have lapsed.

Encumbrances – Encumbrance accounting, under which purchase orders and other commitments for the expenditure of monies are recorded in order to reserve that portion of the applicable appropriation, is employed as an extension of formal budgetary integrations in the special Revenue Funds. Encumbrances outstanding at year-end are reported as reservations of fund balances since they do not constitute expenditures or liabilities. Encumbrances outstanding as of June 30, do not lapse and are considered payable by December 31, from the June 30, budget.

Investments – Investments are stated at historical cost.

Short-Term Interfund Receivables/Payables – During the course of operations, numerous transactions occur between individual funds for goods provided or services rendered. These receivables and payables are classified as "due from other funds" on the balance sheet.

Accounts Receivable – The amount shown as Allowance for Uncollectables in the Pari-Mutuel Collection is uncollected checks.

Fixed Assets – Fixed assets purchased in the governmental fund types are recorded as expenditures (capital outlay) at the time of purchase. Such assets are recorded at cost in the General Fixed Assets Account Group. Depreciation is not recorded in the General Fixed Assets Account Group.

Liability for Compensated Absences – Employees earn the right to be compensated during absences for vacation and illness. Within the limits established by the law or rule, unused leave benefits will be paid to employees upon separation from state service. The liability for compensated absences has been recorded in the General Long-Term Debt Account Group.

Fund Equity – Reserves for encumbrances segregate a portion of fund equity committed for a specific future use. In accordance with Section 550.135, F.S., the Pari-Mutuel Wagering Trust Fund does not maintain fund equity in excess of \$3.5 million. Funds in excess of this amount are transferred to the General Revenue Fund of the State of Florida.

**Department of Business and Professional Regulation
Division of Pari-Mutuel Wagering
Notes to Financial Statements
June 30, 2005**

Summary of Significant Accounting Policies (Concluded)

2. Cash and Investments

Cash is maintained in the State Treasury. The financial institution used, the compensating balances, and the security requirements are all the responsibility of the State Treasurer. Idle funds of Special Revenue Funds were deposited with the State Treasurer for investment in accordance with Section 215.535, F.S. Deposits are not recorded as expenditures of the funds. Earnings from investments in excess of service made are recorded as revenues. Investments of money placed with the State Treasurer's Office are made on a pooled basis, and the State Treasurer's Office has not identified or reported the market value of these investments as of the date of this report. Management considers all cash and investments to be fully insured.

3. Fixed Assets

Changes in general fixed assets during the year are summarized below:

GENERAL FIXED ASSETS	<u>June 30, 2004</u>	Additions and Adjustments (1)	<u>Retirements</u>	<u>June 30, 2005</u>
Automobiles	\$ 191,764.00	\$ 24,156.00	\$ 66,632.55	\$ 149,287.45
Furniture & Equipment	282,548.84	6,916.44	45,614.45	243,850.83
Total General Fixed Assets	\$ 474,312.84	\$ 31,072.44	\$ 112,247.00	\$ 393,138.28

DEPRECIATION	<u>June 30, 2004</u>	Additions and Adjustments (1)	<u>Retirements</u>	<u>June 30, 2005</u>
Automobiles	\$ 111,383.31	\$ 17,123.01	\$ 66,276.74	\$ 62,229.58
Furniture & Equipment	228,445.36	18,004.95	144,576.11	101,874.20
Total General Fixed Assets	\$ 339,828.67	\$ 35,127.96	\$ 210,852.85	\$ 164,103.78

(1) Adjustment was made to update beginning balance.

4. General Long-Term Debt

The Division of Pari-Mutuel Wagering has no long-term debt.

Compensated Absences: The total liability for the division is \$428,112.29.

5. Fines

In accordance with Section 550.241, F.S., it is a violation for a person to administer, or cause to be administered, any drug, medication, stimulant, depressant or other type of drug-masking agent to an animal which will result in a positive test for such substance taken immediately prior to or subsequent to the racing of that animal. Rules have been promulgated which identify specific instances where the statute should be implemented. They have been adopted by the division and enforced by the Office of Investigations.

6. Retirement Plans

Pursuant to law, all officers and salaried employees, are member of defined retirement plans, which are administered by the Department of Administration, Division of Retirement. These retirement systems consist of both contributory and noncontributory benefit plans. The plans provide for retirement, death, and disability benefits, as well as requiring contributions by employees and/or participating agencies at stated percentages of compensation as determined by the State Legislature.

PARI-MUTUEL STATUTE MATRIX

STATUTE TOPIC	GREYHOUND	JAI ALAI	THOROUGHBRED	HARNESS	QUARTER HORSE
FEEES					
Daily License Fees On Live / On-track Handle	\$80 per race. 550.0951(1)(a)	\$40 per game. 550.0951(1)(a)	\$100 per race. 550.0951(1)(a)	\$100 per race. 550.0951(1)(a)	\$100 per race. 550.0951(1)(a)
Daily License Fees On Simulcast Handle	\$80 per race, but not to exceed \$500 per day. 550.0951(1)(a)	\$40 per game, but not to exceed \$500 per day. 550.0951(1)(a)	\$100 per race, but not to exceed \$500 per day. 550.0951(1)(a)	\$100 per race, but not to exceed \$500 per day. 550.0951(1)(a)	\$100 per race, but not to exceed \$500 per day. 550.0951(1)(a)
Cardroom Table Fees	Annual fee for each facility is \$1,000 for the first table and \$500 for each additional table to be operated at the cardroom. 849.086(5)(d)	Annual fee for each facility is \$1,000 for the first table and \$500 for each additional table to be operated at the cardroom. 849.086(5)(d)	Annual fee for each facility is \$1,000 for the first table and \$500 for each additional table to be operated at the cardroom. 849.086(5)(d)	Annual fee for each facility is \$1,000 for the first table and \$500 for each additional table to be operated at the cardroom. 849.086(5)(d)	Annual fee for each facility is \$1,000 for the first table and \$500 for each additional table to be operated at the cardroom. 849.086(5)(d)
TAXES					
Tax On Admissions	<p>15% of admission charge, or 10 cents, whichever is greater, for entrance to facility and grandstand. 550.0951(2)(a)</p> <p>No tax is imposed on free passes or complimentary cards. 550.0951(2)(b) and (c)</p> <p>15% of admission charge, or 10 cents, whichever is greater, for entrance to the cardroom. This tax only applies if a separate admission fee is charged for entry into the cardroom facility. If a single admission fee is charged allowing entry to both or either the pari-mutuel facility and the cardroom facility, the tax is payable only once and shall be payable pursuant to Chapter 550. 849.086(13)(b)</p>	<p>15% of admission charge, or 10 cents, whichever is greater, for entrance to facility and grandstand. 550.0951(2)(a)</p> <p>No tax is imposed on free passes or complimentary cards. 550.0951(2)(b) and (c)</p> <p>15% of admission charge, or 10 cents, whichever is greater, for entrance to the cardroom. This tax only applies if a separate admission fee is charged for entry into the cardroom facility. If a single admission fee is charged allowing entry to both or either the pari-mutuel facility and the cardroom facility, the tax is payable only once and shall be payable pursuant to Chapter 550. 849.086(13)(b)</p>	<p>15% of admission charge, or 10 cents, whichever is greater, for entrance to facility and grandstand. 550.0951(2)(a)</p> <p>No tax is imposed on free passes or complimentary cards. 550.0951(2)(b) and (c)</p> <p>15% of admission charge, or 10 cents, whichever is greater, for entrance to the cardroom. This tax only applies if a separate admission fee is charged for entry into the cardroom facility. If a single admission fee is charged allowing entry to both or either the pari-mutuel facility and the cardroom facility, the tax is payable only once and shall be payable pursuant to Chapter 550. 849.086(13)(b)</p>	<p>15% of admission charge, or 10 cents, whichever is greater, for entrance to facility and grandstand. 550.0951(2)(a)</p> <p>No tax is imposed on free passes or complimentary cards. 550.0951(2)(b) and (c)</p> <p>15% of admission charge, or 10 cents, whichever is greater, for entrance to the cardroom. This tax only applies if a separate admission fee is charged for entry into the cardroom facility. If a single admission fee is charged allowing entry to both or either the pari-mutuel facility and the cardroom facility, the tax is payable only once and shall be payable pursuant to Chapter 550. 849.086(13)(b)</p>	<p>15% of admission charge, or 10 cents, whichever is greater, for entrance to facility and grandstand. 550.0951(2)(a)</p> <p>No tax is imposed on free passes or complimentary cards. 550.0951(2)(b) and (c)</p> <p>15% of admission charge, or 10 cents, whichever is greater, for entrance to the cardroom. This tax only applies if a separate admission fee is charged for entry into the cardroom facility. If a single admission fee is charged allowing entry to both or either the pari-mutuel facility and the cardroom facility, the tax is payable only once and shall be payable pursuant to Chapter 550. 849.086(13)(b)</p>
Tax On Cardroom Gross Receipts	Each cardroom operator shall pay a tax to the state of 10% of the cardroom operation's monthly gross receipts. 849.086(13)(a)	Each cardroom operator shall pay a tax to the state of 10% of the cardroom operation's monthly gross receipts. 849.086(13)(a)	Each cardroom operator shall pay a tax to the state of 10% of the cardroom operation's monthly gross receipts. 849.086(13)(a)	Each cardroom operator shall pay a tax to the state of 10% of the cardroom operation's monthly gross receipts. 849.086(13)(a)	Each cardroom operator shall pay a tax to the state of 10% of the cardroom operation's monthly gross receipts. 849.086(13)(a)
Tax On Live / On-track Handle	5.5% of handle, and 7.6% of handle on charity/scholarship performances. 550.0951(3)(b)1.	Effective July 1, 2000, a permitholder may not be taxed at a higher rate than 2%. 550.0951(3)(d)	0.5% of handle. 550.09515(2)(a)	0.5% of handle. 550.09512(2)(a)	1% of handle. 550.0951(3)(a)

This matrix represents a summary of 2004 Statutes. Please refer to the cite noted by statutory topic for specific language governing pari-mutuel wagering.

STATUTE TOPIC	GREYHOUND	JAI ALAI	THOROUGHBRED	HARNESS	QUARTER HORSE
Tax On Intertrack Wagering Handle	<p>5.5% of handle; 7.6% for market area guests during charity/scholarship performances. <u>550.0951(3)(b)1. and 550.0951(3)(c)1.</u></p> <p>0.5% of handle, if the guest is located outside market area of host and within market area of thoroughbred track conducting a live meet. <u>550.0951(3)(c)1.</u></p> <p>3.9% of handle, for permitholders located in an area of the state where there are only 3 greyhound permitholders, located in 3 contiguous counties. <u>550.0951(3)(c)2.</u></p> <p>3.9% of handle, for greyhound permitholders located in the same market area as specified in 550.615(6) or (9). <u>550.0951(3)(c)2.</u></p>	<p>7.1% of handle. <u>550.0951(3)(c)1.</u></p> <p>0.5% of handle, if the guest is located outside market area of host and within market area of thoroughbred track conducting a live meet. <u>550.0951(3)(c)1.</u></p> <p>3.3% of handle, if permitholder restricted from operating live on a year-round basis, and tax paid on intertrack handle exceeds that paid during 92/93 State Fiscal Year. <u>550.0951(3)(a)</u></p> <p>6.1% of handle, for jai alai permitholders located in the market area as specified in 550.615(6) or (9), until the tax paid on intertrack handle in the current state fiscal year exceeds that paid during 92/93 State Fiscal Year then tax on handle is 2.3%. <u>550.0951(3)(c)2.</u></p>	<p>2% of handle. <u>550.0951(3)(c)1.</u></p> <p>0.5% of handle, if host and guest are thoroughbred permitholders or if the guest is located outside market area of host and within market area of thoroughbred track conducting a live meet. <u>550.0951(3)(c)1.</u></p>	<p>3.3% of handle. <u>550.0951(3)(c)1.</u></p> <p>0.5% of handle, if the guest is located outside market area of host and within market area of thoroughbred track conducting a live meet. <u>550.0951(3)(c)1.</u></p>	<p>2% of handle. <u>550.0951(3)(c)1.</u></p> <p>0.5% of handle, if the guest is located outside market area of host and within market area of thoroughbred track conducting a live meet. <u>550.0951(3)(c)1.</u></p>
Tax On Simulcast Handle	<p>Allows permitholders to receive greyhound races from out-of-state, and are subject to taxation under 550.0951 and 550.09511. <u>550.3551(4)</u></p>	<p>Allows permitholders to receive jai alai games from out-of-state, and are subject to taxation under 550.0951 and 550.09511. <u>550.3551(4)</u></p>	<p>Allows permitholders to receive horse races from out-of-state, and are subject to taxation under 550.0951, 550.09512, and 550.09515. <u>550.3551(3) through 550.3551(3)(c)</u></p>	<p>Allows permitholders to receive horse races from out-of-state, and are subject to taxation under 550.0951, 550.09512, and 550.09515. <u>550.3551(3) through 550.3551(3)(c)</u></p>	<p>Allows permitholders to receive horse races from out-of-state, and are subject to taxation under 550.0951, 550.09512, and 550.09515. <u>550.3551(3) through 550.3551(3)(c)</u></p>
Tax On Intertrack Simulcast Handle	<p>5.5% of handle. <u>550.0951(3)(b)1. and 550.0951(3)(c)1</u></p> <p>0.5% of handle, if the guest is located outside market area of host and within market area of thoroughbred track conducting a live meet. <u>550.0951(3)(c)1.</u></p> <p>3.9% of handle, for permitholders located in an area of the state where there are only 3 greyhound permitholders, located in 3 contiguous counties. <u>550.0951(3)(c)2.</u></p> <p>3.9% of handle, for greyhound permitholders located in the same market area as specified in 550.615(6) or (9). <u>550.0951(3)(c)2.</u></p>	<p>7.1% of handle. <u>550.0951(3)(b)2.</u></p> <p>0.5% of handle, if the guest is located outside market area of host and within market area of thoroughbred track conducting a live meet. <u>550.0951(3)(c)1.</u></p> <p>3.3% of handle, if permitholder restricted from operating live on a year-round basis, and tax paid on intertrack handle exceeds that paid during 92/93 State Fiscal Year. <u>550.0951(3)(a)</u></p> <p>6.1% of handle, for jai alai permitholders located in the market area as specified in 550.615(6) or (9), until the tax paid on intertrack handle in the current state fiscal year exceeds that paid during 92/93 State Fiscal Year then tax on handle is 2.3%. <u>550.0951(3)(c)2.</u></p>	<p>2.4% of handle. <u>550.0951(3)(c)1. and 550.09515(5)</u></p> <p>0.5% of handle, if host and guest are thoroughbred permitholders, or if the guest is located outside market area of host and within market area of thoroughbred track conducting a live meet. <u>550.0951(3)(c)1.</u></p> <p>0.5% of handle, if guest track is a thoroughbred track located more than 35 miles from host track. <u>550.09515(5)</u></p>	<p>1.5% of handle. <u>550.0951(3)(c)1.</u></p> <p>0.5% of handle, if the guest is located outside market area of host and within market area of thoroughbred track conducting a live meet. <u>550.0951(3)(c)1.</u></p>	<p>2.4% of handle. <u>550.0951(3)(c)1. and 550.09515(5)</u></p> <p>0.5% of handle, if the guest is located outside market area of host and within market area of thoroughbred track conducting a live meet. <u>550.0951(3)(c)1.</u></p>

This matrix represents a summary of 2004 Statutes. Please refer to the cite noted by statutory topic for specific language governing pari-mutuel wagering.

STATUTE TOPIC	GREYHOUND	JAI ALAI	THOROUGHBRED	HARNESS	QUARTER HORSE
PAYMENT TO GUESTS					
Intertrack Wagering Handle	5% of handle. <u>550.6305(1)</u>	5% of handle. <u>550.6305(1)</u>	7% of handle. <u>550.6305(1)</u>	5% of handle. <u>550.6305(1)</u> May reduce purses by 50% of supplemental amount paid to the guest track, not to exceed 1% of intertrack wagers in current meet pursuant to 550.615. <u>550.6345</u>	7% of handle. <u>550.6305(1)</u>
Intertrack Simulcast Handle			One-third of net proceeds. <u>550.6305(9)(b)1.</u>	One-third of net proceeds. <u>550.6305(9)(e)2.</u>	
PURSES / PLAYERS' AWARDS					
Live / On-track Handle	<p>Permitholders pay purses on live handle during its current meet at a rate not less than what was paid during the 1993/94 State Fiscal Year. <u>550.09514(2)(a)</u></p> <p>Permitholders pay an annual amount equal to 75% of the daily license fee paid for the 1994/95 State Fiscal Year. However, two greyhound permitholders located as specified in 550.615(6), an aggregate amount of the 75% shall be paid. <u>550.09514(2)(b)</u></p> <p>Permitholders pay an amount equal to one-third of the tax reduction as a result of the reduced tax rates provided by the amendment to 550.0951(3). <u>550.09514(2)(e)</u></p>		<p>A minimum of 7.75% of handle plus: 0.625% from Jan. 3–March 16 0.225% from March 17–May 22 0.85% from May 23–Jan. 2 Any permitholder whose total live handle during the 1991/92 State Fiscal Year was not greater than \$34 million is exempt from the additional purse payment. <u>550.2625(2)(a)</u></p> <p>2% of handle on exotic wagers may be withheld for overnight purses. No permitholder may withhold in excess of 20% from the handle without withholding the amounts set forth in this subsection. <u>550.2625(2)(a)</u></p>	<p>An amount not less than 8.25% of handle, with 7.75% paid as purses and not more than 0.5% for medical, dental, surgical, life, funeral, or disability insurance benefits for occupational licensees working at the tracks. <u>550.2625(2)(b)1., and 550.2625(2)(b)2.</u></p>	6% of handle. <u>550.2625(2)(c)</u>

This matrix represents a summary of 2004 Statutes. Please refer to the cite noted by statutory topic for specific language governing pari-mutuel wagering.

STATUTE TOPIC	GREYHOUND	JAI ALAI	THOROUGHBRED	HARNESS	QUARTER HORSE
<p>Intertrack Wagering Handle</p>	<p>Permitholders conducting 3 or more live performances weekly pay purses in that week on:</p> <ol style="list-style-type: none"> 1. Wagers it accepts as a guest on greyhound races at the same rate paid on live races. 2. On wagers accepted at a dark market area guest at the same rate paid on live races. 550.09514(2)(c)1. <p>If host and guest are not market area greyhound permitholders, an amount equal to the tax reduction applicable to guest handle by the amendment to 550.0951(3), shall be distributed to the guest track. One-third of which shall be paid as purses.</p> <p>-----</p> <p>If the guest is a greyhound permitholder within the market area, or the host or guest is not a greyhound permitholder, the host track retains the amount equal to the tax reduction of the applicable guest handle. One-third of which is paid as purses at the host track. 550.09514(2)(e)</p> <p>Host permitholders shall pay purses on intertrack broadcasts of greyhound races to guests outside its market area, an amount equal to one quarter of an amount determined by adding the fees received for simulcast races, plus 3% of intertrack handle from guests located outside its market area and paid fees to host for broadcasts. 550.09514(2)(c)2.</p>		<p>7% of handle, permitholder may hold 0.5% of this amount to supplement the awards program for owners of Florida-bred horses. 550.625(1)</p> <p>If host and guest are thoroughbred permitholders and guest track accepts wagers during its current meet, one-third of guest payment shall be paid as purses during its current meet. In addition, 2% of guest handle shall be remitted by host, to guest and deducted from required purse amount paid by host. 550.6305(1)(a)</p> <p>Wagering accepted at any guest track, including a thoroughbred guest track, located within 25 miles of another dark thoroughbred permitholder, the host shall pay the thoroughbred permitholder 2% of intertrack handle on all such guests, including guest thoroughbred, which amount is deducted from purses paid by host track. This amount is used by thoroughbred permitholder for purses during its next meet. 550.6305(1)(b)</p>	<p>7% of handle. 550.625(1)</p> <p>Permitholder may pay guests an additional percentage in addition to that authorized in 550.6305. Permitholder may reduce purse amount by 50% of the supplemental amount paid to the guest, but the total reduction may not exceed 1% of the intertrack wagers placed on the regular on-track program during the current meet pursuant to 550.615. 550.6345</p>	<p>7% of handle, permitholder may hold 0.5% of this amount to supplement the awards program for owners of Florida-bred horses. 550.625(1)</p>
<p>Simulcast Handle</p>	<p>Permitholders conducting 3 or more live performances weekly shall pay purses in that week on wagers it accepts as a guest track on simulcast greyhound races at the same rate paid on live races. 550.09514(2)(c)1.</p> <p>Host permitholders shall pay purses on broadcasts of greyhound races to guests outside its market area, an amount equal to one quarter of an amount determined by adding the fees received for simulcast races, plus 3% of intertrack handle from guests located outside its market area and paid fees to host for broadcasts. 550.09514(2)(c)2.</p> <p>Permitholders pay an amount equal to one-third of the tax reduction as a result of the reduced tax rates provided by the amendment to 550.0951(3). 550.09514(2)(e)</p>				

This matrix represents a summary of 2004 Statutes. Please refer to the cite noted by statutory topic for specific language governing pari-mutuel wagering.

STATUTE TOPIC	GREYHOUND	JAI ALAI	THOROUGHBRED	HARNESS	QUARTER HORSE	
Intertrack Simulcast Handle	<p>Host permitholders shall pay purses on intertrack broadcasts of greyhound races to guests outside its market area, an amount equal to one quarter of an amount determined by adding the fees received for simulcast races, plus 3% of intertrack handle from guests located outside its market area and paid fees to host for broadcasts. <u>550.09514(2)(c)2.</u></p> <p>If host and guest are not market area greyhound permitholders, an amount equal to the tax reduction applicable to guest handle by the amendment to 550.0951(3), shall be distributed to the guest track. One-third of which shall be paid as purses.</p> <p>-----</p> <p>If the guest is a greyhound permitholder within the market area, or the host or guest is not a greyhound permitholder, the host track retains the amount equal to the tax reduction of the applicable guest handle. One-third of which is paid as purses at the host track. <u>550.09514(2)(e)</u></p>		<p>One-third of net proceeds. <u>550.6305(9)(b)3.</u></p> <p>Permitholders located in any area where there are only 2 permitholders, 1 greyhound and 1 jai alai, may accept wagers on the rebroadcast of out-of-state thoroughbred races from a Florida thoroughbred permitholder, and be exempt from provisions in paragraph (b) if the thoroughbred permitholder located as specified is conducting live races and simulcast races from out of state. The guest permitholder is entitled to 45% of the net proceeds on wagers accepted at the guest facility. The host shall retain half of the remaining proceeds, and the other half shall be paid by the host as purses at the host facility. <u>550.6305(9)(d)</u></p> <p>If guest is a thoroughbred track located more than 35 miles from host track. The host track shall pay to guest track 1.9% of handle to be used for purses. <u>550.09515(5)</u></p>	<p>One-third of net proceeds. <u>550.6305(9)(e)4.</u></p> <p>Any harness permitholder accepting out-of-state harness broadcasts, and not conducting live races, must make available the out-of-state signal to all permitholders eligible to conduct intertrack wagering. Guests located as specified in 550.615(6) and 550.6305(9)(d) receive 50% of the net proceeds on harness wagers they accept. The harness permitholder is required to pay 50% of the net income into its purse account. <u>550.3551(6)(b)</u></p>		
Cardrooms	4% of monthly cardroom gross receipts must be utilized to supplement purses, during the next ensuing meet. <u>849.086(13)(d)</u>	4% of monthly cardroom gross receipts must be utilized to supplement prize money, during the next ensuing meet. <u>849.086(13)(d)</u>	50% of monthly cardroom net proceeds as follows: 47% for purses and 3% for breeders' awards during the next ensuing meet. <u>849.086(13)(d)</u>	50% of monthly cardroom net proceeds as follows: 47% for purses and 3% for breeders' awards during the next ensuing meet. <u>849.086(13)(d)</u>		
OWNERS' AWARDS						
Live / On-track Handle			1% of handle on exotic wagers may be withheld for owners' awards. No permitholder may withhold in excess of 20% from handle without withholding amounts set forth in this subsection. <u>550.2625(2)(a)</u>			
Intertrack, Simulcast, and Intertrack Simulcast Handle			8.5% of purse account from intertrack wagering & interstate simulcasting are used for owners' awards as set forth in Section 550.2625(3). <u>550.2625(2)(e)</u>			

This matrix represents a summary of 2004 Statutes. Please refer to the cite noted by statutory topic for specific language governing pari-mutuel wagering.

STATUTE TOPIC	GREYHOUND	JAI ALAI	THOROUGHBRED	HARNESS	QUARTER HORSE
BREEDERS' & STALLION AWARDS					
Live / On-track Handle			0.955% of handle, paid to Florida Thoroughbred Breeders' Association (FTBA). <u>550.26165(1) and 550.2625(3)</u>		1% of total handle is paid to Florida Quarter Horse Breeders' & Owners' Association (FQHBOA) <u>550.2625(5)(a)</u> 1% of Appaloosa handle is paid to Florida Appaloosa Racing Promotion Fund. <u>550.2625(7)(a) and (b)</u> 1% of Arabian handle is paid to Florida Arabian Racing Promotion Fund. <u>550.2625(8)(a) and (b)</u>
Intertrack Wagering Handle			0.955% of handle, paid to Florida Thoroughbred Breeders' Association (FTBA). <u>550.26165(1) and 550.2625(3)</u>	1% of handle, paid to Florida Standardbred Breeders' & Owners' Association (FSBOA). <u>550.26165(1) and 550.625(2)(b)</u>	1% of handle, paid to Florida Quarter Horse Breeders' & Owners' Association. <u>550.26165(1) and 550.625(2)(c)</u>
Simulcast Handle			0.955% of handle, paid to Florida Thoroughbred Breeders' Association (FTBA). <u>550.26165(1) and 550.2625(3)</u> For live Florida races exported pursuant to 550.3551(2), the host track is required to pay 3.475% of the gross revenue to FTBA. <u>550.2625(3)</u>		
Intertrack Simulcast Handle			0.955% of handle, paid to Florida Thoroughbred Breeders' Association (FTBA). <u>550.26165(1) and 550.2625(3)</u>	1% of handle, paid to Florida Standardbred Breeders' & Owners' Association (FSBOA). <u>550.6305(9)(e)1.</u> 0.9% of all wagering proceeds on broadcasts is paid to FSBOA. <u>550.3551(6)(b)</u>	
Cardrooms			50% of monthly cardroom net proceeds as follows: 47% for purses and 3% for breeders' awards during the next ensuing meet. <u>849.086(13)(d)</u>	50% of monthly cardroom net proceeds as follows: 47% for purses and 3% for breeders' awards during the next ensuing meet. <u>849.086(13)(d)</u>	
OUTS (ESCHEATS)					
Live / On-track Handle	State of Florida. <u>550.1645(2)</u>	State of Florida. <u>550.1645(2).</u>	Retained by permitholder. <u>550.2633(3)</u>	Paid to Florida Standardbred Breeders' and Owners' Association (FSBOA). <u>550.26165(1) and 550.2633(2)(a)</u>	Paid to Florida Quarter Horse Breeders' and Owners Association (FQHBOA). <u>550.26165(1) and 550.2633(2)(b)</u> Escheats from Arabian races are paid to Florida Arabian Horse Racing Promotion Fund. <u>550.2633(2)(c)</u>
Intertrack Wagering Handle	Retained by permitholder. <u>550.6325</u>	Retained by permitholder. <u>550.6325.</u>	Retained by permitholder. <u>550.6325</u>	Retained by permitholder. <u>550.6325</u>	Retained by permitholder. <u>550.6325</u>
Simulcast Handle	Retained by permitholder. <u>550.3551(4) and (11)</u>	Retained by permitholder. <u>550.3551(4) and (11)</u>	Retained by permitholder. <u>550.3551(3)(c)</u>	Retained by permitholder. <u>550.3551(3)(c)</u>	Retained by permitholder. <u>550.3551(3)(c)</u>

This matrix represents a summary of 2004 Statutes. Please refer to the cite noted by statutory topic for specific language governing pari-mutuel wagering.

STATUTE TOPIC	GREYHOUND	JAI ALAI	THOROUGHBRED	HARNESS	QUARTER HORSE
BREAKS					
Live / On-track Handle	Retained by permitholder. 550.0951(4)	To players as awards. 550.09511(2)(f)	Retained by permitholder. 550.2633(3)	Paid to Florida Standardbred Breeders' & Owners' Association (FSBOA). 550.26165(1) and 550.2625(4)	Paid to Florida Quarter Horse Breeders' & Owners' Association (FQHBOA). 550.26165(1) and 550.2625(5)(a) Appaloosa and Arabian breaks are paid to Florida Appaloosa Racing Promotion Fund and Florida Arabian Racing Promotion Fund. 550.2625(7)(a) & (b), and 550.2625(8)(a) & (b)
Intertrack Wagering Handle	Retained by permitholder. 550.6325	Retained by permitholder. 550.6325	Retained by permitholder. 550.6325	Retained by permitholder. 550.6325	Retained by permitholder. 550.6325
Simulcast Handle	Retained by permitholder. 550.3551(4) and (11)	Retained by permitholder. 550.3551(4) and (11)	Retained by permitholder. 550.3551(3)(c)	Retained by permitholder. 550.3551(3)(c)	Retained by permitholder. 550.3551(3)(c)
TAX CREDITS & EXEMPTIONS					
(excluded during charity / scholarship performances)	<p>Tax exemption of \$360,000 per state fiscal year, or \$500,000 for 3 permitholders that held a full live schedule in 1995 and closest to another state authorizing greyhound racing. 550.09514(1)</p> <p>Tax credit each state fiscal year equal to daily license fee on live races in previous state fiscal year. 550.0951(1)(a)</p> <p>Unused portion of exemption or daily license fee tax credit is transferable to a greyhound host track. 550.0951(1)(b)</p> <p>Tax credit each state fiscal year equal to the amount remitted in escheated tickets in prior state fiscal year. 550.1647</p>	<p>A permitholder that has incurred tax on handle and admissions that exceeds its operating earnings may credit the excess amount of taxes against its next ensuing meet. 550.09511(1)(b)</p> <p>Tax credit each state fiscal year equal to 25% of amount remitted in escheated tickets in prior state fiscal year. Funds equal to credit shall be paid by the permitholder to the National Association of Jai Alai Frontons. 550.1646</p> <p>\$30,000 per performance exemption if live handle during the preceding state fiscal year was less than \$15 million. <u>Including charity performances.</u> 550.09511(2)(a)1.</p>	<p>Permitholders are allowed a credit of up to 1 percent of the paid taxes for the previous taxable year. The credit, if taken, is applied against taxes on live handle due for a taxable year under this section, and is paid directly to the Jockeys' Guild by the permitholders. 550.09515(6)</p>		
CHARITY PERFORMANCES					
	<p>Maximum of 5 days. 550.0351(1)</p> <p>Permitholders are allowed to conduct 1 additional day to be designated as "Greyhound Adopt-A-Pet Day." Proceeds are paid to "bona fide organizations" that promote the adoption of greyhounds. 550.1648</p> <p>Permitholders shall pay, from any source, including charity performances, not less than 10% of tax credit from escheated tickets to a bona fide greyhound adoption program. 550.1647</p>	<p>Maximum of 5 days. 550.0351(1)</p> <p>Permitholders are allowed to conduct 2 additional performances known as "Retired Jai Alai Players' Charity Day" for a fund to benefit retired jai alai players. 550.0351(8)</p>	<p>Maximum of 5 days. 550.0351(1)</p> <p>One additional scholarship day to tracks located in Hillsborough County for the benefit of Pasco-Hernando Community College. 550.0351(6)(a) and 550.0351(6)(b)</p>	<p>Maximum of 5 days. 550.0351(1)</p>	<p>Maximum of 5 days. 550.0351(1)</p>

This matrix represents a summary of 2004 Statutes. Please refer to the cite noted by statutory topic for specific language governing pari-mutuel wagering.