



Division of Pari-Mutuel Wagering


76th Annual Report

Fiscal Year 2006-2007

Florida Department of
Business &
Professional
Regulation



RACE	MINUTES TO RACE	TIME OF DAY	TRACK CONDITION	HORSE NUMBER
1	23	6:12	MUDDY	1
				2
				3
				4



Holly Benson, Secretary

Charlie Crist, Governor

January 25, 2008

The Honorable Charlie Crist, Governor
Office of the Governor, State of Florida
PL05 The Capitol
400 South Monroe Street
Tallahassee, FL 32399-0001

Dear Governor Crist:

In accordance with section 550.0251(1), F.S., we are pleased to submit this seventy-sixth Annual Report of Pari-Mutuel Wagering in the State of Florida for the fiscal year, which ended June 30, 2007.

This report is submitted by the Department of Business and Professional Regulation, Division of Pari-Mutuel Wagering, which monitors and regulates Florida's pari-mutuel industry, cardrooms and slot machine gaming located at pari-mutuel facilities.

Florida pari-mutuel wagering produced \$30.2 million in revenue to the state. Total wagering, including Charity/Scholarship performances, approached \$1.5 billion. Additionally nearly \$1.5 million of pari-mutuel wagering revenue was distributed to the Principal State School Fund (Department of Education) from unclaimed tickets.

Florida cardroom wagering produced \$5.4 million in revenue to the state. Total wagering amount approached \$54.2 million. In the past fiscal year approximately \$677,021 was distributed to counties and municipalities where cardrooms are located.

Florida slot machine gaming produced \$63.2 million in revenue to the state. In the past fiscal year, \$49,720,981 was distributed to the Educational Enhancement Trust Fund (Department of Education) from slot machine gaming tax revenue.

The continued support and cooperation we have received from you and your staff is deeply appreciated.

Respectfully submitted,



Holly Benson
Secretary

Holly Benson, Secretary

Charlie Crist, Governor

January 25, 2008

The Honorable Ken Pruitt, President
The Florida State Senate
409 The Capitol
404 South Monroe Street
Tallahassee, FL 32399-0001

Dear President Pruitt:

In accordance with section 550.0251(1), F.S., we are pleased to submit this seventy-sixth Annual Report of Pari-Mutuel Wagering in the State of Florida for the fiscal year, which ended June 30, 2007.

This report is submitted by the Department of Business and Professional Regulation, Division of Pari-Mutuel Wagering, which monitors and regulates Florida's pari-mutuel industry, cardrooms and slot machine gaming located at pari-mutuel facilities.

Florida pari-mutuel wagering produced \$30.2 million in revenue to the state. Total wagering, including Charity/Scholarship performances, approached \$1.5 billion. Additionally nearly \$1.5 million of pari-mutuel wagering revenue was distributed to the Principal State School Fund (Department of Education) from unclaimed tickets.

Florida cardroom wagering produced \$5.4 million in revenue to the state. Total wagering amount approached \$54.2 million. In the past fiscal year approximately \$677,021 was distributed to counties and municipalities where cardrooms are located.

Florida slot machine gaming produced \$63.2 million in revenue to the state. In the past fiscal year, \$49,720,981 was distributed to the Educational Enhancement Trust Fund (Department of Education) from slot machine gaming tax revenue.

The continued support and cooperation we have received from you and your staff is deeply appreciated.

Respectfully submitted,



Holly Benson
Secretary

Holly Benson, Secretary

Charlie Crist, Governor

January 25, 2008

The Honorable Marco Rubio, Speaker
Florida House of Representatives
420 The Capitol
402 South Monroe Street
Tallahassee, FL 32399-0001

Dear Speaker Rubio:

In accordance with section 550.0251(1), F.S., we are pleased to submit this seventy-sixth Annual Report of Pari-Mutuel Wagering in the State of Florida for the fiscal year, which ended June 30, 2007.

This report is submitted by the Department of Business and Professional Regulation, Division of Pari-Mutuel Wagering, which monitors and regulates Florida's pari-mutuel industry, cardrooms and slot machine gaming located at pari-mutuel facilities.


Florida pari-mutuel wagering produced \$30.2 million in revenue to the state. Total wagering, including Charity/Scholarship performances, approached \$1.5 billion. Additionally nearly \$1.5 million of pari-mutuel wagering revenue was distributed to the Principal State School Fund (Department of Education) from unclaimed tickets.

Florida cardroom wagering produced \$5.4 million in revenue to the state. Total wagering amount approached \$54.2 million. In the past fiscal year approximately \$677,021 was distributed to counties and municipalities where cardrooms are located.

Florida slot machine gaming produced \$63.2 million in revenue to the state. In the past fiscal year, \$49,720,981 was distributed to the Educational Enhancement Trust Fund (Department of Education) from slot machine gaming tax revenue.

The continued support and cooperation we have received from you and your staff is deeply appreciated.

Respectfully submitted,



Holly Benson
Secretary

**DEPARTMENT OF BUSINESS AND PROFESSIONAL REGULATION
 DIVISION OF PARI-MUTUEL WAGERING
 COMPREHENSIVE ANNUAL REPORT
 FISCAL YEAR ENDING JUNE 30, 2007
 www.MyFlorida.com/dbpr**

INTRODUCTORY SECTION

Overview and Explanation of Report Terminology	2
Division Overview	3
Events Shaping the 2006/2007 Racing/Gaming Season in Florida	7
Pari-Mutuel Facilities Map by Permit Type.....	8

STATISTICAL SECTION

Components of Pari-Mutuel Handle From Performances	9
Total Regular and Charity/Scholarship Handle.....	10
Total State Revenue From Performances	11
Summary of State Revenue from Cardroom, Pari-Mutuel, and Slot Activities.....	12
Charity and Scholarship Performances, Racing Scholarship Trust Fund, and Abandoned Winning Tickets.....	13
Fiscal Years Comparative Data	14
Graphs - Historical Pari-Mutuel Wagering Activity.....	15
Cardroom Statistical Data	
Cardroom Comparative Data.....	18
Components of Cardroom Revenue by Association.....	19
Slot Statistical Data	
Slot Comparative Data.....	20

REVENUE AND OTHER DATA BY ASSOCIATION

Industry Summaries and Individual Permitholder Data	21
Total Intertrack Wagering Handle by Guest.....	42

FINANCIAL STATEMENTS

Balance Sheet - Special Revenue Fund.....	44
Statement of Revenue, Expenditures & Changes in Fund Balance - Budget & Actual – Special Revenue Fund.....	45
Notes to Financial Statements	46

CARDROOM, PARI-MUTUEL, AND SLOT STATUTE MATRIX

Summary of Cardroom and Pari-Mutuel Handle Distribution	49
Summary of Slot Distribution.....	56

INTRODUCTION

OVERVIEW

This annual report on cardroom, pari-mutuel, and slot machine wagering in Florida encompasses the fiscal year, which began July 1, 2006, and ended June 30, 2007. This is the 76th annual report in the series. The first annual report was issued for Fiscal Year 1931/1932, the initial year of legalized pari-mutuel wagering in Florida.

In Florida, pari-mutuel wagering is authorized for thoroughbred horse racing, harness horse racing, quarter horse racing, Appaloosa and Arabian horse racing, greyhound racing, jai alai games, and cardroom poker games. Florida is also authorized for slot machine gaming at pari-mutuel facilities in Broward County. Florida is one of the primary pari-mutuel states in the nation, and is the leading state in greyhound racing, as well as a major horse racing state. Florida is now the only state in the United States that continues to conduct live jai alai. This annual report, which is required by Florida law, is intended to inform the Governor, the Legislature, the industry, and other interested parties of wagering activities at authorized pari-mutuel facilities. The report is organized into five primary sections:

1. **Introductory Section** - An overview of the Division of Pari-Mutuel Wagering.
2. **Statistical Section** - A summary of racing and gaming activities, pari-mutuel handle and taxes, as well as multiple year comparative trend data.
3. **Revenue and Other Data by Association** - Pari-mutuel handle and taxes by individual racing association or fronton.
4. **Financial Section** - Official financial statements of the Division of Pari-Mutuel Wagering and accompanying notes.
5. **Cardroom, Pari-Mutuel and Slot Statute Matrix** - A table that summarizes the distribution of handle applicable to pari-mutuel wagering rules and statutes. It also summarized the distribution of revenue applicable to cardroom and slot machine gaming rules and statutes.

EXPLANATION OF REPORT TERMINOLOGY

Florida law requires intertrack wagers to be combined with the wagering pools of the host or the broadcasting Florida track or fronton. The law also requires that the host take-out on intertrack wagers be the same as for on-track wagers; however, the distribution of the take-out may be different. The tax structure for on-track and intertrack wagering is explained in more detail in the (Pari-Mutuel Statute Matrix) section.

For purposes of this report, on-track schedules include wagering and attendance statistics as compiled on-track for the facility at which a live race or game is being conducted, or a race or game broadcast from out-of-state to the facility. For a host pari-mutuel facility, the on-track statistics exclude intertrack wagering data for wagers and attendance at guest tracks or frontons and also exclude wagers which are taken at the facility, if it is functioning as a guest permitholder receiving intertrack broadcasts. Some permitholders do not broadcast races or games to other Florida permitholders.

Schedules of intertrack wagering included in this report are compiled for each host permitholder. These schedules reflect combined wagering statistics for all guest facilities which received broadcasts and conducted wagering which was included in the wagering pools of the host. For host permitholders, a summary of intertrack handle components for each guest is shown in the (Revenue and Other Data by Association) section of this report. The schedules of intertrack wagering also include data on wagers collected at intertrack locations on races or games which were imported from out of state and rebroadcast to intertrack locations by the Florida host.

THE DIVISION OF PARI-MUTUEL WAGERING

David J. Roberts, Director
Joe Dillmore, Deputy Director

The Division of Pari-Mutuel Wagering is a program area of the Department of Business and Professional Regulation within the Executive Branch of Florida's government. The Division is charged with the regulation of Florida's pari-mutuel, cardroom, and slot gaming industries, as authorized by Chapter 550, 551, and 849, Florida Statutes, as well as collecting and safeguarding revenues due to the state. Since 1931, the division has evolved from a racing commission to a professional regulatory organization overseeing a highly complex and sophisticated industry.

The Office of the Director maintains general oversight and administration of the Division. Specific responsibilities include budget planning, rule development, policies and procedures, legislative analysis, strategic planning, communications and administrative actions. Additionally, the Office of the Director ensures that all functional areas of the division operate in a cooperative effort to achieve the efficient and effective regulatory oversight of the industry.

The Revenue and Financial Analysis Section ensures that the state revenue is collected accurately and timely, as it pertains to cardroom, pari-mutuel and slot gaming activity. The staff is also responsible for reviewing permitholder financial statements, other financial reports, and compiles statistical information and performs analyses as requested by the Department, legislature, industry, and the governor's office.

The Division's structure is divided between three offices which act under the management of the Office of the Director: the Office of Auditing, the Office of Operations and the Office of Investigations. Each office focuses on a different aspect of regulation within the pari-mutuel industry in an effort to protect state revenues and maintain the public's confidence in the integrity of the wagering activity.

OFFICE OF AUDITING **Dewayne Baxley, Chief of Auditing**

The Office of Auditing is responsible for auditing and ensuring the integrity of wagering activity. The Office of Auditing's mission is to account for and safeguard state revenues, as well as to protect the wagering public by ensuring that all types of wagering are conducted in compliance with the Florida Statutes and Florida Administrative Code.

The auditing staff examines several aspects of pari-mutuel activity to determine permitholder compliance with statutes and rules. Various types of compliance audits performed are: greyhound purse audits, cardroom audits, mutuels audits, escheat audits, slot audits, charity/scholarship audits and other pertinent examinations. During Fiscal Year 2006/2007, the Office of Auditing conducted reviews on 6,278 performances, 18 greyhound purse audits, 21 greyhound adoption proceeds audits, 26 mutuels audits, 26 escheat audits, 17 cardroom audits, and 27 malfunction reports.

The Office of Auditing is responsible for oversight of pari-mutuel cardroom operations to ensure the integrity of the cardroom poker games. This includes monitoring internal controls, tournament procedures, field operations, and providing correspondence related to inspections, and developing related rules.

OFFICE OF OPERATIONS
Jill R. Blackman, Chief of Field Operations

The Office of Operations has oversight responsibility of state personnel located at each of the 26 pari-mutuel facilities, as well as the issuance of occupational licenses.

All persons who work at a racetrack, fronton, cardroom, or slot machine facility and who have access to money wagered, restricted areas, and/or racing animals, must obtain an occupational license issued by the Division. During Fiscal Year 2006/2007, the Office of Operations, Licensing, processed 21,855 occupational license applications for businesses and individuals, of which 1,367 were related to the operation of cardrooms, 17,736 were related to pari-mutuel, and 2,752 were related to slot machine operations. Each licensed individual with the Division is required to be fingerprinted every five years for pari-mutuel and cardroom occupational license; every three years for slot occupational licenses. Each set of fingerprints are submitted electronically to the Florida Department of Law Enforcement and Federal Bureau of Investigation for processing. The Department's licensing system provides the Division the ability to issue pari-mutuel wagering occupational licenses on site.

The Office of Operations, Licensing Section, is also responsible for the issuance of all pari-mutuel permitholder Annual Operating Dates Licenses, as well as Cardroom Operator and Slot Machine Licenses to authorized facilities.

In addition to licensing, the Office of Operations is responsible for ensuring that the day-to-day operation of races and games are conducted in accordance with Florida's pari-mutuel rules and statutes. The stewards and judges monitor each race/game and conduct inquiries and hearings into alleged violations of the state pari-mutuel statutes and rules. The stewards and judges issued 271 rulings, assessed fines totaling \$35,425, and suspended 88 individual occupational licenses for alleged violations in Fiscal Year 2006/2007.

Operations' staff collects urine and blood samples from racing animals which are analyzed for prohibited substances by the University of Florida, College of Veterinary Medicine's Racing Laboratory. The Racing Laboratory performs its services under an annual contract with the Division. State veterinarians and veterinary assistants collected 87,570 samples that included: 67,926 greyhound urine samples, 19,644 horse urine samples, and 9,979 horse blood samples during Fiscal Year 2006/2007. There were 170 positive findings of impermissible substances in the samples collected.

OFFICE OF INVESTIGATIONS
Steve E. Kogan, Chief of Investigations

The Office of Investigations examines possible rule or statutory violations that may occur in the pari-mutuel, cardroom, and slot gaming industry, including the 170 drug positives identified by the University of Florida, College of Veterinary Medicine Racing Laboratory. Cases range in complexity from the investigation of falsified license applications and animal cruelty, to the use of performance altering medications or illegal substances during races. This office completed 912 pari-mutuel activity investigations. The investigations team also conducts substantial background examinations of potential permitholders, which include in-depth review of the applicant's personal and financial background in order to ensure compliance with Sections 550.054 and 550.1815, Florida Statutes. During this fiscal year, this office completed 174 slot related background investigations.

Investigations may result in the issuance of administrative fines or penalties and hearings before the division director or a designated hearing officer, referrals to other regulatory agencies, or to law enforcement agencies for criminal prosecution. All division rulings are honored within the United States, Canada, Mexico and Puerto Rico, pursuant to the reciprocity agreements with members of the Association of Racing Commissioners International (ARCI).

OFFICE OF SLOT OPERATIONS
Milton Champion, Chief of Slot Operations

The Office of Slot Operations has oversight responsibility of state personnel located at each of the three pari-mutuel facilities that have slot gaming activity, as well as the regulation of day-to-day operations at the slot machine facilities, the daily revenue reconciliation, the licensing of individuals, and ensuring that the integrity of the slot machine gaming activity is in compliance with the requirements of Chapter 551, Florida Statutes, Chapter 61D-14, Florida Administrative Code, and internal controls of the individual facilities located in Broward County.

During the Fiscal Year 2006/2007, the Slot Operations Office completed 1,000 inspections. Of those inspections, 83 items were found to be non-compliant and 10 were turned over to the Pari-Mutuel Wagering Investigations Office for formal proceedings. There were 220 shipments of authorized slot machines and components, which included the verification of 5,639 parts approved by Slot Operations staff. Slot Operations staff authorized and were involved in 585 slot machines conversions, denomination and/or game themes and other related slot machine changes.

During the Fiscal Year 2006/2007, there have been 84 patrons voluntarily or involuntarily excluded from the facilities and 13 individuals under the legal age of 21 were found on the gaming floor.

**UNIVERSITY OF FLORIDA
COLLEGE OF VETERINARY MEDICINE RACING LABORATORY**

The University of Florida, College of Veterinary Medicine Racing Laboratory, detects and identifies any drug, medication, stimulant, depressant, hypnotic, local anesthetic or drug-masking agent prohibited in the blood, urine or other bodily fluids of racing horses and greyhounds.

During Fiscal Year 2006/2007, the laboratory received and processed 87,570 samples which resulted in 556,207 analyses. The vigilant monitoring of samples by the laboratory serves to deter the illegal use of drugs in racing animals in Florida.

	Horse Urine/Blood	Greyhound Urine ¹	Investigative
Samples Received	19,644	67,926	5
Samples Analyzed	19,860 ²	31,187	5
Number of Analyses	306,006	250,201	62
Positives	126	44	0

1. Quantity Not Sufficient For Testing (QNS) 38,494 (57%)
2. The Samples Analyzed number is larger than the Samples Received number due to the carryover of samples received in June that are analyzed in July of the next fiscal year.

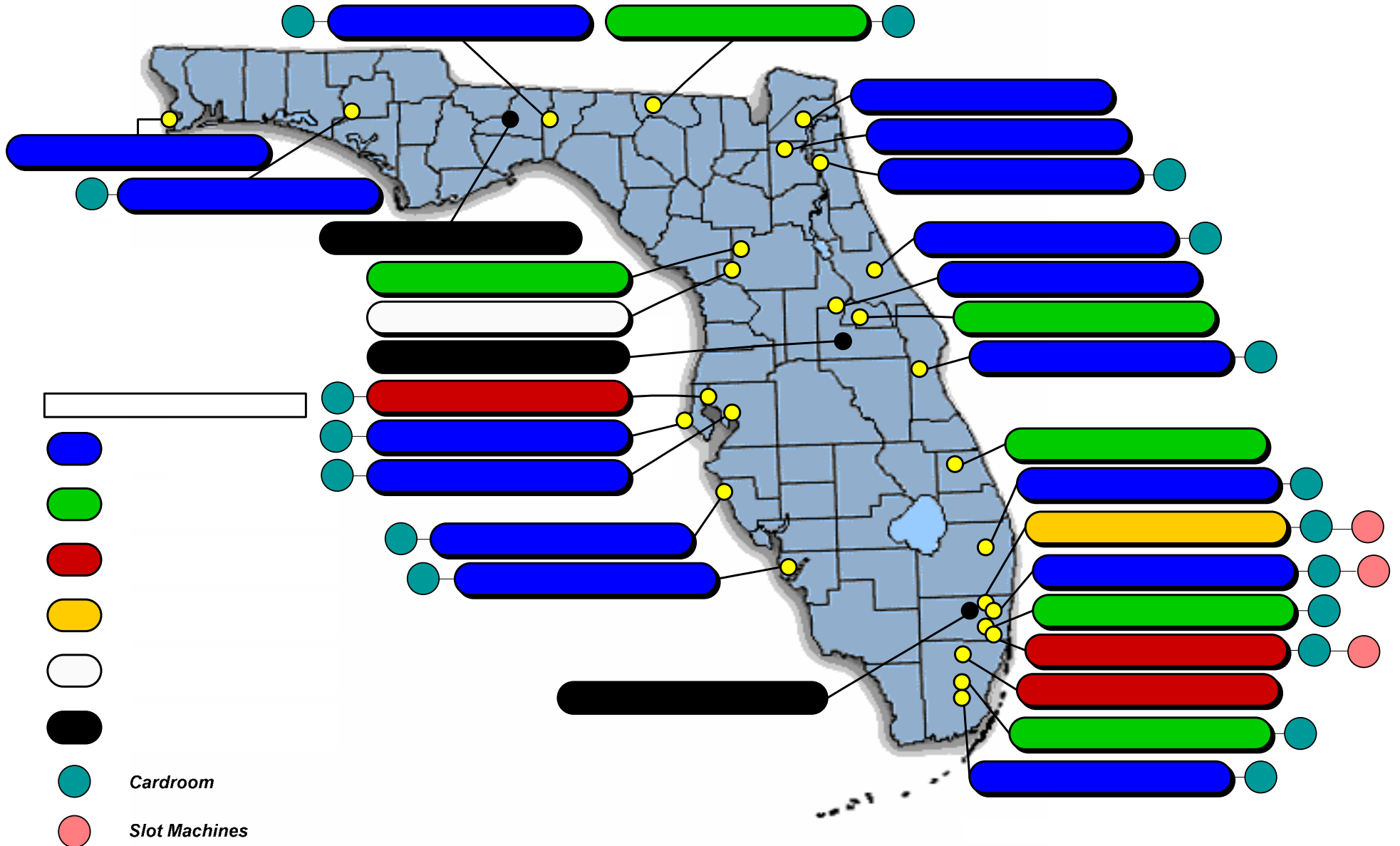
DRUG POSITIVES FOR FISCAL YEAR 2006/2007

Types of Positives (ARCI Drug Class)	Horse	Greyhound
Acepromazine Metabolites (3)	28	0
Acepromazine Metabolites (3), Albuterol (3)	1	0
Acepromazine Metabolites (3), Butorphanol (3)	1	0
Acepromazine Metabolites (3), Clenbuterol (3)	1	0
Acepromazine Metabolites (3), Methocaramol (4), Phenylbutazone (NA)	1	0
Acetylsalicylic Acid (4) (Aspirin)	0	1
Albuterol (3)	3	0
Benzoyllecgonine (1)	1	4
Benzoyllecgonine (1)/Ecgonine Methyl Ester (1)	1	1
Cocaine (1), Benzoyllecgonine (1)	0	1
Caffeine (2)	1	0
Caffeine (2)/Theophylline (3)	0	1
Caffeine (2), Theophylline (3)/Theobromine (4)	1	1
Cimetidine (5)	13	0
Cimetidine (5), Methocarbamol (4)	1	0
Clenbuterol (3)	4	0
Dimethyl Sulfoxide (5)	8	14
Flunixin (4)	0	1
Gamma-Hydroxyphenylbutazone (N/A)	0	11
Gamma-Hydroxyphenylbutazone (NA)/Oxyphenbutazone (4)	0	1
Gamma-Hydroxyphenylbutazone (NA)/Phenylbutazone (NA), Oxyphenbutazone (4)	0	1
Glycopyrrolate (3)	3	0
Guaifenesin (4)	0	1
Ketoprofen (4)	0	1
Methocarbamol (4)	10	2
Methocarbamol (4), Guaifenesin (4)	1	0
Phenylbutazone (N/A)/Oxyphenbutazone (4)	33	0
Phenytoin, Phenytoin Metabolites (4)	1	0
Procaine (3)	1	2
Ranitidine (5)	10	0
Theobromine (4)	1	0
Theobromine (4), Theophylline (3)	0	1
Theophylline (3)	1	0
TOTAL	126	44

Events Shaping the 2006/2007 Racing/Gaming Season in Florida

- The Legislature implemented Chapter 551, Florida Statutes, to establish the regulatory framework for all entities involved in the operation of slot machine gaming with regulatory responsibility placed in the Division of Pari-Mutuel Wagering in the Department of Business and Professional Regulation. Under the authority of Chapter 551, Florida Statutes, the Division of Pari-Mutuel Wagering promulgated Rules 61D-14 and 61D-15, Florida Administrative Code, relating to the licensing, regulation, operations, tax collection, auditing, and investigations of slot machine facilities and licensees. The Department has implemented a system of checks and balances for the oversight of slot gaming activity, including the licensing of slot employees and vendors, review and approval of internal controls, frequent compliance inspections, monitoring of shipment of slot gaming machines and parts, and auditing books and records of slot operators.
- An act amending Chapter 551, Florida Statutes, pertaining to slot machine gaming operational requirements and licensing procedures, passed during the 2007 Legislative Session. The maximum number of machines a slot racino is allowed to possess increased from 1,500 machines to 2,000 machines. The legislation allows an expansion of the hours a slot racino may offer slot machines for play from 16 hours daily to 18 hours Monday through Friday, and 24 hours Saturday through Sunday and specified state holidays. Slot machine facilities will be required to maintain a drug-free workplace and implement a drug testing program. This legislation also authorizes the Department to issue one occupational license to combine the pari-mutuel, cardroom, and slot machine licenses.
- Acts amending Chapter 849.086, Florida Statutes, pertaining to cardroom gaming, passed during the 2007 Legislative Session. Through the new legislation, cardroom patrons will be able to experience new wagering options such as an increase in wagering limits from \$2 to \$5 and experience new games such as dominoes. Other changes from new cardroom legislation include:
 - cardroom gaming on non-live racing or playing days;
 - tournament play;
 - operating hours that may be spread over a chosen 12 cumulative hour period;
 - giveaways, jackpots, and prizes;
 - increase in cardroom license fees to \$1,000 for every table; and
 - \$100 buyin, no limit Texas Hold-em

Pari-Mutuel Facilities by Permit Type



STATISTICAL SECTION

COMPONENTS OF PARI-MUTUEL HANDLE FROM PERFORMANCES

Fiscal Year 2006/2007

Greyhound Racing Associations

	Daily License Fee	Tax on Handle	Minimum Required Payment (1)	Permitholder Revenues From Pari-Mutuel Handle	Public Pool	Total Handle (2)
Bet Miami Greyhounds	\$91,980	\$261,863	\$44,835	\$2,876,276	\$10,288,279	\$13,563,233
CCC Racing	0	0	0	1,564,677	5,230,979	6,795,656
Daytona Beach Kennel Club	135,720	195,667	45,677	4,246,318	11,960,810	16,584,192
Ebro Greyhound Park	244,960	202,724	27,614	1,066,213	3,542,477	5,083,988
Flagler Greyhound Track	160,840	491,773	41,648	3,791,772	14,735,547	19,221,580
Jacksonville Kennel Club	54,560	421,645	193,739	6,019,763	21,348,000	28,037,707
Jefferson County Kennel Club	213,120	117,973	11,405	548,455	2,066,332	2,957,285
Mardi Gras Race Track and Gaming Center	442,020	1,780,254	44,235	8,325,600	34,277,308	44,869,417
Melbourne Greyhound Park	71,120	4,638	2,258	67,910	338,716	484,642
Naples-Ft. Myers Greyhound	280,720	1,258,156	99,569	8,377,200	33,066,986	43,082,631
Orange Park Kennel Club	135,380	1,134,922	182,904	9,988,811	36,582,546	48,024,563
Palm Beach Kennel Club	427,060	3,566,799	179,464	19,895,352	77,239,147	101,307,822
Pensacola Greyhound Track	172,560	146,419	0	1,003,478	3,793,743	5,116,200
Sanford-Orlando Kennel Club	11,200	0	39,296	1,672,773	5,766,165	7,489,434
Sarasota Kennel Club	112,000	187,062	53,160	2,593,220	9,843,831	12,789,273
St. Johns Greyhound Park	31,380	169,239	199,592	5,293,479	18,187,310	23,881,000
St. Petersburg Kennel Club	104,800	794,107	289,332	10,540,314	37,568,651	49,297,204
Tampa Greyhound Track	82,880	482,589	176,392	7,943,171	28,055,961	36,740,993
Total Greyhound Tracks	\$2,772,300	\$11,215,830	\$1,631,120	\$95,814,782	\$353,892,788	\$465,326,820

Jai Alai Frontons

Dania Jai Alai	\$132,680	\$0	\$3,890	\$4,895,262	\$16,261,398	\$21,293,230
Florida Jai Alai	45,280	0	2,858	412,997	1,515,401	1,976,536
Ft. Pierce Jai Alai	12,840	219	18	134,744	390,056	537,877
Hamilton Jai Alai and Poker	98,560	0	0	(89,356)	23,360	32,564
Miami Jai Alai	126,800	0	10,083	5,380,845	15,751,033	21,268,761
Ocala Jai Alai	18,800	382	0	131,855	405,872	556,909
Summer Jai Alai	129,560	0	11,728	5,467,395	16,010,768	21,619,451
Summersport Enterprises	93,880	0	2,653	3,243,777	10,786,215	14,126,525
Total Jai Alai Frontons	\$658,400	\$601	\$31,230	\$19,577,519	\$61,144,103	\$81,411,853

Thoroughbred Racing Associations

Calder Race Course	\$203,700	\$4,984,571	\$342,237	\$69,115,836	\$284,196,600	\$358,842,944
Gulfstream Park	136,500	2,163,298	254,668	39,567,862	167,522,878	209,645,206
Tampa Bay Downs	174,500	1,822,798	136,919	25,733,708	100,191,941	128,059,866
Tropical Park	103,500	1,687,234	312,222	27,452,371	112,170,916	141,726,243
Total Thoroughbred Tracks	\$618,200	\$10,657,901	\$1,046,046	\$161,869,777	\$664,082,335	\$838,274,259

Harness Racing Associations

Pompano Park Racing	370,500	1,085,786	28,777	20,509,212	73,420,163	95,414,438
---------------------	---------	-----------	--------	------------	------------	------------

TOTAL FOR ALL TRACKS AND FRONTONS

	\$4,419,400	\$22,960,118	\$2,737,173	\$297,771,290	\$1,152,539,389	\$1,480,427,370
--	--------------------	---------------------	--------------------	----------------------	------------------------	------------------------

(1) This is tax on handle from charity performances, and is the statutory minimum required amount for disbursement to approved charitable organizations by permitholders.

(2) Tax on Attendance is not a component of Total Pari-Mutuel Handle.

TOTAL REGULAR AND CHARITY/SCHOLARSHIP HANDLE

Fiscal Year 2006/2007

Greyhound Racing Associations

	ON-TRACK		INTERTRACK		TOTAL REGULAR HANDLE
	Live	Simulcast	ITW	ITWS	
Bet Miami Greyhounds	\$2,749,584	\$5,181,312	\$4,451,591	\$465,519	\$12,848,006
CCC Racing	6,795,656	0	0	0	6,795,656
Daytona Beach Kennel Club	10,414,771	548,950	4,964,964	0	15,928,685
Ebro Greyhound Park	4,720,646	0	0	0	4,720,646
Flagler Greyhound Track	4,124,595	7,054,036	6,924,124	445,142	18,547,897
Jacksonville Kennel Club	6,295,585	0	18,574,781	0	24,870,366
Jefferson County Kennel Club	2,807,224	0	0	0	2,807,224
Mardi Gras Race Track and Gaming Center	11,456,858	16,723,369	13,534,760	2,439,798	44,154,785
Melbourne Greyhound Park	454,930	0	0	0	454,930
Naples-Ft. Myers Greyhound	20,814,631	0	20,616,590	0	41,431,221
Orange Park Kennel Club	10,899,376	29,496	33,644,005	241,163	44,814,040
Palm Beach Kennel Club	37,512,484	3,001	60,579,800	0	98,095,285
Pensacola Greyhound Track	5,116,200	0	0	0	5,116,200
Sanford-Orlando Kennel Club	6,972,378	0	0	0	6,972,378
Sarasota Kennel Club	12,089,805	0	0	0	12,089,805
St. Johns Greyhound Park	4,801,863	1,365	15,787,940	3,789	20,594,957
St. Petersburg Kennel Club	20,405,850	0	24,589,019	0	44,994,869
Tampa Greyhound Track	9,045,041	0	24,927,043	0	33,972,084
Total Greyhound Tracks	\$177,477,477	\$29,541,529	\$228,594,617	\$3,595,411	\$439,209,034

Jai Alai Frontons

Dania Jai Alai	\$8,758,698	\$0	\$12,323,313	\$0	\$21,082,011
Florida Jai Alai	1,658,937	0	0	0	1,658,937
Ft. Pierce Jai Alai	506,964	0	0	0	506,964
Hamilton Jai Alai and Poker	32,564	0	0	0	32,564
Miami Jai Alai	9,294,038	0	11,709,227	0	21,003,265
Ocala Jai Alai	556,909	0	0	0	556,909
Summer Jai Alai	9,314,880	0	12,015,245	0	21,330,125
Summersport Enterprises	5,884,057	0	8,105,746	0	13,989,803
Total Jai Alai Frontons	\$36,007,047	\$0	\$44,153,531	\$0	\$80,160,578

Thoroughbred Racing Associations

Calder Race Course	\$36,233,827	\$94,658,068	\$22,704,616	\$180,857,605	\$334,454,116
Gulfstream Park	55,467,400	45,848,381	27,756,894	57,163,344	186,236,019
Tampa Bay Downs	27,020,206	10,655,581	33,690,438	47,023,616	118,389,841
Tropical Park	18,186,012	32,650,516	12,005,788	56,100,654	118,942,970
Total Thoroughbred Tracks	\$136,907,445	\$183,812,546	\$96,157,736	\$341,145,219	\$758,022,946

Harness Racing Associations

Pompano Park Racing	9,942,551	27,964,269	5,489,388	49,463,156	92,859,364
---------------------	-----------	------------	-----------	------------	------------

TOTAL FOR ALL TRACKS AND FRONTONS

	\$360,334,520	\$241,318,344	\$374,395,272	\$394,203,786	\$1,370,251,922
--	----------------------	----------------------	----------------------	----------------------	------------------------

	ON-TRACK		INTERTRACK		TOTAL CHARITY SCHOLARSHIP HANDLE	TOTAL HANDLE
	Live	Simulcast	ITW	ITWS		
	\$192,324	\$304,230	\$180,586	\$38,087	\$715,227	\$13,563,233
	0	0	0	0	0	6,795,656
	524,239	27,005	104,263	0	655,507	16,584,192
	363,342	0	0	0	363,342	5,083,988
	181,693	273,188	185,046	33,756	673,683	19,221,580
	858,978	0	2,308,363	0	3,167,341	28,037,707
	150,061	0	0	0	150,061	2,957,285
	183,613	290,220	155,274	85,525	714,632	44,869,417
	29,712	0	0	0	29,712	484,642
	994,065	0	657,345	0	1,651,410	43,082,631
	860,904	0	2,349,619	0	3,210,523	48,024,563
	1,456,360	0	1,756,177	0	3,212,537	101,307,822
	0	0	0	0	0	5,116,200
	517,056	0	0	0	517,056	7,489,434
	699,468	0	0	0	699,468	12,789,273
	791,872	28,693	2,225,753	239,725	3,286,043	23,881,000
	2,415,854	0	1,886,481	0	4,302,335	49,297,204
	852,005	0	1,916,904	0	2,768,909	36,740,993
	\$11,071,546	\$923,336	\$13,725,811	\$397,093	\$26,117,786	\$465,326,820
	\$80,115	\$0	\$131,104	\$0	\$211,219	\$21,293,230
	317,599	0	0	0	317,599	1,976,536
	30,913	0	0	0	30,913	537,877
	0	0	0	0	0	32,564
	122,120	0	143,376	0	265,496	21,268,761
	0	0	0	0	0	556,909
	146,058	0	143,268	0	289,326	21,619,451
	50,871	0	85,851	0	136,722	14,126,525
	\$747,676	\$0	\$503,599	\$0	\$1,251,275	\$81,411,853
	\$3,513,552	\$6,391,672	\$1,836,943	\$12,646,661	\$24,388,828	\$358,842,944
	8,583,424	4,929,300	4,049,619	5,846,844	23,409,187	209,645,206
	2,646,647	807,945	3,221,593	2,993,840	9,670,025	128,059,866
	3,542,677	6,817,369	2,005,694	10,417,533	22,783,273	141,726,243
	\$18,286,300	\$18,946,286	\$11,113,849	\$31,904,878	\$80,251,313	\$838,274,259
	392,670	725,068	184,817	1,252,519	2,555,074	95,414,438
	\$30,498,192	\$20,594,690	\$25,528,076	\$33,554,490	\$110,175,448	\$1,480,427,370

TOTAL STATE REVENUE FROM PERFORMANCES

Fiscal Year 2006/2007	LIVE			SIMULCAST			ITW	ITW SIM	CHARITY PERFORMANCES	TOTAL TAXES and FEES COLLECTED
	Tax on Handle	Daily License Fee	Total Live Taxes and Fees Collected	Tax on Handle	Daily License Fee	Total Simulcast Taxes and Fees Collected	Tax on Handle	Tax on Handle	Daily License Fee	
Greyhound Racing Associations										
Bet Miami Greyhounds	\$58,679	\$54,720	\$113,399	\$107,072	\$28,500	\$135,572	\$88,200	\$7,912	\$8,760	\$353,843
CCC Racing	0	0	0	0	0	0	0	0	0	0
Daytona Beach Kennel Club	145,941	120,800	266,741	0	0	0	49,726	0	14,920	331,387
Ebro Greyhound Park	202,724	231,360	434,084	0	0	0	0	0	13,600	447,684
Flagler Greyhound Track	120,474	100,080	220,554	193,973	52,000	245,973	166,298	11,028	8,760	652,613
Jacksonville Kennel Club	126,633	41,760	168,393	0	0	0	295,012	0	12,800	476,205
Jefferson County Kennel Club	117,973	206,880	324,853	0	0	0	0	0	6,240	331,093
Mardi Gras Race Track and Gaming Center	508,679	298,320	806,999	681,979	136,000	817,979	465,457	124,139	7,700	2,222,274
Melbourne Greyhound Park	4,638	66,320	70,958	0	0	0	0	0	4,800	75,758
Naples-Ft. Myers Greyhound	762,564	268,160	1,030,724	0	0	0	495,592	0	12,560	1,538,876
Orange Park Kennel Club	342,497	121,600	464,097	1,622	580	2,202	779,585	11,218	13,200	1,270,302
Palm Beach Kennel Club	1,615,853	412,480	2,028,333	165	660	825	1,950,781	0	13,920	3,993,859
Pensacola Greyhound Track	146,419	172,560	318,979	0	0	0	0	0	0	318,979
Sanford-Orlando Kennel Club	0	0	0	0	0	0	0	0	11,200	11,200
Sarasota Kennel Club	187,062	103,040	290,102	0	0	0	0	0	8,960	299,062
St. Johns Greyhound Park	46,424	18,160	64,584	55	80	135	122,658	102	13,140	200,619
St. Petersburg Kennel Club	368,168	90,960	459,128	0	0	0	425,939	0	13,840	898,907
Tampa Greyhound Track	147,204	69,440	216,644	0	0	0	335,385	0	13,440	565,469
Total Greyhound Tracks	\$4,901,932	\$2,376,640	\$7,278,572	\$984,866	\$217,820	\$1,202,686	\$5,174,633	\$154,399	\$177,840	\$13,988,130
Jai Alai Frontons										
Dania Jai Alai	\$0	\$131,120	\$131,120	\$0	\$0	\$0	\$0	\$0	\$1,560	\$132,680
Florida Jai Alai	0	41,880	41,880	0	0	0	0	0	3,400	45,280
Ft. Pierce Jai Alai	219	12,520	12,739	0	0	0	0	0	320	13,059
Hamilton Jai Alai and Poker	0	98,240	98,240	0	0	0	0	0	320	98,560
Miami Jai Alai	0	125,680	125,680	0	0	0	0	0	1,120	126,800
Ocala Jai Alai	382	18,800	19,182	0	0	0	0	0	0	19,182
Summer Jai Alai	0	128,440	128,440	0	0	0	0	0	1,120	129,560
Summersport Enterprises	0	92,840	92,840	0	0	0	0	0	1,040	93,880
Total Jai Alai Frontons	\$601	\$649,520	\$650,121	\$0	\$0	\$0	\$0	\$0	\$8,880	\$659,001
Thoroughbred Racing Associations										
Calder Race Course	\$181,169	\$111,600	\$292,769	\$473,290	\$85,000	\$558,290	\$412,286	\$3,917,826	\$7,100	\$5,188,271
Gulfstream Park	277,337	76,200	353,537	229,242	52,500	281,742	471,346	1,185,373	7,800	2,299,798
Tampa Bay Downs	135,101	94,500	229,601	53,278	71,500	124,778	505,852	1,128,567	8,500	1,997,298
Tropical Park	90,930	58,700	149,630	163,253	36,500	199,753	210,898	1,222,153	8,300	1,790,734
Total Thoroughbred Tracks	\$684,537	\$341,000	\$1,025,537	\$919,063	\$245,500	\$1,164,563	\$1,600,382	\$7,453,919	\$31,700	\$11,276,101
Harness Racing Associations										
Pompano Park Racing	49,713	185,200	234,913	139,821	177,500	317,321	172,969	723,283	7,800	1,456,286
TOTAL FOR ALL TRACKS AND FRONTONS	\$5,636,783	\$3,552,360	\$9,189,143	\$2,043,750	\$640,820	\$2,684,570	\$6,947,984	\$8,331,601	\$226,220	\$27,379,518

**DIVISION OF PARI-MUTUEL WAGERING
SUMMARY OF STATE REVENUE FROM CARDROOM, PARI-MUTUEL,
AND SLOT ACTIVITIES
FISCAL YEAR 2006/2007**

State Revenue From Regular Performances	
Tax on Attendance	\$ 179,877
Daily License Fees	4,419,400
Tax on Handle	<u>22,960,118</u>
Total State Revenue From Pari-Mutuel Performances	\$ 27,559,395
Other State Revenue	
Occupational Licenses	\$ 689,222
Fingerprint Fees	321,521
Escheated Tickets From Greyhound and Jai Alai ⁽¹⁾	1,495,841
Racing Scholarship Funds ⁽¹⁾	4,283
Racing Research Trust Fund - Fines	35,425
Miscellaneous Revenue	76,664
Miscellaneous Fines	<u>31,800</u>
Total Other State Revenue	\$ 2,654,756
State Revenue From Cardrooms	
Table Fees	\$ 325,500
Gross Receipts ⁽²⁾	5,420,855
Occupational Licenses	<u>87,743</u>
Total State Revenue From Cardrooms	\$ 5,834,098
State Revenue From Slots	
Compulsive/Addictive Gambling Fee	\$ 1,000,000
Facility License Fee	12,000,000
Slot Taxes ⁽³⁾	49,720,981
Fingerprint Fees	47,647
Occupational Licenses	373,937
Miscellaneous Revenue	1,724
Miscellaneous Fines	<u>65,000</u>
Total State Revenue From Slots	\$ 63,209,289
Total State Revenue Generated⁽⁴⁾	<u><u>\$ 99,257,538</u></u>

⁽¹⁾ Escheated Tickets from Greyhound Racing and Jai Alai Gaming; and Racing Scholarship Funds are distributed to the Department of Education.

⁽²⁾ One half Cardroom Gross Receipts is Deposited into General Revenue

⁽³⁾ Slot Taxes are Distributed to Department of Education

⁽⁴⁾ Total Revenue and components thereof generated is on the Accrual Basis of Accounting. Total Revenue and components thereof as shown in the financial statements on page 44 is on the Cash Basis of Accounting.

CHARITY AND SCHOLARSHIP PERFORMANCES

Each permitholder may operate up to five additional days designated as charity or scholarship days during their regular meet. Proceeds from these additional days are paid to approved charities, major state and private institutions of higher learning, community colleges, the Historic Resources Operating Trust Fund or the Racing Scholarship Trust Fund. A list of proposed recipients is submitted annually by the permitholder to the Division. Typically, the amount contributed to charitable organizations is determined by calculating the amount of taxes due to the state had it been a regular performance. A minimum of \$2,760,378 was paid to charitable organizations during Fiscal Year 2006/2007, bringing the total proceeds disbursed since 1985 to \$62,268,724.

RACING SCHOLARSHIP TRUST FUND

The Racing Scholarship Trust Fund is administered by the Division of Colleges and Universities of the Department of Education and is used to provide scholarships to deserving students who are attending Florida's colleges and universities. A total of \$16,869,075 has been paid to this fund since the program began in 1949. The amount contributed to the fund this fiscal year is detailed below.

Racing Scholarship Trust Fund	
Washington County Kennel Club, Inc.	\$4,283
Total For 2006/2007 Fiscal Year	\$4,283

ABANDONED WINNING TICKETS

Abandoned pari-mutuel tickets are winning tickets that remain uncashed for a period of one year. The value of greyhound and jai alai abandoned tickets for live on-track races or games escheat to the state. These funds are deposited into the State School Fund for the support and maintenance of Florida's public schools. Since 1957, the total paid into this fund is \$86,411,405. The amount collected in abandoned winning tickets for the State School Fund for this fiscal year is detailed below.

Abandoned Winning Tickets	
Greyhound Permitholders	\$1,298,476
Jai Alai Permitholders	\$197,365
Total For 2006/2007 Fiscal Year	\$1,495,841

In harness and quarter horse racing, abandoned winning tickets are paid to the respective breeders' associations. Abandoned winning tickets from thoroughbred horse racing are retained by the permitholder.

FISCAL YEARS COMPARATIVE DATA

Beginning with the 1931/1932 Fiscal Year, the state began collecting taxes on pari-mutuel wagering. In most recent years, pari-mutuel handle has steadily declined. During that initial year, the pari-mutuel industry operated 462 racing days in Florida, which resulted in state revenue of \$737,301; total paid attendance of 1,157,161; and total pari-mutuel handle of \$17,365,424.

For Fiscal Years 1931/1932 through 2006/2007, approximately \$67.1 billion in pari-mutuel handle wagered resulted in nearly \$3.77 billion in state revenue. This fiscal year, total handle was approximately \$1.5 billion, and state revenue was \$27.6 million from 5,592 cumulative operating days.

Shown below is a summary of pari-mutuel handle and state revenue for Fiscal Years 1997/1998 through 2006/2007.

PARI-MUTUEL HANDLE AND STATE REVENUE SUMMARY

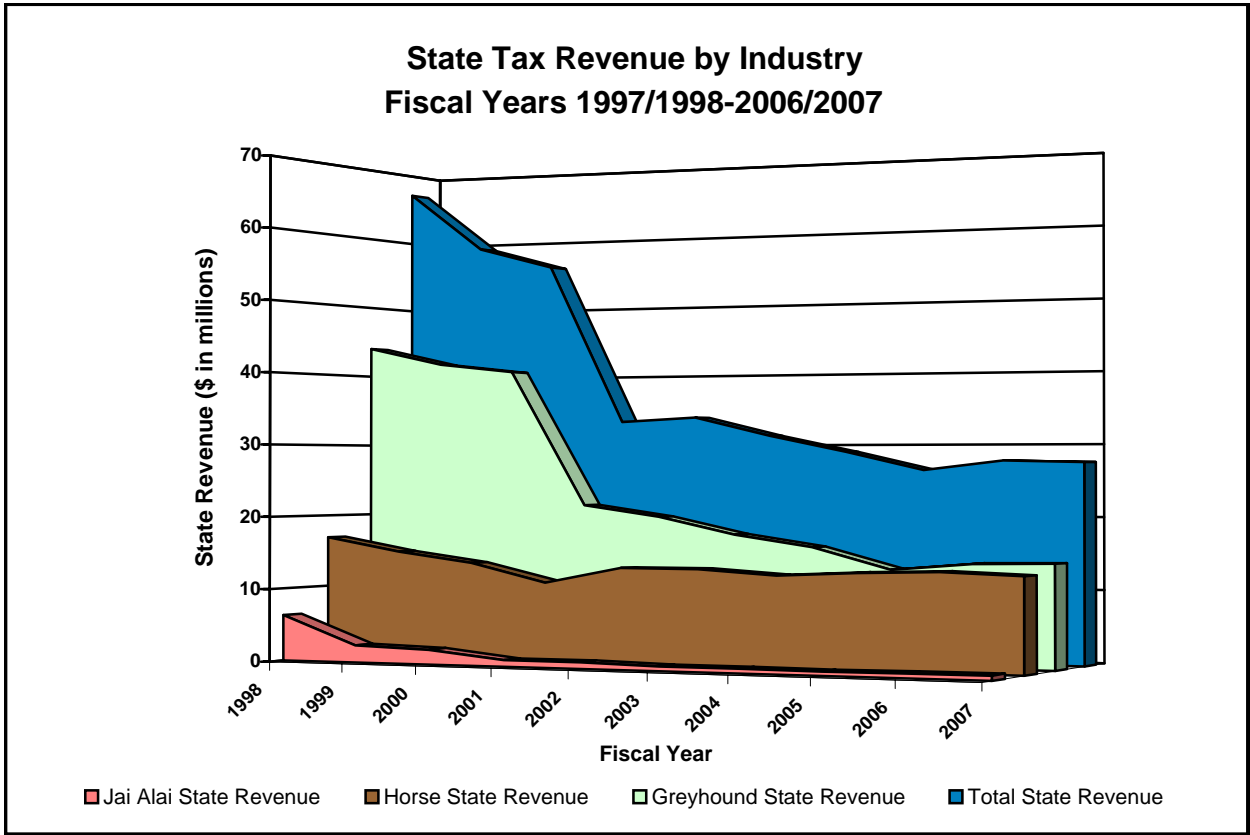
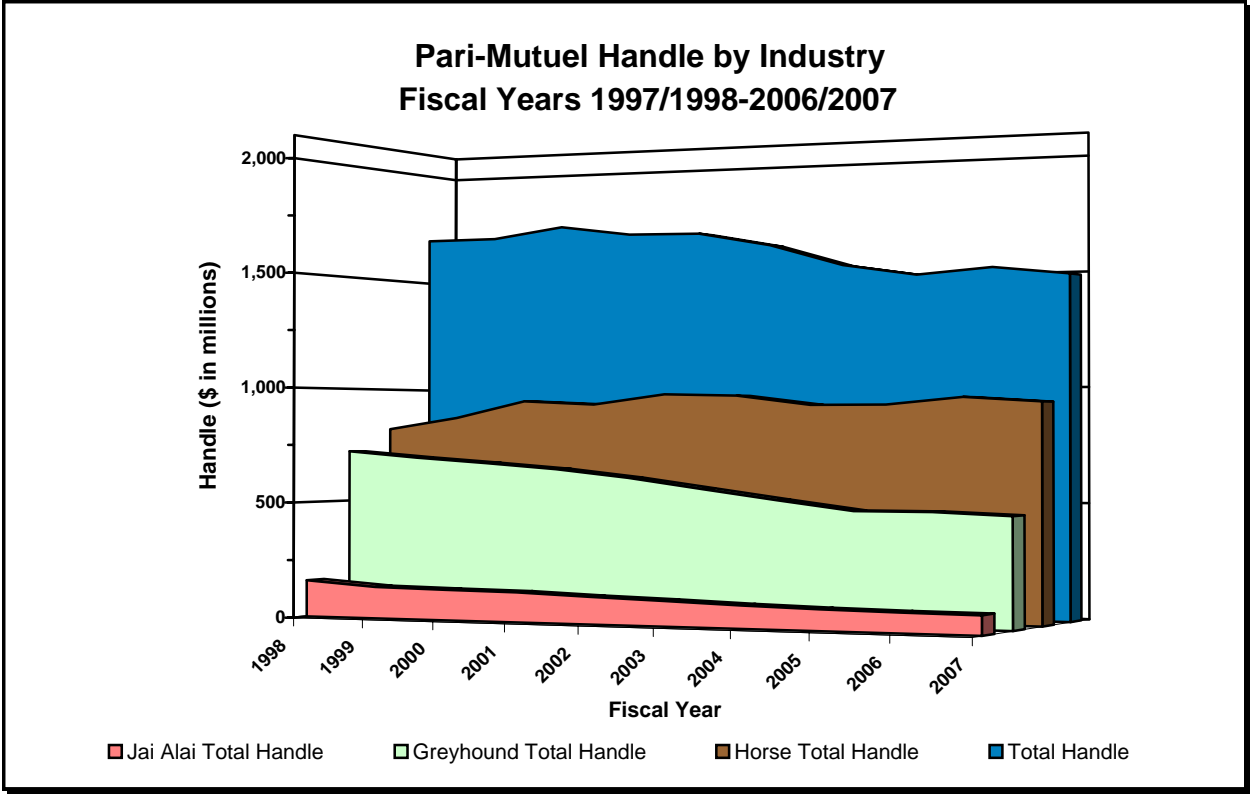
<i>Fiscal Year</i>	<i>Number of Racing Days</i>	<i>Total Paid Attendance (1)</i>	<i>Total Pari-Mutuel Handle</i>	<i>Total State Revenue (2)</i>	<i>State Revenue as a Percent of Handle</i>
1997/1998	5,092	7,679,823	\$1,696,951,870	\$71,475,527	4.21%
1998/1999	4,725	3,621,059	\$1,698,689,089	\$62,934,837	3.71%
1999/2000	4,674	3,437,073	\$1,743,358,947	\$59,785,130	3.43%
2000/2001	4,592	3,040,755	\$1,700,704,003	\$36,819,451	2.17%
2001/2002	4,614	2,836,869	\$1,696,360,808	\$37,114,026	2.19%
2002/2003	4,365	2,742,429	\$1,634,786,514	\$34,335,380	2.10%
2003/2004	4,459	2,804,583	\$1,539,122,995	\$34,218,813	2.22%
2004/2005	4,424	2,135,044	\$1,489,330,477	\$33,199,857	2.23%
2005/2006	4,993	2,066,192	\$1,514,758,761	\$35,178,969	2.32%
2006/2007	5,592	2,351,126	\$1,480,427,370	\$27,559,395	1.86%

1. Due to the revision of Section 550.0951(2)(b), F.S., which no longer requires tax on free admission, this chart only reflects **paid** admissions beginning in Fiscal Year 1998/1999.

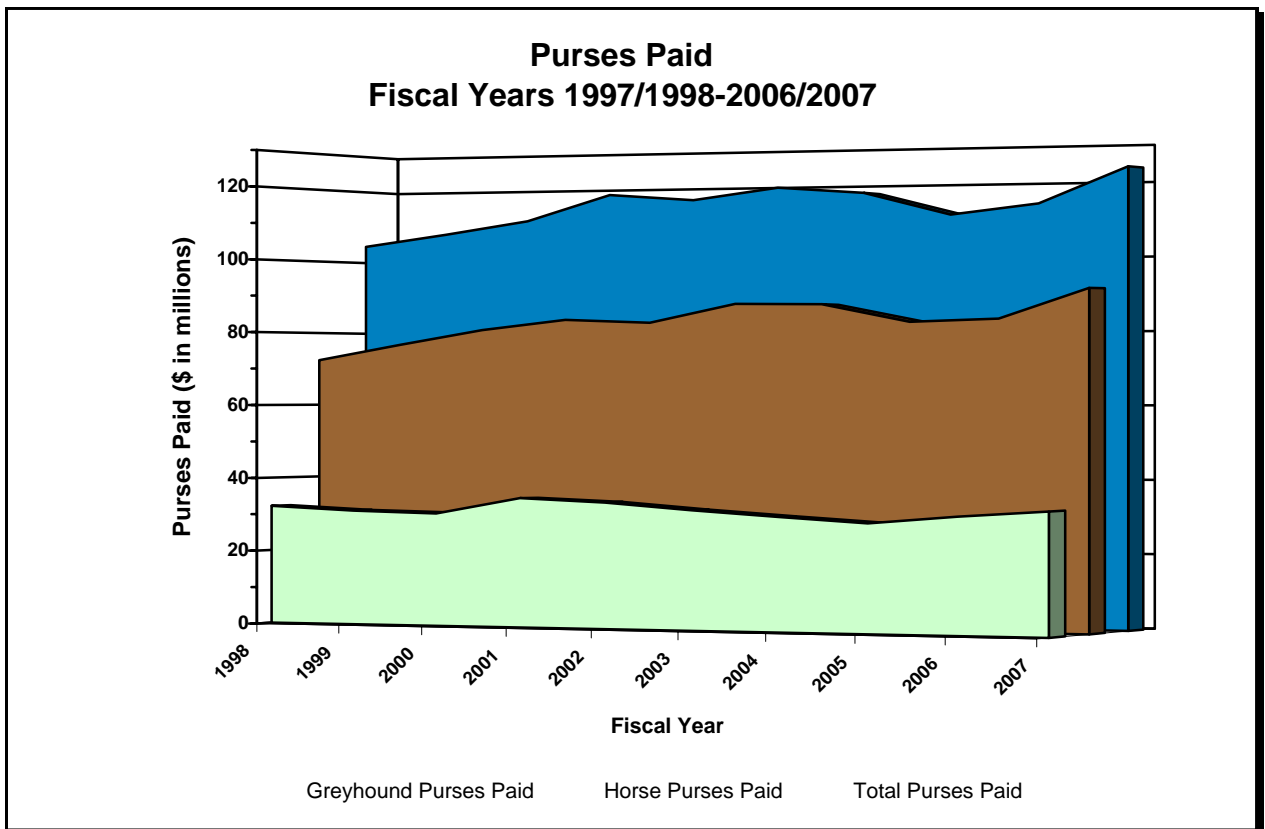
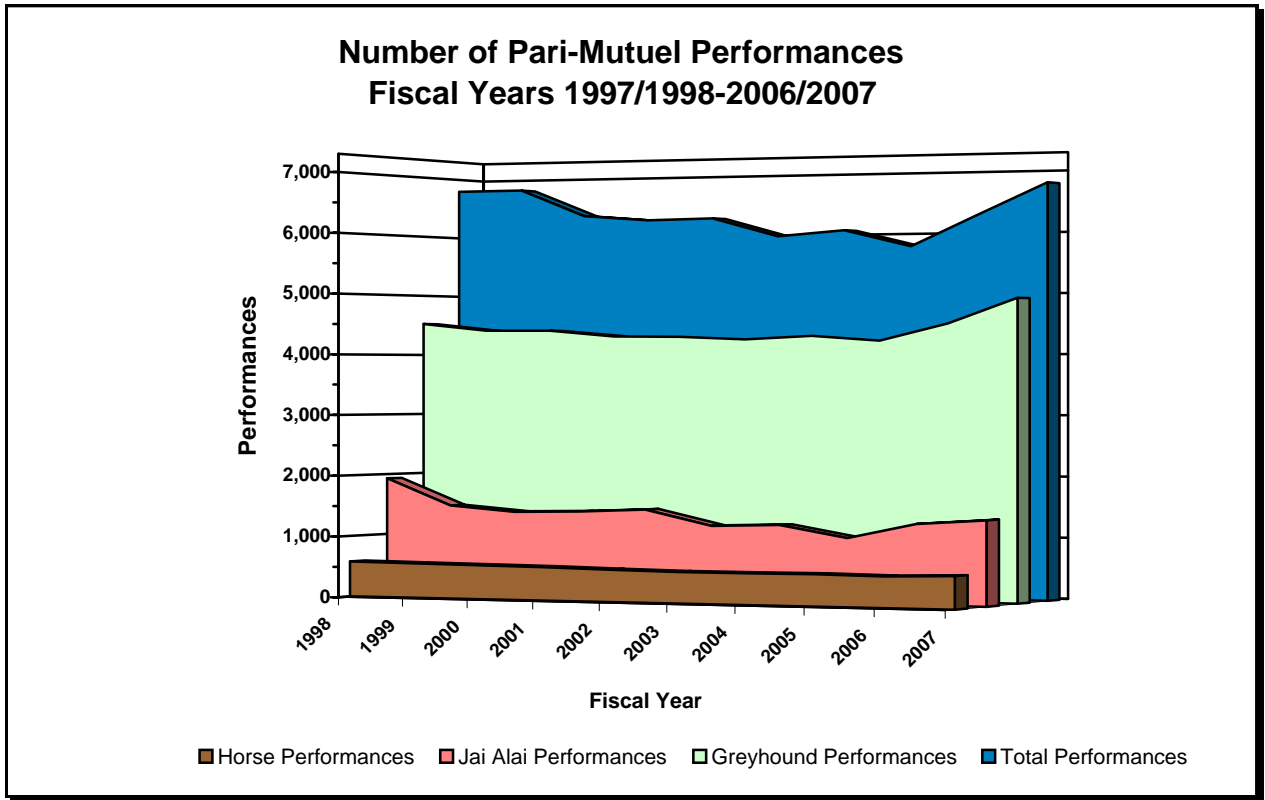
2. Includes taxes, fees, fines, and miscellaneous state revenue.

Note: Beginning 1997/1998, data from charity/scholarship performances are included in the number of racing days and total pari-mutuel handle.

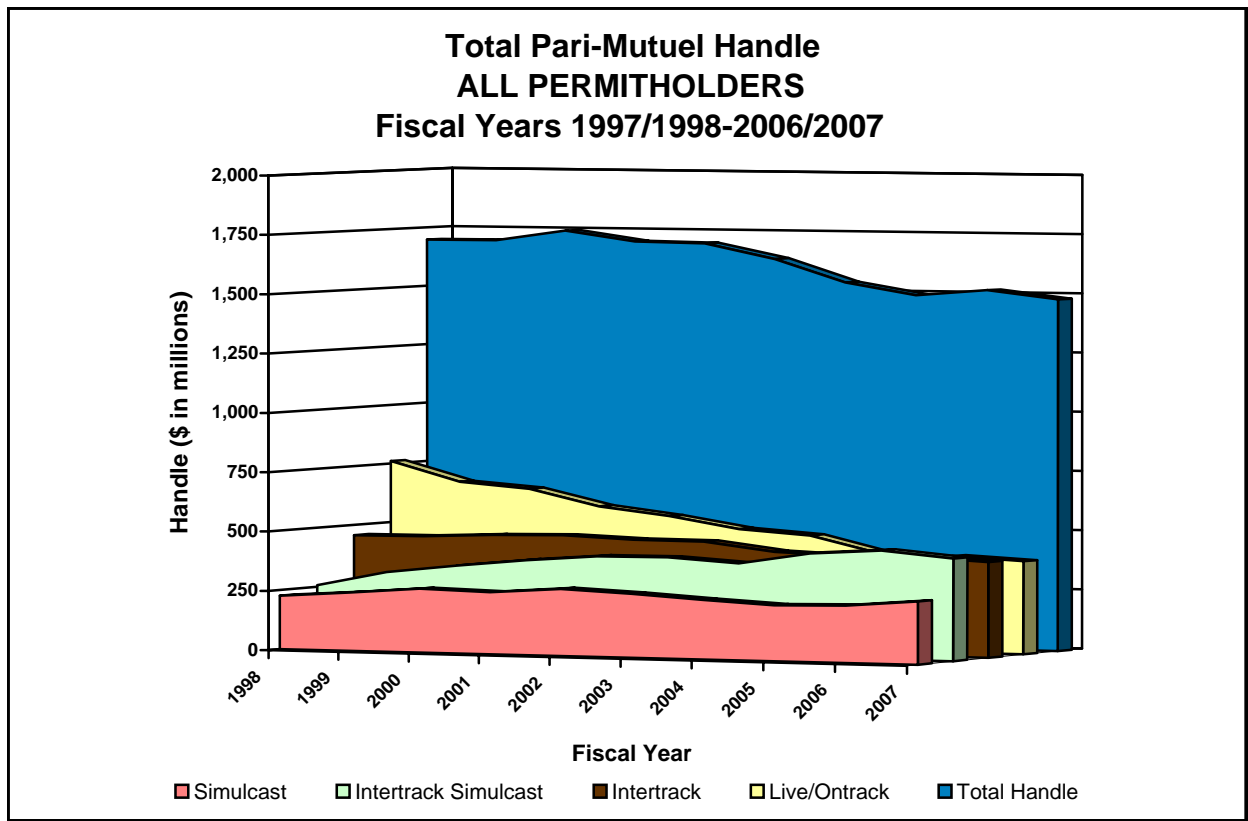
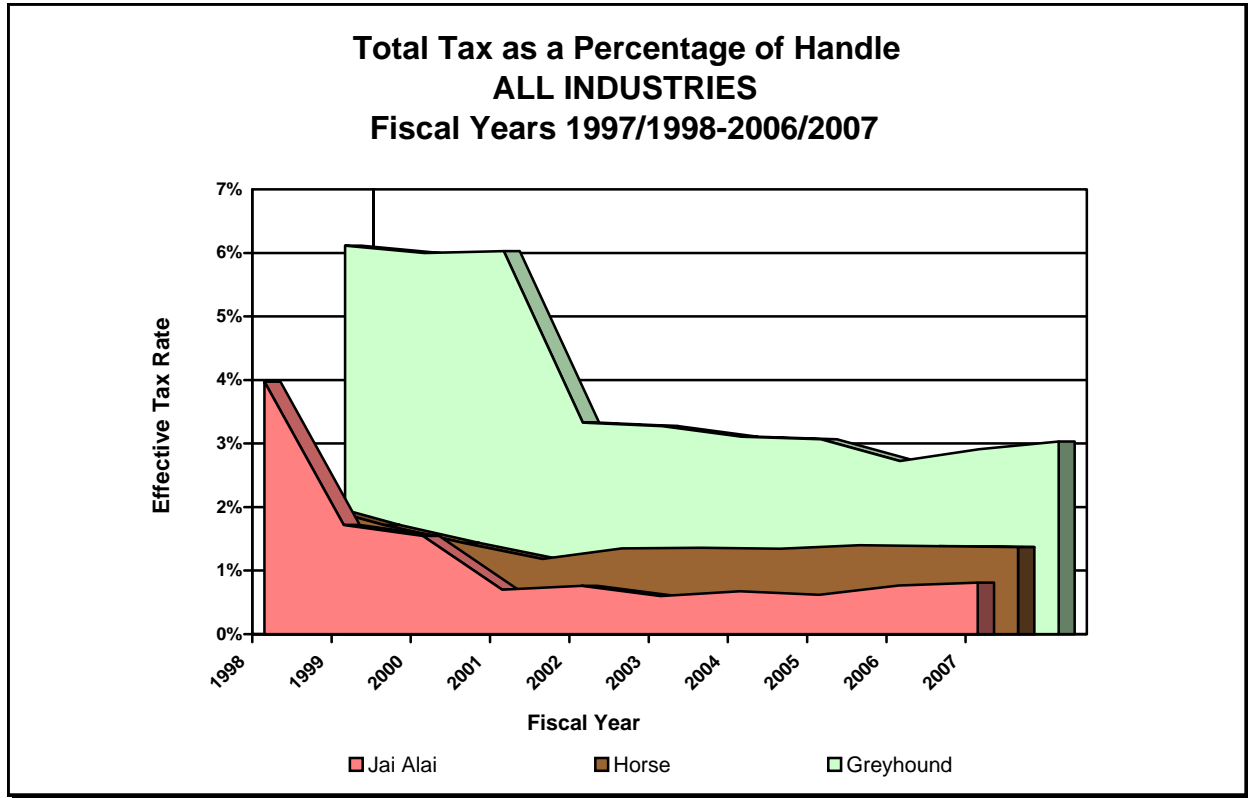
HISTORICAL PARI-MUTUEL WAGERING ACTIVITY



HISTORICAL PARI-MUTUEL WAGERING ACTIVITY



HISTORICAL PARI-MUTUEL WAGERING ACTIVITY

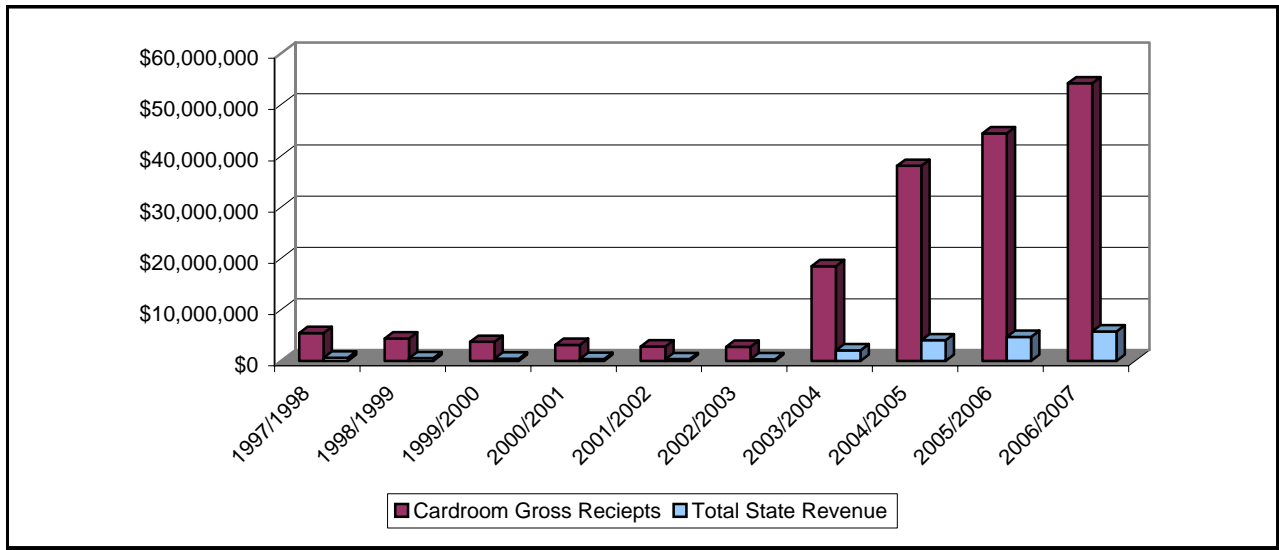


CARDROOM COMPARATIVE DATA

During Fiscal Year 2006/2007, there were 17 licensed permitholders that operated a cardroom at their facility. The number of cardroom tables increased from 457 in Fiscal Year 2005/2006, to 469 in Fiscal Year 2006/2007. Cardroom gross receipts increased from \$44,433,359 to \$54,208,544 and as a result total state revenue climbed from \$4,707,337 in Fiscal Year 2005/2006, to \$5,746,355 this fiscal year.

Cardroom tax revenue is distributed 50% between the Pari-Mutuel Wagering Trust Fund and the General Revenue Fund. In accordance with Section 849.06(13)(h), Florida Statutes, one quarter of the cardroom moneys deposited into the Pari-Mutuel Wagering Trust Fund are distributed to counties and municipalities where the cardroom are located. During the Fiscal Year 2006/2007, the Division distributed approximately \$677,021 to the counties/municipalities.

CARDROOM GROSS RECEIPTS AND TOTAL STATE REVENUE FISCAL YEARS 1997/1998 THROUGH 2006/2007



CARDROOM GROSS RECEIPTS AND STATE REVENUE SUMMARY

Fiscal Year	Total Cardroom Gross Receipts	Gross Receipts Tax	Table Fees Collected	Total State Revenue	State Revenue as a Percent of Gross Receipts
1997/1998	\$5,450,034	\$545,093	\$107,500	\$652,593	11.97%
1998/1999	\$4,394,499	\$439,351	\$120,500	\$559,851	12.74%
1999/2000	\$3,743,212	\$374,321	\$101,500	\$475,821	12.71%
2000/2001	\$3,165,525	\$316,552	\$74,500	\$391,052	12.35%
2001/2002	\$2,837,775	\$283,778	\$76,000	\$359,778	12.68%
2002/2003	\$2,767,231	\$276,723	\$74,500	\$351,223	12.69%
2003/2004	\$18,498,426	\$1,849,843	\$250,500	\$2,100,343	11.35%
2004/2005	\$38,089,764	\$3,808,977	\$238,000	\$4,046,977	10.62%
2005/2006	\$44,433,359	\$4,443,337	\$264,000	\$4,707,337	10.59%
2006/2007	\$54,208,544	\$5,420,855	\$325,500	\$5,746,355	10.60%

Fiscal Year 2006/2007

Greyhound Racing Associations

Associated Outdoor Clubs (Tampa Greyhound Track)
 St. Johns Greyhound Park
 Daytona Beach Kennel Club, Inc.
 Ebro Greyhound Park (Washington County Kennel Club, Inc.)
 Flagler Greyhound Track (West Flagler Associates, Ltd.)
 Mardi Gras Racetrack and Gaming Center
 Jefferson County Kennel Club, Inc.
 Melbourne Greyhound Park, LLC.
 Naples-Ft. Myers Greyhound Track (Southwest FL Enterprises, Inc.)
 Palm Beach Kennel Club (Investment Corporation of Palm Beach)
 Sarasota Kennel Club, Inc.
 St. Petersburg Kennel Club, Inc. (Derby Lane)

Total Greyhound Permitholders

Jai Alai Permitholders

Miami/SummerJai Alai
 Dania/Summersport
 Hamilton Jai Alai & Poker

Total Jai Alai Permitholders

Thoroughbred Racing Associations

Gulfstream Park & Gaming Center
 Tampa Bay Downs, Inc.

Total Thoroughbred Permitholders

Harness Racing Associations

Pompano Park Racing (PPI, Inc.)

TOTAL FOR ALL PERMITHOLDERS

COMPONENTS OF CARDROOM REVENUE BY ASSOCIATION				
<i>County/ Municipality</i>	<i>Gross Receipts</i>	<i>Gross Receipts Tax</i>	<i>Table Fees Collected</i>	<i>Total Taxes and Fees</i>
Hillsborough	\$0	\$0	\$15,500	\$15,500
St. Johns	6,831,513	683,151	22,500	705,651
Volusia	4,660,910	466,091	16,500	482,591
Washington	1,672,388	167,239	11,500	178,739
Dade	2,312,220	231,222	9,500	240,722
Hallandale	2,083,625	208,363	20,500	228,863
Jefferson	852,585	85,259	11,500	96,759
Brevard	4,015,400	401,540	25,500	427,040
Lee	3,799,029	379,903	12,500	392,403
Palm Beach	8,382,005	838,201	30,500	868,701
Sarasota	3,041,185	304,118	29,000	333,118
Pinellas	7,508,052	750,805	25,500	776,305
Total Greyhound Permitholders	<u>45,158,911</u>	<u>4,515,891</u>	<u>230,500</u>	<u>4,746,391</u>
Jai Alai Permitholders				
Dade	437,349	43,735	24,500	68,235
	2,531,756	253,176	13,500	266,676
Hamilton	1,626,081	162,608	11,000	173,608
Total Jai Alai Permitholders	<u> </u>	<u>459,519</u>	<u>49,000</u>	<u>508,519</u>
Thoroughbred Racing Associations				
Hallandale				
Broward	1,073,066	107,307	10,500	117,807
Hillsborough	1,338,090	133,809	11,500	145,309
Total Thoroughbred Permitholders	<u>2,411,156</u>	<u>241,116</u>	<u>22,000</u>	<u>263,116</u>
Harness Racing Associations				
Broward	2,043,291	204,329	24,000	228,329
TOTAL FOR ALL PERMITHOLDERS	4,595,186	<u>\$54,208,544</u>	<u>\$5,420,855.00</u>	<u>\$325,500.00</u>
				<u>\$5,746,355.00</u>

(1) 1/8th of total gross receipts tax is distributed to counties or municipalities.

SLOT COMPARATIVE DATA

Florida pari-mutuel facilities began slot operations in Broward County during 2006/2007 Fiscal Year. All four authorized facilities were licensed by the Division and paid the \$3 million annual license fee, but only three out of the four facilities began operations. On November 15, 2006 Gulfstream Park Racing Association located in Hallandale, was the first racino in Broward County with 516 slot machines. The second slot racino to begin operations was Mardi Gras Racetrack and Gaming Center in Hallandale on December 28, 2006, with 1,147 slot machines. Pompano Park Racing was the third slot racino to begin operations on April 14, 2007, with 1,500 slot machines. Dania Jai-Alai is expected to begin operation by the end of the fourth quarter of the 2008 calendar year.




During Fiscal Year 2006/2007, the total amount wagered by patrons was \$1,114,108,466. Average daily revenue per machine was \$191.00. Total net slot revenue was \$99,441,960. In accordance with Section 551.106(2)(a), Florida Statutes, the tax rate on net slot machine revenue is 50%, as a result the total taxes paid was \$49,720,98:

- Gulfstream Park Racing Association paid \$15,353,095 in taxes, representing 31% of the total taxes;
- Mardi Gras Racetrack and Gaming Center paid \$23,064,737 in taxes, representing 46% of the total taxes; and
- Pompano Park Racing paid \$11,303,149 in taxes, representing 23% of the total taxes.

Taxes paid on net slot machine revenue were accounted for by the Division, then immediately transferred in the Department of Education's Educational Enhancement Trust Fund.

	Gulfstream	Mardi Gras	Pompano
Date Operations Began	11/15/2006	12/28/2006	4/14/2007
Number of Operating Days	228	185	78
Machines When Operations Began	516	1,147	1,500
Machines at the End of Fiscal Year 2006/2007	1,221	1,156	1,500
Average Daily Revenue per Machine	\$161	\$216	\$193
Amount Wagered	\$322,637,778	\$517,732,918	\$273,737,770
Amount Won By Patrons	\$291,991,699	\$471,834,882	\$251,151,459
30-Day Unclaimed Tickets	\$60,109	\$231,437	\$19,988
Net Slot Machine Revenue	\$30,706,188	\$46,129,473	\$22,606,298
State Tax Revenue	\$15,353,094	\$23,064,737	\$11,303,149
Permitter Revenue	\$15,353,094	\$23,064,737	\$11,303,149

REVENUE AND OTHER DATA BY ASSOCIATION



GREYHOUND RACING

Florida remains the leader in greyhound racing in the United States with 18 permitholders operating at 15 tracks throughout the state. A total of 4,896 performances, including charity and scholarship performances, were conducted during this past fiscal year, an increase of nine percent from the previous fiscal year.

During Fiscal Year 2006/2007, handle wagered at live greyhound performances decreased by four percent. Intertrack handle wagered on broadcasts of live Florida greyhound performances decreased by three percent. Simulcast handle wagered on broadcasts of performances from outside the state increased by 76 percent. Intertrack Simulcast handle wagered on broadcast of performances from outside the state decreased by 73 percent. As a result, total handle decreased by three percent for the Florida greyhound industry.

Total paid attendance increased by 14 percent from the prior year. The Division reports only paid attendance and does not include free admissions or complimentary passes in its data. Total greyhound revenue to the state increased by one percent during Fiscal Year 2006/2007. The greyhound industry accounted for approximately 51 percent of Florida's total revenue and 31 percent of total handle from parimutuel performances.

Based on audits conducted by the Division, greyhound permitholders paid \$30,689,510 in purses during Fiscal Year 2006/2007, which includes stakes, fees and sponsor contributions. The numerous stakes races conducted during the past year by greyhound permitholders is shown in detail on the individual permitholder pages of this section.

All of Florida's greyhound permitholders actively sponsor greyhound adoption programs. Many of the state's greyhound tracks provide for on-site adoption booths, animal welfare, funding, advertising, special events and public information. Florida Statutes provide that greyhound permitholders receive credits applicable against taxes in an amount equal to the uncashed tickets remitted to the state in the prior fiscal year. Each permitholder is required to pay an amount equal to 10 percent of the amount of the credit received to any bona fide organization which promotes or encourages greyhound adoptions. During Fiscal Year 2006/2007, total contributions provided to greyhound adoption units amounted to \$194,897 which exceeded the minimum statutory requirement.

Total Performances	4,896	Total Racing Days	4,010
Total Admission Tax	\$112,793	Total Paid Attendance	1,698,697

Handle Distribution						
Handle Type	Public Pool	Total for Permitholder	Total to Charity	Total to State*	Total Handle	%
Live	\$143,144,557	\$37,116,616	\$841,438	\$7,446,412	\$188,549,023	(4%)
Simulcast	23,284,913	5,916,483	\$50,783	1,212,686	30,464,865	76%
Intertrack	184,399,356	52,027,944	\$718,495	5,174,633	242,320,428	(3%)
Intertrack Simulcast	3,063,962	753,739	\$20,404	154,399	3,992,504	(73%)
	\$353,892,788	\$95,814,782	\$1,631,120	\$13,988,130	\$465,326,820	(3%)

* Add admission tax to calculate total paid to state

% = Total percentage increase or (decrease) from previous state fiscal year handle

Bet Miami Greyhounds

Broward and Dade County - Hallandale Beach and Miami, Florida

Meet Period: July 1, 2006 to November 30, 2006 at Flagler Greyhound Track

Flagler Greyhound Track

Telephone: 305.649.3000

Fax: 305.631.4525

Mailing Address

P.O. Box 350940
Miami, Florida 33135-0940

Racing Results

Performances 151
Racing Days 151
Paid Attendance 0
Total Admission Tax \$0
Purses Paid \$944,107

Mardi Gras Racetrack & Gaming Center

Telephone: 954.924.3200

Fax: 954.457.4229

Mailing Address

P.O. Box 2007
Hollywood, Florida 33022-2007

See Flagler Greyhound Track for street address

Handle Distribution

Handle Type	Public Pool	Total for Permitholder	Total for Charity	Total to State*	Total Handle	%
Live	\$2,265,606	\$542,526	\$14,617	\$119,159	\$2,941,908	(46%)
Simulcast	4,088,391	1,241,846	16,733	138,572	5,485,542	18%
Intertrack	3,550,648	981,939	11,390	88,200	4,632,177	(36%)
Intertrack Simulcast	383,634	109,965	2,095	7,912	503,606	(88%)
	\$10,288,279	\$2,876,276	\$44,835	\$353,843	\$13,563,233	(37%)

* Add admission tax to calculate total paid to state

% = Total percentage increase or (decrease) from previous state fiscal year handle

CCC Racing

Collins and Collins Partnership
Seminole County - Longwood, Florida

*Meet Period: July 1, 2006 to October 31, 2006 at Sanford-Orlando Kennel Club
May 3, 2007 to June 30, 2007 at Sanford-Orlando Kennel Club*

Telephone: 407.831.1600 Fax: 407.831.3997

Mailing Address

P.O. Box 520280
Longwood, Florida 32752-0280

Street Address

301 Dog Track Road
Longwood, Florida 32750

Racing Results

Performances 225
Racing Days 150
Paid Attendance 43,652
Total Admission Tax \$0
Purses Paid \$932,944

Major Stakes Races

CCC Sprint Championship \$8,000
CCC Distance Classic \$8,000

Handle Distribution

Handle Type	Public Pool	Total for Permitholder	Total for Charity	Total to State*	Total Handle	%
Live	\$5,230,979	\$1,564,677	\$0	\$0	\$6,795,656	(1%)
Simulcast	0	0	\$0	0	0	0%
Intertrack	0	0	0	0	0	0%
Intertrack Simulcast	0	0	0	0	0	0%
	\$5,230,979	\$1,564,677	\$0	\$0	\$6,795,656	(1%)

* Add admission tax to calculate total paid to state

% = Total percentage increase or (decrease) from previous state fiscal year handle

Daytona Beach Kennel Club, Inc.

Volusia County - Daytona Beach, Florida

Meet Period: July 2, 2006 to June 30, 2007

Telephone: 386.252.6484 Fax: 386.252.4808

Mailing Address

P.O. Box 11470
Daytona Beach, Florida 32120

Street Address

2201 West International Speedway
Daytona Beach, Florida 32114

Racing Results

Performances 461
Racing Days 359
Paid Attendance 201,255
Total Admission Tax \$5,593
Purses Paid \$1,752,216

Handle Distribution

Handle Type	Public Pool	Total for Permitholder	Total for Charity	Total to State*	Total Handle	%
Live	\$7,864,955	\$2,753,552	\$39,842	\$280,661	\$10,939,010	(5%)
Simulcast	444,505	128,965	1,485	1,000	575,955	(50%)
Intertrack	3,651,350	1,363,801	4,350	49,726	5,069,227	203%
Intertrack Simulcast	0	0	0	0	0	0%
	\$11,960,810	\$4,246,318	\$45,677	\$331,387	\$16,584,192	16%

* Add admission tax to calculate total paid to state

% = Total percentage increase or (decrease) from previous state fiscal year handle

Ebro Greyhound Park

Washington County Kennel Club, Inc.

Washington County - Ebro, Florida

Meet Period: July 1, 2006 to November 25, 2006

January 5, 2007 to June 30, 2007

Telephone: 850.234.3943 Fax: 850.535.4442

Mailing Address

6558 Dog Track Road
Ebro, Florida 32437

Street Address

6558 Dog Track Road
Ebro, Florida 32437

Racing Results

Performances 260
Racing Days 212
Paid Attendance 37,640
Total Admission Tax \$6,590
Purses Paid \$707,283

Major Stakes Races

Bud Sprint Classic \$1,000
Mega Morris \$10,000
Super Marathon \$1,500
Ebro Derby \$8,442

Handle Distribution

Handle Type	Public Pool	Total for Permitholder	Total for Charity	Total to State*	Total Handle	%
Live	\$3,542,477	\$1,066,213	\$27,614	\$447,684	\$5,083,988	(12%)
Simulcast	0	0	0	0	0	0%
Intertrack	0	0	0	0	0	0%
Intertrack Simulcast	0	0	0	0	0	0%
	\$3,542,477	\$1,066,213	\$27,614	\$447,684	\$5,083,988	(12%)

* Add admission tax to calculate total paid to state

% = Total percentage increase or (decrease) from previous state fiscal year handle

Flagler Greyhound Track

West Flagler Associates, Ltd.
Dade County - Miami, Florida

Meet Period: December 1, 2006 to June 30, 2007

Telephone: 305.649.3000 Fax: 305.631.4525

Mailing Address

P.O. Box 350940
Miami, Florida 33135-0940

Street Address

401 N.W. 38th Court
Miami, Florida 33126

Racing Results

Performances 210
Racing Days 210
Paid Attendance 0
Total Admission Tax \$0
Purses Paid \$1,297,287

Handle Distribution

Handle Type	Public Pool	Total for Permitholder	Total for Charity	Total to State*	Total Handle	%
Live	\$3,316,999	\$749,166	\$13,809	\$226,314	\$4,306,288	(22%)
Simulcast	5,604,094	1,459,132	15,025	248,973	7,327,224	67%
Intertrack	5,448,858	1,483,057	10,957	166,298	7,109,170	(17%)
Intertrack Simulcast	365,596	100,417	1,857	11,028	478,898	(91%)
	\$14,735,547	\$3,791,772	\$41,648	\$652,613	\$19,221,580	(20%)

* Add admission tax to calculate total paid to state

% = Total percentage increase or (decrease) from previous state fiscal year handle

Jacksonville Kennel Club, Inc.

Duval County - Jacksonville, Florida

Meet Period: July 1, 2006 to September 4, 2006
May 30, 2007 to June 30, 2007 @ Orange Park

Telephone: 904.646.0001 Fax: 904.646.0420

Mailing Address

P.O. Box 959
Orange Park, Florida 32067-0959

Street Address

1440 North McDuff Avenue
Jacksonville, Florida 32205

Racing Results

Performances 115
Racing Days 85
Paid Attendance 45,986
Total Admission Tax \$1,397
Purses Paid \$1,342,782

Major Stakes Races

First Coast Classic \$50,000

Handle Distribution

Handle Type	Public Pool	Total for Permitholder	Total for Charity	Total to State*	Total Handle	%
Live	\$5,456,034	\$1,452,054	\$65,282	\$181,193	\$7,154,563	(4%)
Simulcast	0	0	0	0	0	(100%)
Intertrack	15,891,966	4,567,709	128,457	295,012	20,883,144	1%
Intertrack Simulcast	0	0	0	0	0	(100%)
	\$21,348,000	\$6,019,763	\$193,739	\$476,205	\$28,037,707	(1%)

* Add admission tax to calculate total paid to state

% = Total percentage increase or (decrease) from previous state fiscal year handle

Jefferson County Kennel Club, Inc.

Jefferson County - Monticello, Florida

Meet Period: July 1, 2006 to December 2, 2006
February 1, 2007 to June 30, 2007

Telephone: 850.997.2561 Fax: 850.997.3871

Mailing Address

P.O. Box 400
Monticello, Florida 32345

Street Address

3079 North Jefferson Street
Monticello, Florida 32344

Racing Results

Performances 260
Racing Days 260
Paid Attendance 34,962
Total Admission Tax \$3,089
Purses Paid \$614,570

Handle Distribution

Handle Type	Public Pool	Total for Permitholder	Total for Charity	Total to State*	Total Handle	%
Live	\$2,066,332	\$548,455	\$11,405	\$331,093	\$2,957,285	(20%)
Simulcast	0	0	0	0	0	0%
Intertrack	0	0	0	0	0	0%
Intertrack Simulcast	0	0	0	0	0	0%
	\$2,066,332	\$548,455	\$11,405	\$331,093	\$2,957,285	(20%)

* Add admission tax to calculate total paid to state

% = Total percentage increase or (decrease) from previous state fiscal year handle

Mardi Gras Racetrack & Gaming Center

Hartman and Tyner, Inc.
Broward County - Hallandale Beach, Florida

Meet Period: July 1, 2006 to June 30, 2007

Telephone: 954.924.3200 Fax: 954.457.4229

Mailing Address

P.O. Box 2007
Hollywood, Florida 33022

Street Address

831 North Federal Highway
Hallandale Beach, Florida 33009

Racing Results

Performances 358
Racing Days 359
Paid Attendance 0
Total Admission Tax \$0
Purses Paid \$3,804,920

Major Stakes Races

World Classic \$75,000
Hollywoodian \$30,000
Futurity \$15,000
Joe Ryan, Jr. Memorial \$10,000

Handle Distribution

Handle Type	Public Pool	Total for Permitholder	Total for Charity	Total to State*	Total Handle	%
Live	\$8,856,189	\$1,958,128	\$13,955	\$812,199	\$11,640,471	33%
Simulcast	13,100,052	3,077,096	15,962	820,479	17,013,589	139%
Intertrack	10,378,248	2,836,715	9,614	465,457	13,690,034	53%
Intertrack Simulcast	1,942,819	453,661	4,704	124,139	2,525,323	(47%)
	\$34,277,308	\$8,325,600	\$44,235	\$2,222,274	\$44,869,417	52%

* Add admission tax to calculate total paid to state

% = Total percentage increase or (decrease) from previous state fiscal year handle

Melbourne Greyhound Park

Melbourne Greyhound Park, LLC
Brevard County - Melbourne, Florida

Meet Period: July 1, 2006 to June 30, 2007

Telephone: 321.259.9800 Fax: 321.259.3437

Mailing Address

1100 North Wickham Road
Melbourne, Florida 32935

Street Address

1100 North Wickham Road
Melbourne, Florida 32935

Racing Results

Performances 363
Racing Days 363
Paid Attendance 117,300
Total Admission Tax \$3,231
Purses Paid \$698,807

Major Stakes Races

Handle Distribution						
Handle Type	Public Pool	Total for Permitholder	Total for Charity	Total to State*	Total Handle	%
Live	\$338,716	\$67,910	\$2,258	\$75,758	\$484,642	(47%)
Simulcast	0	0	0	0	0	0%
Intertrack	0	0	0	0	0	0%
Intertrack Simulcast	0	0	0	0	0	0%
	\$338,716	\$67,910	\$2,258	\$75,758	\$484,642	(47%)

* Add admission tax to calculate total paid to state

% = Total percentage increase or (decrease) from previous state fiscal year handle

Naples-Ft. Myers Greyhound Track

Southwest Florida Enterprises, Inc.
Lee County - Bonita Springs, Florida

Meet Period: July 1, 2006 to June 30, 2007

Telephone: 239.992.2411 Fax: 239.947.9244

Mailing Address

P.O. Box 2567
Bonita Springs, Florida 34133-2567

Street Address

10601 Bonita Beach Road, S.W.
Bonita Springs, Florida 34135-2567

Racing Results

Performances 415
Racing Days 330
Paid Attendance 272,615
Total Admission Tax \$44,239
Purses Paid \$2,425,182

Major Stakes Races

Hurricane Stakes \$21,000
Coconut Stakes \$19,000

Handle Distribution						
Handle Type	Public Pool	Total for Permitholder	Total for Charity	Total to State*	Total Handle	%
Live	\$16,767,180	\$3,922,683	\$75,549	\$1,043,284	\$21,808,696	1%
Simulcast	0	0	0	0	0	0%
Intertrack	16,299,806	4,454,517	24,020	495,592	21,273,935	4%
Intertrack Simulcast	0	0	0	0	0	0%
	\$33,066,986	\$8,377,200	\$99,569	\$1,538,876	\$43,082,631	2%

* Add admission tax to calculate total paid to state

% = Total percentage increase or (decrease) from previous state fiscal year handle

Orange Park Kennel Club, Inc.

Clay County - Orange Park, Florida

Meet Period: December 6, 2006 to May 28, 2007

Telephone: 904.646.0001 Fax: 904.646.0420

Mailing Address

P.O. Box 959
Orange Park, Florida 32067-4249

Street Address

455 Park Avenue
Orange Park, Florida 32073

Racing Results

Performances 201
Racing Days 149
Paid Attendance 71,373
Total Admission Tax \$3,779
Purses Paid \$2,340,729

Major Stakes Races

Orange Park Derby \$50,000
Clay County Classic \$30,000
JGR Juvenile \$20,000
Orange Park Puppy Stakes \$20,000

Handle Distribution

Handle Type	Public Pool	Total for Permitholder	Total for Charity	Total to State*	Total Handle	%
Live	\$8,979,835	\$2,237,719	\$65,429	\$477,297	\$11,760,280	(4%)
Simulcast	22,514	4,780	0	2,202	29,496	(4%)
Intertrack	27,395,045	7,701,519	117,475	779,585	35,993,624	(16%)
Intertrack Simulcast	185,152	44,793	0	11,218	241,163	(27%)
	\$36,582,546	\$9,988,811	\$182,904	\$1,270,302	\$48,024,563	(13%)

* Add admission tax to calculate total paid to state

% = Total percentage increase or (decrease) from previous state fiscal year handle

Palm Beach Kennel Club

Investment Corporation of Palm Beach
Palm Beach County - West Palm Beach, Florida

Meet Period: July 1, 2006 to June 30, 2007

Telephone: 561.683.2222 Fax: 561.471.9114

Mailing Address

1111 North Congress Avenue
West Palm Beach, Florida 33409-6317

Street Address

1111 North Congress Avenue
West Palm Beach, Florida 33409-6317

Racing Results

Performances 464
Racing Days 361
Paid Attendance 474,903
Total Admission Tax \$35,784
Purses Paid \$4,922,605

Major Stakes Races

Palm Beach Grand Classic \$120,000
James W. Paul 3/8th Mile Derby \$50,000
Arthur J. Rooney - St. Patrick's Invitational \$25,000
He's My Man Classic \$25,000
Labor Day Puppy Steaks \$20,000
Dick Andrews Futurity \$20,000
Bob Balfe Puppy Stakes \$20,000
Bud Light Iron Dog Triathlon \$5,000

Handle Distribution

Handle Type	Public Pool	Total for Permitholder	Total for Charity	Total to State*	Total Handle	%
Live	\$29,749,182	\$7,066,726	\$110,683	\$2,042,253	\$38,968,844	(3%)
Simulcast	2,320	(144)	0	825	3,001	43%
Intertrack	47,487,645	12,828,770	68,781	1,950,781	62,335,977	9%
Intertrack Simulcast	0	0	0	0	0	0%
	\$77,239,147	\$19,895,352	\$179,464	\$3,993,859	\$101,307,822	4%

* Add admission tax to calculate total paid to state

% = Total percentage increase or (decrease) from previous state fiscal year handle

Pensacola Greyhound Track, Inc.

Escambia County - Pensacola, Florida

Meet Periods: July 1, 2006 to June 30, 2007

Telephone: 850.455.8595

Fax: 850.453.8883

Mailing Address

P.O. Box 12824
Pensacola, Florida 32591-2824

Street Address

951 Dog Track Road
Pensacola, Florida 32506-8236

Racing Results

Performances 315
Racing Days 262
Paid Attendance 0
Total Admission Tax \$0
Purses Paid \$854,857

Handle Distribution						
Handle Type	Public Pool	Total for Permitholder	Total for Charity	Total to State*	Total Handle	%
Live	\$3,793,743	\$1,003,478	\$0	\$318,979	\$5,116,200	(10%)
Simulcast	0	0	0	0	0	0%
Intertrack	0	0	0	0	0	0%
Intertrack Simulcast	0	0	0	0	0	0%
	\$3,793,743	\$1,003,478	\$0	\$318,979	\$5,116,200	(10%)

* Add admission tax to calculate total paid to state

% = Total percentage increase or (decrease) from previous state fiscal year handle

Sanford-Orlando Kennel Club, Inc.

Seminole County - Longwood, Florida

Meet Period: November 1, 2006 to May 2, 2007

Telephone: 407.831.1600

Fax: 407.831.3997

Mailing Address

P.O. Box 520280
Longwood, Florida 32752-0280

Street Address

301 Dog Track Road
Longwood, Florida 32750

Racing Results

Performances 234
Racing Days 156
Paid Attendance 46,434
Total Admission Tax \$0
Purses Paid \$1,096,859

Major Stakes Races

Central Florida Derby \$16,900
King and Queen Stakes \$500

Handle Distribution						
Handle Type	Public Pool	Total for Permitholder	Total for Charity	Total to State*	Total Handle	%
Live	\$5,766,165	\$1,672,773	\$39,296	\$11,200	\$7,489,434	(3%)
Simulcast	0	0	0	0	0	0%
Intertrack	0	0	0	0	0	0%
Intertrack Simulcast	0	0	0	0	0	0%
	\$5,766,165	\$1,672,773	\$39,296	\$11,200	\$7,489,434	(3%)

* Add admission tax to calculate total paid to state

% = Total percentage increase or (decrease) from previous state fiscal year handle

Sarasota Kennel Club, Inc.

Sarasota County - Sarasota, Florida

Meet Period: November 24, 2006 to June 30, 2007

Telephone: 941.355.7744 Fax: 941.351.2207

Mailing Address

5400 Bradenton Road
Sarasota, Florida 34234

Street Address

5400 Bradenton Road
Sarasota, Florida 34234

Racing Results

Performances 292
Racing Days 187
Paid Attendance 159,324
Total Admission Tax \$5,019
Purses Paid \$1,314,934

Major Stakes Races

Handle Distribution						
Handle Type	Public Pool	Total for Permitholder	Total for Charity	Total to State*	Total Handle	%
Live	\$9,843,831	\$2,593,220	\$53,160	\$299,062	\$12,789,273	21%
Simulcast	0	0	0	0	0	0%
Intertrack	0	0	0	0	0	0%
Intertrack Simulcast	0	0	0	0	0	0%
	\$9,843,831	\$2,593,220	\$53,160	\$299,062	\$12,789,273	21%

* Add admission tax to calculate total paid to state

% = Total percentage increase or (decrease) from previous state fiscal year handle

St. Johns Greyhound Park

Bayard Raceways, Inc.

St. Johns County - Jacksonville, Florida

Meet Period: September 6, 2006 to December 4, 2006 at Orange Park Kennel Club

Telephone: 904.646.0001 Fax: 904.646.0420

Mailing Address

P.O. Box 959
Orange Park, Florida 32067-09599

Street Address

6322 Racetrack Road
Jacksonville, Florida 32259

Racing Results

Performances 105
Racing Days 78
Paid Attendance 34,307
Total Admission Tax \$525
Purses Paid \$1,072,910

Handle Distribution						
Handle Type	Public Pool	Total for Permitholder	Total for Charity	Total to State*	Total Handle	%
Live	\$4,269,130	\$1,187,199	\$60,182	\$77,224	\$5,593,735	1%
Simulcast	23,037	4,808	1,578	635	30,058	(3%)
Intertrack	13,708,382	4,056,569	126,084	122,658	18,013,693	(11%)
Intertrack Simulcast	186,761	44,903	11,748	102	243,514	(22%)
	\$18,187,310	\$5,293,479	\$199,592	\$200,619	\$23,881,000	(8%)

* Add admission tax to calculate total paid to state

% = Total percentage increase or (decrease) from previous state fiscal year handle

St. Petersburg Kennel Club, Inc.

Pinellas County - St. Petersburg, Florida

Meet Period: January 1, 2007 to June 30, 2007

Telephone: 727.812.3339 Fax: 727.812.3305

Mailing Address

P.O. Box 22099
St. Petersburg, Florida 33742-2099

Street Address

10490 Gandy Boulevard
St. Petersburg, Florida 33702-2395

Racing Results

Performances 233
Racing Days 156
Paid Attendance 100,625
Total Admission Tax \$1,868
Purses Paid \$4,396,830

Major Stakes Races

Million Dollar Race \$1,000,000
Distance Classic \$100,000
Sprint Classic \$85,000
St. Petersburg Derby \$30,000
Gold Trophy Juvenile \$20,000
Consolation Derby \$30,000
Matinee Idol \$10,000
Puppy Preview \$8,000
T.L. Weaver Memorial \$8,000

Handle Distribution

Handle Type	Public Pool	Total for Permitholder	Total for Charity	Total to State*	Total Handle	%
Live	\$17,447,221	\$4,717,910	\$183,605	\$472,968	\$22,821,704	(29%)
Simulcast	0	0	0	0	0	(100%)
Intertrack	20,121,430	5,822,404	105,727	425,939	26,475,500	(45%)
Intertrack Simulcast	0	0	0	0	0	(100%)
	\$37,568,651	\$10,540,314	\$289,332	\$898,907	\$49,297,204	(38%)

* Add admission tax to calculate total paid to state

% = Total percentage increase or (decrease) from previous state fiscal year handle

St. Petersburg changed their dates of operation, which resulted in a decrease in the number of performances.

Tampa Greyhound Track

Associated Outdoor Clubs, Inc.

Hillsborough County - Tampa, Florida

Meet Period: July 1, 2006 to December 31, 2006

Telephone: 813.932.4313 Fax: 813.932.5048

Mailing Address

P.O. Box 8096
Tampa, Florida 33674-8096

Street Address

8300 Nebreska Avenue
Tampa, Florida 33604

Racing Results

Performances 234
Racing Days 182
Paid Attendance 58,321
Total Admission Tax \$1,679
Purses Paid \$2,199,491

Major Stakes Races

Tampa Derby \$20,000
Tampa Speed Classic \$15,000
Tampa Juvenile \$15,000
Tampa Shoot Out \$15,000

Handle Distribution

Handle Type	Public Pool	Total for Permitholder	Total for Charity	Total to State*	Total Handle	%
Live	\$7,589,983	\$2,012,227	\$64,752	\$230,084	\$9,897,046	102%
Simulcast	0	0	0	0	0	(100%)
Intertrack	20,465,978	5,930,944	111,640	335,385	26,843,947	98%
Intertrack Simulcast	0	0	0	0	0	(100%)
	\$28,055,961	\$7,943,171	\$176,392	\$565,469	\$36,740,993	99%

* Add admission tax to calculate total paid to state

% = Total percentage increase or (decrease) from previous state fiscal year handle

Tampa changed their dates of operation, which resulted in an increase in the number of performances.



JAI ALAI

Florida was the first state in the nation to conduct jai alai performances with the first fronton built in 1926. There are currently eight jai alai permitholders operating at six frontons throughout Florida. In fact, Florida is now the only state to conduct jai alai games. A total of 1,363 regular performances, including charity and scholarship performances, were conducted during this past fiscal year, an increase of six percent from the previous fiscal year.

During Fiscal Year 2006/2007, handle wagered at live jai alai performances decreased by eight percent. Intertrack handle wagered on broadcasts of live Florida jai alai performances increased by one percent. There are no longer any other states that conduct jai alai, therefore there was no simulcast or intertrack simulcast handle. Total handle declined by three percent for the Florida jai alai industry.

Revenue to the state increased by three percent during Fiscal Year 2006/2007. The jai alai industry accounted for approximately three percent of Florida's total revenue and six percent of total handle from pari-mutuel performances. Permitholders paid \$8,440,316 in players awards.

Total paid attendance increased by 14 percent from the prior year. The division reports only paid attendance and does not include free admissions or complimentary passes in its data.

Total Performances	1,363	Total Gaming Days	1,058
Total Admission Tax	\$205	Total Paid Attendance	337,246

Handle Distribution						
Handle Type	Public Pool	Total for Permitholder	Total for Charity	Total to State*	Total Handle	%
Live	\$27,600,429	\$8,489,410	\$5,883	\$659,001	\$36,754,723	(8%)
Simulcast	0	0	0	0	0	0%
Intertrack	33,543,674	11,088,109	25,347	0	44,657,130	1%
Intertrack Simulcast	0	0	0	0	0	0%
	\$61,144,103	\$19,577,519	\$31,230	\$659,001	\$81,411,853	(3%)

* Add admission tax to calculate total paid to state

% = Total percentage increase or (decrease) from previous state fiscal year handle

Dania Jai Alai

The Aragon Group
A Boyd Gaming Company

Meet Period: December 1, 2006 to June 30, 2007

Telephone: 954.927.2841 Fax: 954.920.9095

Mailing Address

P.O. Box 96
Dania Beach, Florida 33004

Street Address

301 East Dania Beach Boulevard
Dania Beach, Florida 33004

Gaming Results

Performances 243
Gaming Days 183
Paid Attendance 93,934
Total Admission Tax 0
Players Awards Paid \$1,753,268

Handle Distribution

Handle Type	Public Pool	Total for Permitholder	Total for Charity	Total to State*	Total Handle	%
Live	\$6,756,617	\$1,949,472	\$44	\$132,680	\$8,838,813	(14%)
Simulcast	0	0	0	0	0	0%
Intertrack	9,504,781	2,945,790	3,846	0	12,454,417	7%
Intertrack Simulcast	0	0	0	0	0	0%
	\$16,261,398	\$4,895,262	\$3,890	\$132,680	\$21,293,230	(3%)

* Add admission tax to calculate total paid to state

% = Total percentage increase or (decrease) from previous state fiscal year handle

Florida Jai Alai, Inc.

Seminole County - Fern Park, Florida

Meet Period: January 1, 2007 to March 31, 2007

Telephone: 407.339.6221 Fax: 407.831.4689

Mailing Address

P.O. Box 300107
Fern Park, Florida 32730

Street Address

6405 South Highway 17-92
Fern Park, Florida 32730

Gaming Results

Performances 80
Gaming Days 54
Paid Attendance 20,989
Total Admission Tax 0
Players Awards Paid \$310,088

Miscellaneous Revenue

Aggregate amount of taxes and fees from prior calendar year for conducting <100 performances. \$44,720.00
550.9511(4)

Handle Distribution

Handle Type	Public Pool	Total for Permitholder	Total for Charity	Total to State*	Total Handle	%
Live	\$1,515,401	\$412,997	\$2,858	\$45,280	\$1,976,536	(6%)
Simulcast	0	0	0	0	0	0%
Intertrack	0	0	0	0	0	0%
Intertrack Simulcast	0	0	0	0	0	0%
	\$1,515,401	\$412,997	\$2,858	\$45,280	\$1,976,536	(6%)

* Add admission tax to calculate total paid to state

% = Total percentage increase or (decrease) from previous state fiscal year handle

Fort Pierce Jai Alai

Florida Gaming Centers, Inc.
St. Lucie County - Ft. Pierce, Florida

Meet Period: January 5, 2007 to February 28, 2007

Telephone: 772.464.7500 Fax: 772.464.0099

Mailing Address

1750 South Kings Highway
Ft. Pierce, Florida 34945-3099

Street Address

1750 South Kings Highway
Ft. Pierce, Florida 34945-3099

Gaming Results

Performances 40
Gaming Days 32
Paid Attendance 0
Total Admission Tax \$0
Players Awards Paid \$231,000

Miscellaneous Revenue

Aggregate amount of taxes and fees from prior calendar year for conducting <100 performances. \$28,458.45

550.9511(4)

Handle Distribution

Handle Type	Public Pool	Total for Permitholder	Total for Charity	Total to State*	Total Handle	%
Live	\$390,056	\$134,744	\$18	\$13,059	\$537,877	(43%)
Simulcast	0	0	0	0	0	0%
Intertrack	0	0	0	0	0	0%
Intertrack Simulcast	0	0	0	0	0	0%
	\$390,056	\$134,744	\$18	\$13,059	\$537,877	(43%)

* Add admission tax to calculate total paid to state

% = Total percentage increase or (decrease) from previous state fiscal year handle

Hamilton Jai Alai & Poker

Richmond Entertainment, Inc.
Hamilton County-Jasper, Florida

Meet Period: July 1, 2006 to June 30, 2007

Telephone: 386.638.0011 Fax: 386.638.0033

Mailing Address

6968 US Highway 129 S
Jasper, Florida 32052

Street Address

6968 US Highway 129 S
Jasper, Florida 32052

Gaming Results

Performances 308
Gaming Days 308
Paid Attendance 37,625
Total Admission Tax \$0
Players Awards Paid \$630,597

Handle Distribution

Handle Type	Public Pool	Total for Permitholder	Total for Charity	Total to State*	Total Handle	%
Live	\$23,360	(\$89,356)	\$0	\$98,560	\$32,564	(93%)
Simulcast	0	0	0	0	0	0%
Intertrack	0	0	0	0	0	0%
Intertrack Simulcast	0	0	0	0	0	0%
	\$23,360	(\$89,356)	\$0	\$98,560	\$32,564	(93%)

* Add admission tax to calculate total paid to state

% = Total percentage increase or (decrease) from previous state fiscal year handle

Miami Jai Alai

Florida Gaming Centers, Inc.

Dade County - Miami, Florida

Meet Period: November 1, 2006 to April 30, 2007

Telephone: 305.633.6400 Fax: 305.634.1712

Mailing Address

3500 N.W. 37th Avenue
Miami, Florida 33142

Street Address

3500 N.W. 37th Avenue
Miami, Florida 33142

Gaming Results

Performances 232
Gaming Days 156
Paid Attendance 69,387
Total Admission Tax \$0
Players Awards Paid \$2,158,000

Handle Distribution

Handle Type	Public Pool	Total for Permitholder	Total for Charity	Total to State*	Total Handle	%
Live	\$6,970,949	\$2,317,167	\$1,242	\$126,800	\$9,416,158	(3%)
Simulcast	0	0	0	0	0	0%
Intertrack	8,780,084	3,063,678	8,841	0	11,852,603	(6%)
Intertrack Simulcast	0	0	0	0	0	0%
	\$15,751,033	\$5,380,845	\$10,083	\$126,800	\$21,268,761	(5%)

* Add admission tax to calculate total paid to state

% = Total percentage increase or (decrease) from previous state fiscal year handle

Ocala Jai Alai

Second Chance Jai Alai, LLC

Marion County - Reddick, Florida

Meet Period: April 6, 2007 to May 26, 2007

Telephone: 352.591.2345 Fax: 352.591.3402

Mailing Address

P.O. Box 580
Orange Lake, Florida 32681

Street Address

4601 N.W. Highway 318
Reddick, Florida 32686

Gaming Results

Performances 51
Gaming Days 36
Paid Attendance 11,107
Total Admission Tax \$205
Players Awards Paid \$102,870

Handle Distribution

Handle Type	Public Pool	Total for Permitholder	Total for Charity	Total to State*	Total Handle	%
Live	\$405,872	\$131,855	\$0	\$19,182	\$556,909	3%
Simulcast	0	0	0	0	0	0%
Intertrack	0	0	0	0	0	0%
Intertrack Simulcast	0	0	0	0	0	0%
	\$405,872	\$131,855	\$0	\$19,182	\$556,909	3%

* Add admission tax to calculate total paid to state

% = Total percentage increase or (decrease) from previous state fiscal year handle

Summer Jai Alai

Dade County - Miami, Florida

*Meet Period: July 1, 2006 to October 30, 2006 at Miami Jai Alai
May 2, 2007 to June 30, 2007 at Miami Jai Alai*

Telephone: 305.633.6400 Fax: 305.634.1712

Mailing Address

3500 N.W. 37th Avenue
Miami, Florida 33142

Street Address

3500 N.W. 37th Avenue
Miami, Florida 33142

Gaming Results

Performances 237
Gaming Days 159
Paid Attendance 46,760
Total Admission Tax \$0
Players Awards Paid \$2,064,000

Handle Distribution

Handle Type	Public Pool	Total for Permitholder	Total for Charity	Total to State*	Total Handle	%
Live	\$7,004,001	\$2,325,656	\$1,721	\$129,560	\$9,460,938	3%
Simulcast	0	0	0	0	0	0%
Intertrack	9,006,767	3,141,739	10,007	0	12,158,513	0%
Intertrack Simulcast	0	0	0	0	0	0%
	\$16,010,768	\$5,467,395	\$11,728	\$129,560	\$21,619,451	2%

* Add admission tax to calculate total paid to state

% = Total percentage increase or (decrease) from previous state fiscal year handle

Summersport Enterprises, LLC.

A Boyd Gaming Company

Broward County - Dania Beach, Florida

Meet Period: July 1, 2006 to November 30, 2006 at Dania Jai Alai

Telephone: 954.927.2841 Fax: 954.920.9095

Mailing Address

P.O. Box 96
Dania Beach, Florida 33004

Street Address

301 East Dania Beach Boulevard
Dania Beach, Florida 33004

Gaming Results

Performances 172
Gaming Days 130
Paid Attendance 57,444
Total Admission Tax \$0
Players Awards Paid \$1,190,493

Handle Distribution

Handle Type	Public Pool	Total for Permitholder	Total for Charity	Total to State*	Total Handle	%
Live	\$4,534,173	\$1,306,875	\$0	\$93,880	\$5,934,928	(11%)
Simulcast	0	0	0	0	0	0%
Intertrack	6,252,042	1,936,902	2,653	0	8,191,597	7%
Intertrack Simulcast	0	0	0	0	0	0%
	\$10,786,215	\$3,243,777	\$2,653	\$93,880	\$14,126,525	(2%)

* Add admission tax to calculate total paid to state

% = Total percentage increase or (decrease) from previous state fiscal year handle



THOROUGHBRED RACING

Florida continues to be a premier thoroughbred racing state with four permitholders operating at three tracks throughout Central and South Florida. A total of 350 regular performances, including charity and scholarship performances, were conducted during this past fiscal year, a decrease of one percent from the previous fiscal year.

During Fiscal Year 2006/2007, handle on live thoroughbred performances decreased three percent and intertrack handle wagered decreased eight percent. Simulcast handle wagered on broadcasts of performances from outside the state increased by five percent while intertrack simulcast handle decreased by eight percent. As a result, total handle declined by two percent for the Florida thoroughbred industry.

Total revenue to the state during Fiscal Year 2006/2007, decreased three percent from the prior year. The thoroughbred industry accounted for approximately 41 percent of Florida's total revenue and 57 percent of total handle from pari-mutuel performances.

Total paid attendance increased by 11 percent from the prior year. The division reports only paid attendance, and does not include free admissions or complimentary passes in its data.

Total Performances	350	Total Racing Days	351
Total Admissions Tax	\$66,879	Total Paid Attendance	315,183

Handle Distribution						
Handle Type	Public Pool	Total for Permitholder	Total for Charity	Total to State*	Total Handle	%
Live	\$122,450,848	\$31,603,729	\$91,431	\$1,047,737	\$155,193,745	(3%)
Simulcast	161,898,157	39,591,880	94,732	1,174,063	202,758,832	5%
Intertrack	83,828,766	21,657,686	184,751	1,600,382	107,271,585	(8%)
ITW/SIM	295,904,564	69,016,482	675,132	7,453,919	373,050,097	(3%)
	\$664,082,335	\$161,869,777	\$1,046,046	\$11,276,101	\$838,274,259	(2%)

* Add admission tax to calculate total paid to state

% = Total percentage increase or (decrease) from previous state fiscal year handle

Purses and Owners' Awards **						
Permitholder	Purses	Stakes	Entry and Nomination	Contributions	Total	Owners' Awards
Calder Race Course, Inc.	\$20,863,400	\$3,504,675	\$1,032,800	\$0	\$25,400,875	\$1,782,000
Gulfstream Park	20,544,000	4,687,155	1,248,675	1,765,495	28,245,325	0
Tampa Bay Downs, Inc.	12,098,234	1,518,118	254,200	647,432	14,517,984	594,000
Tropical Park, Inc.	9,522,830	1,787,000	673,900	0	11,983,730	930,000
	\$63,028,464	\$11,496,948	\$3,209,575	\$2,412,927	\$80,147,914	\$3,306,000

** As reported by permitholders

Calder Race Course, Inc.

Dade County - Miami, Florida

Meet Period: June 2, 2006 to October 15, 2006

April 25, 2007 to May 29, 2007

Telephone: 305.625.1311 Fax: 305.620.2569

Mailing Address

P.O. Box 1808
Miami, Florida 33055-0808

Street Address

21001 N.W. 27th Avenue
Miami, Florida 33056

Racing Results

Performances 109
Racing Days 109
Paid Attendance 113,085
Total Admission Tax \$23,529
Purses Paid \$25,400,875

Major Stakes Races

Princess Rooney Handicap (GRIII) \$500,000
Smile Sprint Handicap (GRIII) \$500,000
My Dear Girl Stakes \$400,000
In Reality Stakes \$400,000
Azalea Breeders' Cup Stakes (GRIII) \$300,000
Carry Back Stakes (GRIII) \$300,000
Calder Oaks \$200,000
Calder Derby (GRIII) \$200,000
Miami Mile Breeders' Cup Handicap (GRIII) \$150,000
Hollywood Breeders' Cup Handicap \$150,000

Handle Distribution

Handle Type	Public Pool	Total for Permitholder	Total for Charity	Total to State*	Total Handle	%
Live	\$30,971,462	\$8,460,480	\$17,568	\$297,869	\$39,747,379	(5%)
Simulcast	80,692,009	19,765,483	31,958	560,290	101,049,740	4%
Intertrack	18,985,102	5,111,330	32,841	412,286	24,541,559	(8%)
Intertrack Simulcast	153,548,027	35,778,543	259,870	3,917,826	193,504,266	(1%)
	\$284,196,600	\$69,115,836	\$342,237	\$5,188,271	\$358,842,944	(1%)

* Add admission tax to calculate total paid to state

% = Total percentage increase or (decrease) from previous state fiscal year handle

Gulfstream Park Racing & Casino

Magna Entertainment Corporations

Broward County - Hallandale Beach, Florida

Meet Period: January 3, 2007 to April 22, 2007

Telephone: 954.454.7000 Fax: 954.454.7827

Mailing Address

901 South Federal Highway
Hallandale Beach, Florida 33009

Street Address

901 South Federal Highway
Hallandale Beach, Florida 33009

Racing Results

Performances 87
Racing Days 88
Paid Attendance 0
Total Admission Tax \$0
Purses Paid \$28,245,325

Major Stakes Races

Florida Derby \$1,000,000
Donn Handicap \$500,000
Gulfstream Park Handicap \$350,000
Fountain Of Youth \$350,000
Gulfstream Park Breeders' Cup \$300,000
Richter Scale Breeders Cup \$225,000
Rampart Handicap \$200,000
Shirley Jones Breeders Cup \$200,000
Adventura Stakes \$175,000

Handle Distribution

Handle Type	Public Pool	Total for Permitholder	Total for Charity	Total to State*	Total Handle	%
Live	\$51,416,777	\$12,232,293	\$42,917	\$358,837	\$64,050,824	(2%)
Simulcast	40,630,501	9,838,291	24,647	284,242	50,777,681	5%
Intertrack	25,317,435	5,948,886	68,846	471,346	31,806,513	(16%)
Intertrack Simulcast	50,158,165	11,548,392	118,258	1,185,373	63,010,188	(18%)
	\$167,522,878	\$39,567,862	\$254,668	\$2,299,798	\$209,645,206	(8%)

* Add admission tax to calculate total paid to state

% = Total percentage increase or (decrease) from previous state fiscal year handle

Tampa Bay Downs, Inc.

Hillsborough County - Tampa, Florida

Meet Period: December 09, 2006 to May 6, 2007

Telephone: 813.855.4401 Fax: 813.854.3539

Mailing Address

P.O. Box 2007
Oldsmar, Florida 34677

Street Address

11225 Race Track Road
Tampa, Florida 33626

Racing Results

Performances 94
Racing Days 94
Paid Attendance 143,049
Total Admission Tax \$31,908
Purses Paid \$14,517,984

Major Stakes Races

Tampa Bay Derby (GRIII)	\$300,000
Florida Oaks	\$200,000
Tampa Bay Breeders' Cup (T)	\$150,000
Hillsborough (T)(GRIII)	\$150,000
Endeavor (T)	\$125,000
Sam F. Davis	\$150,000
Florida Cup Sophomore Colts	\$85,000
Florida Cup Sophomore Fillies	\$85,000
Florida Cup Sophomore Turf (T)	\$85,000
Florida Cup Sprint	\$85,000
Florida Cup Turf Distaff (T)	\$85,000
Florida Cup Turf Classic (T)	\$85,000

Handle Distribution

Handle Type	Public Pool	Total for Permitholder	Total for Charity	Total to State*	Total Handle	%
Live	\$23,127,830	\$6,290,189	\$13,233	\$235,601	\$29,666,853	(2%)
Simulcast	9,044,871	2,287,337	4,040	127,278	11,463,526	2%
Intertrack	28,685,188	7,673,197	47,794	505,852	36,912,031	(0%)
Intertrack Simulcast	39,334,052	9,482,985	71,852	1,128,567	50,017,456	7%
	\$100,191,941	\$25,733,708	\$136,919	\$1,997,298	\$128,059,866	2%

* Add admission tax to calculate total paid to state

% = Total percentage increase or (decrease) from previous state fiscal year handle

Tropical Park, Inc.

Dade County - Miami, Florida

Meet Period: October 16, 2006 to January 2, 2007 at Calder Race Course

Telephone: 305.625.1311 Fax: 305.620.2569

Mailing Address

P. O. Box 1808
Miami, Florida 33055-0808

Street Address

21001 N.W. 27th Avenue
Miami, Florida 33056

Racing Results

Performances 60
Racing Days 60
Paid Attendance 59,049
Total Admission Tax \$11,442
Purses Paid \$11,983,730

Major Stakes Races

W. L. McKnight Handicap (GRII)	\$200,000
La Prevoyante Handicap (GRII)	\$200,000
Tropical Turf Handicap (GRIII)	\$100,000
Tropical Park Derby (GRIII)	\$100,000
Fred W. Hooper Handicap (GRIII)	\$100,000
My Charmer Handicap (GRIII)	\$100,000
Chaposa Springs Handicap (GRIII)	\$100,000
What A Pleasure	\$100,000

Handle Distribution

Handle Type	Public Pool	Total for Permitholder	Total for Charity	Total to State*	Total Handle	%
Live	\$16,934,779	\$4,620,767	\$17,713	\$155,430	\$21,728,689	(1%)
Simulcast	31,530,776	7,700,769	34,087	202,253	39,467,885	9%
Intertrack	10,841,041	2,924,273	35,270	210,898	14,011,482	(5%)
Intertrack Simulcast	52,864,320	12,206,562	225,152	1,222,153	66,518,187	1%
	\$112,170,916	\$27,452,371	\$312,222	\$1,790,734	\$141,726,243	2%

* Add admission tax to calculate total paid to state

% = Total percentage increase or (decrease) from previous state fiscal year handle



HARNESS RACING

Pompano Park is the only permitholder currently conducting harness horse racing performances in the State of Florida. A total of 174 regular performances, including charity and scholarship performances, were conducted during this past fiscal year, an increase of 20 percent from the previous fiscal year.

During Fiscal Year 2006/2007, handle wagered at live harness performances increased by three percent. Intertrack handle wagered on broadcasts of live Florida harness performances increased by six percent. Simulcast handle wagered on broadcasts of performances from outside the state decreased by two while intertrack simulcast handle decreased by eight percent. As a result, total handle decreased by four percent for the Florida harness industry.

Total revenue to the state during Fiscal Year 2006/2007, decreased by three percent from the prior year. The harness industry accounted for approximately five percent of Florida's total revenue and six percent of total handle from pari-mutuel performances.

The division reports only paid attendance and does not include free admissions or complimentary passes in its data.

Total Performances	174	Total Racing Days	175
Total Admissions Tax	\$0	Total Paid Attendance	0

Purses and Owners' Awards **						
Permitholder	Purses	Stakes	Entry and Nomination	Contributions	Total	Owners' Awards
Pompano Park Racing	\$9,990,705	\$840,320	\$15,650	\$0	\$10,846,675	\$913,713

** As reported by permitholder

Pompano Park Racing

PPI, Inc.

Broward County - Pompano Beach, Florida

Meet Period: July 1, 2006 to June 30, 2007

Telephone: 954.972.2000 Fax: 954.970.0882

Mailing Address

1800 S.W. Third Street
Pompano Beach, Florida 33069

Street Address

1800 S.W. Third Street
Pompano Beach, Florida 33069

Racing Results

Performances	174
Racing Days	175
Paid Attendance	0
Total Admission Tax	\$0
Purses Paid	\$10,846,675

Major Stakes Races

Isle of Capri Pace	\$280,300
Mack Lobell	\$140,000
Red Bow Tie	\$50,000

Handle Distribution						
Handle Type	Public Pool	Total for Permitholder	Total for Charity	Total to State*	Total Handle	%
Live	\$7,653,158	\$2,439,887	\$1,963	\$240,213	\$10,335,221	3%
Simulcast	22,285,001	6,080,890	3,625	319,821	28,689,337	2%
Intertrack	4,171,413	1,324,260	5,563	172,969	5,674,205	(6%)
Intertrack Simulcast	39,310,591	10,664,175	17,626	723,283	50,715,675	(8%)
	\$73,420,163	\$20,509,212	\$28,777	\$1,456,286	\$95,414,438	(4%)

* Add admission tax to calculate total paid to state

% = Total percentage increase or (decrease) from previous state fiscal year handle



HORSE RACING

Promotional Programs For Florida-Bred Horses

Florida breeder promotions and award programs are administered by private breeders' and owners' associations organized to promote ownership and breeding of race horses in the State of Florida. Each association conducts its own campaign to enhance the horse breeding industry in the state and provides breeders' and owners' awards of up to 20 percent of announced gross purses. The Florida Standardbred Breeders' and Owners' Association is funded by the breaks and uncashed tickets from live performances and one percent of the intertrack handle. The Quarter Horse Breeders' Association is funded by the breaks and the uncashed tickets from live races and one percent of the live and intertrack handle. The Florida Thoroughbred Breeders' and Owners' Association awards program is funded by 0.955 percent of the live, simulcast and intertrack handle, as well as 3.475 percent of the gross revenue from out-of-state wagers on Florida races.


To date, the Florida thoroughbred breeding industry has produced 44 national champions, including "Skip Away," the 1998 North American Horse of the Year, and "Affirmed," the last horse to have won the Triple Crown (1978). In 2005, Florida-bred "Afleet Alex" captured two-thirds of the Triple Crown winning the Preakness Stakes (G1) and Belmont Stakes (G1). The industry boasts 100 Florida-bred millionaires, 13 classic winners (Kentucky Derby, Preakness Stakes and Belmont Stakes), and 18 Breeders' Cup Day champions.

The Florida Thoroughbred Breeders' and Owners' Association funds the Florida-bred Stakes Program, which is implemented at Florida's thoroughbred racetracks. In addition, Florida-breds won 361 stakes races, including 64 graded stakes, and earned more than \$42 million in stakes purses. Florida-breds banked in excess of \$193 million in total North American purse money. Through a percentage of pari-mutuel handle, Florida thoroughbred permitholders contributed \$9,775,000 to the Florida Thoroughbred Breeders' and Owners' Association during Fiscal Year 2006/2007. The FTBOA paid out \$6,011,000 in Breeders' Awards, \$664,000 in Stallion Owners' Awards, and \$2,150,000 through the Florida-bred Stakes Program. The Florida-bred Stakes Program includes "The Sunshine Millions" at Gulfstream Park, "The Florida Million" at Calder Race Course/Tropical Park, "Florida Cup Day" at Tampa Bay Downs and additional funds for supplements to Florida-bred Preferred Stakes Races during the Calder/Tropical and Tampa Bay Downs' meets.

The Florida Standardbred Breeders' and Owners' Association, a non-profit organization and the recognized representative of horsemen in the state of Florida, is the designated association for the allocation and distribution of funds for Florida-bred Standardbred racing. Promotional activities include providing breeder and stallion awards for eligible Florida-bred horses during Pompano Park's 2006/2007 meet as well as awards for Florida Breeders' Stakes races. A series of races and awards were also provided for two and three-year-old standardbreds to prepare for the winter meet at Pompano Park. The total amount of funds collected and distributed to the Florida Standardbred horsemen throughout the year totaled \$1,578,825.

Standardbred racing in Florida is primarily contested at Pompano Harness Track, the only pari-mutuel harness track in the state and offers top quality harness racing year-round. There are seven training centers for standardbreds located from Gainesville to Delray Beach where more than 3,000 horses spend their winters. Florida-bred standardbred horses, including two-time Breeder's Crown winner and Multiple World Champion, "Red Bow Tie", have gained notable recognition throughout North America.

Note: Promotional program information is provided by respective Breeders' and Owners' Associations.



SUMMARY

Pari-Mutuel Industry

During Fiscal Year 2006/2007, the total handle exceeded \$1.4 billion wagered, a decrease of two percent from the prior fiscal year. Total pari-mutuel performances, including charity and scholarship performances, conducted during Fiscal Year 2006/2007, increased by eight percent from the previous year.

The state realized revenue from regular performances of approximately \$27.5 million, which reflects no change from the prior fiscal year. Of the \$27.5 million collected, greyhound permitholders accounted for 51 percent, thoroughbreds for 41 percent, harness for 5 percent and jai alai for 3 percent.

Total paid attendance increased by over 13 percent from the prior year. The division reports only paid attendance and does not include free admission or complimentary passes in its data.

Total Performances	6,783	Total Racing/Gaming Days	5,594
Total Admissions Tax	\$179,877	Total Paid Attendance	2,351,126

Handle Distribution						
Industry	Public Pool	Total for Permitholder	Total to Charity	Total to State*	Total Handle	%
Greyhound	\$353,892,788	\$95,814,782	\$1,631,120	\$13,988,130	\$465,326,820	(3%)
Jai Alai	61,144,103	19,577,519	31,230	659,001	81,411,853	(3%)
Thoroughbred	664,082,335	161,869,777	1,046,046	11,276,101	838,274,259	(2%)
Harness	73,420,163	20,509,212	28,777	1,456,286	95,414,438	(4%)
	\$1,152,539,389	\$297,771,290	\$2,737,173	\$27,379,518	\$1,480,427,370	(2%)

* Add admission tax to calculate total paid to state

% = Total percentage increase or (decrease) from previous state fiscal year handle

Handle Distribution						
Handle Type	Public Pool	Total for Permitholder	Total to Charity	Total to State*	Total Handle	%
Live	\$300,848,992	\$79,649,642	\$940,715	\$9,393,363	\$390,832,712	(4%)
Simulcast	207,468,071	51,589,253	149,140	2,706,570	261,913,034	10%
Intertrack	305,943,209	86,097,999	934,156	6,947,984	399,923,348	(4%)
ITW Simulcast	338,279,117	80,434,396	713,162	8,331,601	427,758,276	(6%)
	\$1,152,539,389	\$297,771,290	\$2,737,173	\$27,379,518	\$1,480,427,370	(2%)

* Add admission tax to calculate total paid to state

% = Total percentage increase or (decrease) from previous state fiscal year handle

TOTAL INTERTRACK WAGERING HANDLE BY GUEST

Fiscal Year 2006/2007

GUEST FACILITY	HOST PERMITHOLDER											
	BET MIAMI GREYHOUNDS	DAYTONA	FLAGLER	JACKSONVILLE	MARDI GRAS	NAPLES-FT. MYERS	ORANGE PARK	PALM BEACH	ST. JOHNS	ST. PETERSBURG	TAMPA GREYHOUND	
Greyhound Permitholders												
Bet Miami Greyhounds	\$0	\$89,644	\$0	\$527,000	\$2,213,779	\$500,141	\$0	\$1,668,274	\$662,786	\$0	\$776,225	
CCC Racing	0	0	0	1,605,520	0	1,093,754	430,010	2,978,306	779,953	769,631	1,576,011	
Daytona Beach Kennel Club	214,091	0	327,372	939,954	3,119,558	533,921	1,612,895	3,001,913	817,258	1,117,783	944,359	
Ebro Greyhound Track	0	0	0	400,505	0	0	479,481	884,559	437,199	1,263,311	917,036	
Flagler Greyhound Track	0	168,144	0	246,263	3,537,287	961,329	1,302,105	2,418,464	43,769	951,959	151,020	
Jacksonville Kennel Club	496,541	866,172	775,059	1,159,502	901,846	2,163,113	6,849,714	5,226,995	3,427,526	1,736,997	1,773,399	
Jefferson County Kennel Club	0	0	0	683,365	0	0	691,332	0	460,414	786,671	688,959	
Mardi Gras Racetrack & Gaming	1,234,683	585,942	2,198,113	822,262	0	1,841,547	1,473,266	5,678,432	654,393	1,216,808	996,764	
Melbourne Greyhound Park	219,034	248,349	316,912	541,433	394,844	938,971	948,106	2,801,067	542,174	681,640	635,780	
Naples-Ft. Myers Greyhound Track	919,999	245,525	963,773	586,617	967,544	0	790,691	3,964,112	444,786	1,056,023	795,048	
Orange Park Kennel Club	130,272	273,197	218,742	1,955,943	875,494	1,578,736	0	2,614,873	0	1,736,402	1,569,377	
Palm Beach Kennel Club	617,196	330,976	879,583	1,630,539	871,391	2,188,437	2,903,204	0	1,328,631	1,700,214	1,389,883	
Pensacola Greyhound Track	0	0	0	1,712,809	0	0	3,011,700	0	1,518,290	0	0	
Sanford-Orlando Kennel Club	0	0	0	0	0	1,551,068	2,164,564	2,891,318	544,191	1,702,071	827,893	
Sarasota Kennel Club	0	0	0	1,181,091	0	1,883,885	1,719,437	4,824,957	997,341	2,432,537	2,440,404	
St. Johns Greyhound Park	209,358	315,390	290,782	1,642,060	292,306	830,340	3,059,454	3,510,461	1,297,382	679,681	577,066	
St. Petersburg Kennel Club	495,220	555,530	731,529	1,771,261	1,377,861	2,092,045	2,864,837	6,905,814	1,282,032	0	7,901,220	
Tampa Greyhound Track	402,314	854,884	585,639	1,400,370	866,668	1,985,264	2,205,855	5,026,671	1,261,930	5,126,558	0	
Total Greyhound Permitholders	\$4,938,708	\$4,533,753	\$7,287,504	\$18,806,494	\$15,418,578	\$20,142,551	\$32,506,651	\$54,396,216	\$16,500,055	\$22,958,286	\$23,960,444	
Jai Alai Permitholders												
Dania Jai Alai	\$0	\$0	\$0	\$0	\$0	\$0	\$0	\$0	\$0	\$0	\$0	
Florida Jai Alai	0	0	0	0	0	0	0	0	0	0	0	
Ft. Pierce Jai Alai	105,033	0	171,904	344,213	212,607	0	627,450	2,565,072	326,954	376,227	297,855	
Hamilton Jai Alai & Poker	0	159,530	0	513,765	410,654	0	1,096,001	859,460	389,504	547,919	416,795	
Miami Jai Alai	0	0	0	0	0	0	0	0	0	0	0	
Ocala Jai Alai	92,042	166,634	128,660	429,120	173,518	347,855	617,101	1,074,451	391,027	307,895	400,466	
Summer Jai Alai	0	0	0	0	0	0	0	0	0	0	0	
Summersport Enterprises	0	0	0	0	0	0	0	0	0	0	0	
Total Jai Alai Permitholders	\$197,075	\$326,164	\$300,564	\$1,287,098	\$796,779	\$347,855	\$2,340,552	\$4,498,983	\$1,107,485	\$1,232,041	\$1,115,116	
Thoroughbred Permitholders												
Calder Race Course	\$0	\$0	\$0	\$0	\$0	\$0	\$0	\$0	\$0	\$0	\$0	
Gulfstream Park	0	0	0	0	0	0	0	0	0	0	0	
Ocala Breeders' Sales	0	0	0	216,506	0	0	449,026	1,418,550	219,750	265,034	0	
Tampa Bay Downs	0	209,310	0	573,046	0	783,529	938,558	2,022,228	429,917	2,020,139	1,768,387	
Tropical Park	0	0	0	0	0	0	0	0	0	0	0	
Total Thoroughbred Permitholders	\$0	\$209,310	\$0	\$789,552	\$0	\$783,529	\$1,387,584	\$3,440,778	\$649,667	\$2,285,173	\$1,768,387	
Harness Permitholders												
Pompano Park Racing	0	0	0	0	0	0	0	0	0	0	0	
TOTAL FOR ALL PERMITHOLDERS	\$5,135,783	\$5,069,227	\$7,588,068	\$20,883,144	\$16,215,357	\$21,273,935	\$36,234,787	\$62,335,977	\$18,257,207	\$26,475,500	\$26,843,947	

CONTINUED ON NEXT PAGE

Note: Figures above include handle from charity/scholarship performances.

TOTAL INTERTRACK WAGERING HANDLE BY GUEST

Fiscal Year 2006/2007	HOST PERMITHOLDER										
	GUEST FACILITY	DANIA	MIAMI	SUMMER	SUMMERSPORT	CALDER	GULFSTREAM PARK	TAMPA BAY DOWNS	TROPICAL PARK	POMPAÑO PARK	TOTAL
Greyhound Permitholders											
Bet Miami Greyhounds	\$0	\$0	\$0	\$0	\$2,292,016	\$0	\$0	\$781,432	\$2,047,264	\$11,558,561	
CCC Racing	0	0	0	0	6,784,051	0	135,649	420,031	337,391	16,910,307	
Daytona Beach Kennel Club	571,756	470,491	490,151	380,176	8,016,870	2,777,949	3,669,850	2,827,104	2,048,236	33,881,687	
Ebro Greyhound Track	200,757	0	0	100,059	2,062,300	894,728	463,483	680,793	0	8,784,211	
Flagler Greyhound Track	0	0	0	0	1,534,576	1,953,941	36,658	462,678	2,969,949	16,738,142	
Jacksonville Kennel Club	278,495	512,637	561,033	219,027	2,838,023	991,119	1,233,165	858,766	466,364	33,335,493	
Jefferson County Kennel Club	85,231	0	0	78,121	0	0	0	0	0	3,474,093	
Mardi Gras Racetrack & Gaming	0	0	0	0	3,621,066	2,044,599	0	1,408,159	7,371,759	31,147,793	
Melbourne Greyhound Park	747,495	880,581	855,011	449,903	9,767,623	3,717,974	4,449,528	3,326,303	743,295	33,206,023	
Naples-Ft. Myers Greyhound Track	0	0	0	0	13,143,570	7,224,561	7,613,949	5,214,805	1,582,329	45,513,332	
Orange Park Kennel Club	187,780	251,541	213,741	109,763	857,125	466,823	431,624	296,641	442,733	14,210,807	
Palm Beach Kennel Club	1,073,372	1,076,427	1,080,051	616,779	36,976,928	26,743,849	5,138,154	17,032,499	6,777,579	110,355,692	
Pensacola Greyhound Track	0	0	0	0	1,071,618	569,879	0	392,642	0	8,276,938	
Sanford-Orlando Kennel Club	0	0	0	0	124,437	2,671,347	3,607,333	2,094,415	479,192	18,657,829	
Sarasota Kennel Club	0	0	0	0	11,387,305	3,748,728	6,092,968	3,804,765	1,163,259	41,676,677	
St. Johns Greyhound Park	119,520	375,955	378,421	81,820	9,964,508	3,628,651	4,696,496	3,266,854	1,958,473	37,174,978	
St. Petersburg Kennel Club	414,653	1,531,185	1,495,731	280,946	17,318,680	4,735,737	9,073,617	5,532,042	2,653,889	69,013,829	
Tampa Greyhound Track	313,123	1,296,052	1,275,173	235,006	9,454,372	2,918,731	5,639,344	3,256,709	1,892,590	45,997,253	
Total Greyhound Permitholders	\$3,992,182	\$6,394,869	\$6,349,312	\$2,551,600	\$137,215,068	\$65,088,616	\$52,281,818	\$51,656,638	\$32,934,302	\$579,913,645	
Jai Alai Permitholders											
Dania Jai Alai	\$0	\$1,269,622	\$491,139	\$0	\$1,167,060	\$1,682,972	\$63,776	\$470,666	\$4,799,095	\$9,944,330	
Florida Jai Alai	1,990,269	1,348,986	1,622,630	1,373,096	22,167,442	6,629,870	11,611,825	7,999,925	6,872,301	61,616,344	
Ft. Pierce Jai Alai	216,600	1,081,500	1,059,265	110,709	6,244,073	2,646,512	3,258,117	2,003,585	967,146	22,614,822	
Hamilton Jai Alai & Poker	154,540	31,889	28,996	64,944	1,424,910	408,723	799,324	485,305	21,425	7,813,684	
Miami Jai Alai	2,107,594	0	0	354,103	12,433	209,944	10,652	113,367	1,218,836	4,026,929	
Ocala Jai Alai	89,244	600,980	742,789	51,812	2,724,991	723,784	1,214,260	877,818	428,317	11,582,764	
Summer Jai Alai	753,100	0	0	1,512,657	455,359	0	0	40,095	1,141,992	3,903,203	
Summersport Enterprises	0	263,566	1,011,409	0	2,145,803	0	0	862,958	3,382,847	7,666,583	
Total Jai Alai Permitholders	\$5,311,347	\$4,596,543	\$4,956,228	\$3,467,321	\$36,342,071	\$12,301,805	\$16,957,954	\$12,853,719	\$18,831,959	\$129,168,659	
Thoroughbred Permitholders											
Calder Race Course	\$0	\$0	\$0	\$0	\$0	\$0	\$628,512	\$0	\$0	\$628,512	
Gulfstream Park	0	0	0	0	1,228,572	0	10,178,291	859,446	0	12,266,309	
Ocala Breeders' Sales	20,598	94,367	75,808	0	11,499,582	4,538,052	5,287,923	4,602,065	907,696	29,594,957	
Tampa Bay Downs	178,787	766,824	738,278	104,254	25,096,616	9,721,155	0	8,306,401	3,715,923	57,373,352	
Tropical Park	0	0	0	0	0	0	1,499,475	0	0	1,499,475	
Total Thoroughbred Permitholders	\$199,385	\$861,191	\$814,086	\$104,254	\$37,824,770	\$14,259,207	\$17,594,201	\$13,767,912	\$4,623,619	\$101,362,605	
Harness Permitholders											
Pompano Park Racing	2,951,503	0	38,887	2,068,422	6,663,916	3,167,073	95,514	2,251,400	0	17,236,715	
TOTAL FOR ALL PERMITHOLDERS	\$12,454,417	\$11,852,603	\$12,158,513	\$8,191,597	\$218,045,825	\$94,816,701	\$86,929,487	\$80,529,669	\$56,389,880	\$827,681,624	

CONTINUED FROM PREVIOUS PAGE

Note: Figures above include handle from charity/scholarship performances.

FINANCIAL STATEMENTS

**DEPARTMENT OF BUSINESS & PROFESSIONAL REGULATION
DIVISION OF PARI-MUTUEL WAGERING
BALANCE SHEET
SPECIAL REVENUE FUND
FOR FISCAL YEAR ENDED JUNE 30, 2007**

	2007	2006
ASSETS		
Cash	\$ 128,657.00	\$ 84,755.94
Cash with State Treasurer	2,228,130.82	509,500.95
Investments at cost	29,747,200.47	14,212,672.87
Accounts receivable	2,518,664.37	76,121.73
Allowance for uncollectibles	(4,036.91)	(2,514.11)
Interest receivable	75,307.16	56,150.38
Revenue receivable	-	561,445.63
Due from state funds	32,305.84	4,824.16
	<u>32,305.84</u>	<u>4,824.16</u>
TOTAL ASSETS	<u>\$ 34,726,228.75</u>	<u>\$ 15,502,957.55</u>
 LIABILITIES & FUND EQUITY		
Liabilities:		
Accounts payable	\$ 245,147.64	\$ 195,781.58
Accrued salaries	321,182.80	315,312.65
Due to other funds	5,007.00	630,428.36
Due to other state agencies	111,861.77	161,280.08
Due to general revenue	839,059.19	847,801.33
Compensated Absences	1,306.00	8,113.84
Deferred revenues	-	-
	<u>-</u>	<u>-</u>
Total Liabilities	<u>1,523,564.40</u>	<u>2,158,717.84</u>
 Fund Equity		
Unreserved	<u>33,202,664.35</u>	<u>13,344,239.71</u>
Total Fund Equity	<u>33,202,664.35</u>	<u>13,344,239.71</u>
 TOTAL LIABILITIES & FUND EQUITY	<u>\$ 34,726,228.75</u>	<u>\$ 15,502,957.55</u>

The financial statements and notes are for informational purposes only.

DEPARTMENT OF BUSINESS AND PROFESSIONAL REGULATION
DIVISION OF PARI-MUTUEL WAGERING
STATEMENT OF REVENUES, EXPENDITURES & CHANGES IN FUND BALANCE - BUDGET & ACTUAL
SPECIAL REVENUE FUND
FOR FISCAL YEAR ENDED JUNE 30, 2007

	<u>FINAL BUDGET</u>	<u>2007 ACTUAL</u>	<u>VARIANCE</u>	<u>2006 ACTUAL</u>
REVENUES:				
Fees, Charges, Commissions and Sales	\$ 27,450,990.00	\$ 18,488,466.80	\$ (8,962,523.20)	\$ 4,705,085.62
Licenses and Permits	879,032.00	777,722.99	(101,309.01)	743,790.08
Taxes	81,864,046.00	75,567,128.52	(6,296,917.48)	25,866,809.90
Fines, Forfeits, Judgments and Settlements	29,595.00	101,928.71	72,333.71	35,508.15
Interest and Dividends, Net	244,026.00	967,550.32	723,524.32	325,366.96
Transfers In	499.00	32,305.84	31,806.84	1,995,509.49
Miscellaneous Receipts	1,657.00	91,785.23	90,128.23	17,925.30
Total Revenues	<u>110,469,845.00</u>	<u>96,026,888.41</u>	<u>(14,442,956.59)</u>	<u>33,689,995.50</u>
EXPENDITURES				
CURRENT OPERATING				
Salaries	5,712,598.00	4,635,186.47	1,077,411.53	3,277,924.86
Other Personal Services	1,760,666.00	1,784,341.71	(23,675.71)	2,007,903.11
Other Operating Expenditures	962,363.00	722,838.50	239,524.50	698,209.58
Operation of Motor Vehicles	42,000.00	25,853.00	16,147.00	-
Risk Management	213,273.00	213,273.00	-	247,199.00
G&A/State University System	300,000.00	300,000.00	-	375,000.00
Regulation of PMW Industry	150,459.00	-	150,459.00	-
Tax Collection Equalization	45,725.00	-	45,725.00	-
PMW Lab Services	2,360,000.00	2,360,000.00	-	2,250,000.00
PMW Compliance System	296,476.00	285,245.98	11,230.02	266,000.00
Technology Solutions	73,439.00	-	73,439.00	-
Tr/DMS/HR SVCS/STW Contract	57,850.00	57,850.00	-	44,432.00
Cardroom Tax Distribution	855,000.00	555,417.02	299,582.98	476,122.07
Compulsive Gambling Prevention	1,992,317.00	884,701.24	1,107,615.76	-
OPERATING CAPITAL OUTLAY	38,032.00	28,302.86	9,729.14	64,180.11
Acquisition of Motor Vehicles	28,802.00	28,700.00	102.00	72,694.00
Assessment for Fingerprinting	659,880.00	386,803.27	273,076.73	299,028.00
Service Charge to General Revenue	3,600,000.00	3,345,612.92	254,387.08	2,314,378.91
Refunds	28,050,000.00	5,026.71	28,044,973.29	29,263.18
Transfer to FDLE Slots Investigation	3,231,601.00	2,915,800.00	315,801.00	1,250,000.00
Transfers to Other Funds	111,824,077.00	49,751,673.41	62,072,403.59	4,279,330.79
Transfers to General Revenue	23,000,000.00	8,466,325.76	14,533,674.24	13,766,088.18
Total Expenditures	<u>185,254,558.00</u>	<u>76,752,951.85</u>	<u>108,501,606.15</u>	<u>31,717,753.79</u>
Excess (Deficiency) of Revenues Over (Under) Expenditures	<u>(74,784,713.00)</u>	<u>19,273,936.56</u>	<u>94,058,649.56</u>	<u>1,972,241.71</u>
FUND BALANCE JULY 1, 2006	-	13,928,727.79	13,928,727.79	11,371,998.00
FUND BALANCE JUNE 30, 2007	\$ <u>(74,784,713.00)</u>	\$ <u>33,202,664.35</u>	\$ <u>107,987,377.35</u>	\$ <u>13,344,239.71</u>

(1)

(1)

(2)

(1) Does not include budget of \$ 52,152,000 for category 190000 Investments. Actual expenditures for category 190000 were closed into the investment account.

(2) An adjustment of \$584,488.08 was made to the beginning fund balance due to adjustments made by the Department of Financial Services.

The financial statements and notes are for informational purposes only.

Department of Business and Professional Regulation
Division of Pari-Mutuel Wagering
Notes to Financial Statements
June 30, 2005

1. Summary of Significant Accounting Policies

Responsibility for both the accuracy of the presented data and the completeness and fairness of the presentation, including all disclosures, rests with the division, except for the financial statements and additional information, which are the responsibility of the Office of Finance and Accounting, Department of Business and Professional Regulation. The accounting policies of the division conform to generally accepted accounting principles as applicable to governments. The most significant of the division's accounting policies follow:

Reporting Entity

The Department of Business and Professional Regulation is a component unit within the State of Florida reporting entity which consists of: the state's legislative agencies; the governor and cabinet; the state departments, commissions, and boards of the executive branch; and the various offices relating to the judicial branch of state government.

The Division of Pari-Mutuel Wagering is a regulatory division of the Department of Business and Professional Regulation. It is charged with supervision of the pari-mutuel cardrooms in addition to supervision of the making of pari-mutuel pools and wagers and their distribution, as described under Chapter 550 and 849, Florida Statutes.

Fund Accounting

The division uses funds and account groups to report on its financial position and the results of its operations. Fund accounting is designed to demonstrate legal compliance and to aid financial management by segregating transactions related to certain government functions and activities.

A fund is a separate accounting entity with a self-balancing set of accounts. An account group, on the other hand, is a financial reporting device designed to provide accountability for certain assets and liabilities that are not recorded in the funds because they do not directly affect net expendable available financial resources. The following fund types and account groups are used to record transactions relating to the division's activities:

Governmental Fund Types

Special revenue funds are used to account for the proceeds of specific revenue sources that are legally restricted to expenditures for specified purposes.

Fiduciary Fund Types

Agency funds account for the assets held by the division for others. These are custodial in nature (assets equal liabilities) and do not involve measurement of operations.

Account Groups

The general fixed asset account group is used to maintain accounting control for general fixed assets. The general long-term debt account group is used to maintain accounting control for long-term obligations of governmental fund types not paid with current resources.

Basis of Accounting

Basis of accounting refers to revenues and expenditures or expenses recognized in the accounts and reported in the financial statements. Basis of accounting relates to the timing of the measurement made, regardless of the measurement focus applied.

The division's accounting records for all governmental fund types and agency funds are maintained on the modified accrual basis. Under the modified accrual basis of accounting, revenues are recognized when susceptible to accrual (i.e., when they become both measurable and available). "Measurable" is defined as the amount of the transaction that can be determined, and "available" is defined as collectible within the current period, or soon enough thereafter, to be used to pay the liabilities of the current period. Significant revenues considered susceptible to accrual include pari-mutuel fees and taxes. Expenditures are recorded when the related fund liability is incurred.

Department of Business and Professional Regulation
Division of Pari-Mutuel Wagering
Notes to Financial Statements
June 30, 2005

Budgets

The department follows statutory procedures in the adoption, amendment, and reporting of budgets and budgetary data:

- A. Budgets are to be prepared and submitted to the Legislature and Executive Office of the Governor on an annual basis in the form and manner prescribed by Chapter 216, F.S. Prior to June 30, the budget is legally enacted through passage of a law.
- B. Budgetary information is integrated into the department's accounting system. Monthly budget reports are furnished to the division directors to assure compliance with budgets as authorized by the State Legislature. Releases of the budget are authorized by the Executive Office of the Governor as a further budgetary control.
- C. Limited transfers of expenditure authority may be made by the agency head. Transfers in excess of the limitations established by Section 216.292(2), F.S., must be approved by the Administrative Commission.
- D. Pursuant to Chapter 216, F.S., annual appropriations to the department are to be used to fund (a) authorized expenditures incurred during the current fiscal year, (b) encumbrances outstanding at year-end approved for liquidation in the subsequent year, and (c) legal, due and unpaid obligations relating to prior year appropriations which have lapsed.

Encumbrances

Encumbrance accounting, under which purchase orders and other commitments for the expenditure of monies are recorded in order to reserve that portion of the applicable appropriation, is employed as an extension of the formal budgetary integrations in the Special Revenue Funds. Encumbrances outstanding at year-end are reported as reservations of fund balances since they do not constitute expenditures or liabilities. Encumbrances outstanding as of June 30, do not lapse and are considered payable by September 30, from the June 30 budget.

Investments

Investments are stated at historical cost.

Short-Term Interfund Receivables/Payables

During the course of operations, numerous transactions occur between individual funds for goods provided or services rendered. These receivables and payables are classified as "due from other funds" on the balance sheet.

Accounts Receivable

The amount shown as Allowance for Uncollectibles in the Pari-Mutuel Collection is uncollected checks.

Fixed Assets

Fixed assets purchased in the governmental fund types are recorded as expenditures (capital outlay) at the time of purchase. Such assets are recorded at cost in the General Fixed Assets Account Group. Depreciation is not recorded in the General Fixed Assets Account Group.

Liability for Compensated Absences

Employees earn the right to be compensated during absences for vacation and illness. Within the limits established by the law or rule, unused leave benefits will be paid to employees upon separation from state service. The liability for compensated absences has been recorded in the General Long-Term Debt Account Group.

Fund Equity

Reserves for encumbrances segregate a portion of fund equity committed for a specific future use. In accordance with Section 550.125, F.S., the Pari-Mutuel Wagering Trust Fund does not maintain fund equity in excess of \$1.5 million. Funds in excess of this amount are transferred to the General Revenue Fund of the State of Florida.

Department of Business and Professional Regulation
Division of Pari-Mutuel Wagering
Notes to Financial Statements
June 30, 2005

2. Cash and Investments

Cash is maintained in the State Treasury. The financial institution used, the compensating balances, and the security requirements are all the responsibility of the Chief Financial Officer. Idle funds of Special Revenue Funds were deposited with the State Treasury for investment in accordance with Section 215.49, F.S. Deposits are not recorded as expenditures of the funds. Earnings from investments in excess of service are recorded as revenues. Investments of money placed with the State Treasurer's Office are made on a pooled basis, and the State Treasurer's Office has not identified or reported the market value of these investments as of the date of this report. Management considers all cash and investments to be fully insured.

3. Fixed Assets

Changes in general fixed assets during the year are summarized below:

GENERAL FIXED ASSETS	<u>June 30, 2006</u>	<u>Additions and Adjustments</u>	<u>Retirements and Adjustments</u>	<u>June 30, 2007</u>
Automobiles	\$ 221,981.45	\$ 13,196.55	\$	\$ 235,178.00
Furniture & Equipment	299,938.80	28,302.86	41,820.24	286,421.42
Total General Fixed Assets	<u>\$ 521,920.25</u>	<u>\$ 41,499.41</u>	<u>\$ 41,820.24</u>	<u>\$ 521,599.42</u>
DEPRECIATION	<u>June 30, 2006</u>	<u>Additions and Adjustments</u>	<u>Retirements and Adjustments</u>	<u>June 30, 2007</u>
Automobiles	\$ 85,350.52	\$ 32,602.09	\$	\$ 117,952.61
Furniture & Equipment	130,601.71	31,965.08		162,566.79
Total General Fixed Assets	<u>\$ 215,952.23</u>	<u>\$ 64,567.17</u>	<u>\$ -</u>	<u>\$ 280,519.40</u>

4. General Long-Term Debt

Compensated Absences: The total liability for the Division is \$456,298.54

5. Fines

In accordance with Section 550.2415, F.S., it is a violation for a person to administer, or cause to be administered, any drug, medication, stimulant, depressant or other type of drug-masking agent to an animal which will result in a positive test for such substance taken immediately prior to or subsequent to the racing of that animal. Rules have been promulgated which identify specific instances where the statute should be implemented. They have been adopted by the division and enforced by the Office of Investigations.

6. Retirement Plans

Pursuant to law, all officers and salaried employees, are members of defined retirement plans, which are administered by the Department of Administration, Division of Retirement. These retirement systems consist of both contributory and noncontributory benefit plans. The plans provide for retirement, death, and disability benefits, as well as requiring contributions by employees and/or participating agencies at stated percentages of compensation as determined by the State Legislature.

CARDROOM, PARI-MUTUEL, AND SLOT STATUTE MATRIX

STATUTE TOPIC	GREYHOUND	JAI ALAI	THOROUGHBRED	HARNESS	QUARTER HORSE
FEEES					
Daily License Fees On Live / On-track Handle	\$80 per race. <u>550.0951(1)(a)</u>	\$40 per game. <u>550.0951(1)(a)</u>	\$100 per race. <u>550.0951(1)(a)</u>	\$100 per race. <u>550.0951(1)(a)</u>	\$100 per race. <u>550.0951(1)(a)</u>
Daily License Fees On Simulcast Handle	\$80 per race, but not to exceed \$500 per day. <u>550.0951(1)(a)</u>	\$40 per game, but not to exceed \$500 per day. <u>550.0951(1)(a)</u>	\$100 per race, but not to exceed \$500 per day. <u>550.0951(1)(a)</u>	\$100 per race, but not to exceed \$500 per day. <u>550.0951(1)(a)</u>	\$100 per race, but not to exceed \$500 per day. <u>550.0951(1)(a)</u>
Cardroom Table Fees	Annual fee for each facility is \$1,000 for the first table and \$500 for each additional table to be operated at the cardroom. <u>849.086(5)(d)</u>	Annual fee for each facility is \$1,000 for the first table and \$500 for each additional table to be operated at the cardroom. <u>849.086(5)(d)</u>	Annual fee for each facility is \$1,000 for the first table and \$500 for each additional table to be operated at the cardroom. <u>849.086(5)(d)</u>	Annual fee for each facility is \$1,000 for the first table and \$500 for each additional table to be operated at the cardroom. <u>849.086(5)(d)</u>	Annual fee for each facility is \$1,000 for the first table and \$500 for each additional table to be operated at the cardroom. <u>849.086(5)(d)</u>
TAXES					
Tax On Admissions	<p>15% of admission charge, or 10 cents, whichever is greater, for entrance to facility and grandstand. <u>550.0951(2)(a)</u></p> <p>No tax is imposed on free passes or complimentary cards. <u>550.0951(2)(b) and (c)</u></p> <p>15% of admission charge, or 10 cents, whichever is greater, for entrance to the cardroom. This tax only applies if a separate admission fee is charged for entry into the cardroom facility. If a single admission fee is charged allowing entry to both or either the pari-mutuel facility and the cardroom facility, the tax is payable only once and shall be payable pursuant to Chapter 550. <u>849.086(13)(b)</u></p>	<p>15% of admission charge, or 10 cents, whichever is greater, for entrance to facility and grandstand. <u>550.0951(2)(a)</u></p> <p>No tax is imposed on free passes or complimentary cards. <u>550.0951(2)(b) and (c)</u></p> <p>15% of admission charge, or 10 cents, whichever is greater, for entrance to the cardroom. This tax only applies if a separate admission fee is charged for entry into the cardroom facility. If a single admission fee is charged allowing entry to both or either the pari-mutuel facility and the cardroom facility, the tax is payable only once and shall be payable pursuant to Chapter 550. <u>849.086(13)(b)</u></p>	<p>15% of admission charge, or 10 cents, whichever is greater, for entrance to facility and grandstand. <u>550.0951(2)(a)</u></p> <p>No tax is imposed on free passes or complimentary cards. <u>550.0951(2)(b) and (c)</u></p> <p>15% of admission charge, or 10 cents, whichever is greater, for entrance to the cardroom. This tax only applies if a separate admission fee is charged for entry into the cardroom facility. If a single admission fee is charged allowing entry to both or either the pari-mutuel facility and the cardroom facility, the tax is payable only once and shall be payable pursuant to Chapter 550. <u>849.086(13)(b)</u></p>	<p>15% of admission charge, or 10 cents, whichever is greater, for entrance to facility and grandstand. <u>550.0951(2)(a)</u></p> <p>No tax is imposed on free passes or complimentary cards. <u>550.0951(2)(b) and (c)</u></p> <p>15% of admission charge, or 10 cents, whichever is greater, for entrance to the cardroom. This tax only applies if a separate admission fee is charged for entry into the cardroom facility. If a single admission fee is charged allowing entry to both or either the pari-mutuel facility and the cardroom facility, the tax is payable only once and shall be payable pursuant to Chapter 550. <u>849.086(13)(b)</u></p>	<p>15% of admission charge, or 10 cents, whichever is greater, for entrance to facility and grandstand. <u>550.0951(2)(a)</u></p> <p>No tax is imposed on free passes or complimentary cards. <u>550.0951(2)(b) and (c)</u></p> <p>15% of admission charge, or 10 cents, whichever is greater, for entrance to the cardroom. This tax only applies if a separate admission fee is charged for entry into the cardroom facility. If a single admission fee is charged allowing entry to both or either the pari-mutuel facility and the cardroom facility, the tax is payable only once and shall be payable pursuant to Chapter 550. <u>849.086(13)(b)</u></p>
Tax On Cardroom Gross Receipts	Each cardroom operator shall pay a tax to the state of 10% of the cardroom operation's monthly gross receipts. <u>849.086(13)(a)</u>	Each cardroom operator shall pay a tax to the state of 10% of the cardroom operation's monthly gross receipts. <u>849.086(13)(a)</u>	Each cardroom operator shall pay a tax to the state of 10% of the cardroom operation's monthly gross receipts. <u>849.086(13)(a)</u>	Each cardroom operator shall pay a tax to the state of 10% of the cardroom operation's monthly gross receipts. <u>849.086(13)(a)</u>	Each cardroom operator shall pay a tax to the state of 10% of the cardroom operation's monthly gross receipts. <u>849.086(13)(a)</u>
Tax On Live / On-track Handle	5.5% of handle, and 7.6% of handle on charity/scholarship performances. <u>550.0951(3)(b)1.</u>	Effective July 1, 2000, a permitholder may not be taxed at a higher rate than 2%. <u>550.0951(3)(d)</u>	0.5% of handle. <u>550.09515(2)(a)</u>	0.5% of handle. <u>550.09512(2)(a)</u>	1% of handle. <u>550.0951(3)(a)</u>

This matrix represents a summary of 2006 Statutes. Please refer to the cite noted by statutory topic for specific language governing pari-mutuel wagering.

STATUTE TOPIC	GREYHOUND	JAI ALAI	THOROUGHBRED	HARNESS	QUARTER HORSE
Tax On Simulcast Handle	Allows permitholders to receive greyhound races from out-of-state, and are subject to taxation under 550.0951 and 550.09511. <u>550.3551(4)</u>	Allows permitholders to receive jai alai games from out-of-state, and are subject to taxation under 550.0951 and 550.09511. <u>550.3551(4)</u>	Allows permitholders to receive horse races from out-of-state, and are subject to taxation under 550.0951, 550.09512, and 550.09515. <u>550.3551(3) through 550.3551(3)(c)</u>	Allows permitholders to receive horse races from out-of-state, and are subject to taxation under 550.0951, 550.09512, and 550.09515. <u>550.3551(3) through 550.3551(3)(c)</u>	Allows permitholders to receive horse races from out-of-state, and are subject to taxation under 550.0951, 550.09512, and 550.09515. <u>550.3551(3) through 550.3551(3)(c)</u>
Tax On Intertrack and Intertrack Simulcast Handle	5.5% of intertrack and intertrack simulcast handle; except for the intertrack handle from charity/scholarship performances from a guest track within the market area the tax is 7.6%. <u>550.0951(3)(b)1 and 550.0951(3)(c)1</u> 0.5% of intertrack and intertrack simulcast handle, if the guest is located outside market area of host and within market area of thoroughbred track conducting a live meet. <u>550.0951(3)(c)1</u> . 3.9% of intertrack and intertrack simulcast handle, for permitholders located in an area of the state where there are only 3 greyhound permitholders, located in 3 contiguous counties. <u>550.0951(3)(c)2</u> . 3.9% of intertrack and intertrack simulcast handle, for greyhound permitholders located in the same market area as specified in 550.615(6) or (9). <u>550.0951(3)(c)2</u> .	7.1% of intertrack and intertrack simulcast handle. <u>550.0951(3)(b)2. and 550.0951(3)(c)1</u> . 0.5% of intertrack and intertrack simulcast handle, if the guest is located outside market area of host and within market area of thoroughbred track conducting a live meet. <u>550.0951(3)(c)1</u> . 3.3% of intertrack and intertrack simulcast handle, if permitholder restricted from operating live on a year-round basis, and tax paid on intertrack handle exceeds that paid during 92/93 State Fiscal Year. <u>550.0951(3)(a)</u> 6.1% of intertrack and intertrack simulcast handle, for jai alai permitholders located in the market area as specified in 550.615(6) or (9), until the tax paid on intertrack handle in the current state fiscal year exceeds that paid during 92/93 State Fiscal Year, then tax on handle is 2.3%. <u>550.0951(3)(c)2</u>	2% of intertrack handle. <u>550.0951(3)(c)1</u> . 2.4% of intertrack simulcast handle. <u>550.0951(3)(c)1. and 550.09515(5)</u> 0.5% of intertrack and intertrack simulcast handle, if host and guest are thoroughbred permitholders, or if the guest is located outside market area of host and within market area of thoroughbred track conducting a live meet. <u>550.0951(3)(c)1</u> . 0.5% of intertrack simulcast handle, if guest track is a thoroughbred track located more than 35 miles from host track. <u>550.09515(5)</u>	3.3% of intertrack handle. <u>550.0951(3)(c)1</u> . 1.5% of intertrack simulcast handle. <u>550.0951(3)(c)1</u> . 0.5% of intertrack and intertrack simulcast handle, if the guest is located outside market area of host and within market area of thoroughbred track conducting a live meet. <u>550.0951(3)(c)1</u> .	2% of intertrack handle. <u>550.0951(3)(c)1</u> . 2.4% of intertrack simulcast handle. <u>550.0951(3)(c)1. and 550.09515(5)</u> 0.5% of intertrack and intertrack simulcast handle, if the guest is located outside market area of host and within market area of thoroughbred track conducting a live meet. <u>550.0951(3)(c)1</u> .
PAYMENT TO GUESTS					
Intertrack Handle	5% of handle. <u>550.6305(1)</u>	5% of handle. <u>550.6305(1)</u>	7% of handle. <u>550.6305(1)</u>	5% of handle. <u>550.6305(1)</u> May reduce purses by 50% of supplemental amount paid to the guest track, not to exceed 1% of intertrack wagers in current meet pursuant to 550.615. <u>550.6345</u>	7% of handle. <u>550.6305(1)</u>
Intertrack Simulcast Handle			One-third of net proceeds. <u>550.6305(9)(b)1</u> .	One-third of net proceeds. <u>550.6305(9)(e)2</u> .	
PURSES / PLAYERS' AWARDS					
Cardrooms	4% of monthly cardroom gross receipts must be utilized to supplement purses, during the next ensuing meet. <u>849.086(13)(d)</u>	4% of monthly cardroom gross receipts must be utilized to supplement prize money, during the next ensuing meet. <u>849.086(13)(d)</u>	50% of monthly cardroom net proceeds as follows: 47% for purses and 3% for breeders' awards during the next ensuing meet. <u>849.086(13)(d)</u>	50% of monthly cardroom net proceeds as follows: 47% for purses and 3% for breeders' awards during the next ensuing meet. <u>849.086(13)(d)</u>	

This matrix represents a summary of 2006 Statutes. Please refer to the cite noted by statutory topic for specific language governing pari-mutuel wagering.

STATUTE TOPIC	GREYHOUND	JAI ALAI	THOROUGHBRED	HARNESS	QUARTER HORSE
Live / On-track Handle	<p>Permitholders pay purses on live handle during its current meet at a rate not less than what was paid during the 1993/94 State Fiscal Year. <u>550.09514(2)(a)</u></p> <p>Permitholders pay an annual amount equal to 75% of the daily license fee paid for the 1994/95 State Fiscal Year. However, two greyhound permitholders located as specified in 550.615(6), an aggregate amount of the 75% shall be paid. <u>550.09514(2)(b)</u></p> <p>Permitholders pay an amount equal to one-third of the tax reduction as a result of the reduced tax rates provided by the amendment to 550.0951(3). <u>550.09514(2)(e)</u></p>		<p>A minimum of 7.75% of handle plus: 0.625% from Jan. 3–March 16 0.225% from March 17–May 22 0.85% from May 23–Jan. 2 Any permitholder whose total live handle during the 1991/92 State Fiscal Year was not greater than \$34 million is exempt from the additional purse payment. <u>550.2625(2)(a)</u></p> <p>2% of handle on exotic wagers may be withheld for overnight purses. No permitholder may withhold in excess of 20% from the handle without withholding the amounts set forth in this subsection. <u>550.2625(2)(a)</u></p>	<p>An amount not less than 8.25% of handle, with 7.75% paid as purses and not more than 0.5% for medical, dental, surgical, life, funeral, or disability insurance benefits for occupational licensees working at the tracks. <u>550.2625(2)(b)1., and 550.2625(2)(b)2.</u></p>	<p>6% of handle. <u>550.2625(2)(c)</u></p>
Intertrack Handle	<p>Permitholders conducting 3 or more live performances weekly pay purses in that week on:</p> <ol style="list-style-type: none"> 1. Wagers it accepts as a guest on greyhound races at the same rate paid on live races. 2. On wagers accepted at a dark market area guest at the same rate paid on live races. <u>550.09514(2)(c)1.</u> <p>If host and guest are not market area greyhound permitholders, an amount equal to the tax reduction applicable to guest handle by the amendment to 550.0951(3), shall be distributed to the guest track. One-third of which shall be paid as purses.</p> <p>-----</p> <p>If the guest is a greyhound permitholder within the market area, or the guest is not a greyhound permitholder, the host track retains the amount equal to the tax reduction of the applicable guest handle. One-third of which is paid as purses at the host track. <u>550.09514(2)(e)</u></p> <p>Host permitholders shall pay purses on intertrack broadcasts of greyhound races to guests outside its market area, an amount equal to one quarter of an amount determined by adding the fees received for simulcast races, plus 3% of intertrack handle from guests located outside its market area and paid fees to host for broadcasts. <u>550.09514(2)(c)2.</u></p>		<p>7% of handle, permitholder may hold 0.5% of this amount to supplement the awards program for owners of Florida-bred horses. <u>550.625(1)</u></p> <p>If host and guest are thoroughbred permitholders and guest track accepts wagers during its current meet, one-third of guest payment shall be paid as purses during its current meet. In addition, 2% of guest handle shall be remitted by host, to guest and deducted from required purse amount paid by host. <u>550.6305(1)(a)</u></p> <p>Wagering accepted at any guest track, including a thoroughbred guest track, located within 25 miles of another dark thoroughbred permitholder, the host shall pay the thoroughbred permitholder 2% of intertrack handle on all such guests, including guest thoroughbred, which amount is deducted from purses paid by host track. This amount is used by thoroughbred permitholder for purses during its next meet. <u>550.6305(1)(b)</u></p>	<p>7% of handle. <u>550.625(1)</u></p> <p>Permitholder may pay guests an additional percentage in addition to that authorized in 550.6305. Permitholder may reduce purse amount by 50% of the supplemental amount paid to the guest, but the total reduction may not exceed 1% of the intertrack wagers placed on the regular on-track program during the current meet pursuant to 550.615. <u>550.6345</u></p>	<p>7% of handle, permitholder may hold 0.5% of this amount to supplement the awards program for owners of Florida-bred horses. <u>550.625(1)</u></p>

This matrix represents a summary of 2006 Statutes. Please refer to the cite noted by statutory topic for specific language governing pari-mutuel wagering.

STATUTE TOPIC	GREYHOUND	JAI ALAI	THOROUGHBRED	HARNESS	QUARTER HORSE
<p>Simulcast Handle</p>	<p>Permitholders conducting 3 or more live performances weekly shall pay purses in that week on wagers it accepts as a guest track on simulcast greyhound races at the same rate paid on live races. 550.09514(2)(c)1.</p> <p>Host permitholders shall pay purses on broadcasts of greyhound races to guests outside its market area, an amount equal to one quarter of an amount determined by adding the fees received for simulcast races, plus 3% of intertrack handle from guests located outside its market area and paid fees to host for broadcasts. 550.09514(2)(c)2.</p> <p>Permitholders pay an amount equal to one-third of the tax reduction as a result of the reduced tax rates provided by the amendment to 550.0951(3). 550.09514(2)(e)</p>				
<p>Intertrack Simulcast Handle</p>	<p>Host permitholders shall pay purses on intertrack broadcasts of greyhound races to guests outside its market area, an amount equal to one quarter of an amount determined by adding the fees received for simulcast races, plus 3% of intertrack handle from guests located outside its market area and paid fees to host for broadcasts. 550.09514(2)(c)2.</p> <p>If host and guest are not market area greyhound permitholders, an amount equal to the tax reduction applicable to guest handle by the amendment to 550.0951(3), shall be distributed to the guest track. One-third of which shall be paid as purses.</p> <p>-----</p> <p>If the guest is a greyhound permitholder within the market area, or the guest is not a greyhound permitholder, the host track retains the amount equal to the tax reduction of the applicable guest handle. One-third of which is paid as purses at the host track. 550.09514(2)(e)</p>		<p>One-third of net proceeds. 550.6305(9)(b)3.</p> <p>Permitholders located in any area where there are only 2 permitholders, 1 greyhound and 1 jai alai, may accept wagers on the rebroadcast of out-of-state thoroughbred races from a Florida thoroughbred permitholder, and be exempt from provisions in paragraph (b) if the thoroughbred permitholder located as specified is conducting live races and simulcast races from out of state. The guest permitholder is entitled to 45% of the net proceeds on wagers accepted at the guest facility. The host shall retain half of the remaining proceeds, and the other half shall be paid by the host as purses at the host facility. 550.6305(9)(d)</p> <p>If guest is a thoroughbred track located more than 35 miles from host track. The host track shall pay to guest track 1.9% of handle to be used for purses. 550.09515(5)</p>	<p>One-third of net proceeds. 550.6305(9)(e)4.</p> <p>Any harness permitholder accepting out-of-state harness broadcasts, and not conducting live races, must make available the out-of-state signal to all permitholders eligible to conduct intertrack wagering. Guests located as specified in 550.615(6) and 550.6305(9)(d) receive 50% of the net proceeds on harness wagers they accept. The harness permitholder is required to pay 50% of the net income into its purse account. 550.3551(6)(b)</p>	

This matrix represents a summary of 2006 Statutes. Please refer to the cite noted by statutory topic for specific language governing pari-mutuel wagering.

STATUTE TOPIC	GREYHOUND	JAI ALAI	THOROUGHBRED	HARNESS	QUARTER HORSE
OWNERS' AWARDS					
Live / On-track Handle			1% of handle on exotic wagers may be withheld for owners' awards. No permitholder may withhold in excess of 20% from handle without withholding amounts set forth in this subsection. 550.2625(2)(a)		
Intertrack, Simulcast, and Intertrack Simulcast Handle			8.5% of purse account from intertrack wagering & interstate simulcasting are used for owners' awards as set forth in Section 550.2625(3). 550.2625(2)(e)		
BREEDERS' & STALLION AWARDS					
Live / On-track Handle			0.955% of handle, paid to Florida Thoroughbred Breeders' Association (FTBA). 550.26165(1) and 550.2625(3)		1% of total handle is paid to Florida Quarter Horse Breeders' & Owners' Association (FQHBOA) 550.2625(5)(a) 1% of Appaloosa handle is paid to Florida Appaloosa Racing Promotion Fund. 550.2625(7)(a) and (b) 1% of Arabian handle is paid to Florida Arabian Racing Promotion Fund. 550.2625(8)(a) and (b)
Intertrack Handle			0.955% of handle, paid to Florida Thoroughbred Breeders' Association (FTBA). 550.26165(1) and 550.2625(3)	1% of handle, paid to Florida Standardbred Breeders' & Owners' Association (FSBOA). 550.26165(1) and 550.625(2)(b)	1% of handle, paid to Florida Quarter Horse Breeders' & Owners' Association. 550.26165(1) and 550.625(2)(c)
Simulcast Handle			0.955% of handle, paid to Florida Thoroughbred Breeders' Association (FTBA). 550.26165(1) and 550.2625(3) For live Florida races exported pursuant to 550.3551(2), the host track is required to pay 3.475% of the gross revenue to FTBA. 550.2625(3)		
Intertrack Simulcast Handle			0.955% of handle, paid to Florida Thoroughbred Breeders' Association (FTBA). 550.26165(1) and 550.2625(3)	1% of handle, paid to Florida Standardbred Breeders' & Owners' Association (FSBOA). 550.6305(9)(e)1. 0.9% of all wagering proceeds on broadcasts from intertrack simulcast is paid to FSBOA. 550.3551(6)(b)	
Cardrooms			50% of monthly cardroom net proceeds as follows: 47% for purses and 3% for breeders' awards during the next ensuing meet. 849.086(13)(d)	50% of monthly cardroom net proceeds as follows: 47% for purses and 3% for breeders' awards during the next ensuing meet. 849.086(13)(d)	

This matrix represents a summary of 2006 Statutes. Please refer to the cite noted by statutory topic for specific language governing pari-mutuel wagering.

STATUTE TOPIC	GREYHOUND	JAI ALAI	THOROUGHBRED	HARNESS	QUARTER HORSE
OUTS (ESCHEATS)					
Live / On-track Handle	State of Florida. <u>550.1645(2)</u>	State of Florida. <u>550.1645(2)</u> .	Retained by permitholder. <u>550.2633(3)</u>	Paid to Florida Standardbred Breeders' and Owners' Association (FSBOA). <u>550.26165(1) and 550.2633(2)(a)</u>	Paid to Florida Quarter Horse Breeders' and Owners Association (FQHBOA). <u>550.26165(1) and 550.2633(2)(b)</u> Escheats from Arabian races are paid to Florida Arabian Horse Racing Promotion Fund. <u>550.2633(2)(c)</u>
Intertrack Handle	Retained by permitholder. <u>550.6325</u>	Retained by permitholder. <u>550.6325</u> .	Retained by permitholder. <u>550.6325</u>	Retained by permitholder. <u>550.6325</u>	Retained by permitholder. <u>550.6325</u>
Simulcast Handle	Retained by permitholder. <u>550.3551(4) and (11)</u>	Retained by permitholder. <u>550.3551(4) and (11)</u>	Retained by permitholder. <u>550.3551(3)(c)</u>	Retained by permitholder. <u>550.3551(3)(c)</u>	Retained by permitholder. <u>550.3551(3)(c)</u>
BREAKS					
Live / On-track Handle	Retained by permitholder. <u>550.0951(4)</u>	To players as awards. <u>550.0951(2)(f)</u>	Retained by permitholder. <u>550.2633(3)</u>	Paid to Florida Standardbred Breeders' & Owners' Association (FSBOA). <u>550.26165(1) and 550.2625(4)</u>	Paid to Florida Quarter Horse Breeders' & Owners' Association (FQHBOA). <u>550.26165(1) and 550.2625(5)(a)</u> Appaloosa and Arabian breaks are paid to Florida Appaloosa Racing Promotion Fund and Florida Arabian Racing Promotion Fund. <u>550.2625(7)(a) & (b), and 550.2625(8)(a) & (b)</u>
Intertrack Handle	Retained by permitholder. <u>550.6325</u>	Retained by permitholder. <u>550.6325</u>	Retained by permitholder. <u>550.6325</u>	Retained by permitholder. <u>550.6325</u>	Retained by permitholder. <u>550.6325</u>
Simulcast Handle	Retained by permitholder. <u>550.3551(4) and (11)</u>	Retained by permitholder. <u>550.3551(4) and (11)</u>	Retained by permitholder. <u>550.3551(3)(c)</u>	Retained by permitholder. <u>550.3551(3)(c)</u>	Retained by permitholder. <u>550.3551(3)(c)</u>

This matrix represents a summary of 2006 Statutes. Please refer to the cite noted by statutory topic for specific language governing pari-mutuel wagering.

STATUTE TOPIC	GREYHOUND	JAI ALAI	THOROUGHBRED	HARNESS	QUARTER HORSE
TAX CREDITS & EXEMPTIONS					
(excluded during charity / scholarship performances)	<p>Tax exemption of \$360,000 per state fiscal year, or \$500,000 for 3 permitholders that held a full live schedule in 1995 and closest to another state authorizing greyhound racing. <u>550.09514(1)</u></p> <p>Tax credit each state fiscal year equal to daily license fee on live races in previous state fiscal year. <u>550.0951(1)(a)</u></p> <p>Unused portion of exemption or daily license fee tax credit is transferable to a greyhound host track. <u>550.0951(1)(b)</u></p> <p>Tax credit each state fiscal year equal to the amount remitted in escheated tickets in prior state fiscal year. <u>550.1647</u></p>	<p>A permitholder that has incurred tax on handle and admissions that exceeds its operating earnings may credit the excess amount of taxes against its next ensuing meet. <u>550.09511(1)(b)</u></p> <p>Tax credit each state fiscal year equal to 25% of amount remitted in escheated tickets in prior state fiscal year. Funds equal to credit shall be paid by the permitholder to the National Association of Jai Alai Frontons. <u>550.1646</u></p> <p>\$30,000 per performance exemption if live handle during the preceding state fiscal year was less than \$15 million. <u>Including charity performances.</u> <u>550.09511(2)(a)1.</u></p> <p>A permitholder conducting fewer than 100 performances in any calendar year shall pay to the state the same aggregate amount of daily license fees on live games, admissions tax, and tax on live handle as that paid during the most recent prior calendar year in which at least 100 live performances were conducted. <u>550.09511(4)</u></p>	<p>Permitholders are allowed a credit of up to 1 percent of the paid taxes for the previous taxable year. The credit, if taken, is applied against taxes on live handle due for a taxable year under this section, and is paid directly to the Jockeys' Guild by the permitholders. <u>550.09515(6)</u></p>		
CHARITY PERFORMANCES					
	<p>Maximum of 5 days. <u>550.0351(1)</u></p> <p>Permitholders are allowed to conduct 1 additional day to be designated as "Greyhound Adopt-A-Pet Day." Proceeds are paid to "bona fide organizations" that promote the adoption of greyhounds. <u>550.1648(2)</u></p> <p>Permitholders shall pay, from any source, including charity performances, not less than 10% of tax credit from escheated tickets to a bona fide greyhound adoption program. <u>550.1647</u></p>	<p>Maximum of 5 days. <u>550.0351(1)</u></p> <p>Permitholders are allowed to conduct 2 additional performances known as "Retired Jai Alai Players' Charity Day" for a fund to benefit retired jai alai players. <u>550.0351(8)</u></p>	<p>Maximum of 5 days. <u>550.0351(1)</u></p> <p>One additional scholarship day to tracks located in Hillsborough County for the benefit of Pasco-Hernando Community College. <u>550.0351(6)(a)</u> and <u>550.0351(6)(b)</u></p>	<p>Maximum of 5 days. <u>550.0351(1)</u></p>	<p>Maximum of 5 days. <u>550.0351(1)</u></p>

This matrix represents a summary of 2006 Statutes. Please refer to the cite noted by statutory topic for specific language governing pari-mutuel wagering.

STATUTE TOPIC	STATUTE REFERENCE	SUMMARY
FEES		
Slot License Fee	551.106(1)(a), F.S.	Annual fee for each slot machine facility is \$3 million paid with the initial license application and annually thereafter.
Compulsive or Addictive Gambling Prevention Program Fee	551.118(3), F.S.	Annual fee for each slot machine facility is \$250,000 paid at the same time the annual license fee is due, and annual thereafter.
TAXES		
Tax on Slot Revenue	551.106(2)(a) and 551.006(3), F.S.	50% of slot machine revenues, which is the total of all cash and property, received by the slot machine licensee from the operation of slot machines less the amount of cash, cash equivalents, credits, and prizes paid to winners of slot machine gaming shall be remitted by 3 p.m. Wednesday for the preceeding week ending Sunday.
FINES		
Failure to Pay Slot Tax Fine	551.106(4), F.S.	\$10,000 for each day tax payment is not remitted timely.
False Statement Fine	551.109(1), F.S.	Up to a \$10,000 fine or civil penalty for any person who knowingly makes or causes to be made, or aids, assists, or procures another to make, a false statement in any report, disclosure, application, or any document required under Chapter 551 or any rule adopted under Chapter 551.
Unauthorized Possession of Slot Machines Fine	551.109(2), F.S.	Up to a \$10,000 administrative fine or civil penalty for any person who possesses a slot machine without the license required by Chapter 551 or who possesses a slot machine at any location other than at the slot machines licensee's facility.
PENALTIES		
Slot Machine Licensee Civil Penalties	551.117, F.S.	Up to a \$100,000 civil penalty for each count or separate offense against the slot machine licensee for violation of Chapter 551 or any rule adopted by the division.

This matrix represents a summary of 2006 Statutes. Please refer to the cite noted by statutory topic for specific language governing pari-mutuel wagering.