

Florida Department of Business & Professional Regulation

Division of Pari-Mutuel Wagering  
81<sup>st</sup> Annual Report  
Fiscal Year 2011-2012



Rick Scott  
*Governor*



Ken Lawson  
*Secretary*



Leon M. Biegalski  
*Director*

1940 North Monroe Street, Tallahassee, Florida 32399

Ph: 850.488.9130

[www.MyFlorida.com/dbpr](http://www.MyFlorida.com/dbpr)

**DEPARTMENT OF BUSINESS AND PROFESSIONAL REGULATION  
 DIVISION OF PARI-MUTUEL WAGERING  
 COMPREHENSIVE ANNUAL REPORT  
 FISCAL YEAR ENDING JUNE 30, 2012  
 www.MyFlorida.com/dbpr**

**INTRODUCTORY SECTION**

Overview and Explanation of Report Terminology .....	2
Division Overview.....	3
Events Shaping the 2011/2012 Racing/Gaming Season in Florida .....	6

**STATISTICAL SECTION**

Pari-Mutuel Statistical Data

Fiscal Years Comparative Data .....	7
Graphs - Historical Pari-Mutuel Wagering Activity.....	8
Components of Pari-Mutuel Handle From Performances .....	11
Total State Revenue From Performances .....	12
Total Regular and Charity/Scholarship Handle.....	13
Total Intertrack Wagering Handle by Guest.....	14
Charity and Scholarship Performances, Racing Scholarship Trust Fund, and Abandoned Winning Tickets.....	17

Cardroom Statistical Data

Cardroom Comparative Data.....	18
Components of Cardroom Revenue by Association.....	19

Slot Statistical Data

Slot Comparative Data.....	20
Revenue per Machine Compared to Average Number of Machines by Month.....	21

**DATA BY ASSOCIATION/FACILITY**

Pari-Mutuel Facilities Map by Permit Type.....	23
Contact and Operating Information by Association/Facility.....	24
Promotional Programs for Florida Bred Horses.....	33
Drug Positives Statistical Data.....	34

**FINANCIAL STATEMENTS**

Summary of State Revenue from Cardroom, Pari-Mutuel, and Slot Activities.....	35
Balance Sheet - Special Revenue Fund.....	36
Statement of Revenue, Expenditures & Changes in Fund Balance - Budget & Actual – Special Revenue Fund.....	37

**CARDROOM, PARI-MUTUEL, AND SLOT STATUTE MATRIX**

Summary of Cardroom and Pari-Mutuel Handle Distribution .....	38
Summary of Slot Distribution.....	41

# INTRODUCTION

## OVERVIEW

This annual report encompasses the fiscal year, which began July 1, 2011 and ended June 30, 2012. This is the 81st annual report in the series. The first annual report was issued for Fiscal Year 1931/1932, the initial year of legalized pari-mutuel wagering. In Florida, pari-mutuel wagering is authorized for horse racing, harness horse racing, quarter horse racing, greyhound racing, jai alai games and cardroom poker games. Additionally, slot machine gaming at pari-mutuel facilities is authorized in Broward and Miami-Dade Counties. Florida is one of the primary pari-mutuel states in the nation and is the leading state in greyhound racing, as well as a major horse racing state. Florida is also the only state in the United States where live jai alai games are conducted. As of June 30, 2012, there were 28 pari-mutuel facilities located throughout the state and one limited intertrack wagering facility. This annual report, which is required by Florida law, is intended to inform the Governor, the Legislature, the industry and other interested parties of wagering activities at authorized pari-mutuel facilities. The report is organized into five primary sections:

1. **Introductory Section** - An overview of the Division of Pari-Mutuel Wagering and a report of events that occurred impacting the division's oversight of facilities or events that affected the operation of facilities.
2. **Statistical Section** - Details various cardroom, pari-mutuel, and slot statistical data by individual racing association or fronton.
3. **Data by Association/Facility** - Includes a map showing location of each association/facility that operated during the 2011/2012 Fiscal Year, contact and operating information by association/facility, promotional programs for Florida-bred horses and drug positive statistical data.
4. **Financial Section** - Official financial statements of the Division of Pari-Mutuel Wagering.
5. **Statute Matrix** - A table that summarizes the statutes regarding the taxes and fees applicable to pari-mutuel wagering and cardroom activity. It also includes a summary of the statutes regarding the taxes, fees, fines, and penalties with respect to slot machine gaming.

## EXPLANATION OF REPORT TERMINOLOGY

Florida law requires intertrack wagers to be combined with the wagering pools of the host or the broadcasting Florida track or fronton. The law also requires that the host take-out on intertrack wagers be the same as for on-track wagers; however, the distribution of the take-out may be different. The tax structure for on-track and intertrack wagering is explained in more detail in the statute matrix section.

Pursuant to Section 550.002(13), Florida Statutes, "handle" is defined as the aggregate contributions to pari-mutuel pools. For purposes of this report, the four types of handle detailed in this report are as follows:

- Live Ontrack: Handle from live races/games at the track/fronton.
- Simulcast: Handle from races/games originating from out-of-state and broadcast to a Florida track/fronton.
- Intertrack: Handle from where a Florida track/fronton (acting as host) broadcast live races/games to other Florida tracks/frontons.
- Intertrack Simulcast: Handle from rebroadcasting of simulcast signals received by a Florida track/fronton to other Florida tracks/frontons.

All intertrack and intertrack simulcast handle is detailed by the host permitholder in this report. These schedules reflect combined wagering statistics for all guest facilities which received broadcasts and conducted wagering and included in the wagering pools of the host. For host permitholders, a summary of intertrack handle components for each guest is shown in the statistical section of this report. The schedules of intertrack wagering handle by guest include data on wagers from intertrack handle and intertrack simulcast handle. Any paid attendance, admission tax, purses paid or players' awards paid are detailed in the data by association/facility section of the report.

## **THE DIVISION OF PARI-MUTUEL WAGERING**

The Division of Pari-Mutuel Wagering is a program area of the Department of Business and Professional Regulation within the Executive Branch of Florida's government. The division is charged with regulating Florida's pari-mutuel, cardroom and slot machine gaming industries, as authorized by Chapters 550, 551, and Section 849.086, Florida Statutes, as well as collecting and safeguarding associated revenues due to the state. Authorized pari-mutuel events include harness racing, quarter horse racing, thoroughbred racing, greyhound racing, and jai alai. Pari-Mutuel Wagering was originally authorized by the Legislature in 1931. Since that time, the division has evolved from a racing commission into a professional regulatory organization overseeing a complex and dynamic industry located throughout the state.

### **OFFICE OF THE DIRECTOR**

The Office of the Director provides leadership, oversight, and administration of the six functional areas within the division. Specific responsibilities include budget planning, rule promulgation, policy development, legislative analysis of proposed legislation, strategic planning, fleet management, staff development and enforcement of administrative actions. Additionally, the Office of the Director ensures that all areas of the division operate in a cooperative effort to ensure efficient regulatory oversight of the industry.

The division's structure includes six functional areas which act under the management of the Office of the Director. These functional areas include Revenue and Financial Analysis, Auditing, Operations, Investigations, Slot Operations and State Compliance Agency. Each area focuses on a different aspect of regulation within the cardroom, pari-mutuel and slot machine gaming industry, as well as the state's Compact with the Seminole Tribe of Florida, in an effort to protect state revenues and maintain the public's confidence in the integrity of the wagering activity.

### **OFFICE OF OPERATIONS**

All individuals and businesses who work or conduct business at a racetrack, fronton, cardroom or slot machine facility and who have access to money wagered, restricted areas and/or racing animals, must obtain an occupational license issued by the division. Every racing and cardroom occupational licensee is fingerprinted upon initial licensure and every five years thereafter; and every slot machine occupational licensee is fingerprinted upon initial licensure and every three years thereafter. Each set of fingerprints are submitted electronically to the Florida Department of Law Enforcement and Federal Bureau of Investigation for processing. During Fiscal Year 2011/2012, Operations' Licensing Section processed 30,124 occupational license applications for businesses and individuals, of which 3,814 were related to cardroom operations; 21,727 were related to racing operations; and 4,583 were related to slot machine operations. The Office of Operations' also processes applications for the issuance of all pari-mutuel permitholder Annual Operating Dates Licenses, Cardroom Operator Licenses and Slot Machine Licenses to authorized permitholders.

The Office of Operations is also responsible for ensuring that the day-to-day operation of races and games are conducted in accordance with Florida's pari-mutuel statutes and rules. The State Stewards monitor each race/game and conduct inquiries and hearings for alleged violations of the State's pari-mutuel statutes and rules. The Stewards and Hearing Officers issued 121 rulings and 173 consent orders; assessed fines totaling \$48,650; and imposed 68 race-riding and/or license suspensions for violations in Fiscal Year 2011/2012.

Operations' staff collects urine and blood samples from racing animals which are sent to the University of Florida, College of Veterinary Medicine Racing Laboratory for analysis. The Racing Laboratory performs its services under an annual contract with the division. State veterinarians and veterinary assistants collected 86,225 samples that included 69,264 greyhound urine samples and 16,942 horse urine and blood samples. Additionally, division investigators submitted 20 investigative samples during Fiscal Year 2011/2012. There were 323 positive findings of impermissible substances in the samples collected.

## **OFFICE OF AUDITING**

The Office of Auditing is responsible for conducting various audits to ensure the integrity of wagering activity and protect the wagering public by ensuring that cardroom, pari-mutuel and slot machine wagering is conducted in compliance with Florida Statutes and Florida Administrative Code. Such compliance issues include pari-mutuel broadcast exchanges; verification that takeout/commissions are consistent with notification requirements; interstate wagering restrictions; identification of fraudulent activity; verification that statutory accounting procedures are utilized; oversight of the commingling of wagering pools; transmission of pari-mutuel information; proper payments to winning pari-mutuel patrons; the processing of certain complaints; approval of totalisator security plans and software upgrades. Additionally, the auditing staff maintains primary oversight for cardroom operations, which includes: auditing internal control procedures; reviewing tournament or promotional proposals; auditing jackpot accounts; monitoring daily operations; and coordinating inspections.

During Fiscal Year 2011/2012, the auditing staff conducted reviews for 61,838 races/games and associated wagering pools, 20 greyhound purse audits, 21 greyhound adoption proceeds audits, 28 mutuels audits, 28 escheat audits, 25 cardroom audits, 25 surveillance tape audits, 25 jackpot audits, five slot audits, five players' club audits, four horse track breeders' cardroom gross receipts payout audits, eight jai alai players' cardroom gross receipts prize payout audits, three breeders' awards audits and 20 totalisator system malfunction reports. Auditing's cardroom coordinators audited 102 tournament and jackpot proposals, 95 internal control submissions, 12 new card game proposals, 23 revised cardroom floor plans and 32 cardroom internal audits.

## **OFFICE OF INVESTIGATIONS**

The Office of Investigations examines statutory and rule violations that occur at pari-mutuel facilities, cardrooms and slot machine gaming locations. Investigative staff is responsible for investigating Class I drug positives analyzed and identified by the University of Florida, College of Veterinary Medicine Racing Laboratory. The investigations vary in complexity from patron complaints and animal cruelty to the use of performance altering medications and/or illegal substances during races. A case may result in issuance of a warning letter, consent order, administrative fine, license suspension, hearing before a designated hearing officer or referral to either regulatory or law enforcement agencies for criminal prosecution. During Fiscal Year 2011/2012, there were 408 investigations conducted, including seven drug positives, 33 slot related cases and the preparation of 86 warning letters and consent orders.

The investigation staff conducts background examinations of potential permitholders which involves an in-depth review of the applicant's financial records in order to ensure compliance with Sections 550.054, 550.1815 and 849.086 of the Florida Statutes. Additionally, investigators perform background reviews of Pari-Mutuel Wagering Occupational License requests from applicants with criminal records requiring a waiver from the Division Director in accordance with Section 550.105, Florida Statutes.

The investigation staff also conducted 4,818 in-depth inspections of pari-mutuel and slot machine facilities, including cardrooms, greyhound kennels and horse stables; both prior to opening as well as throughout the operating year.

## **OFFICE OF SLOT OPERATIONS**

The Office of Slot Operations is responsible for overseeing each of the three pari-mutuel facilities in Broward County and each of the three pari-mutuel facilities in Miami-Dade County that have slot machine gaming. To ensure the integrity of slot machine gaming activity, the Slot Operations' staff oversees the day-to-day operations at the slot machine facilities, performs daily revenue reconciliations, verifies that every slot machine has been certified by an independent testing laboratory, issues slot machine occupational licenses to individuals, and ensures slot machine gaming activity is in compliance with the requirements of Chapter 551, Florida Statutes, Chapter 61D-14, Florida Administrative Code, as well as, the internal controls of the individual facilities.

During Fiscal Year 2011/2012, the Slot Operations' staff completed 5,019 inspections. Of those, 195 items were found to be non-compliance, of which six were turned over to Investigations and to the Department's Office of the General Counsel for formal proceedings. Slot machine facilities were notified of 193 observations so that appropriate internal action, including employee disciplinary action, advanced training and/or re-training of facility personnel could occur. There were 41 individual and facility Consent Orders issued at the regional level totaling \$6,200 in fines or final warning notices.

There were 692 shipments of authorized slot machines and components, which required the verification of 2,515 slot machines and 16,569 parts. The Slot Operations' staff authorized and monitored 7,823 slot machine conversions, denomination and/or game theme changes, slot machine relocations and other related slot machine changes.

## **OFFICE OF REVENUE AND FINANCIAL ANALYSIS**

The Revenue and Financial Analysis staff is responsible for safeguarding and accounting for state revenues in accordance with Florida Statutes and Florida Administrative Code, as it relates to cardroom, pari-mutuel and slot gaming activities. The staff develops revenue projections for the Revenue Estimating Conferences, maintains cash flow statements for timely transfer to the State's General Revenue Fund and to the Education Enhancement Trust Fund, provides oversight of the division's budget, develops the annual report, and determines fiscal impacts on proposed legislation impacting the industry.

During Fiscal Year 2011/2012, \$186,177,721 in state revenues pertaining to cardroom, pari-mutuel and slot machine gaming were collected. The Revenue and Financial Analysis staff also reconciled 694 permitholder monthly remittance reports, conducted 19 charity day audits and 25 uniform annual report audits. The Revenue and Financial Analysis staff compiles statistical information for cardroom, pari-mutuel and slot machine gaming, and performs analyses requested by the department, the Executive Office of the Governor, the Legislature and the industry.

## **STATE COMPLIANCE AGENCY**

The Gaming Compact between the Seminole Tribe of Florida and the State of Florida, 75 FR 38833, was executed by the Governor on April 7, 2010, and ratified by the United States Department of the Interior on July 7, 2010. Pursuant to Section 285.710, Florida Statutes, the Division of Pari-Mutuel Wagering was designated by the Florida Legislature as the State Compliance Agency with the authority to carry out the State's oversight responsibilities in accordance with the provisions outlined in the Compact. The Seminole Tribe of Florida operates seven (7) casinos located in Broward, Hillsborough, Collier, Glades and Hendry counties.

During Fiscal Year 2011/2012, the State Compliance Agency completed 76 inspections of tribal gaming facilities spanning over 708 man hours. Additionally, \$150,000,000 in revenue sharing with the Tribe was collected. Of this, \$3,750,000 was distributed to local governments, including both counties and municipalities, as required by Section 285.710, Florida Statutes.

The Miccosukee Tribe was not a part of this Compact, nor has it executed its own Compact with the state and therefore continues to operate exclusively under Federal jurisdiction. For additional information on the Miccosukee's gaming operations, contact the National Indian Gaming Commission, [www.nigc.gov](http://www.nigc.gov), or at the United States Department of Interior, 1441 L Street N.W., Suite 9100, Washington, D.C. 20005-3584, Telephone 202.632.7003.

## Events Shaping the 2011/2012 Racing/Gaming Season in Florida

- Effective September 11, 2011, via rulemaking, the division discontinued issuing one-year pari-mutuel and cardroom occupational licenses, and began issuing three-year licenses for a reduced fee.
- Effective December 29, 2011, via rulemaking, the division lowered the threshold for phenylbutazone from five micrograms per milliliter to two micrograms per milliliter. Phenylbutazone is a non-steroidal anti-inflammatory drug (NSAID) and a Class IV medication as specified in the Association of Racing Commissioners International's Uniform Classification for Drugs. It is commonly used in the horseracing industry and is similar to over-the-counter ibuprofen for humans. The lower threshold will provide industry veterinarians improved capability to determine the overall health of a horse before it races.
- Beginning June 6, 2012, the division implemented an online application process for individuals and businesses renewing their pari-mutuel, cardroom, or slot machine occupational licenses.
- Leon M. Biegalski, who had previous experience as the division's Chief Attorney, became the new Division Director on October 31, 2011.
- Gretna Racing, LLC, began operation of their first quarter horse meet on December 1, 2011, and opened a cardroom with 26 tables.
- On March 1, 2012, Jacksonville Kennel Club began operating the largest cardroom in Florida, a 72-table cardroom known as BestBet.
- Gulfstream Park Thoroughbred After Racing Program operated quarter horse races at Gulfstream Park.
- On January 23, 2012, Miami Jai Alai opened its slot facility and reopened its cardroom. The cardroom had been previously established, but closed the end of March 2011 until completion of the slots facility.
- Jefferson County Kennel Club closed its cardroom at the end of January 2012.



# STATISTICAL SECTION

## FISCAL YEARS COMPARATIVE DATA

Beginning with the 1931/1932 Fiscal Year, the state began collecting taxes on pari-mutuel wagering. In most recent years, pari-mutuel handle has steadily declined. During that initial year, the pari-mutuel industry operated 462 racing days in Florida, which resulted in state revenue of \$737,301; total paid attendance of 1,157,161; and total pari-mutuel handle of \$17,365,424.

Since Fiscal Year 1931/1932, approximately \$72.3 billion in pari-mutuel handle wagered resulted in \$4.34 billion in state revenue. This fiscal year, the pari-mutuel industry operated 3,602 racing days, which resulted in state revenue of \$13,802,723; total paid attendance of 469,497; and total pari-mutuel handle of \$876,146,485.

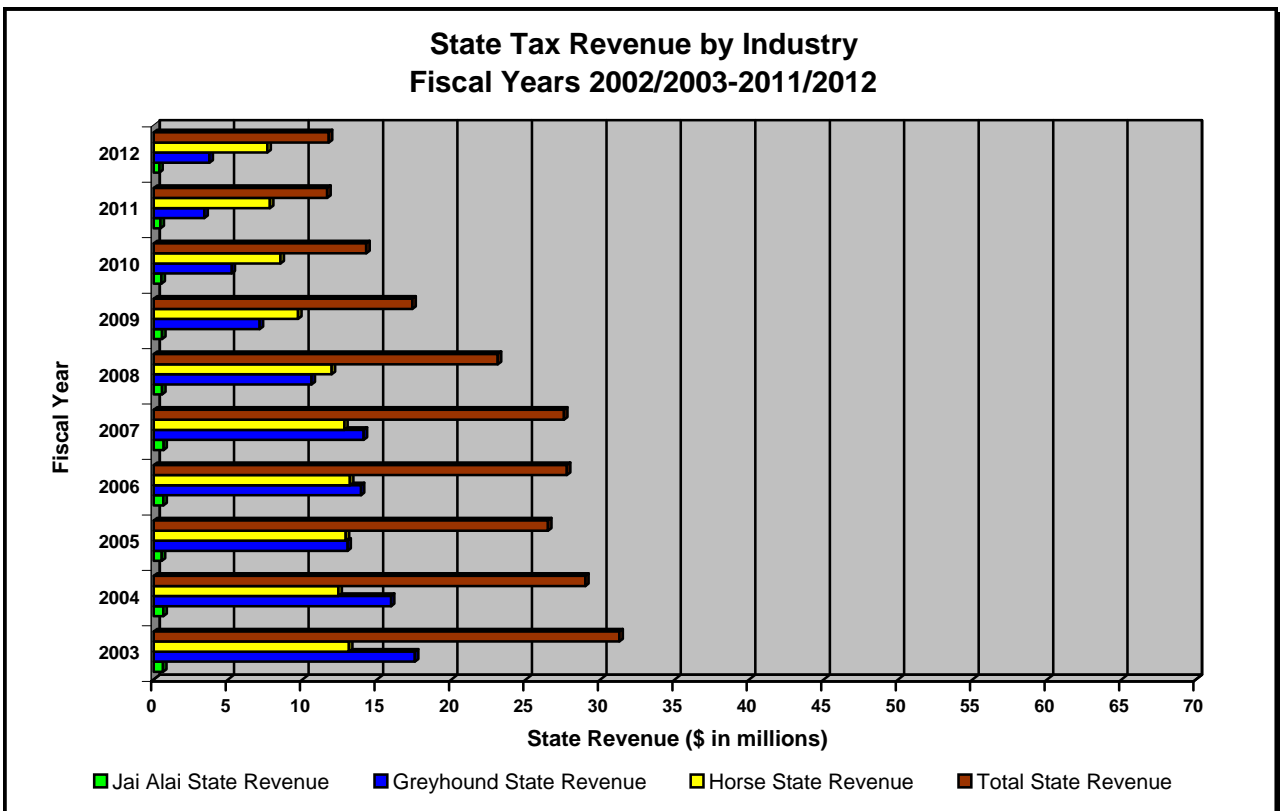
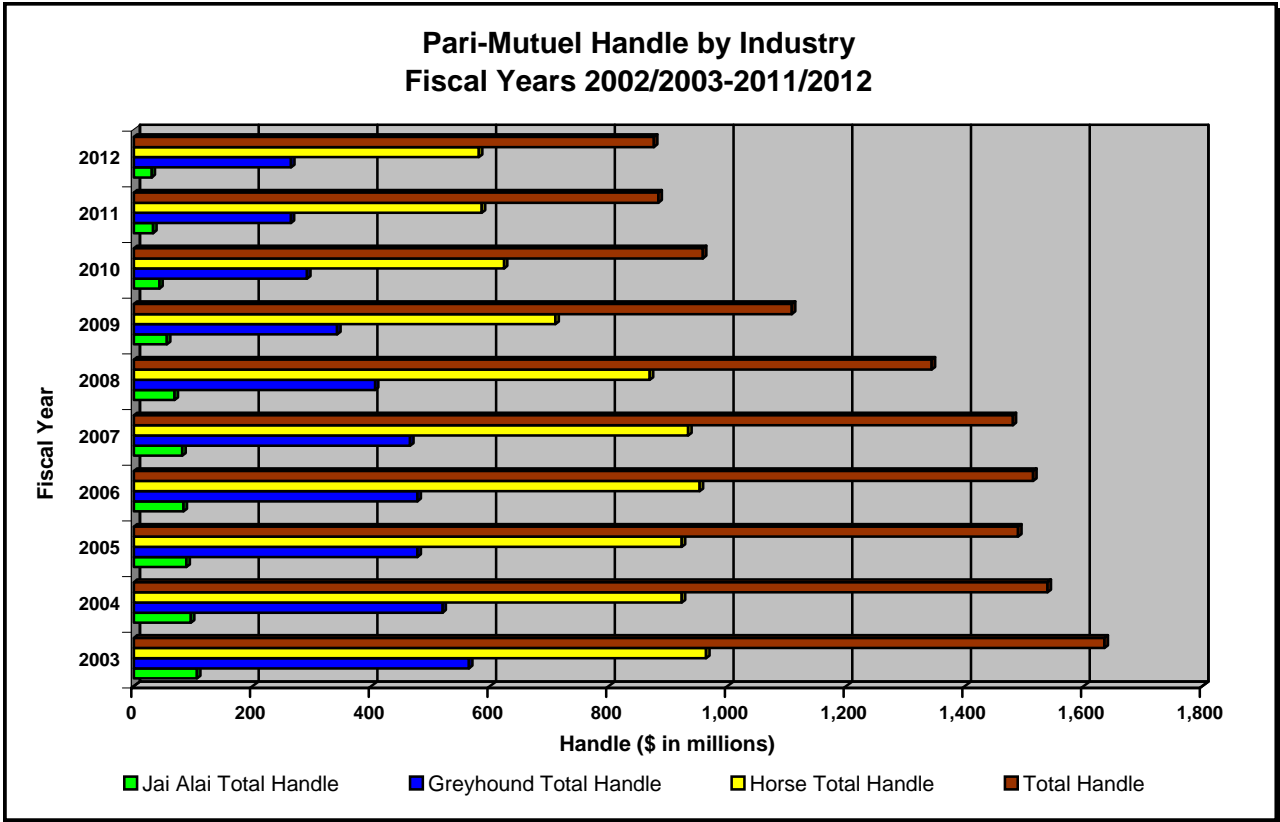
Over the last 10 years, pari-mutuel wagering has experienced a 46.4 percent decline in handle, and total state revenue has decreased 59.8 percent, along with a 17.5 percent decrease in the number of racing days. Shown below is a summary of pari-mutuel handle and state revenue for Fiscal Years 2002/2003 through 2011/2012.

### PARI-MUTUEL HANDLE AND STATE REVENUE SUMMARY

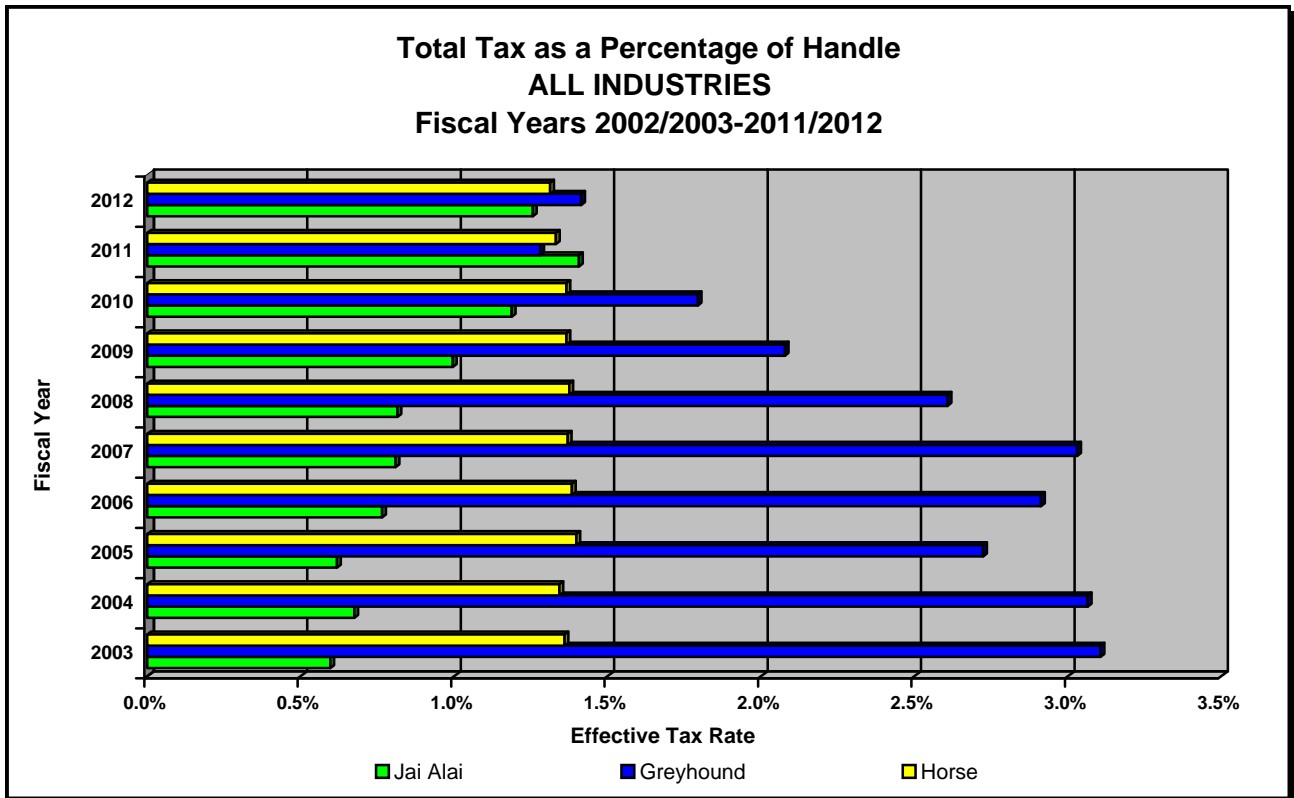
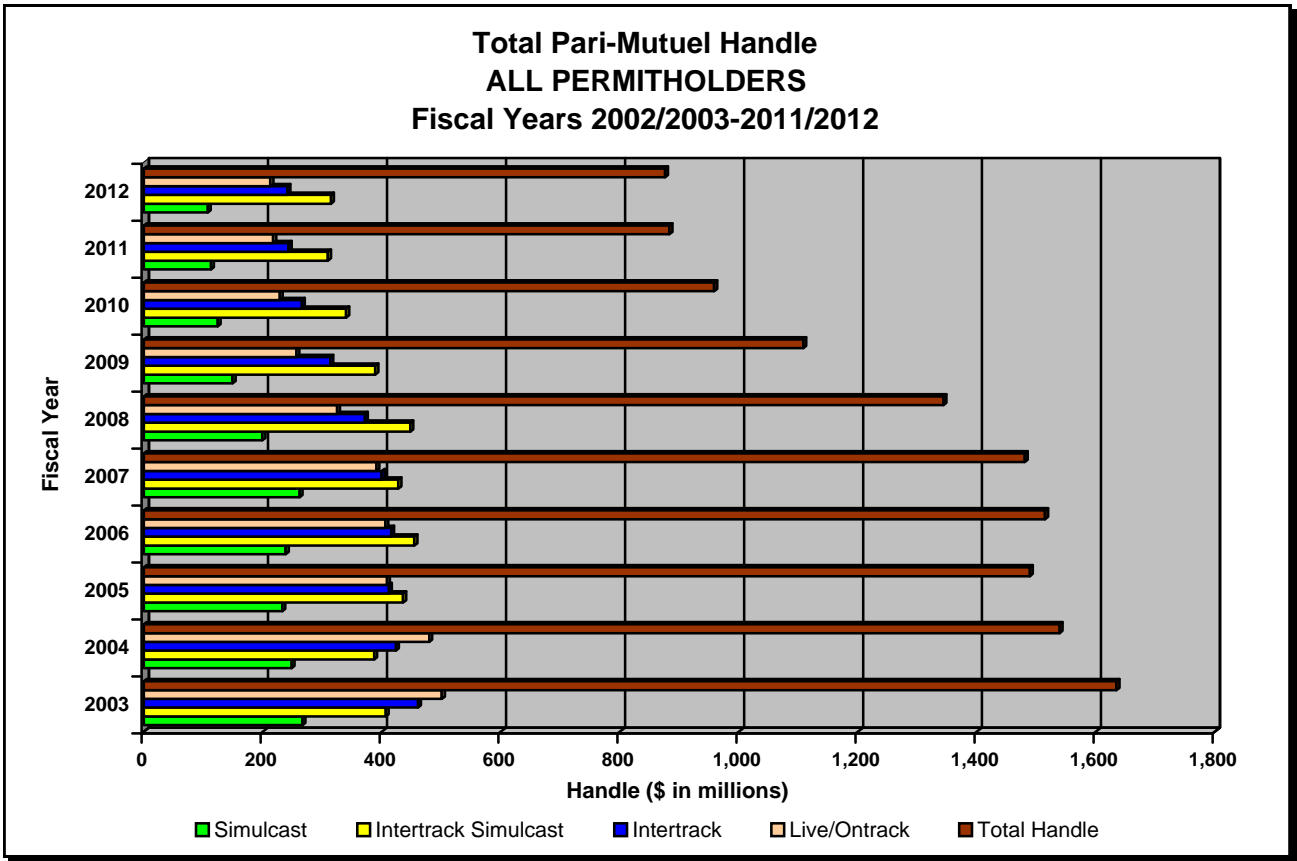
<i>Fiscal Year</i>	<i>Number of Racing Days</i>	<i>Total Paid Attendance</i>	<i>Total Pari-Mutuel Handle</i>	<i>Total State Revenue <sup>(1)</sup></i>	<i>State Revenue as a Percent of Handle</i>
2002/2003	4,365	2,742,429	\$1,634,786,514	\$34,335,380	2.10%
2003/2004	4,459	2,804,583	\$1,539,122,995	\$34,218,813	2.22%
2004/2005	4,424	2,135,044	\$1,489,330,477	\$33,199,857	2.23%
2005/2006	4,993	2,066,192	\$1,514,758,761	\$35,178,969	2.32%
2006/2007	5,592	2,351,126	\$1,480,427,370	\$30,214,151	2.04%
2007/2008	4,857	1,419,748	\$1,343,912,504	\$25,657,727	1.91%
2008/2009	4,364	722,699	\$1,108,401,006	\$19,814,027	1.79%
2009/2010	4,167	614,889	\$ 958,537,395	\$16,706,611	1.74%
2010/2011	3,633	507,804	\$ 883,381,429	\$13,640,020	1.54%
2011/2012	3,602	469,497	\$ 876,146,485	\$13,802,723	1.58%

(1) Beginning 2006/2007, this figure includes state revenue from pari-mutuel performances and other state revenue, and does not include state revenue from cardroom and slot operations.

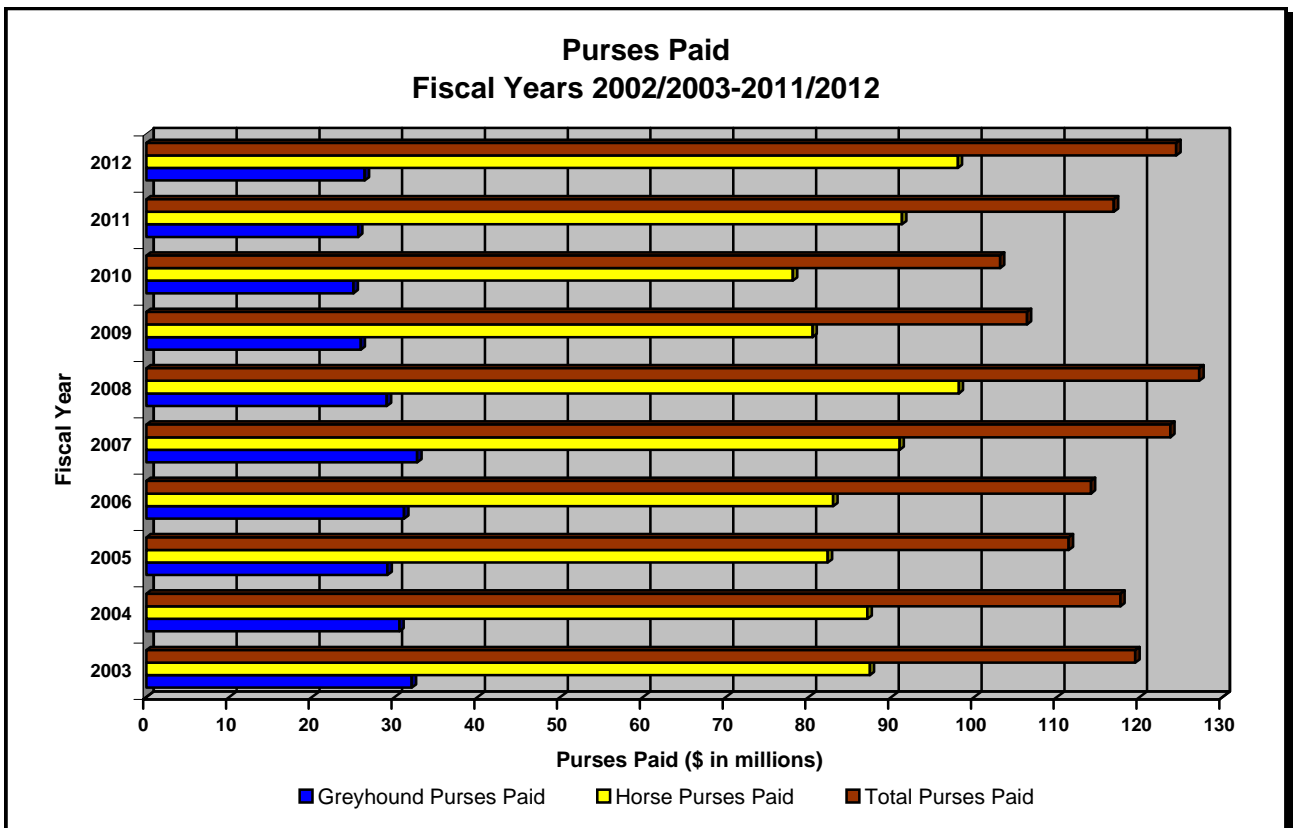
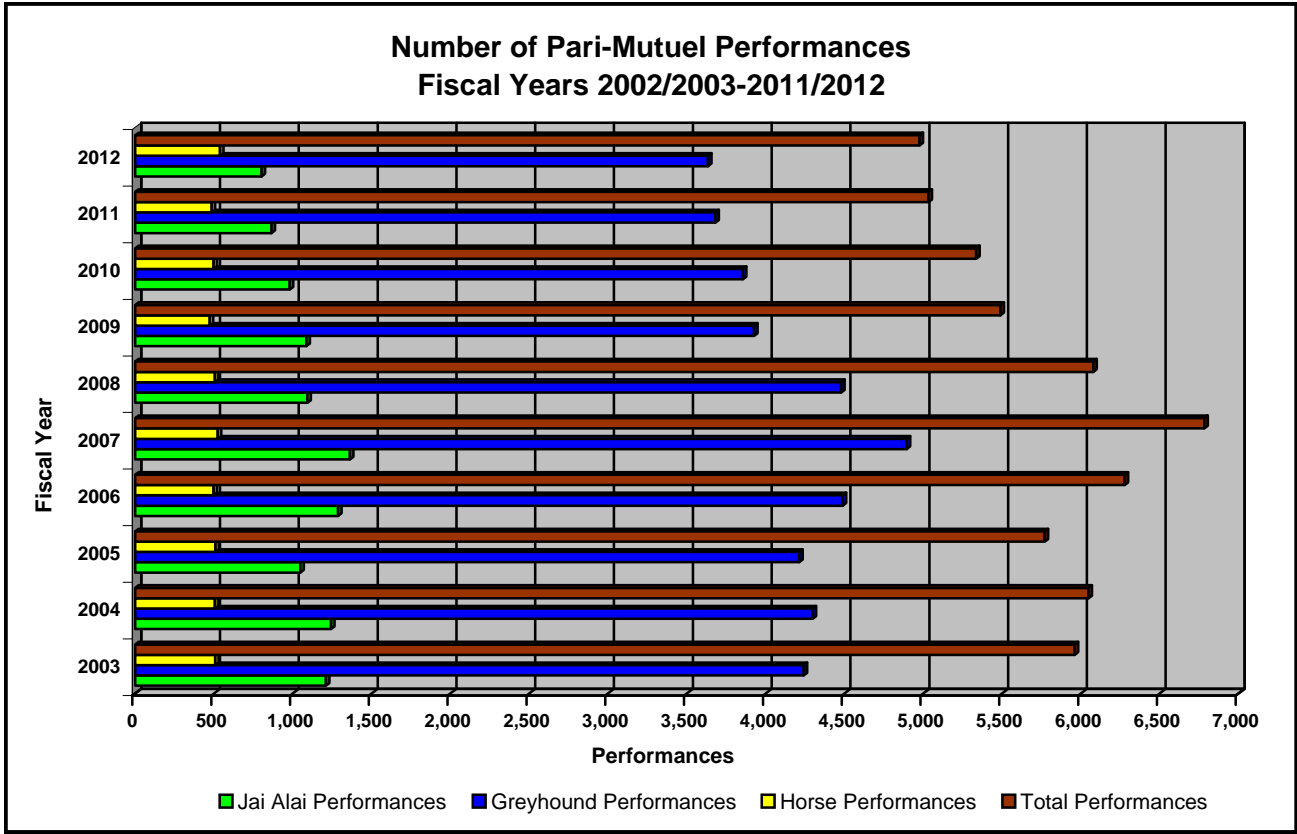
# HISTORICAL PARI-MUTUEL WAGERING ACTIVITY



# HISTORICAL PARI-MUTUEL WAGERING ACTIVITY



# HISTORICAL PARI-MUTUEL WAGERING ACTIVITY



## COMPONENTS OF PARI-MUTUEL HANDLE FROM PERFORMANCES

Fiscal Year 2011/2012

### Greyhound Racing Associations

	Daily License Fee	Tax on Handle	Total Paid To Charities	Permitholder Revenues From Pari-Mutuel Handle	Public Pool	Total Handle
Daytona Beach Kennel Club, Inc.	\$17,800	\$0	\$31,638	\$2,417,980	\$6,459,661	\$8,927,079
Derby Lane (St. Petersburg Kennel Club, Inc.)	81,600	350,721	161,568	6,162,355	21,600,937	28,357,181
Ebro Greyhound Park	14,080	7,465	3,616	584,527	1,299,183	1,908,871
Flagler Dog Track	146,840	548,739	67,315	3,617,749	14,652,911	19,033,554
H&T Gaming, Inc., d/b/a Mardi Gras Racetrack	34,700	156,976	42,625	2,170,788	8,194,600	10,599,689
Jacksonville Kennel Club, Inc.	34,160	99,726	112,372	3,171,396	11,011,519	14,429,173
Jefferson County Kennel Club, Inc.	77,675	15,829	0	90,689	426,954	611,147
License Acquisitions, LLC, d/b/a Palm Beach Greyhound Racing	38,640	116,686	88,885	3,422,957	11,824,226	15,491,394
Mardi Gras Racetrack and Gaming Center	18,800	44,577	31,832	1,790,163	6,456,100	8,341,472
Melbourne Greyhound Park, LLC	8,053	1,167	0	40,527	112,391	162,138
Naples-Ft. Myers Greyhound Track	110,640	279,617	57,737	4,286,000	15,789,572	20,523,566
Orange Park Kennel Club, Inc.	30,480	67,671	90,793	2,760,482	9,493,769	12,443,195
Palm Beach Kennel Club	146,400	694,508	107,688	10,283,296	36,295,988	47,527,880
Penn Sanford, LLC, d/b/a Sanford-Orlando Kennel Club	15,280	0	29,826	1,375,016	5,135,424	6,555,546
Pensacola Greyhound Racing, LLP	66,320	35,830	0	305,714	1,200,195	1,608,059
SOKC, LLC, d/b/a Sanford-Orlando Kennel Club	16,240	1,590	31,858	1,462,253	5,489,484	7,001,425
Sarasota Kennel Club, Inc.	31,920	42,914	39,619	1,930,412	6,312,070	8,356,935
St. Johns Greyhound Park	36,560	104,554	92,673	5,275,266	17,799,862	23,308,915
Tampa Greyhound Track	49,120	165,864	112,491	5,425,060	18,317,276	24,069,811
West Volusia Racing, Inc.	20,800	2,441	26,579	1,537,040	4,168,141	5,755,001
<b>Total Greyhound Tracks</b>	<b>\$996,108</b>	<b>\$2,736,875</b>	<b>\$1,129,115</b>	<b>\$58,109,670</b>	<b>\$202,040,263</b>	<b>\$265,012,031</b>

### Jai Alai Frontons

Dania Jai Alai	\$107,120	\$0	\$1,328	\$2,207,343	\$6,999,595	\$9,315,386
Ft. Pierce Jai Alai	16,800	0	0	66,412	218,424	301,636
Hamilton Jai Alai and Poker	7,680	0	0	(7,680)	2	2
Miami Jai Alai	85,360	0	10,609	2,206,801	6,571,040	8,873,810
Ocala Poker and Jai Alai	13,120	0	0	(13,104)	64	80
Orlando Jai Alai	38,000	0	3,464	247,127	897,947	1,186,538
Summer Jai Alai	49,440	0	6,510	1,286,860	3,833,947	5,176,757
Summersport Enterprises, LLC	60,920	0	1,593	1,244,196	3,947,512	5,254,221
<b>Total Jai Alai Frontons</b>	<b>\$378,440</b>	<b>\$0</b>	<b>\$23,504</b>	<b>\$7,237,955</b>	<b>\$22,468,531</b>	<b>\$30,108,430</b>

### Thoroughbred Racing Associations

Calder Race Course, Inc.	\$195,200	\$2,469,434	\$439,709	\$40,565,687	\$163,636,558	\$207,306,588
Gulfstream Park Racing Association, Inc.	155,000	1,571,848	174,909	32,288,388	127,615,793	161,805,938
Tampa Bay Downs, Inc.	172,200	1,146,239	112,066	17,406,220	70,189,362	89,026,087
Tropical Park, Inc.	74,600	831,567	244,965	15,611,076	55,844,919	72,607,127
<b>Total Thoroughbred Tracks</b>	<b>\$597,000</b>	<b>\$6,019,088</b>	<b>\$971,649</b>	<b>\$105,871,371</b>	<b>\$417,286,632</b>	<b>\$530,745,740</b>

### Harness Racing Associations

Isle Casino and Racing at Pompano Park	\$330,100	\$545,659	\$10,103	\$10,206,764	\$37,077,049	\$48,169,675
--	-----------	-----------	----------	--------------	--------------	--------------

### Quarter Horse Racing Associations

Gretna Racing, LLC	\$48,000	\$310	\$125	(\$40,760)	\$35,839	\$43,514
Gulfstream Park Thoroughbred After Racing Program, Inc.	200	2,318	0	31,786	143,103	177,407
South Florida Racing Association, LLC (Hialeah Park)	49,000	20,808	0	300,838	1,519,042	1,889,688
<b>Total Quarter Horse Tracks</b>	<b>\$97,200</b>	<b>\$23,436</b>	<b>\$125</b>	<b>\$291,864</b>	<b>\$1,697,984</b>	<b>\$2,110,609</b>

### TOTAL FOR ALL TRACKS AND FRONTONS

	<b>\$2,398,848</b>	<b>\$9,325,058</b>	<b>\$2,134,496</b>	<b>\$181,717,624</b>	<b>\$680,570,459</b>	<b>\$876,146,485</b>
--	--------------------	--------------------	--------------------	----------------------	----------------------	----------------------

**TOTAL STATE REVENUE FROM PERFORMANCES**

Fiscal Year 2011/2012	LIVE			SIMULCAST			ITW	ITW SIM	CHARITY PERFORMANCES	TOTAL TAXES and FEES COLLECTED <sup>(A)</sup>
	Tax on Handle	Daily License Fee	Total Live Taxes and Fees Collected	Tax on Handle	Daily License Fee	Total Simulcast Taxes and Fees Collected	Tax on Handle	Tax on Handle	Daily License Fee	
<b>Greyhound Racing Associations</b>										
Daytona Beach Kennel Club, Inc.	\$0	\$0	\$0	\$0	\$0	\$0	\$0	\$0	\$17,800	\$17,800
Derby Lane (St. Petersburg Kennel Club, Inc.)	154,051	67,200	221,251	0	0	0	196,670	0	14,400	432,321
Ebro Greyhound Park	7,465	10,240	17,705	0	0	0	0	0	3,840	21,545
Flagler Dog Track	66,388	81,280	147,668	65,697	52,000	117,697	141,963	274,691	13,560	695,579
H&T Gaming, Inc., d/b/a Mardi Gras Racetrack	5,148	6,800	11,948	50,703	19,000	69,703	8,861	92,264	8,900	191,676
Jacksonville Kennel Club, Inc.	31,685	19,760	51,445	0	0	0	68,041	0	14,400	133,886
Jefferson County Kennel Club, Inc.	15,829	77,675	93,504	0	0	0	0	0	0	93,504
License Acquisitions, LLC, d/b/a Palm Beach Greyhound Racing	42,155	24,720	66,875	0	0	0	74,531	0	13,920	155,326
Mardi Gras Racetrack and Gaming Center	8,034	6,400	14,434	8,506	3,500	12,006	9,568	18,469	8,900	63,377
Melbourne Greyhound Park, LLC	1,167	8,053	9,220	0	0	0	0	0	0	9,220
Naples-Ft. Myers Greyhound Track	158,095	100,720	258,815	0	0	0	121,522	0	9,920	390,257
Orange Park Kennel Club, Inc.	26,246	16,160	42,406	0	0	0	41,425	0	14,320	98,151
Palm Beach Kennel Club	292,518	132,480	424,998	0	0	0	401,990	0	13,920	840,908
Penn Sanford, LLC, d/b/a Sanford-Orlando Kennel Club	0	0	0	0	0	0	0	0	15,280	15,280
Pensacola Greyhound Racing, LLP	35,830	66,320	102,150	0	0	0	0	0	0	102,150
SOKC, LLC, d/b/a Sanford-Orlando Kennel Club	1,016	1,120	2,136	0	0	0	574	0	15,120	17,830
Sarasota Kennel Club, Inc.	34,132	23,600	57,732	0	0	0	8,782	0	8,320	74,834
St. Johns Greyhound Park	36,763	22,160	58,923	0	0	0	67,791	0	14,400	141,114
Tampa Greyhound Track	72,778	34,720	107,498	0	0	0	93,086	0	14,400	214,984
West Volusia Racing, Inc.	1,293	2,400	3,693	260	1,000	1,260	888	0	17,400	23,241
<b>Total Greyhound Tracks</b>	<b>\$990,593</b>	<b>\$701,808</b>	<b>\$1,692,401</b>	<b>\$125,166</b>	<b>\$75,500</b>	<b>\$200,666</b>	<b>\$1,235,692</b>	<b>\$385,424</b>	<b>\$218,800</b>	<b>\$3,732,983</b>
<b>Jai Alai Frontons</b>										
Dania Jai Alai	\$0	\$106,160	\$106,160	\$0	\$0	\$0	\$0	\$0	\$960	\$107,120
Ft. Pierce Jai Alai	0	16,400	16,400	0	0	0	0	0	400	16,800
Hamilton Jai Alai and Poker	0	7,680	7,680	0	0	0	0	0	0	7,680
Miami Jai Alai	0	82,480	82,480	0	0	0	0	0	2,880	85,360
Ocala Poker and Jai Alai	0	13,120	13,120	0	0	0	0	0	0	13,120
Orlando Jai Alai	0	35,440	35,440	0	0	0	0	0	2,560	38,000
Summer Jai Alai	0	48,000	48,000	0	0	0	0	0	1,440	49,440
Summersport Enterprises, LLC	0	59,960	59,960	0	0	0	0	0	960	60,920
<b>Total Jai Alai Frontons</b>	<b>\$0</b>	<b>\$369,240</b>	<b>\$369,240</b>	<b>\$0</b>	<b>\$0</b>	<b>\$0</b>	<b>\$0</b>	<b>\$0</b>	<b>\$9,200</b>	<b>\$378,440</b>
<b>Thoroughbred Racing Associations</b>										
Calder Race Course, Inc.	\$67,641	\$101,600	\$169,241	\$165,409	\$85,000	\$250,409	\$187,314	\$2,049,070	\$8,600	\$2,664,634
Gulfstream Park Racing Association, Inc.	201,634	85,600	287,234	123,717	61,000	184,717	456,602	789,895	8,400	1,726,848
Tampa Bay Downs, Inc.	77,648	88,900	166,548	43,993	75,000	118,993	366,340	658,258	8,300	1,318,439
Tropical Park, Inc.	20,910	37,600	58,510	49,856	29,000	78,856	62,046	698,755	8,000	906,167
<b>Total Thoroughbred Tracks</b>	<b>\$367,833</b>	<b>\$313,700</b>	<b>\$681,533</b>	<b>\$382,975</b>	<b>\$250,000</b>	<b>\$632,975</b>	<b>\$1,072,302</b>	<b>\$4,195,978</b>	<b>\$33,300</b>	<b>\$6,616,088</b>
<b>Harness Racing Associations</b>										
Isle Casino and Racing at Pompano Park	\$22,222	\$142,500	\$164,722	\$66,168	\$179,500	\$245,668	\$50,022	\$407,247	\$8,100	\$875,759
<b>Quarter Horse Racing Associations</b>										
Gretna Racing, LLC	\$310	\$42,500	\$42,810	\$0	\$0	\$0	\$0	\$0	\$5,500	\$48,310
Gulfstream Park Thoroughbred After Racing Program, Inc.	1,157	200	1,357	0	0	0	1,161	0	0	2,518
South Florida Racing Association, LLC (Hialeah Park)	15,722	28,500	44,222	0	20,500	20,500	3,827	1,259	0	69,808
<b>Total Quarter Horse Tracks</b>	<b>\$17,189</b>	<b>\$71,200</b>	<b>\$88,389</b>	<b>\$0</b>	<b>\$20,500</b>	<b>\$20,500</b>	<b>\$4,988</b>	<b>\$1,259</b>	<b>\$5,500</b>	<b>\$120,636</b>
<b>TOTAL FOR ALL TRACKS AND FRONTONS</b>	<b>\$1,397,837</b>	<b>\$1,598,448</b>	<b>\$2,996,285</b>	<b>\$574,309</b>	<b>\$525,500</b>	<b>\$1,099,809</b>	<b>\$2,363,004</b>	<b>\$4,989,908</b>	<b>\$269,400</b>	<b>\$11,723,906</b>

(A) The amounts shown are taxes and fees collected after the application of any applicable tax credits, and do not include admissions tax.

**TOTAL REGULAR AND CHARITY/SCHOLARSHIP HANDLE**

Fiscal Year 2011/2012

	ON-TRACK		INTERTRACK		TOTAL REGULAR HANDLE	ON-TRACK		INTERTRACK		TOTAL CHARITY SCHOLARSHIP HANDLE	TOTAL HANDLE
	Live	Simulcast	ITW	ITWS		Live	Simulcast	ITW	ITWS		
<b>Greyhound Racing Associations</b>											
Daytona Beach Kennel Club, Inc.	\$3,399,582	\$1,112,093	\$3,916,780	\$0	\$8,428,455	\$270,492	\$75,202	\$152,930	\$0	\$498,624	\$8,927,079
Derby Lane (St. Petersburg Kennel Club, Inc.)	10,890,088	0	15,008,226	0	25,898,314	1,270,702	0	1,188,165	0	2,458,867	28,357,181
Ebro Greyhound Park	1,862,769	0	0	0	1,862,769	46,102	0	0	0	46,102	1,908,871
Flagler Dog Track	2,422,650	2,008,428	5,254,038	8,221,794	17,906,910	187,429	80,901	469,012	389,302	1,126,644	19,033,554
H&T Gaming, Inc., d/b/a Mardi Gras Racetrack	1,244,245	2,248,043	2,038,929	4,305,203	9,836,420	161,072	129,154	234,241	238,802	763,269	10,599,689
Jacksonville Kennel Club, Inc.	4,312,736	0	8,290,814	0	12,603,550	736,237	0	1,089,386	0	1,825,623	14,429,173
Jefferson County Kennel Club, Inc.	611,147	0	0	0	611,147	0	0	0	0	0	611,147
License Acquisitions, LLC, d/b/a Palm Beach Greyhound Racing	4,553,953	0	9,361,168	0	13,915,121	534,063	0	1,042,210	0	1,576,273	15,491,394
Mardi Gras Racetrack and Gaming Center	1,245,130	1,632,360	2,091,820	2,802,668	7,771,978	89,290	119,139	183,259	177,806	569,494	8,341,472
Melbourne Greyhound Park, LLC	162,138	0	0	0	162,138	0	0	0	0	0	162,138
Naples-Ft. Myers Greyhound Track	9,388,516	0	10,169,716	0	19,558,232	545,836	0	419,498	0	965,334	20,523,566
Orange Park Kennel Club, Inc.	3,919,471	0	6,975,854	0	10,895,325	586,247	0	961,623	0	1,547,870	12,443,195
Palm Beach Kennel Club	16,886,540	0	28,700,340	0	45,586,880	887,733	0	1,053,267	0	1,941,000	47,527,880
Penn Sanford, LLC, d/b/a Sanford-Orlando Kennel Club	3,357,450	0	2,697,567	0	6,055,017	258,478	0	242,051	0	500,529	6,555,546
Pensacola Greyhound Racing, LLP	1,608,059	0	0	0	1,608,059	0	0	0	0	0	1,608,059
SOKC, LLC, d/b/a Sanford-Orlando Kennel Club	3,696,547	0	2,752,819	0	6,449,366	275,453	0	276,606	0	552,059	7,001,425
Sarasota Kennel Club, Inc.	5,754,449	0	2,035,888	0	7,790,337	469,197	0	97,401	0	566,598	8,356,935
St. Johns Greyhound Park	6,960,193	640	14,697,466	0	21,658,299	666,442	0	984,174	0	1,650,616	23,308,915
Tampa Greyhound Track	8,456,223	0	13,845,799	0	22,302,022	773,001	0	994,788	0	1,767,789	24,069,811
West Volusia Racing, Inc.	2,315,810	621,962	2,387,624	0	5,325,396	233,588	51,382	144,635	0	429,605	5,755,001
<b>Total Greyhound Tracks</b>	<b>\$93,047,696</b>	<b>\$7,623,526</b>	<b>\$130,224,848</b>	<b>\$15,329,665</b>	<b>\$246,225,735</b>	<b>\$7,991,362</b>	<b>\$455,778</b>	<b>\$9,533,246</b>	<b>\$805,910</b>	<b>\$18,786,296</b>	<b>\$265,012,031</b>
<b>Jai Alai Frontons</b>											
Dania Jai Alai	\$3,578,417	\$0	\$5,658,324	\$0	\$9,236,741	\$32,444	\$0	\$46,201	\$0	\$78,645	\$9,315,386
Ft. Pierce Jai Alai	281,747	0	0	0	281,747	19,889	0	0	0	19,889	301,636
Hamilton Jai Alai and Poker	2	0	0	0	2	0	0	0	0	0	2
Miami Jai Alai	4,486,313	0	3,995,928	0	8,482,241	215,162	0	176,407	0	391,569	8,873,810
Ocala Poker and Jai Alai	80	0	0	0	80	0	0	0	0	0	80
Orlando Jai Alai	728,619	0	237,590	0	966,209	193,472	0	26,857	0	220,329	1,186,538
Summer Jai Alai	2,504,843	0	2,491,692	0	4,996,535	88,564	0	91,658	0	180,222	5,176,757
Summersport Enterprises, LLC	2,036,232	0	3,141,312	0	5,177,544	28,417	0	48,260	0	76,677	5,254,221
<b>Total Jai Alai Frontons</b>	<b>\$13,616,253</b>	<b>\$0</b>	<b>\$15,524,846</b>	<b>\$0</b>	<b>\$29,141,099</b>	<b>\$577,948</b>	<b>\$0</b>	<b>\$389,383</b>	<b>\$0</b>	<b>\$967,331</b>	<b>\$30,108,430</b>
<b>Thoroughbred Racing Associations</b>											
Calder Race Course, Inc.	\$13,528,260	\$33,081,798	\$12,590,635	\$120,228,107	\$179,428,800	\$1,421,403	\$3,646,945	\$1,203,835	\$21,605,605	\$27,877,788	\$207,306,588
Gulfstream Park Racing Association, Inc.	42,829,961	24,743,476	31,536,821	44,941,671	144,051,929	7,717,800	2,516,529	3,892,970	3,626,710	17,754,009	161,805,938
Tampa Bay Downs, Inc.	18,089,130	8,798,626	26,632,330	27,427,403	80,947,489	2,136,349	708,376	2,740,506	2,493,367	8,078,598	89,026,087
Tropical Park, Inc.	4,182,035	9,971,235	4,095,373	38,179,163	56,427,806	1,092,700	2,671,913	1,029,262	11,385,446	16,179,321	72,607,127
<b>Total Thoroughbred Tracks</b>	<b>\$78,629,386</b>	<b>\$76,595,135</b>	<b>\$74,855,159</b>	<b>\$230,776,344</b>	<b>\$460,856,024</b>	<b>\$12,368,252</b>	<b>\$9,543,763</b>	<b>\$8,866,573</b>	<b>\$39,111,128</b>	<b>\$69,889,716</b>	<b>\$530,745,740</b>
<b>Harness Racing Associations</b>											
Isle Casino and Racing at Pompano Park	\$4,444,331	\$13,233,652	\$1,638,435	\$27,972,206	\$47,288,624	\$230,246	\$167,033	\$92,213	\$391,559	\$881,051	\$48,169,675
<b>Quarter Horse Racing Associations</b>											
Gretna Racing, LLC	\$31,015	\$0	\$0	\$0	\$31,015	\$12,499	\$0	\$0	\$0	\$12,499	\$43,514
Gulfstream Park Thoroughbred After Racing Program, Inc.	115,670	0	61,737	0	177,407	0	0	0	0	0	177,407
South Florida Racing Association, LLC (Hialeah Park)	1,572,151	0	265,065	52,472	1,889,688	0	0	0	0	0	1,889,688
<b>Total Quarter Horse Tracks</b>	<b>\$1,718,836</b>	<b>\$0</b>	<b>\$326,802</b>	<b>\$52,472</b>	<b>\$2,098,110</b>	<b>\$12,499</b>	<b>\$0</b>	<b>\$0</b>	<b>\$0</b>	<b>\$12,499</b>	<b>\$2,110,609</b>
<b>TOTAL FOR ALL TRACKS AND FRONTONS</b>	<b>\$191,456,502</b>	<b>\$97,452,313</b>	<b>\$222,570,090</b>	<b>\$274,130,687</b>	<b>\$785,609,592</b>	<b>\$21,180,307</b>	<b>\$10,166,574</b>	<b>\$18,881,415</b>	<b>\$40,308,597</b>	<b>\$90,536,893</b>	<b>\$876,146,485</b>



**TOTAL INTERTRACK WAGERING HANDLE BY GUEST**

Fiscal Year 2011/2012

GUEST FACILITY	HOST PERMITHOLDER									
	DAYTONA	DERBY LANE	FLAGLER	H&T GAMING	JACKSONVILLE	LICENSE ACQUISITIONS	MARDI GRAS	NAPLES-FT. MYERS	ORANGE PARK	PALM BEACH
<b>Greyhound Permitholders</b>										
Daytona Beach Kennel Club, Inc.	\$0	\$305,095	\$429,238	\$90,687	\$471,866	\$488,174	\$832	\$115,690	\$241,974	\$603,071
Derby Lane (St. Petersburg Kennel Club, Inc.)	426,216	0	462,872	227,621	781,449	1,043,604	227,469	906,705	706,596	2,943,071
Ebro Greyhound Park	0	685,033	0	0	105,907	237,991	0	0	219,945	692,521
Flagler Dog Track	168,788	807,645	0	1,333,364	413,125	863,146	1,033,985	1,557,185	364,948	2,463,829
H&T Gaming, Inc., d/b/a Mardi Gras Racetrack	463,915	551,863	5,436,884	0	437,913	799,503	0	663,542	353,521	1,522,763
Jacksonville Kennel Club, Inc.	158,927	544,781	203,297	673,692	420,611	0	0	314,934	0	724,556
Jefferson County Kennel Club, Inc.	0	834,472	0	0	378,543	0	0	0	259,399	0
License Acquisitions, LLC, d/b/a Palm Beach Greyhound Racing	131,143	0	235,177	0	565,721	0	821	0	178,647	0
Mardi Gras Racetrack and Gaming Center	0	220,103	0	0	0	0	0	435,132	51,603	673,924
Melbourne Greyhound Park, LLC	104,495	389,640	409,560	293,941	199,154	396,921	193,679	277,522	192,626	1,160,402
Naples-Ft. Myers Greyhound Track	123,753	585,469	993,237	330,606	280,905	587,248	255,913	0	232,052	1,502,296
Orange Park Kennel Club, Inc.	662,386	1,612,051	820,490	797,192	0	1,100,596	650,209	1,006,900	0	2,705,245
Palm Beach Kennel Club	168,059	1,080,357	118,786	186,197	262,676	0	205,125	900,772	566,689	0
Penn Sanford, LLC, d/b/a Sanford-Orlando Kennel Club	216,318	33,995	1,435,762	0	422,876	823,017	320,919	236,192	534,567	792,046
Pensacola Greyhound Racing, LLP	247,664	0	170,130	0	1,512,591	184,824	0	282,769	1,181,998	628,988
SOKC, LLC, d/b/a Sanford-Orlando Kennel Club	154,647	1,009,775	332,501	984,927	205,975	0	357,426	568,119	0	1,449,575
Sarasota Kennel Club, Inc.	154,627	1,405,583	540,788	251,125	417,707	803,800	241,611	741,066	349,334	2,209,866
St. Johns Greyhound Park	176,374	317,140	181,864	201,598	586,481	421,613	180,216	246,672	590,494	1,099,127
Tampa Greyhound Track	362,972	3,116,640	454,595	229,779	646,872	903,883	218,181	1,067,275	610,253	2,801,054
West Volusia Racing, Inc.	0	297,882	38,144	137,636	0	0	224,720	267,970	129,432	623,539
<b>Total Greyhound Permitholders</b>	<b>\$3,720,284</b>	<b>\$13,797,524</b>	<b>\$12,263,325</b>	<b>\$5,738,365</b>	<b>\$8,110,372</b>	<b>\$8,654,320</b>	<b>\$4,111,106</b>	<b>\$9,588,445</b>	<b>\$6,764,078</b>	<b>\$24,595,873</b>
<b>Jai Alai Permitholders</b>										
Dania Jai Alai	\$52,144	\$0	\$208,937	\$654,121	\$25,475	\$0	\$614,076	\$269,759	\$0	\$262,621
Ft. Pierce Jai Alai	148,272	255,648	182,642	71,955	236,207	408,511	54,408	311,513	209,775	1,098,510
Hamilton Jai Alai and Poker	23,439	274,922	54,515	0	167,142	53,758	0	139,871	196,759	294,011
Miami Jai Alai	0	0	0	0	0	0	0	0	0	0
Ocala Poker and Jai Alai	88,691	260,830	75,517	39,948	175,811	174,717	44,598	179,951	187,030	496,919
Orlando Jai Alai	0	0	0	0	0	0	0	0	0	0
Summer Jai Alai	0	0	0	0	0	0	0	0	0	0
Summersport Enterprises, LLC	1,279	0	1,232,810	0	0	0	0	41,895	0	0
<b>Total Jai Alai Permitholders</b>	<b>\$313,825</b>	<b>\$791,400</b>	<b>\$1,754,421</b>	<b>\$766,024</b>	<b>\$604,635</b>	<b>\$636,986</b>	<b>\$713,082</b>	<b>\$942,989</b>	<b>\$593,564</b>	<b>\$2,152,061</b>
<b>Thoroughbred Permitholders</b>										
Calder Race Course, Inc.	\$0	\$0	\$0	\$0	\$0	\$0	\$0	\$0	\$0	\$0
Gulfstream Park Racing Association, Inc.	0	0	0	0	0	0	0	0	0	0
Ocala Breeders' Sales	0	206,869	0	0	115,971	226,604	0	0	109,376	522,268
Tampa Bay Downs, Inc.	35,601	1,288,618	0	0	277,547	303,677	0	0	224,977	971,813
Tropical Park, Inc.	0	0	0	0	0	0	0	0	0	0
<b>Total Thoroughbred Permitholders</b>	<b>\$35,601</b>	<b>\$1,495,487</b>	<b>\$0</b>	<b>\$0</b>	<b>\$393,518</b>	<b>\$530,281</b>	<b>\$0</b>	<b>\$0</b>	<b>\$334,353</b>	<b>\$1,494,081</b>
<b>Harness Permitholders</b>										
Isle Casino and Racing at Pompano Park	\$0	\$111,980	\$316,400	\$312,786	\$271,675	\$581,791	\$431,365	\$57,780	\$245,482	\$1,511,592
<b>Quarter Horse Permitholders</b>										
Gretna Racing, LLC	\$0	\$0	\$0	\$0	\$0	\$0	\$0	\$0	\$0	\$0
Gulfstream Park Thouroughbred After Racing Program, Inc.	0	0	0	0	0	0	0	0	0	0
South Florida Racing Association, LLC (Hialeah Park)	0	0	0	0	0	0	0	0	0	0
<b>Total Quarter Horse Permitholders</b>	<b>\$0</b>	<b>\$0</b>	<b>\$0</b>	<b>\$0</b>	<b>\$0</b>	<b>\$0</b>	<b>\$0</b>	<b>\$0</b>	<b>\$0</b>	<b>\$0</b>
<b>TOTAL FOR ALL PERMITHOLDERS</b>	<b>\$4,069,710</b>	<b>\$16,196,391</b>	<b>\$14,334,146</b>	<b>\$6,817,175</b>	<b>\$9,380,200</b>	<b>\$10,403,378</b>	<b>\$5,255,553</b>	<b>\$10,589,214</b>	<b>\$7,937,477</b>	<b>\$29,753,607</b>

CONTINUED ON NEXT PAGE

Note: Figures above include handle from charity/scholarship performances.

**TOTAL INTERTRACK WAGERING HANDLE BY GUEST**

Fiscal Year 2011/2012 GUEST FACILITY	HOST PERMITHOLDER										
	Penn Sanford	SOKC, LLC	SARASOTA	ST. JOHNS	TAMPA GREYHOUND	WEST					SUMMER
						VOLUSIA RACING	DANIA	MIAMI	ORLANDO		
<b>Greyhound Permitholders</b>											
Daytona Beach Kennel Club, Inc.	\$133,088	\$88,530	\$18,034	\$223,277	\$460,167	\$0	\$94,717	\$54,349	\$0	\$85,368	
Derby Lane (St. Petersburg Kennel Club, Inc.)	294,926	248,502	327,208	1,258,802	0	214,522	526,410	466,629	0	306,524	
Ebro Greyhound Park	0	0	145,101	403,165	676,625	0	102,817	0	0	0	
Flagler Dog Track	121,991	95,445	113,027	622,697	768,717	97,126	0	0	0	0	
H&T Gaming, Inc., d/b/a Mardi Gras Racetrack	327,960	272,898	156,719	432,991	650,480	144,083	186,975	0	0	0	
Jacksonville Kennel Club, Inc.	0	194,317	71,155	1,243,653	0	48,801	105,059	72,061	3,528	23,054	
Jefferson County Kennel Club, Inc.	0	0	0	524,490	680,592	0	85,865	0	0	0	
License Acquisitions, LLC, d/b/a Palm Beach Greyhound Racing	187,471	0	0	0	451,539	0	0	0	0	124,574	
Mardi Gras Racetrack and Gaming Center	76,724	92,157	136,874	312,606	138,842	154,247	134,995	0	0	0	
Melbourne Greyhound Park, LLC	87,633	90,266	68,778	397,464	350,233	62,195	616,438	484,280	65,468	273,202	
Naples-Ft. Myers Greyhound Track	78,627	66,242	93,663	421,281	585,030	79,030	0	0	0	0	
Orange Park Kennel Club, Inc.	518,688	452,201	213,103	0	1,804,937	427,203	255,935	202,533	7,509	139,171	
Palm Beach Kennel Club	172,124	374,282	156,674	1,377,334	495,338	186,449	502,263	397,417	0	103,319	
Penn Sanford, LLC, d/b/a Sanford-Orlando Kennel Club	0	0	51,323	146,076	982,866	73,421	12,034	15,773	0	20,941	
Pensacola Greyhound Racing, LLP	0	0	0	2,171,917	0	170,221	0	0	0	0	
SOKC, LLC, d/b/a Sanford-Orlando Kennel Club	0	0	126,025	825,074	0	137,564	0	0	0	0	
Sarasota Kennel Club, Inc.	253,330	254,541	0	732,739	1,284,867	101,749	0	0	17,005	0	
St. Johns Greyhound Park	128,163	102,102	69,465	898,509	424,240	122,121	69,327	97,103	6,004	59,958	
Tampa Greyhound Track	330,911	359,280	310,959	1,116,926	2,921,329	222,942	476,935	421,151	0	273,818	
West Volusia Racing, Inc.	58,652	83,063	75,181	463,747	178,525	0	110,844	95,593	0	0	
<b>Total Greyhound Permitholders</b>	<b>\$2,770,286</b>	<b>\$2,773,826</b>	<b>\$2,133,289</b>	<b>\$13,572,748</b>	<b>\$12,854,327</b>	<b>\$2,241,674</b>	<b>\$3,280,614</b>	<b>\$2,306,889</b>	<b>\$99,514</b>	<b>\$1,409,929</b>	
<b>Jai Alai Permitholders</b>											
Dania Jai Alai	\$0	\$0	\$0	\$90,739	\$0	\$73,498	\$0	\$415,667	\$78,989	\$57,429	
Ft. Pierce Jai Alai	0	0	0	314,423	251,190	70,869	195,886	333,033	15,718	213,469	
Hamilton Jai Alai and Poker	0	0	0	426,691	171,098	29,897	0	0	0	0	
Miami Jai Alai	0	0	0	0	0	0	3,248	0	0	0	
Ocala Poker and Jai Alai	68,441	76,241	0	292,211	251,360	57,631	166,618	144,925	17,634	109,869	
Orlando Jai Alai	0	0	0	0	0	0	817,421	560,861	0	332,434	
Summer Jai Alai	0	0	0	0	0	0	0	0	0	0	
Summersport Enterprises, LLC	0	0	0	0	0	13,510	0	66,628	0	243,821	
<b>Total Jai Alai Permitholders</b>	<b>\$68,441</b>	<b>\$76,241</b>	<b>\$0</b>	<b>\$1,124,064</b>	<b>\$673,648</b>	<b>\$245,405</b>	<b>\$1,183,173</b>	<b>\$1,521,114</b>	<b>\$112,341</b>	<b>\$957,022</b>	
<b>Thoroughbred Permitholders</b>											
Calder Race Course, Inc.	\$0	\$0	\$0	\$0	\$0	\$0	\$0	\$0	\$0	\$0	
Gulfstream Park Racing Association, Inc.	0	0	0	0	0	0	0	0	0	0	
Ocala Breeders' Sales	0	0	0	180,443	189,420	0	83,358	91,108	5,479	68,205	
Tampa Bay Downs, Inc.	100,891	179,358	0	458,527	1,063,942	45,180	178,896	253,224	47,113	148,194	
Tropical Park, Inc.	0	0	0	0	0	0	0	0	0	0	
<b>Total Thoroughbred Permitholders</b>	<b>\$100,891</b>	<b>\$179,358</b>	<b>\$0</b>	<b>\$638,970</b>	<b>\$1,253,362</b>	<b>\$45,180</b>	<b>\$262,254</b>	<b>\$344,332</b>	<b>\$52,592</b>	<b>\$216,399</b>	
<b>Harness Permitholders</b>											
Isle Casino and Racing at Pompano Park	\$0	\$0	\$0	\$345,858	\$59,250	\$0	\$978,484	\$0	\$0	\$0	
<b>Quarter Horse Permitholders</b>											
Gretna Racing, LLC	\$0	\$0	\$0	\$0	\$0	\$0	\$0	\$0	\$0	\$0	
Gulfstream Park Thouroughbred After Racing Program, Inc.	0	0	0	0	0	0	0	0	0	0	
South Florida Racing Association, LLC (Hialeah Park)	0	0	0	0	0	0	0	0	0	0	
<b>Total Quarter Horse Permitholders</b>	<b>\$0</b>	<b>\$0</b>	<b>\$0</b>	<b>\$0</b>	<b>\$0</b>	<b>\$0</b>	<b>\$0</b>	<b>\$0</b>	<b>\$0</b>	<b>\$0</b>	
<b>TOTAL FOR ALL PERMITHOLDERS</b>	<b>\$2,939,618</b>	<b>\$3,029,425</b>	<b>\$2,133,289</b>	<b>\$15,681,640</b>	<b>\$14,840,587</b>	<b>\$2,532,259</b>	<b>\$5,704,525</b>	<b>\$4,172,335</b>	<b>\$264,447</b>	<b>\$2,583,350</b>	

CONTINUED ON NEXT PAGE

Note: Figures above include handle from charity/scholarship performances.

**TOTAL INTERTRACK WAGERING HANDLE BY GUEST**

Fiscal Year 2011/2012

GUEST FACILITY	HOST PERMITHOLDER							
	SUMMERSPORT	CALDER	GULFSTREAM PARK	TAMPA BAY DOWNS	TROPICAL PARK	POMPANO PARK	GULFSTREAM AFTER RACING PROGRAM	HIALEAH PARK
<b>Greyhound Permitholders</b>								
Daytona Beach Kennel Club, Inc.	\$106,118	\$5,286,438	\$184,016	\$134,760	\$1,151,408	\$949,533	\$0	\$0
Derby Lane (St. Petersburg Kennel Club, Inc.)	261,373	8,245,995	2,046,920	6,028,930	3,284,201	1,668,835	3,166	60,288
Ebro Greyhound Park	53,827	1,516,355	437,665	681,572	446,280	0	150	0
Flagler Dog Track	0	1,535,026	1,337,453	0	357,752	2,046,355	865	0
H&T Gaming, Inc., d/b/a Mardi Gras Racetrack	198,731	896,503	277,453	0	266,239	2,435,646	0	0
Jacksonville Kennel Club, Inc.	0	1,232,789	283,410	973,916	0	267,854	0	0
Jefferson County Kennel Club, Inc.	60,611	0	0	0	0	0	0	0
License Acquisitions, LLC, d/b/a Palm Beach Greyhound Racing	134,875	10,570,270	0	0	0	1,153,534	0	0
Mardi Gras Racetrack and Gaming Center	0	0	300,791	0	15,295	751,248	0	0
Melbourne Greyhound Park, LLC	340,845	5,516,673	2,024,154	4,140,345	2,442,850	623,258	2,847	38,282
Naples-Ft. Myers Greyhound Track	0	7,191,686	9,168,608	3,385,282	3,686,331	1,231,969	3,837	0
Orange Park Kennel Club, Inc.	179,281	3,387,573	925,429	2,186,835	1,379,553	161,015	679	0
Palm Beach Kennel Club	122,290	11,162,989	17,840,128	3,538,709	8,936,635	3,930,254	9,895	0
Penn Sanford, LLC, d/b/a Sanford-Orlando Kennel Club	53,259	2,803,408	325,450	893,975	1,990,815	725,579	1,041	1,279
Pensacola Greyhound Racing, LLP	0	643,038	399,937	240,091	197,365	0	878	0
SOKC, LLC, d/b/a Sanford-Orlando Kennel Club	0	2,232,026	1,082,240	2,724,461	0	826,157	0	11,321
Sarasota Kennel Club, Inc.	0	6,522,890	1,811,985	4,751,938	2,411,015	942,948	5,349	0
St. Johns Greyhound Park	50,919	3,476,192	994,399	2,199,130	1,502,530	599,155	1,642	0
Tampa Greyhound Track	219,035	6,040,022	1,696,579	4,784,534	2,449,727	1,475,615	1,737	38,000
West Volusia Racing, Inc.	21,100	0	2,990,517	595,820	615,640	781,728	723	41,673
<b>Total Greyhound Permitholders</b>	<b>\$1,802,264</b>	<b>\$78,259,873</b>	<b>\$44,127,134</b>	<b>\$37,260,298</b>	<b>\$31,133,636</b>	<b>\$20,570,683</b>	<b>\$32,809</b>	<b>\$190,843</b>
<b>Jai Alai Permitholders</b>								
Dania Jai Alai	\$0	\$443,352	\$514,912	\$0	\$13,073	\$1,326,455	\$0	\$0
Ft. Pierce Jai Alai	140,244	1,551,546	743,642	1,772,993	0	0	863	0
Hamilton Jai Alai and Poker	0	0	431,172	46,333	0	0	135	0
Miami Jai Alai	0	0	0	0	0	0	0	0
Ocala Poker and Jai Alai	135,169	1,575,499	997,729	235,125	540,517	264,217	215	0
Orlando Jai Alai	457,153	7,453,752	2,141,749	5,588,003	2,870,213	2,944,734	3,056	0
Summer Jai Alai	0	0	0	0	0	0	0	0
Summersport Enterprises, LLC	0	396,439	0	0	279,155	985,116	0	0
<b>Total Jai Alai Permitholders</b>	<b>\$732,566</b>	<b>\$11,420,588</b>	<b>\$4,829,204</b>	<b>\$7,642,454</b>	<b>\$3,702,958</b>	<b>\$5,520,522</b>	<b>\$4,269</b>	<b>\$0</b>
<b>Thoroughbred Permitholders</b>								
Calder Race Course, Inc.	\$0	\$0	\$503,898	\$601,851	\$0	\$37,174	\$0	\$0
Gulfstream Park Racing Association, Inc.	0	39,581,559	0	6,956,718	11,160,371	1,504,257	0	0
Ocala Breeders' Sales	46,082	6,305,859	4,433,414	2,185,132	2,327,304	461,185	2,609	0
Tampa Bay Downs, Inc.	108,586	14,669,174	5,594,209	0	5,241,571	1,996,616	7,064	0
Tropical Park, Inc.	0	0	19,409,950	3,096,202	0	3,976	11,818	0
<b>Total Thoroughbred Permitholders</b>	<b>\$154,668</b>	<b>\$60,556,592</b>	<b>\$29,941,471</b>	<b>\$12,839,903</b>	<b>\$18,729,246</b>	<b>\$4,003,208</b>	<b>\$21,491</b>	<b>\$0</b>
<b>Harness Permitholders</b>								
Isle Casino and Racing at Pompano Park	\$500,074	\$5,391,129	\$3,221,398	\$1,138,769	\$1,123,404	\$0	\$1,663	\$126,694
<b>Quarter Horse Permitholders</b>								
Gretna Racing, LLC	\$0	\$0	\$0	\$0	\$0	\$0	\$0	\$0
Gulfstream Park Thouroughbred After Racing Program, Inc.	0	0	0	0	0	0	0	0
South Florida Racing Association, LLC (Hialeah Park)	0	0	1,878,965	412,182	0	0	1,505	0
<b>Total Quarter Horse Permitholders</b>	<b>\$0</b>	<b>\$0</b>	<b>\$1,878,965</b>	<b>\$412,182</b>	<b>\$0</b>	<b>\$0</b>	<b>\$1,505</b>	<b>\$0</b>
<b>TOTAL FOR ALL PERMITHOLDERS</b>	<b>\$3,189,572</b>	<b>\$155,628,182</b>	<b>\$83,998,172</b>	<b>\$59,293,606</b>	<b>\$54,689,244</b>	<b>\$30,094,413</b>	<b>\$61,737</b>	<b>\$317,537</b>

CONTINUED FROM PREVIOUS PAGE

Note: Figures above include handle from charity/scholarship performances.

## CHARITY AND SCHOLARSHIP PERFORMANCES

Each permitholder may operate up to five additional days designated as charity or scholarship days during their regular meet. Proceeds from these additional days are paid to approved charities, major state and private institutions of higher learning, community colleges, the Historical Resources Operating Trust Fund and the Racing Scholarship Trust Fund (Board of Governors Operations and Maintenance Trust Fund). A list of proposed recipients is submitted annually by the permitholder to the division. Typically, the amount contributed to charitable organizations is determined by calculating the amount of taxes due to the state had it been a regular performance. A minimum of \$2,139,073 was paid to charitable organizations during Fiscal Year 2011/2012, bringing the total proceeds disbursed since 1985 to \$72,999,823.

### RACING SCHOLARSHIP TRUST FUND

The Board of Governors, within the Department of Education, oversees the Board of Governors Operations and Maintenance Trust Fund and ensures that the referenced contributions are used to provide scholarships to deserving students attending Florida's colleges and universities. A total of \$16,882,966 has been paid to this fund since the program began in 1949. The amount contributed to the fund this fiscal year is detailed below.

Racing Scholarship Trust Fund	
Washington County Kennel Club, Inc.	\$2,048
<b>Total For 2011/2012 Fiscal Year</b>	<b>\$2,048</b>

### ABANDONED WINNING TICKETS

Abandoned pari-mutuel tickets are winning tickets that remain uncashed for a period of one year. The value of greyhound and jai alai abandoned tickets for live on-track races or games escheat to the state. These funds are deposited into the Department of Education's State School Trust Fund for the support and maintenance of Florida's public schools. Since 1957, the total paid into this fund is \$93,055,527. The amount collected in abandoned winning tickets for the State School Trust Fund for this fiscal year is detailed below.

Abandoned Winning Tickets	
Greyhound Permitholders	\$970,619
Jai Alai Permitholders	\$63,255
<b>Total For 2011/2012 Fiscal Year</b>	<b>\$1,033,874</b>

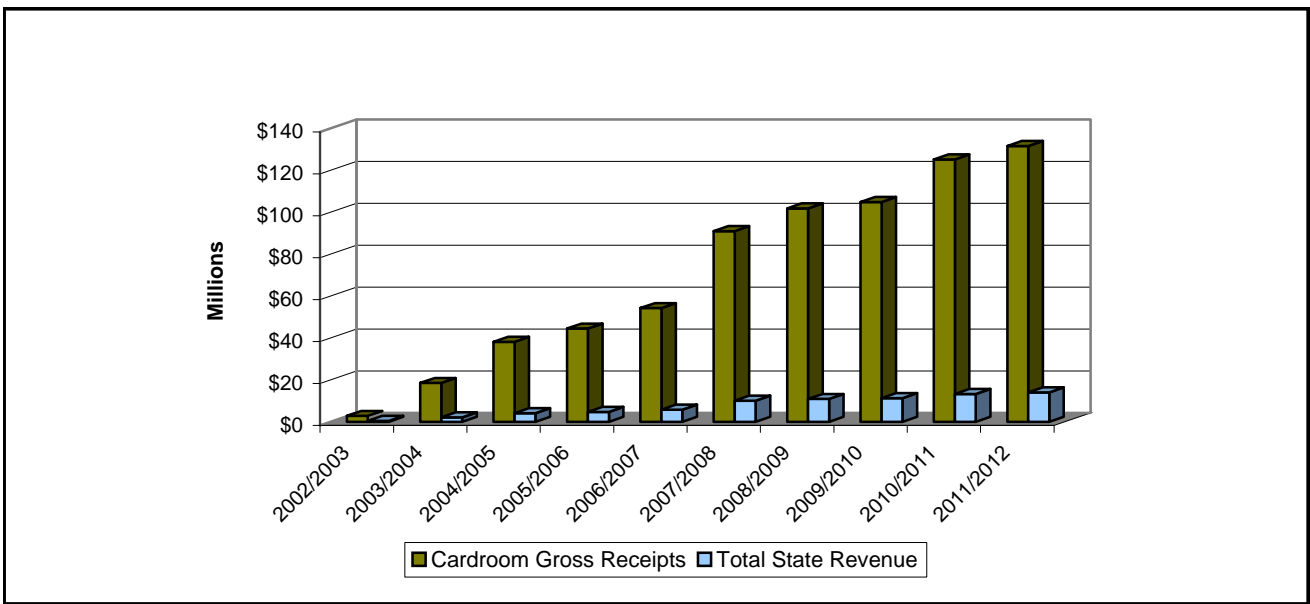
In harness and quarter horse racing, abandoned winning tickets are paid to the respective breeders' associations. Abandoned winning tickets from thoroughbred horse racing are retained by the permitholder.

## CARDROOM COMPARATIVE DATA

During Fiscal Year 2011/2012, there were 25 licensed cardroom permitholders that operated at 25 pari-mutuel facilities. The number of cardroom tables increased from 718 in Fiscal Year 2010/2011 to 834 in Fiscal Year 2011/2012. Cardroom gross receipts increased from \$125,141,080 to \$131,454,752, and as a result, gross receipts tax increased from \$12,514,108 to \$13,145,476 this fiscal year. Table fees increased from \$718,000 to \$834,000 this fiscal year. The overall result was an increase in total state revenue from \$13,232,108 to \$13,979,476 this fiscal year.

Cardroom tax revenue is distributed 50 percent between the Pari-Mutuel Wagering Trust Fund and the General Revenue Fund. In accordance with Section 849.086(13)(h), Florida Statutes, one quarter of the moneys deposited into the Pari-Mutuel Wagering Trust Fund must be distributed to counties and municipalities that approved the cardroom. In October 2012, the division distributed approximately \$1,643,208 to the counties/municipalities from cardroom gross receipts.

### CARDROOM GROSS RECEIPTS AND TOTAL STATE REVENUE FISCAL YEARS 2002/2003 THROUGH 2011/2012



### CARDROOM GROSS RECEIPTS AND STATE REVENUE SUMMARY

Fiscal Year	Total Cardroom Gross Receipts	Gross Receipts Tax	Table Fees Collected <sup>(A)</sup>	Total State Revenue (Gross Receipts Tax plus Table Fees)	Total State Revenue as a Percent of Gross Receipts
2002/2003	\$2,767,231	\$276,723	\$74,500	\$351,223	12.69%
2003/2004	\$18,498,426	\$1,849,843	\$250,500	\$2,100,343	11.35%
2004/2005	\$38,089,764	\$3,808,977	\$238,000	\$4,046,977	10.62%
2005/2006	\$44,433,359	\$4,443,337	\$264,000	\$4,707,337	10.59%
2006/2007	\$54,208,544	\$5,420,855	\$325,500	\$5,746,355	10.60%
2007/2008	\$90,863,855	\$9,086,385	\$875,000	\$9,961,385	10.96%
2008/2009	\$101,700,243	\$10,170,024	\$698,000	\$10,868,024	10.69%
2009/2010	\$104,799,448	\$10,479,945	\$749,000	\$11,228,945	10.71%
2010/2011	\$125,141,080	\$12,514,108	\$718,000	\$13,232,108	10.57%
2011/2012	\$131,454,752	\$13,145,476	\$834,000	\$13,979,476	10.63%

(A) Amount agrees with the number of approved cardroom tables per annual cardroom licenses, and reflects the number of tables in operation each fiscal year.

**COMPONENTS OF CARDROOM REVENUE BY ASSOCIATION**

Fiscal Year 2011/2012

**Greyhound Racing Associations**

County/ Municipality	Gross Receipts	Tournament Gross Receipts	Total Gross Receipts	Gross Receipts Tax <sup>(A)</sup>	Table Fees Collected	Total Taxes and Fees	
Daytona Beach Kennel Club, Inc./West Volusia Racing, Inc.	Volusia	\$10,212,318	\$640,153	\$10,852,471	\$1,085,247	\$60,000	\$1,145,247
Derby Lane (St. Petersburg Kennel Club, Inc.)	Pinellas	8,209,777	884,051	9,093,828	909,383	55,000	964,383
Ebro Greyhound Park	Washington	4,202,612	121,900	4,324,512	432,451	25,000	457,451
Flagler Dog Track	Dade	7,110,717	16,665	7,127,382	712,738	19,000	731,738
Jacksonville Kennel Club, Inc.	Duval	4,770,561	289,596	5,060,157	506,016	139,000	645,016
Jefferson County Kennel Club, Inc.	Jefferson	337,437	8,388	345,825	34,583	1,000 <sup>(B)</sup>	35,583
Mardi Gras Racetrack and Gaming Center/H & T Gaming, Inc.	Hallandale	4,972,343	35,530	5,007,873	500,787	30,000	530,787
Melbourne Greyhound Park, LLC	Brevard	3,890,489	258,150	4,148,639	414,864	43,000	457,864
Naples-Ft. Myers Greyhound Track	Lee	6,111,220	379,190	6,490,410	649,041	26,000	675,041
Orange Park Kennel Club, Inc.	Town of Orange Park	9,798,533	428,578	10,227,111	1,022,711	40,000	1,062,711
Palm Beach Kennel Club/License Acquisitions, LLC	Palm Beach	11,395,029	1,218,030	12,613,059	1,261,306	75,000	1,336,306
Pensacola Greyhound Racing, LLP	Escambia	3,942,804	479,020	4,421,824	442,182	25,000	467,182
Sarasota Kennel Club, Inc.	Sarasota	4,561,505	667,713	5,229,218	522,922	35,000	557,922
St. Johns Greyhound Park	St. Johns	3,892,409	209,445	4,101,854	410,185	34,000	444,185
Tampa Greyhound Track	Hillsborough	2,175,016	133,208	2,308,224	230,822	39,000	269,822
<b>Total Greyhound Permitholders</b>		<b>\$85,582,770</b>	<b>\$5,769,617</b>	<b>\$91,352,387</b>	<b>\$9,135,238</b>	<b>\$646,000</b>	<b>\$9,781,238</b>

**Jai Alai Permitholders**

Dania Jai Alai/Summersport Enterprises, LLC	Hallandale	\$327,217	\$294,892	\$622,109	\$62,211	\$26,000	\$88,211
Ft. Pierce Jai Alai	St. Lucie	2,754,622	159,522	2,914,144	291,414	29,000	320,414
Hamilton Jai Alai and Poker	Hamilton	595,485	1,921	597,406	59,741	6,000	65,741
Miami/SummerJai Alai	Dade	2,308,855	22,825	2,331,680	233,168	32,000	265,168
Ocala Poker and Jai Alai	Marion	3,653,498	98,439	3,751,937	375,194	21,000	396,194
<b>Total Jai Alai Permitholders</b>		<b>\$9,639,677</b>	<b>\$577,599</b>	<b>\$10,217,276</b>	<b>\$1,021,728</b>	<b>\$114,000</b>	<b>\$1,135,728</b>

**Thoroughbred Racing Associations**

Calder Race Course, Inc./Tropical Park, Inc.	Dade	\$4,110,990	\$337,731	\$4,448,721	\$444,872	\$29,000	\$473,872
Gulfstream Park Racing Association, Inc.	Broward	4,888,055	223,227	5,111,282	511,128	21,000	532,128
Tampa Bay Downs, Inc.	Hillsborough	4,489,643	698,986	5,188,629	518,864	26,000	544,864
<b>Total Thoroughbred Permitholders</b>		<b>\$13,488,688</b>	<b>\$1,259,944</b>	<b>\$14,748,632</b>	<b>\$1,474,864</b>	<b>\$76,000</b>	<b>\$1,550,864</b>

**Harness Racing Associations**

Isle Casino and Racing at Pompano Park	Broward	\$11,874,106	\$1,654,052	\$13,528,158	\$1,352,816	\$48,000	\$1,400,816
--	---------	--------------	-------------	--------------	-------------	----------	-------------

**Quarter Horse Racing Associations**

Gretna Racing, LLC	Gadsden	\$1,466,659	\$141,640	\$1,608,299	\$160,830	\$50,000	\$210,830
--------------------	---------	-------------	-----------	-------------	-----------	----------	-----------

**TOTAL FOR ALL PERMITHOLDERS**

		<b>\$122,051,900</b>	<b>\$9,402,852</b>	<b>\$131,454,752</b>	<b>\$13,145,476</b>	<b>\$934,000</b>	<b>\$14,079,476</b>
--	--	----------------------	--------------------	----------------------	---------------------	------------------	---------------------

(A) 1/8th of total gross receipts tax is distributed to counties or municipalities by October 1, of the following year.

(B) Permitholder operated with 20 card tables. The above amount reflects actual table fee(s) received during 2011/2012.

## SLOT COMPARATIVE DATA

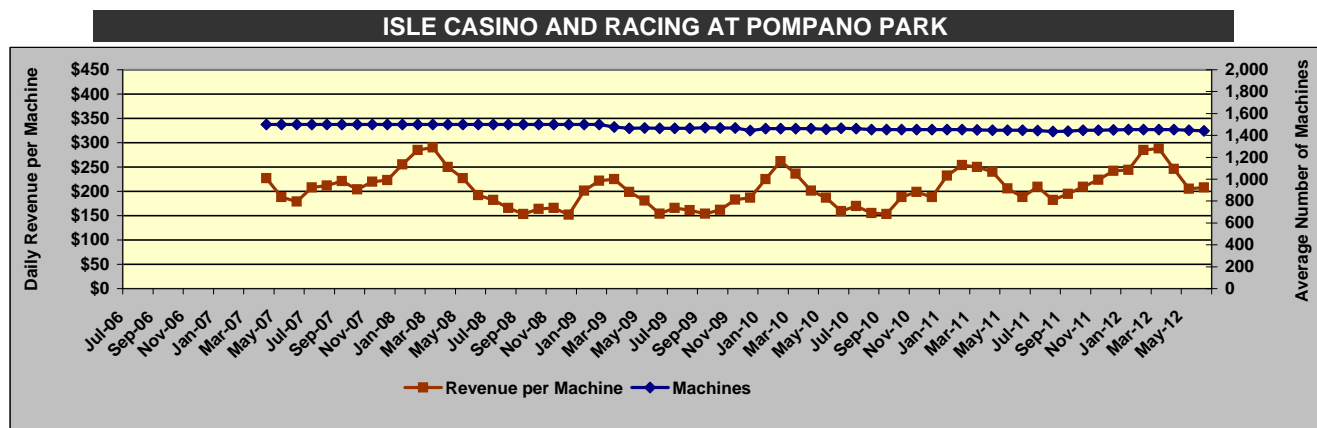
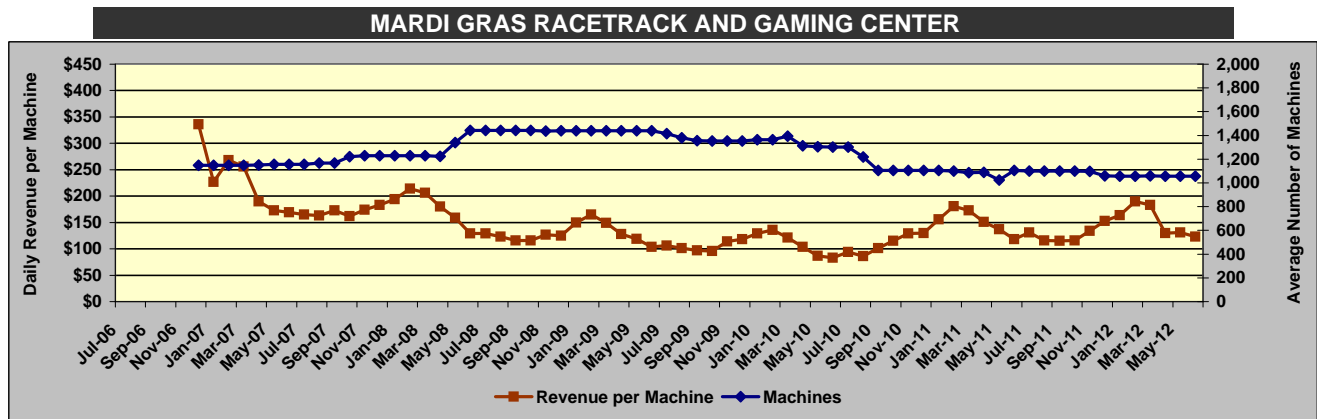
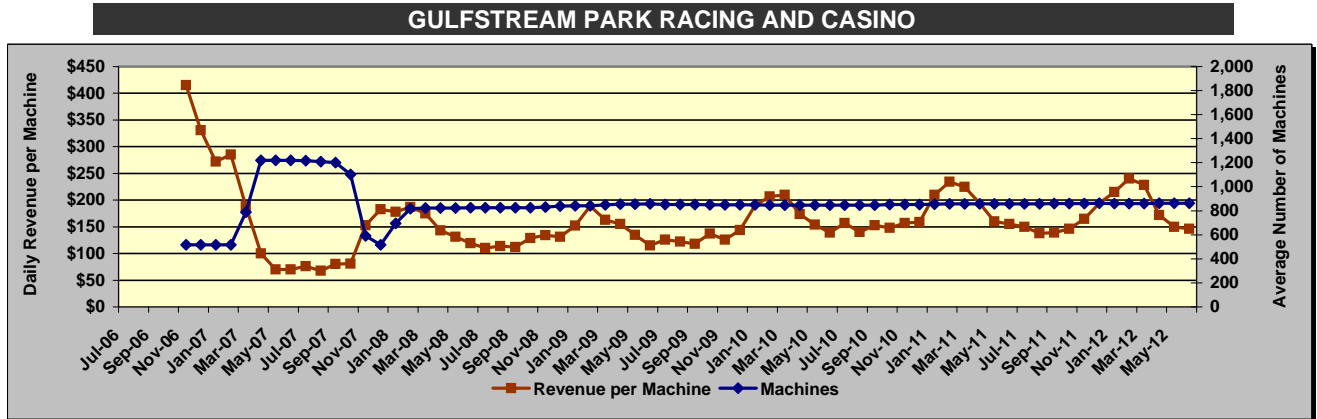
During Fiscal Year 2011/2012, the total amount wagered by patrons was \$6,045,620,380. Average daily revenue per slot machine was \$176. Total net slot revenue was \$411,322,633. As a result, the total taxes paid to the state was \$143,962,922, an increase of 15 percent in total paid slot taxes from the previous fiscal year. Miami Jai Alai began slot operation on January 23, 2012.

<b>HISTORICAL SLOT FACILITY ACTIVITY</b>		
Fiscal Year	Total Amount Wagered	Total State Revenue
2006/2007	\$1,114,108,466	\$49,620,582
2007/2008	\$3,023,981,126	\$120,560,316
2008/2009	\$2,701,341,777	\$103,895,349
2009/2010	\$3,840,468,455	\$138,125,105
2010/2011	\$5,054,297,731	\$125,063,886
2011/2012	\$6,045,620,380	\$143,962,922

<b>FISCAL YEAR 2011/2012</b>							
	Gulfstream Operations Began 11/15/2006	Mardi Gras Operations Began 12/28/2006	Pompano Park Operations Began 4/14/2007	West Flagler Operations Began 10/15/2009	Calder Operations Began 1/22/2010	Miami Jai Alai Operations Began 1/23/2012	TOTAL
<b>Average Number of Machines</b>	860	1,075	1,448	771	1,207	1,029	6,390
<b>Number of Operating Days</b>	366	366	366	366	366	160	366
<b>Average Daily Revenue per Machine</b>	\$173	\$140	\$228	\$285	\$170	\$153	\$176
<b>Amount Wagered</b>	\$786,209,955	\$822,602,279	\$1,821,290,263	\$1,193,232,006	\$1,034,420,405	\$387,865,471	\$6,045,620,380
<b>Amount Won By Patrons</b>	\$722,243,152	\$756,985,745	\$1,684,196,783	\$1,112,056,341	\$940,880,594	\$359,717,838	\$5,576,080,453
<b>Promotional Credits</b>	\$9,448,154	\$10,572,045	\$16,387,508	\$749,465	\$18,468,573	\$2,909,489	\$58,535,234
<b>30-Day Unclaimed Tickets</b>	\$31,971	\$32,732	\$156,565	\$36,637	\$38,425	\$21,611	\$317,941
<b>Net Slot Machine Revenue</b>	<b>\$54,550,620</b>	<b>\$55,077,221</b>	<b>\$120,862,537</b>	<b>\$80,462,837</b>	<b>\$75,109,663</b>	<b>\$25,259,755</b>	<b>\$411,322,633</b>
<sup>(1)</sup> <b>State Tax Revenue</b>	<b>\$19,092,717</b>	<b>\$19,277,027</b>	<b>\$42,301,888</b>	<b>\$28,161,993</b>	<b>\$26,288,382</b>	<b>\$8,840,914</b>	<b>\$143,962,922</b>
<b>Permitter Revenue</b>	<b>\$35,457,903</b>	<b>\$35,800,194</b>	<b>\$78,560,649</b>	<b>\$52,300,844</b>	<b>\$48,821,281</b>	<b>\$16,418,841</b>	<b>\$267,359,711</b>
<b>Total State Revenue as a Percent of Amount Wagered</b>	<b>2.43%</b>	<b>2.34%</b>	<b>2.32%</b>	<b>2.43%</b>	<b>2.43%</b>	<b>2.43%</b>	<b>2.38%</b>

<sup>(1)</sup> Taxes paid on net slot machine revenue were accounted for by the division, then immediately transferred to the Department of Education's Educational Enhancement Trust Fund.

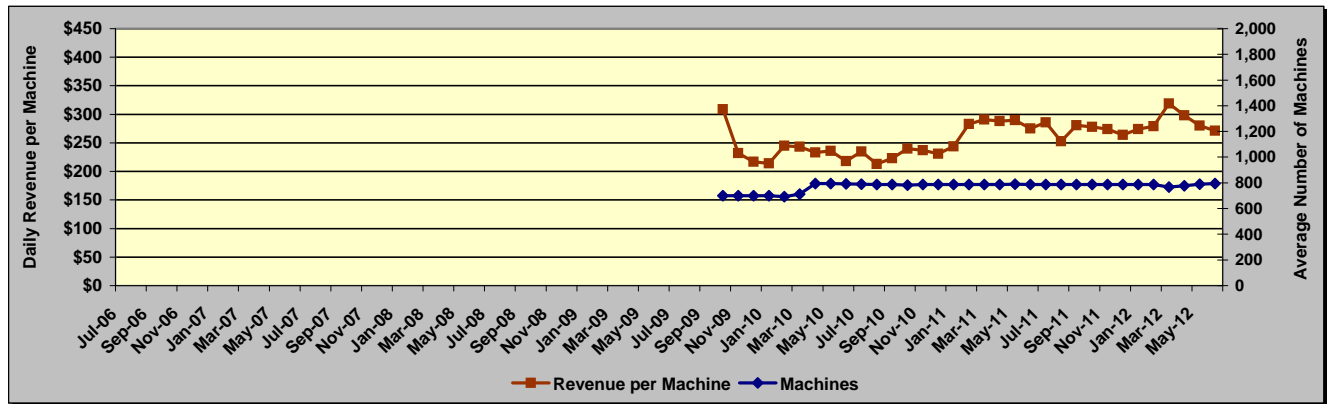
## Daily Revenue per Machine Compared to Average Number of Machines For Fiscal Years 2006/2007 - 2011/2012



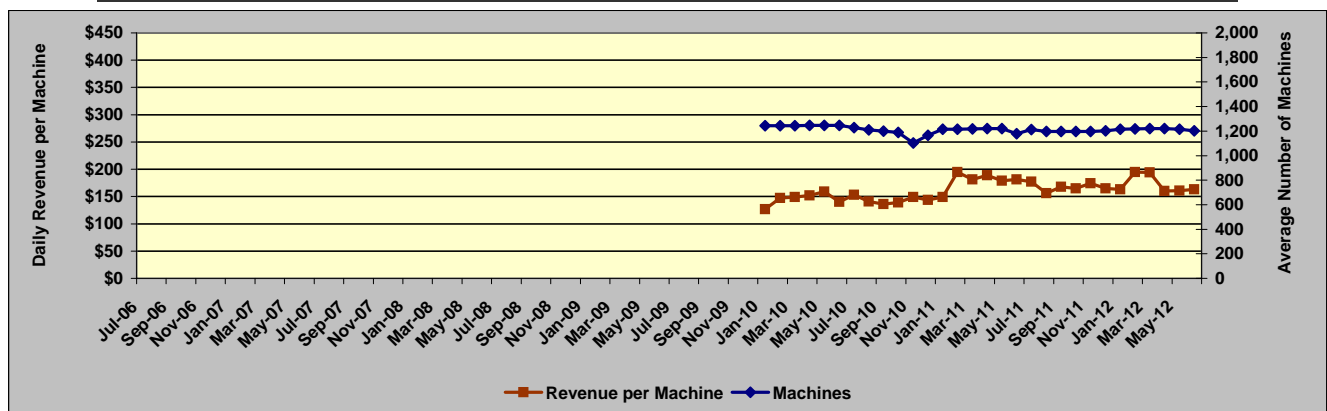


# Daily Revenue per Machine Compared to Average Number of Machines For Fiscal Years 2006/2007 - 2011/2012

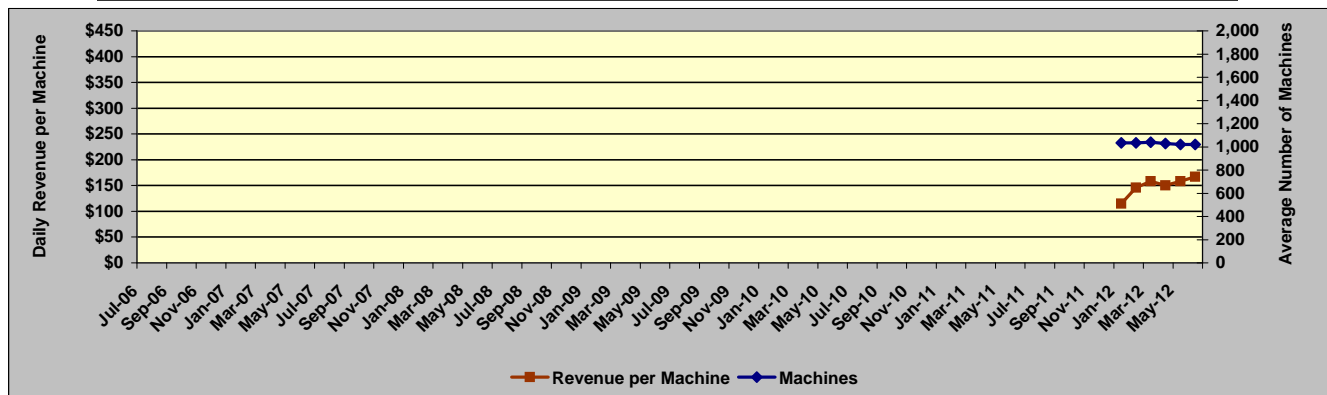
## FLAGLER DOG TRACK AND MAGIC CITY CASINO



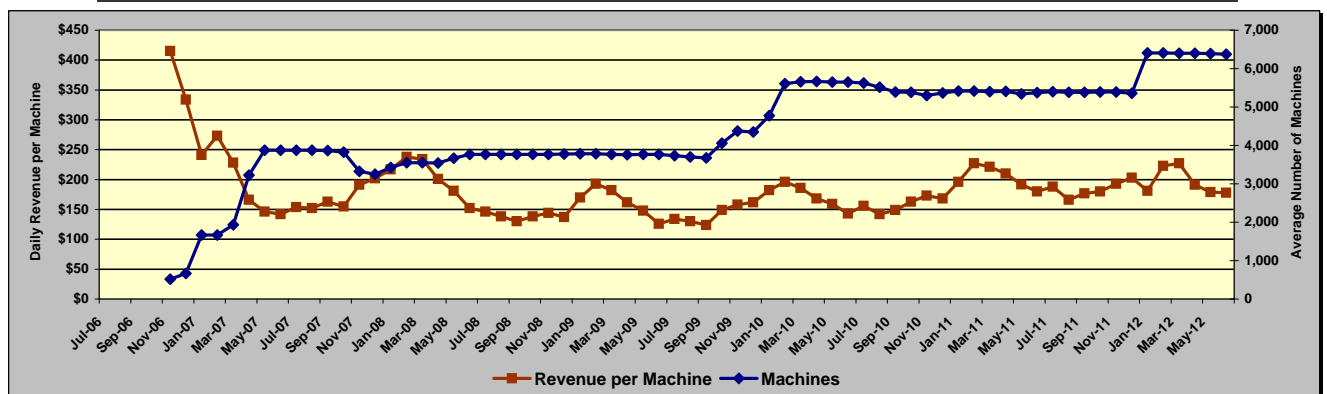
## CALDER CASINO AND RACE COURSE



## MIAMI JAI ALAI

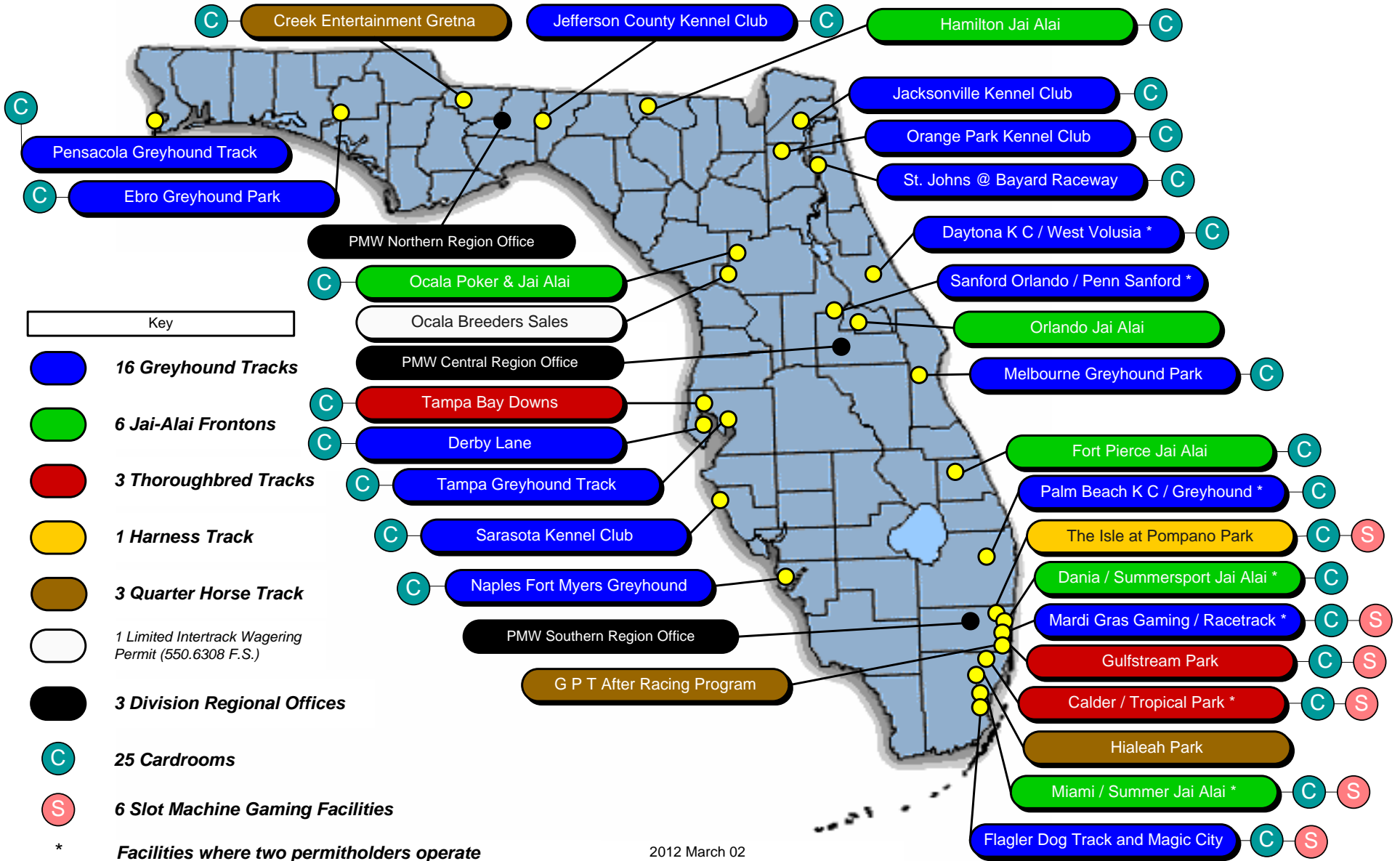



## ALL FACILITIES COMBINED




**DATA BY ASSOCIATION/FACILITY**

# Pari-Mutuel Facilities by Permit Type





## GREYHOUND ASSOCIATIONS



Florida remains the leader in greyhound racing in the United States with 20 permitholders operating at 13 tracks throughout the state. A total of 3,636 performances, including charity and scholarship performances, were conducted during this past fiscal year, a decrease of one percent from the previous fiscal year.

During Fiscal Year 2011/2012, handle wagered on live greyhound performances decreased by four percent. Intertrack handle wagered on broadcasts of live Florida greyhound performances experienced a slight decrease of less than one percent. Simulcast handle wagered on broadcasts of performances from outside the state increased by 32 percent. Intertrack simulcast handle wagered on broadcast of performances from outside the state increased by 25 percent. Overall, there was a slight increase in total handle of less than one percent for the Florida greyhound industry.

Total paid attendance decreased by 11 percent from the prior year. The division reports only paid attendance and does not include free admissions or complimentary passes in its data. Total greyhound revenue to the state increased by 11 percent during Fiscal Year 2011/2012. The greyhound industry accounted for approximately 31.9 percent of Florida's total revenue and 30.3 percent of total handle from pari-mutuel performances.

Greyhound permitholders reported paying a total of \$26,377,707 in purses during Fiscal Year 2011/2012. For more detail on purses paid, please refer to the following information by permitholder.

All of Florida's greyhound permitholders actively sponsor greyhound adoption programs. Many of the state's greyhound tracks provide for on-site adoption booths, animal welfare, funding, advertising, special events and public information. Section 550.1647, Florida Statutes, provides a greyhound permitholder with credits in an amount equal to the uncashed pari-mutuel tickets remitted in the prior state fiscal year to the state; which is applied against any taxes imposed the next fiscal year. Additionally, Section 550.1647, Florida Statutes, requires each permitholder to pay an amount not less than 10 percent of the credit provided by this section to any bona fide organization that promotes or encourages the adoption of greyhounds. During Fiscal Year 2011/2012, total contributions provided to greyhound adoption units amounted to \$194,293, which exceeded the minimum statutory requirement.

Total Performances	3,636	Total Paid Attendance	362,691
Total Racing Days	2,436	Total Admission Tax	\$20,306

<b>Daytona Beach Kennel Club, Inc.</b>			
Volusia County			
<b>Website</b>	<a href="http://www.daytonagreyhound.com">www.daytonagreyhound.com</a>	<b>Telephone</b>	386.947.3305
<b>Mailing/Street Address</b>	960 South Williamson Boulevard, Daytona Beach, Florida 32114-7247	<b>Fax</b>	386.252.4808
<b>Meet Period</b>	07/01/2011 to 11/05/2011 and 04/02/2012 to 06/30/2012		
<b>Racing Results</b>		<b>Purses Paid</b>	
Performances	233	Pari-Mutuel Operations	\$698,659
Racing Days	170	Cardroom Operations	\$257,463
Paid Attendance	0	Total Purses Paid	\$956,122
Total Admission Tax	\$0		
<b>Derby Lane</b>			
St. Petersburg Kennel Club, Inc. Pinellas County			
<b>Website</b>	<a href="http://www.derbylane.com">www.derbylane.com</a>	<b>Telephone</b>	727.812.3236
<b>Mailing Address</b>	Post Office Box 22099, St. Petersburg, Florida 33742-2099	<b>Fax</b>	727.812.3305
<b>Street Address</b>	10490 Gandy Boulevard, St. Petersburg, Florida 33702-2395		
<b>Meet Period</b>	01/02/2012 to 06/30/2012		
<b>Racing Results</b>		<b>Purses Paid</b>	
Performances	206	Pari-Mutuel Operations	\$2,121,472
Racing Days	154	Cardroom Operations	\$184,315
Paid Attendance	0	Total Purses Paid	\$2,305,787
Total Admission Tax	\$0		

**Ebro Greyhound Park**Washington County Kennel Club, Inc.  
Washington County**Website** [www.goebro.com](http://www.goebro.com)**Mailing/Street Address** 6558 Dog Track Road, Ebro, Florida 32437-1142**Telephone** 850.234.3943**Fax** 850.535.4442**Meet Period** 07/01/2011 to 09/24/2011 and 05/18/2012 to 06/30/2012**Racing Results**Performances 186  
Racing Days 93  
Paid Attendance 7,372  
Total Admission Tax \$230**Purses Paid**Pari-Mutuel Operations \$353,023  
Cardroom Operations \$185,227  
Total Purses Paid \$538,250**Flagler Dog Track**West Flagler Associates, Ltd.  
Dade County**Website** [www.magiccitycasino.com](http://www.magiccitycasino.com)**Mailing Address** Post Office Box 350940, Miami, Florida 33135-0940**Street Address** 401 N.W. 38th Court, Miami, Florida 33126-5638**Telephone** 305.649.3000**Fax** 305.631.4529**Meet Period** 07/01/2011 to 10/30/2011 and 06/01/2012 to 06/30/2012**Racing Results**Performances 174  
Racing Days 109  
Paid Attendance 0  
Total Admission Tax \$0**Purses Paid**Pari-Mutuel Operations \$981,220  
Cardroom Operations \$288,299  
Slots Operations \$2,372,913  
Total Purses Paid \$3,642,432**H & T Gaming, Inc.**

Dade County

**See Mardi Gras Racetrack and Gaming Center's contact information for detail.****Meet Period** 02/19/2012 to 04/30/2012 at Mardi Gras**Racing Results**Performances 104  
Racing Days 52  
Paid Attendance 0  
Total Admission Tax \$0**Purses Paid**Pari-Mutuel Operations \$799,063  
Cardroom Operations \$0  
Slot Operations \$320,600  
Total Purses Paid \$1,119,663**Jacksonville Greyhound Racing, Inc.**Jacksonville Greyhound Racing, Inc.  
Duval County**Website** [www.jaxkennel.com](http://www.jaxkennel.com)**Mailing Address** Post Office Box 959, Orange Park, Florida 32067-0959**Street Address** 201 Monument Road, Jacksonville, Florida 32225**Telephone** 904.646.0001**Fax** 904.646.0420**Meet Period** 07/01/2011 to 09/04/2011 and 05/28/2012 to 06/30/2012 at Orange Park**Racing Results**Performances 115  
Racing Days 86  
Paid Attendance 0  
Total Admission Tax \$0**Purses Paid**Pari-Mutuel Operations \$796,668  
Cardroom Operations \$218,998  
Total Purses Paid \$1,015,666**Jefferson County Kennel Club, Inc.**

Jefferson County

**Website** [www.jckcgreyhounds.com](http://www.jckcgreyhounds.com)**Mailing Address** Post Office Box 400, Monticello, Florida 32345-0400**Street Address** 3079 North Jefferson Street, Monticello, Florida 32344-5685**Telephone** 850.997.2561**Fax** 850.997.3871**Meet Period** 07/01/2011 to 10/01/2011 and 03/23/2012 to 06/30/2012**Racing Results**Performances 222  
Racing Days 111  
Paid Attendance 10,177  
Total Admission Tax \$611**Purses Paid**Pari-Mutuel Operations \$378,183  
Cardroom Operations \$31,979  
Total Purses Paid \$410,162

**License Acquisitions, LLC (Palm Beach Greyhound Racing)**

Palm Beach County

**See Palm Beach Kennel Club's contact information for detail.**

**Meet Period** 07/01/2011 to 09/30/2011 at Palm Beach Kennel Club

**Racing Results**

Performances 118  
Racing Days 92  
Paid Attendance 20,279  
Total Admission Tax \$526

**Purses Paid**

Pari-Mutuel Operations \$929,388  
Cardroom Operations \$116,069  
Total Purses Paid \$1,045,457

**Mardi Gras Racetrack and Gaming Center**

Hartman and Tyner, Inc.  
Broward County

**Website**

[www.mardigrascasinofl.com](http://www.mardigrascasinofl.com)

**Mailing Address**

Post Office Box 2007, Hollywood, Florida 33022-2007

**Telephone**

954-924-3200

**Street Address**

831 North Federal Highway, Hallandale Beach, Florida 33009-2410

**Fax**

954.924.3143

**Meet Period**

12/01/2011 to 02/18/2012

**Racing Results**

Performances 111  
Racing Days 56  
Paid Attendance 0  
Total Admission Tax \$0

**Purses Paid**

Pari-Mutuel Operations \$552,513  
Cardroom Operations \$183,834  
Slot Operations \$679,491  
Total Purses Paid \$1,415,838

**Melbourne Greyhound Park, LLC**

Brevard County

**Website**

[www.mgpark.com](http://www.mgpark.com)

**Mailing/Street Address**

1100 North Wickham Road, Melbourne, Florida 32935-8941

**Telephone**

321.259.9800

**Fax**

321.259.3437

**Meet Period**

01/13/2012 to 03/24/2012

**Racing Results**

Performances 104  
Racing Days 62  
Paid Attendance 19,122  
Total Admission Tax \$212

**Purses Paid**

Pari-Mutuel Operations \$185,463  
Cardroom Operations \$175,716  
Total Purses Paid \$361,179

**Naples-Ft. Myers Greyhound Track**

Southwest Florida Enterprises, Inc.  
Lee County

**Website**

[www.naplesfortmyersdogs.com](http://www.naplesfortmyersdogs.com)

**Mailing Address**

Post Office Box 2567, Bonita Springs, Florida 34133-2567

**Telephone**

239.992.2411

**Street Address**

10601 Bonita Beach Road, S.W., Bonita Springs, Florida 34135-5620

**Fax**

239.947.9244

**Meet Period**

11/04/2011 to 05/27/2012

**Racing Results**

Performances 393  
Racing Days 190  
Paid Attendance 156,952  
Total Admission Tax \$14,248

**Purses Paid**

Pari-Mutuel Operations \$1,087,398  
Cardroom Operations \$631,394  
Total Purses Paid \$1,718,792

**Orange Park Kennel Club, Inc.**

Jacksonville Greyhound Racing, Inc.  
Clay County

**Website**

[www.jaxkennel.com](http://www.jaxkennel.com)

**Mailing Address**

Post Office Box 959, Orange Park, Florida 32067-0959

**Telephone**

904.646.0001

**Street Address**

455 Park Avenue, Orange Park, Florida 32073-3101

**Fax**

904.646.0420

**Meet Period**

09/05/2011 to 12/11/2011

**Racing Results**

Performances 112  
Racing Days 83  
Paid Attendance 0  
Total Admission Tax \$0

**Purses Paid**

Pari-Mutuel Operations \$663,422  
Cardroom Operations \$179,235  
Total Purses Paid \$842,657

**Palm Beach Kennel Club**

Investment Corporation of Palm Beach  
Palm Beach County

**Website**

[www.pbkennelclub.com](http://www.pbkennelclub.com)

**Mailing/Street Address**

1111 North Congress Avenue, West Palm Beach, Florida 33409-6317

**Telephone**

561.683.2222

**Fax**

561.684.5565

**Meet Period**

10/01/2011 to 06/30/2012

**Racing Results**

Performances 350  
Racing Days 271  
Paid Attendance 64,591  
Total Admission Tax \$2,517

**Purses Paid**

Pari-Mutuel Operations \$3,036,718  
Cardroom Operations \$388,448  
Total Purses Paid \$3,425,166

**Penn Sanford, LLC, d/b/a Sanford-Orlando Kennel Club**

Seminole County

See SOKC, LLC's contact information for detail.**Meet Period** 07/01/2011 to 01/07/2012**Racing Results**

Performances	156
Racing Days	104
Paid Attendance	0
Total Admission Tax	0

**Purses Paid**

Pari-Mutuel Operations	\$688,949
Total Purses Paid	\$688,949

**Pensacola Greyhound Racing, LLP**

Escambia County

**Website**[www.pensacolagreyhoundtrack.com](http://www.pensacolagreyhoundtrack.com)**Mailing Address**

Post Office Box 12824, Pensacola, Florida 32591-2824

**Street Address**

951 Dog Track Road, Pensacola, Florida 32506-8236

**Telephone**

850.455.8595

**Fax**

850.453.8883

**Meet Period**

07/01/2011 to 06/30/2012

**Racing Results**

Performances	158
Racing Days	151
Paid Attendance	0
Total Admission Tax	\$0

**Purses Paid**

Pari-Mutuel Operations	\$692,638
Cardroom Operations	\$178,651
Total Purses Paid	\$871,289

**SOKC, LLC, d/b/a Sanford-Orlando Kennel Club**

Seminole County

**Website**[www.sanfordorlandokc.com](http://www.sanfordorlandokc.com)**Mailing/Street Address**

301 Dog Track Road, Longwood, Florida 32750-0280

**Meet Period**

01/09/2012 to 06/30/2012

**Telephone**

407.831.1600

**Fax**

407.831.3997

**Racing Results**

Performances	150
Racing Days	100
Paid Attendance	0
Total Admission Tax	\$0

**Purses Paid**

Pari-Mutuel Operations	\$723,113
Total Purses Paid	\$723,113

**Sarasota Kennel Club, Inc.**

Sarasota County

**Website**[www.sarasotakennelclub.com](http://www.sarasotakennelclub.com)**Mailing/Street Address**

5400 Bradenton Road, Sarasota, Florida 34234-2999

**Meet Period**

11/25/2011 to 05/05/2012

**Telephone**

941.355.7744

**Fax**

941.351.2207

**Racing Results**

Performances	189
Racing Days	139
Paid Attendance	84,198
Total Admission Tax	\$1,962

**Purses Paid**

Pari-Mutuel Operations	\$668,337
Cardroom Operations	\$210,764
Total Purses Paid	\$879,101

**St. Johns Greyhound Park (Bayard Raceways, Inc.)**

Jacksonville Greyhound Racing, Inc.

St. Johns County

**Website**[www.jaxkennel.com](http://www.jaxkennel.com)**Mailing Address**

Post Office Box 959, Orange Park, Florida 32067-0959

**Street Address**

6322 Racetrack Road, Jacksonville, Florida 32259-3107

**Telephone**

904.646.0001

**Fax**

904.646.0420

**Meet Period**

12/12/2011 to 05/27/2012 at Orange Park

**Racing Results**

Performances	190
Racing Days	142
Paid Attendance	0
Total Admission Tax	\$0

**Purses Paid**

Pari-Mutuel Operations	\$1,406,149
Cardroom Operations	\$377,334
Total Purses Paid	\$1,783,483

**Tampa Greyhound Track**

Associated Outdoor Clubs, Inc.

Hillsborough County

**Website**[www.luckyscards.com](http://www.luckyscards.com)**Mailing Address**

Post Office Box 8096, Tampa, Florida 33674-8096

**Street Address**

8300 North Nebraska Avenue, Tampa, Florida 33604-3107

**Telephone**

813.932.4313

**Fax**

813.932.5048

**Meet Period**

07/01/2011 to 12/31/2011 at Derby Lane

**Racing Results**

Performances	210
Racing Days	157
Paid Attendance	0
Total Admission Tax	\$0

**Purses Paid**

Pari-Mutuel Operations	\$1,697,750
Cardroom Operations	\$275,143
Total Purses Paid	\$1,972,893

**West Volusia Racing, Inc.**

Volusia County

See Daytona Beach Kennel Club's contact information for detail.**Meet Period** 11/07/2011 to 03/31/2012 at Daytona Beach Kennel Club**Racing Results**

Performances	155
Racing Days	114
Paid Attendance	0
Total Admission Tax	\$0

**Purses Paid**

Pari-Mutuel Operations	\$485,076
Cardroom Operations	\$176,634
Total Purses Paid	\$661,710





## JAI ALAI FRONTON ASSOCIATIONS



Florida was the first state in the nation to conduct jai alai performances, with the first fronton being built in 1926. There are eight jai alai permitholders operating at six frontons throughout Florida. In fact, Florida is now the only state where live jai alai games are conducted. A total of 803 performances, including charity and scholarship performances, were conducted during this past fiscal year, a decrease of seven percent from the previous fiscal year.

During Fiscal Year 2011/2012, handle wagered on live jai alai performances decreased by four percent. Intertrack handle wagered on broadcasts of live Florida jai alai performances decreased by 12 percent. There are no longer any other states that conduct jai alai; therefore, there was no simulcast or intertrack simulcast handle. Total handle declined by eight percent for the Florida jai alai industry.

Total jai alai revenue to the state decreased by 18 percent during Fiscal Year 2011/2012. The jai alai industry accounted for approximately 3.2 percent of Florida's total revenue and 3.4 percent of total handle from pari-mutuel performances. Permitholders reported paying a total of \$5,079,995 in players' awards. For more detail on players' awards paid, please refer to the following information by permitholder.

Total paid attendance increased by 100 percent from the prior year. The division reports only paid attendance and does not include free admissions or complimentary passes in its data.

Total Performances	803	Total Paid Attendance	9,068
Total Gaming Days	644	Total Admission Tax	\$0

<b>Dania Jai Alai</b>			
A Division of the Aragon Group A Boyd Gaming Company Broward County			
<b>Website</b>	<a href="http://www.dania-jai-alai.com">www.dania-jai-alai.com</a>	<b>Telephone</b>	954.927.2841
<b>Mailing/Street Address</b>	301 East Dania Beach Boulevard, Dania Beach, Florida 33004-3016	<b>Fax</b>	954.925.7529
<b>Meet Period</b>	12/01/2011 to 06/30/2012		
<b>Gaming Results</b>			
Performances	213	Paid Attendance	0
Live Operating Days	153	Total Admission Tax	\$0
Players' Awards Paid	\$1,164,430		
<b>Ft. Pierce Jai Alai</b>			
Florida Gaming Centers, Inc. St. Lucie County			
<b>Website</b>	<a href="http://www.fla-gaming.com">www.fla-gaming.com</a>	<b>Telephone</b>	772.464.7500
<b>Mailing/Street Address</b>	1750 South Kings Highway, Ft. Pierce, Florida 34945-3099	<b>Fax</b>	772.464.0099
<b>Meet Period</b>	03/02/2012 to 04/28/2012		
<b>Miscellaneous Revenue to State</b>	\$47,978	(See Section 550.9511(4), Florida Statutes, for detail.)	
<b>Gaming Results</b>			
Performances	42	Paid Attendance	0
Live Operating Days	25	Total Admission Tax	\$0
Players' Awards Paid	\$246,000		
<b>Hamilton Jai Alai and Poker</b>			
Richmond Entertainment, Inc. Hamilton County			
<b>Website</b>	<a href="http://www.hamiltondownsjaijai.com">www.hamiltondownsjaijai.com</a>	<b>Telephone</b>	386.638.0011
<b>Mailing/Street Address</b>	6968 US Highway 129 South, Jasper, Florida 32052-6774	<b>Fax</b>	386.638.0033
<b>Meet Period</b>	03/05/2012 to 03/14/2012		
<b>Miscellaneous Revenue to State</b>	\$32,000	(See Section 550.9511(4), Florida Statutes, for detail.)	
<b>Gaming Results</b>			
Performances	24	Paid Attendance	0
Live Operating Days	8	Total Admission Tax	\$0
Players' Awards Paid	\$23,896		



**Miami Jai Alai**Florida Gaming Centers, Inc.  
Dade County**Website** [www.fla-gaming.com](http://www.fla-gaming.com)**Mailing/Street Address** 3500 N.W. 37th Avenue, Miami, Florida 33142-4923**Telephone** 305.633.6400**Fax** 305.634.7013**Meet Period** 11/02/2011 to 05/31/2012**Gaming Results**

Performances	178	Paid Attendance	0
Live Operating Days	178	Total Admission Tax	\$0
Players' Awards Paid	\$1,654,000		

**Ocala Poker and Jai Alai**Second Chance Jai Alai, LLC  
Marion County**Website** [www.ocalapoker.com](http://www.ocalapoker.com)**Mailing Address** Post Office Box 580, Orange Lake, Florida 32681**Street Address** 4601 N.W. Highway 318, Reddick, Florida 32686**Telephone** 352.591.2345**Fax** 352.591.3402**Meet Period** 02/01/2012 to 02/29/2012**Miscellaneous Revenue to State** \$22,000 (See Section 550.9511(4), Florida Statutes, for detail.)**Gaming Results**

Performances	41	Paid Attendance	0
Live Operating Days	21	Total Admission Tax	\$0
Players' Awards Paid	\$150,077		

**Orlando Jai Alai**RB Jai Alai, LLC  
Seminole County**Website** [www.orlandojaijai.com](http://www.orlandojaijai.com)**Mailing/Street Address** 6405 South Highway 17-92, Fern Park, Florida 32730-2057**Telephone** 407.339.6221**Meet Period** 01/06/2012 to 06/30/2012**Fax** 407.831.4689**Miscellaneous Revenue to State** \$66,800 (See Section 550.9511(4), Florida Statutes, for detail.)**Gaming Results**

Performances	81	Paid Attendance	9,068
Live Operating Days	70	Total Admission Tax	\$0
Players' Awards Paid	\$207,268		

**Summer Jai Alai**

Dade County

**See Miami Jai Alai's contact information for detail.****Meet Period** 07/01/2011 to 08/28/2011, 10/01/2011 to 10/31/2011, and 06/01/2012 to 06/29/2012**Gaming Results**

Performances	103	Paid Attendance	0
Live Operating Days	103	Total Admission Tax	\$0
Players' Awards Paid	\$829,000		

**Summersport Enterprises, LLC**A Boyd Gaming Company  
Broward County**See Dania Jai Alai's contact information for detail.****Meet Period** 07/01/2011 to 11/30/2011**Gaming Results**

Performances	121	Paid Attendance	0
Live Operating Days	86	Total Admission Tax	\$0
Players' Awards Paid	\$805,324		



# THOROUGHBRED ASSOCIATIONS



Florida continues to be a premier thoroughbred racing state with four permitholders operating at three tracks located in Central and South Florida. A total of 327 regular performances, including charity and scholarship performances, were conducted during this past fiscal year, an increase of one percent from the previous fiscal year.

During Fiscal Year 2011/2012, handle on live thoroughbred performances decreased one percent and handle from intertrack wagering increased one percent. Simulcast handle wagered on broadcasts of performances from outside the state decreased by seven percent while intertrack simulcast handle increased by one percent. Overall, total handle declined by approximately one percent for the Florida thoroughbred industry.

Total thoroughbred revenue to the state during Fiscal Year 2011/2012, decreased by approximately three percent from the prior year. The thoroughbred industry accounted for approximately 56.4 percent of Florida's total revenue and 60.6 percent of total handle from pari-mutuel performances. Permitholders reported paying a total of \$81,122,005 in purses. For more detail on purses paid, please refer to the following information by permitholder.

Total paid attendance decreased by four percent from the prior year. The division reports only paid attendance, and does not include free admissions or complimentary passes in its data.

Total Performances	327	Total Paid Attendance	97,738
Total Racing Days	327	Total Admission Tax	\$24,435

<b>Calder Race Course, Inc.</b>			
Churchill Downs, Inc. Dade County			
<b>Website</b>	<a href="http://www.calderracecourse.com">www.calderracecourse.com</a>		
<b>Mailing Address</b>	Post Office Box 1808, Miami Gardens, Florida 33055-0808	<b>Telephone</b>	305.625.1311 (Dade)
<b>Street Address</b>	2101 N.W. 27th Avenue, Miami Gardens, Florida 33056-1461	<b>Fax</b>	954.523.4324 (Broward)
<b>Meet Period</b>	07/01/2011 to 09/30/2011 and 04/09/2012 to 06/30/2012		305.625.2505
<b>Racing Results</b>		<b>Purses Paid</b>	
Performances	103	Pari-Mutuel Operations	\$15,699,752
Racing Days	103	Cardroom Operations	\$296,864
Paid Attendance	0	Slot Operations	\$6,592,849
Total Admission Tax	\$0	Total Purses Paid	\$22,589,465
<b>Gulfstream Park Racing Association, Inc.</b>			
Stronach Group Broward County			
<b>Website</b>	<a href="http://www.gulfstreampark.com">www.gulfstreampark.com</a>		
<b>Mailing/Street Address</b>	901 South Federal Highway, Hallandale Beach, Florida 33009-7124	<b>Telephone</b>	954.454.7000
<b>Meet Period</b>	12/03/2011 to 04/08/2012	<b>Fax</b>	954.457.6913
<b>Racing Results</b>		<b>Purses Paid</b>	
Performances	87	Pari-Mutuel Operations	\$27,155,251
Racing Days	87	Cardroom Operations	\$805,885
Paid Attendance	0	Slot Operations	\$7,773,463
Total Admission Tax	\$0	Total Purses Paid	\$35,734,599
<b>Tampa Bay Downs, Inc.</b>			
Hillsborough County			
<b>Website</b>	<a href="http://www.tampabaydowns.com">www.tampabaydowns.com</a>		
<b>Mailing Address</b>	Post Office Box 2007, Oldsmar, Florida 34677-7007	<b>Telephone</b>	813.855.4401
<b>Street Address</b>	11225 Race Track Road, Tampa, Florida 33626-3122	<b>Fax</b>	813.261.1961
<b>Meet Period</b>	12/03/2011 to 05/06/2012		
<b>Racing Results</b>		<b>Purses Paid</b>	
Performances	92	Pari-Mutuel Operations	\$13,803,972
Racing Days	92	Cardroom Operations	\$1,128,978
Paid Attendance	97,738	Total Purses Paid	\$14,932,950
Total Admission Tax	\$24,435		
<b>Tropical Park, Inc.</b>			
Churchill Downs, Inc. Dade County			
<b>See Calder's contact information for detail.</b>			
<b>Meet Period</b>	10/01/2011 to 12/02/2011		
<b>Racing Results</b>		<b>Purses Paid</b>	
Performances	45	Pari-Mutuel Operations	\$5,533,798
Racing Days	45	Cardroom Operations	\$162,434
Paid Attendance	0	Slot Operations	\$2,168,759
Total Admission Tax	\$0	Total Purses Paid	\$7,864,991



# QUARTER HORSE RACING ASSOCIATION



There are three permitholders conducting quarter horse racing performances in the State of Florida. In Fiscal Year 2011/2012, a total of 76 performances were conducted.

During Fiscal Year 2011/2012, handle wagered on live quarter horse performances increased by 57 percent. Intertrack handle wagered on broadcasts of performances increased by 67 percent. Simulcast handle wagered on broadcasts of performances from outside the state decreased by 100 percent while intertrack simulcast handle increased by 11 percent. Overall, total handle increased by 49 percent for the Florida quarter horse industry.

Total quarter horse revenue to the state during Fiscal Year 2011/2012 increased by 171 percent. The quarter horse industry accounted for approximately one percent of Florida's total revenue and 0.2 percent of total handle from pari-mutuel performances. Permitholders reported paying a total of \$4,055,567 in purses. For more detail on purses paid, please refer to the following information by permitholder.

The division reports only paid attendance and does not include free admissions or complimentary passes in its data.

Total Performances	76	Total Paid Attendance	0
Total Racing Days	57	Total Admission Tax	\$0

<b>Gretna Racing, LLC</b>			
Gadsden			
<b>Website</b>	<a href="http://www.creekeentertainment.com">www.creekeentertainment.com</a>	<b>Telephone</b>	850.875.6934
<b>Mailing Address</b>	Post Office Box 70, Gretna, Florida 32332	<b>Fax</b>	850.875.6937
<b>Street Address</b>	501 Racetrack Drive, Gretna, Florida 32332		
<b>Meet Period</b>	12/01/2011 to 01/16/2012 and 06/30/2012		
<b>Racing Results</b>		<b>Purses Paid</b>	
Performances	42	Pari-Mutuel Operations	\$138,703
Racing Days	23	Cardroom Operations	\$63,950
Paid Attendance	0	Total Purses Paid	\$202,653
Total Admission Tax	\$0		
<b>Gulfstream Park Thoroughbred After Racing Program, Inc.</b>			
Stronach Group Broward			
<b>Website</b>	<a href="http://www.gulfstreampark.com">www.gulfstreampark.com</a>	<b>Telephone</b>	954.454.7000
<b>Mailing/Street Address</b>	901 South Federal Highway, Hallandale Beach, Florida 33009-7124	<b>Fax</b>	954.457.6913
<b>Meet Period</b>	12/31/2011 and 04/08/2012		
<b>Racing Results</b>		<b>Purses Paid</b>	
Performances	2	Pari-Mutuel Operations	\$12,914
Racing Days	2	Total Purses Paid	\$12,914
Paid Attendance	0		
Total Admission Tax	\$0		
<b>Hialeah Park</b>			
South Florida Racing Association, LLC Dade			
<b>Website</b>	<a href="http://www.hialeahparkracing.com">www.hialeahparkracing.com</a>	<b>Telephone</b>	305.885.8000
<b>Mailing Address</b>	Post Office Box 158, Hialeah, Florida 33011	<b>Fax</b>	305.887.8006
<b>Street Address</b>	2200 East 4th Avenue, Hialeah, Florida 33010		
<b>Meet Period</b>	12/10/2011 to 02/19/2012		
<b>Racing Results</b>		<b>Purses Paid</b>	
Performances	32	Pari-Mutuel Operations	\$3,840,000
Racing Days	32	Total Purses Paid	\$3,840,000
Paid Attendance	0		
Total Admission Tax	\$0		



## HARNESS ASSOCIATIONS



Pompano Park is the only permitholder conducting harness horse racing performances in the State of Florida. A total of 138 performances, including charity and scholarship performances, were conducted during this past fiscal year, a decrease of one percent from the previous fiscal year.


During Fiscal Year 2011/2012, handle wagered on live harness performances decreased by one percent. Intertrack handle wagered on broadcasts of live Florida harness performances decreased by six percent. Simulcast handle wagered on broadcasts of performances from outside the state decreased by four percent while intertrack simulcast handle decreased by two percent. Overall, total handle decreased by three percent for the Florida harness industry.

Total revenue to the state during Fiscal Year 2011/2012, decreased by two percent from the prior year. The harness industry accounted for approximately 7.5 percent of Florida's total revenue and 5.5 percent of total handle from pari-mutuel performances. Pompano Park reported paying \$7,370,992 in purses. For more detail on purses paid, please refer to the information below.

The division reports only paid attendance and does not include free admissions or complimentary passes in its data.

Total Performances	138	Total Paid Attendance	0
Total Racing Days	138	Total Admission Tax	\$0

<b>Isle Casino and Racing at Pompano Park</b>			
PPI, Inc. Broward County			
<b>Website</b>	<a href="http://pompano-park.isleofcapricasinos.com">pompano-park.isleofcapricasinos.com</a>	<b>Telephone</b>	954.972.2000
<b>Mailing/Street Address</b>	1800 S.W. Third Street, Pompano Beach, Florida 33069-3106	<b>Fax</b>	954.978.0337
<b>Meet Period</b>	07/02/2011 to 07/30/2011 and 09/21/2011 to 06/30/2012		
<b>Racing Results</b>		<b>Purses Paid</b>	
Performances	138	Pari-Mutuel Operations	\$2,461,331
Racing Days	138	Cardroom Operations	\$2,318,162
Paid Attendance	0	Slot Operations	\$2,591,499
Total Admission Tax	\$0	Total Purses Paid	\$7,370,992



## SUMMARY

## PARI-MUTUEL INDUSTRY

During Fiscal Year 2011/2012, the total handle wagered for all industries exceeded \$876 million, a decrease of one percent from the prior fiscal year. Total pari-mutuel performances, including charity and scholarship performances, conducted during Fiscal Year 2011/2012 decreased by one percent from the previous fiscal year.

The state realized revenue from performances of approximately \$11.7 million, an increase of one percent from the prior fiscal year. Of the \$11.7 million collected, greyhound permitholders accounted for 31.9 percent, thoroughbreds for 56.4 percent, harness for 7.5 percent, jai alai for 3.2 percent, and quarter horse for one percent.

Total paid attendance decreased eight percent from the prior year. The division reports only paid attendance and does not include free admission or complimentary passes in its data.



## HORSE RACING

### Promotional Programs for Florida-Bred Horses \*

Florida breeder promotions and award programs are administered by private breeders' and owners' associations organized to promote ownership and breeding of race horses in the State of Florida. Each association conducts its own campaign to enhance the horse breeding industry in the state and provides breeders' and owners' awards of up to 20 percent of announced gross purses. The Florida Standardbred Breeders' and Owners' Association is funded by the breaks and uncashed tickets from live performances and one percent of the intertrack handle. The Quarter Horse Breeders' Association is funded by the breaks and the uncashed tickets from live races and one percent of the live and intertrack handle. The Florida Thoroughbred Breeders' and Owners' Association awards program is funded by 0.955 percent of the live, simulcast and intertrack handle, as well as 3.475 percent of the gross revenue from out-of-state wagers on Florida races.

To date, the Florida thoroughbred breeding industry has produced 50 national champions. Florida also produced "Affirmed," still the last horse to have swept the Triple Crown (1978). Ocala/Marion County, Florida, is home to some of the leading breeding farms in the country. The industry boasts 19 classic wins (Kentucky Derby, Preakness Stakes and Belmont Stakes), 24 Breeders' Cup Day champions and six horses of the year.

The Florida Thoroughbred Breeders' and Owners' Association (FTBOA) funds the Florida-bred Stakes Program, which is implemented at Florida's Thoroughbred racetracks. Through a percentage of pari-mutuel handle, Florida Thoroughbred permitholders contributed \$8,368,727 to the FTBOA during Fiscal Year 2011/2012. The FTBOA paid out \$5,415,238 in Breeders' Awards and \$1,758,702 through the Florida-bred Stakes Program. The Florida-bred Stakes Program includes "The Sunshine Millions" at Gulfstream Park, "The Florida Million" at Calder Race Course/Tropical Park, "Florida Cup Day" at Tampa Bay Downs and additional funds for supplements to Florida-bred Preferred Stakes Races during the Calder/Tropical and Tampa Bay Downs' meets.

The Florida Standardbred Breeders and Owners Association, a non-profit organization and the only organized representative of Standardbred horsemen in the State of Florida, is the designated association for the allocation and distribution of funds for Florida-bred racing. Promotional activities include providing breeder and stallion awards for eligible Florida-bred horses during Pompano Park's 2011/2012 meet as well as awards for Florida Breeders' Stake races. A series of races and awards were also provided for two and three-year-old standardbreds to prepare for the winter meet at Pompano Park. The total amount of funds collected and distributed to the Florida Standardbred horsemen throughout the year exceeded \$550,000.

*\* Note: This promotional program information is provided by respective Breeders' and Owners' Associations.*

**UNIVERSITY OF FLORIDA  
COLLEGE OF VETERINARY MEDICINE RACING LABORATORY**

The Racing Laboratory at the College of Veterinary Medicine at the University of Florida is an International Organization for Standardization ISO 17025 accredited laboratory that employs various procedures to detect and identify prohibited drugs, medications, stimulants, depressants, hypnotics, local anesthetics or drug-masking agents in the blood, urine or other bodily fluids of racing horses and greyhounds.

During Fiscal Year 2011/2012, the laboratory received and processed 86,225 samples and performed 398,110 analyses. The vigilant monitoring of samples by the laboratory serves to deter the use of prohibited drugs in racing animals in Florida.

	Horse Urine/Blood	Greyhound Urine <sup>1</sup>	Investigative
<b>Samples Received</b>	16,942	69,264	19
<b>Samples Analyzed</b>	16,867	48,741	13
<b>Number of Analyses</b>	103,419	294,658	33
<b>Positives</b>	263	60	N/A

<sup>1</sup> Volume Not Sufficient For Testing 20,523 (29.6% of total number of samples received)

<b>DRUG POSITIVES FOR FISCAL YEAR 2011/2012</b>		
<i>Types of Positives (ARCI Drug Class)</i>	<i>Horse</i>	<i>Greyhound</i>
Acepromazine Metabolite (3)	4	0
Benzoyllecgonine (1)	0	2
Boldenone (3)	4	0
Boldenone (3)/Phenylbutazone (4)	3	0
Carbazochrome (n/a)	2	0
Carprofen (4)	0	3
Clenbuterol (3)	9	1
Clenbuterol (3)/Phenylbutazone (4)	4	0
Dimethyl Sulfoxide (5)	5	0
Firocoxib (4)	2	0
Flunixin (4)	17	24
Flunixin (4)/Phenylbutazone (4)	2	0
Fluphenazine (2)	1	0
Glycopyrrolate (3)	2	0
Methocarbamol (4)/ Guaifenesin (4)	1	0
Monoethylglycinexylidide (2)/ 3 and 4 Hydroxylicocaine (2)	0	1
Morphine (1)/ Oxymorphone (1)	1	0
Nandrolone (3)	1	0
Naproxen (4)	3	0
Oxyphenbutazone (4)	0	1
Oxymorphone (1)	1	1
Oxymorphone (1)/Oxycodone (1)	0	2
Phenylbutazone (4)/Oxyphenbutazone (4)	192	2
Procaine (3)	0	22
Pyrilamine (3) reported as O-Desmethylpyrilamine	2	0
Strychnine (1)	1	0
Testosterone (4)	2	0
Testosterone (4)/Nandrolone (4)	1	0
Testosterone (4)/Nandrolone (4)/Phenylbutazone (4)	1	0
Theobromine (4)	0	1
Torseamide (3)	1	0
Xylazine (3)	1	0
<b>TOTALS</b>	<b>263</b>	<b>60</b>

- Class (1): Stimulant and depressant drugs that have the highest potential to affect performance and that have no generally accepted medical use in the racing horse.
- Class (2): Drugs that have a high potential to affect performance, but less of a potential than drugs in Class 1.
- Class (3): Drugs that may or may not have generally accepted medical use in the racing horse, but the pharmacology of which suggests less potential to affect performance than drugs in Class 2.
- Class (4): This class includes therapeutic medications that would be expected to have less potential to affect performance than those in Class 3.
- Class (5): This class includes therapeutic medications for which concentration limits have been established by the racing jurisdictions as well as certain miscellaneous agents such as dimethylsulfoxide (DMSO) and other medications as determined by the regulatory bodies.

# FINANCIAL STATEMENTS

**DIVISION OF PARI-MUTUEL WAGERING  
SUMMARY OF STATE REVENUE FROM PARI-MUTUEL, CARDROOM,  
AND SLOT ACTIVITIES  
FISCAL YEAR 2011/2012**

<b>State Revenue From Regular Performances</b>	
Tax on Attendance	\$ 35,488
Daily License Fees	2,398,848
Tax on Handle	9,325,060
<b>State Revenue From Pari-Mutuel Performances</b>	<u>\$ 11,759,396</u>
<b>Other State Revenue</b>	
Occupational Licenses	\$ 695,236
Fingerprint Fees	251,233
Escheated Tickets From Greyhound and Jai Alai <sup>(1)</sup>	1,033,874
Racing Scholarship Funds <sup>(1)</sup>	2,048
PMW Trust Fund - Drug Fines	33,075
Miscellaneous Revenue	3,386
General Revenue Fund - Other Fines	24,475
<b>Other State Revenue</b>	<u>\$ 2,043,327</u>
<b>Total Pari-Mutuel State Revenue</b>	<u>\$ 13,802,723</u>
<b>State Revenue From Cardrooms</b>	
Table Fees	\$ 934,000
Gross Receipts <sup>(2)</sup>	13,145,476
Occupational Licenses	258,311
<b>Total State Revenue From Cardrooms</b>	<u>\$ 14,337,787</u>
<b>State Revenue From Slots</b>	
Compulsive/Addictive Gambling Fee	\$ 1,500,000 <sup>(4)</sup>
Facility License Fee	12,000,000 <sup>(4)</sup>
Slot Taxes <sup>(3)</sup>	143,962,922
Fingerprint Fees	29,872
Occupational Licenses	324,907
Miscellaneous Revenue	216,110
Miscellaneous Fines	3,400
<b>Total State Revenue From Slots</b>	<u>\$ 158,037,211</u>
<b>Total State Revenue Generated</b>	<u>\$ 186,177,721</u>

<sup>(1)</sup> Escheated tickets from greyhound racing and jai alai gaming; and Racing Scholarship Funds are distributed to the Department of Education.

<sup>(2)</sup> One-half of cardroom gross receipts is deposited into General Revenue.

<sup>(3)</sup> Slot taxes are distributed to the Department of Education.

<sup>(4)</sup> Both amounts include payments from: Gulfstream Park Racing and Casino, Mardi Gras Racetrack and Gaming Center, Isle Casino and Racing at Pompano Park, Flagler Dog Track and Magic City Casino, Miami Jai Alai, and South Florida Racing Association (Hialeah Park). Payment for both fees from Calder Casino and Race Course was received June 2011, and reflected in the Division's 80th Annual Report for Fiscal Year 2010/2011.



**DEPARTMENT OF BUSINESS & PROFESSIONAL REGULATION**  
**DIVISION OF PARI-MUTUEL WAGERING**  
**BALANCE SHEET**  
**SPECIAL REVENUE FUND**  
**FOR FISCAL YEAR ENDED JUNE 30, 2012**

	<u>2012</u>	<u>2011</u>
<b>ASSETS</b>		
Cash with State Treasurer	\$ 913,856	\$ 3,441,822
Investments at cost	4,070,808.04	3,481,389
Accounts receivable	149,918.50	44,300
Taxes receivable	3,145,363.05	1,757,582
Allowance for uncollectibles	(2,770.50)	(2,238)
Interest receivable	15,965.15	24,236
Due from state funds		31
	<u>                    </u>	<u>                    </u>
<b>TOTAL ASSETS</b>	<b>\$ 8,293,140</b>	<b>\$ 8,747,123</b>
	<u>                    </u>	<u>                    </u>
<b>LIABILITIES &amp; FUND EQUITY</b>		
Liabilities:		
Accounts payable	\$ 94,421	\$ 90,435
Accrued salaries	184,678	149,749
Due to other funds		146
Due to other state agencies	48,658	110,887
Due to general revenue	724,014	897,869
Compensated absences	8,182	982
	<u>                    </u>	<u>                    </u>
Total Liabilities	<u>1,059,953</u>	<u>1,250,067</u>
<b>Fund Equity</b>		
Unreserved	<u>7,233,187</u>	<u>7,233,187</u>
Total Fund Equity	<u>7,233,187</u>	<u>7,233,187</u>
	<u>                    </u>	<u>                    </u>
<b>TOTAL LIABILITIES &amp; FUND EQUITY</b>	<b>\$ 8,293,140</b>	<b>\$ 8,483,254</b>
	<u>                    </u>	<u>                    </u>

The financial statements and notes are for informational purposes only.

**DEPARTMENT OF BUSINESS AND PROFESSIONAL REGULATION**  
**DIVISION OF PARI-MUTUEL WAGERING**  
**STATEMENT OF REVENUES, EXPENDITURES & CHANGES IN FUND BALANCE - BUDGET & ACTUAL**  
**SPECIAL REVENUE FUND**  
**FOR FISCAL YEAR ENDED JUNE 30, 2012**

	<u>FINAL BUDGET</u>	<u>2012 ACTUAL</u>	<u>VARIANCE</u>	<u>2011 ACTUAL</u>
<b>REVENUES:</b>				
Fees, Charges, Commissions and Sales	\$ 19,491,385.00	\$ 17,473,000.55	\$ (2,018,384.45)	\$ 25,223,991.21
Licenses and Permits	802,085.00	956,447.83	154,362.83	695,509.17
Taxes	201,082,487.00	159,950,625.42	(41,131,861.58)	139,768,472.28
Fines, Forfeits, Judgments and Settlements	104,406.00	40,595.41	(63,810.59)	98,495.00
Interest and Dividends, Net	96,421.00	171,375.68	74,954.68	253,239.14
Refunds	250,000.00	334,060.39	84,060.39	155,431.47
Miscellaneous Receipts	96,720.00	103,185.61	6,465.61	-
<b>Total Revenues</b>	<u>221,923,504.00</u>	<u>179,029,290.89</u>	<u>(42,894,213.11)</u>	<u>166,195,138.27</u>
<b>EXPENDITURES</b>				
<b>CURRENT OPERATING</b>				
Salaries	6,601,400.00	6,019,164.68	582,235.32	6,043,131.02
Other Personal Services	1,624,166.00	1,247,540.46	376,625.54	1,153,445.33
Other Operating Expenditures	969,986.00	717,719.91	252,266.09	729,693.38
Operation of Motor Vehicles	83,743.00	71,777.65	11,965.35	59,348.29
Risk Management	132,067.00	132,067.00	-	87,061.00
State Attorney-Slots	169,010.00	169,010.00	-	184,611.00
PMW Lab Services	2,266,000.00	2,266,000.00	-	2,266,000.00
PMW Compliance System	296,476.00	225,863.00	70,613.00	246,396.00
Tr/DMS/HR SVCS/STW Contract	60,102.00	59,815.15	286.85	55,027.00
Cardroom Tax Distribution	1,800,000.00	1,564,240.20	235,759.80	1,309,993.08
Other Contracted Services	136,317.00	112,521.95	23,795.05	115,270.99
Compulsive Gambling Prevention	264,700.00	264,700.00	-	690,000.00
Racing Animal Med Research	100,000.00	91,597.75	8,402.25	
<b>OPERATING CAPITAL OUTLAY</b>	23,895.00	4,173.75	19,721.25	3,703.60
Acquisition of Motor Vehicles	24,802.00	17,750.00	7,052.00	28,316.00
Assessment for Fingerprinting	460,400.00	323,536.25	136,863.75	291,242.75
Service Charge to General Revenue	3,200,000.00	2,762,338.28	437,661.72	3,370,164.53
Refunds	110,000.00	12,351.82	97,648.18	65,306.75
Transfer to FDLE Slots Investigation	228,955.00	95,900.82	133,054.18	432,000.00
Transfers to Other Funds	151,493,364.00	144,160,098.66	7,333,265.34	123,748,831.28
Transfers to General Revenue	32,474,992.00	18,974,992.00	13,500,000.00	24,600,000.00
<b>Total Expenditures</b>	<u>202,520,375.00</u>	<u>179,293,159.33</u>	<u>23,227,215.67</u>	<u>165,479,542.00</u>
<b>Excess (Deficiency) of Revenues Over (Under) Expenditures</b>	<u>19,403,129.00</u>	<u>(263,868.44)</u>	<u>(66,121,428.78)</u>	<u>715,596.27</u>
<b>FUND BALANCE JULY 1, 2011</b>	7,497,055.25	7,497,055.25	7,497,055.25	6,781,458.98
<b>FUND BALANCE JUNE 30, 2012</b>	<u>\$ 26,900,184.25</u>	<u>\$ 7,233,186.81</u>	<u>\$ (58,624,373.53)</u>	<u>\$ 7,497,055.25</u>
	(1)	(1)		

(1) Does not include budget of \$ 35,000,000 for category 190000 Investments. Actual expenditures for category 190000 were closed into the investment account.

The financial statements and notes are for informational purposes only.

**CARDROOM, PARI-MUTUEL, AND  
SLOT STATUTE MATRIX**

STATUTE TOPIC	GREYHOUND	JAI ALAI	THOROUGHBRED	HARNESS	QUARTER HORSE
<b>FEES</b>					
<b>Daily License Fees On Live / On-track Handle</b>	\$80 per race. <a href="#">550.0951(1)(a)</a>	\$40 per game. <a href="#">550.0951(1)(a)</a>	\$100 per race. <a href="#">550.0951(1)(a)</a>	\$100 per race. <a href="#">550.0951(1)(a)</a>	\$100 per race. <a href="#">550.0951(1)(a)</a>
<b>Daily License Fees On Simulcast Handle</b>	\$80 per race, but not to exceed \$500 per day. <a href="#">550.0951(1)(a)</a>	\$40 per game, but not to exceed \$500 per day. <a href="#">550.0951(1)(a)</a>	\$100 per race, but not to exceed \$500 per day. <a href="#">550.0951(1)(a)</a>	\$100 per race, but not to exceed \$500 per day. <a href="#">550.0951(1)(a)</a>	\$100 per race, but not to exceed \$500 per day. <a href="#">550.0951(1)(a)</a>
<b>Cardroom Table Fees</b>	Annual fee for each facility is \$1,000 for each table to be operated at the cardroom. <a href="#">849.086(5)(d)</a>	Annual fee for each facility is \$1,000 for each table to be operated at the cardroom. <a href="#">849.086(5)(d)</a>	Annual fee for each facility is \$1,000 for each table to be operated at the cardroom. <a href="#">849.086(5)(d)</a>	Annual fee for each facility is \$1,000 for each table to be operated at the cardroom. <a href="#">849.086(5)(d)</a>	Annual fee for each facility is \$1,000 for each table to be operated at the cardroom. <a href="#">849.086(5)(d)</a>
<b>TAXES</b>					
<b>Tax On Admissions</b>	<p>15% of admission charge, or 10 cents, whichever is greater, for entrance to facility and grandstand. <a href="#">550.0951(2)(a)</a></p> <p>No tax is imposed on free passes or complimentary cards. <a href="#">550.0951(2)(b) and (c)</a></p> <p>15% of admission charge, or 10 cents, whichever is greater, for entrance to the cardroom. This tax only applies if a separate admission fee is charged for entry into the cardroom facility. If a single admission fee is charged allowing entry to both or either the pari-mutuel facility and the cardroom facility, the tax is payable only once and shall be payable pursuant to Chapter 550. <a href="#">849.086(13)(b)</a></p>	<p>15% of admission charge, or 10 cents, whichever is greater, for entrance to facility and grandstand. <a href="#">550.0951(2)(a)</a></p> <p>No tax is imposed on free passes or complimentary cards. <a href="#">550.0951(2)(b) and (c)</a></p> <p>15% of admission charge, or 10 cents, whichever is greater, for entrance to the cardroom. This tax only applies if a separate admission fee is charged for entry into the cardroom facility. If a single admission fee is charged allowing entry to both or either the pari-mutuel facility and the cardroom facility, the tax is payable only once and shall be payable pursuant to Chapter 550. <a href="#">849.086(13)(b)</a></p>	<p>15% of admission charge, or 10 cents, whichever is greater, for entrance to facility and grandstand. <a href="#">550.0951(2)(a)</a></p> <p>No tax is imposed on free passes or complimentary cards. <a href="#">550.0951(2)(b) and (c)</a></p> <p>15% of admission charge, or 10 cents, whichever is greater, for entrance to the cardroom. This tax only applies if a separate admission fee is charged for entry into the cardroom facility. If a single admission fee is charged allowing entry to both or either the pari-mutuel facility and the cardroom facility, the tax is payable only once and shall be payable pursuant to Chapter 550. <a href="#">849.086(13)(b)</a></p>	<p>15% of admission charge, or 10 cents, whichever is greater, for entrance to facility and grandstand. <a href="#">550.0951(2)(a)</a></p> <p>No tax is imposed on free passes or complimentary cards. <a href="#">550.0951(2)(b) and (c)</a></p> <p>15% of admission charge, or 10 cents, whichever is greater, for entrance to the cardroom. This tax only applies if a separate admission fee is charged for entry into the cardroom facility. If a single admission fee is charged allowing entry to both or either the pari-mutuel facility and the cardroom facility, the tax is payable only once and shall be payable pursuant to Chapter 550. <a href="#">849.086(13)(b)</a></p>	<p>15% of admission charge, or 10 cents, whichever is greater, for entrance to facility and grandstand. <a href="#">550.0951(2)(a)</a></p> <p>No tax is imposed on free passes or complimentary cards. <a href="#">550.0951(2)(b) and (c)</a></p> <p>15% of admission charge, or 10 cents, whichever is greater, for entrance to the cardroom. This tax only applies if a separate admission fee is charged for entry into the cardroom facility. If a single admission fee is charged allowing entry to both or either the pari-mutuel facility and the cardroom facility, the tax is payable only once and shall be payable pursuant to Chapter 550. <a href="#">849.086(13)(b)</a></p>
<b>Tax On Cardroom Gross Receipts</b>	Each cardroom operator shall pay a tax to the state of 10% of the cardroom operation's monthly gross receipts. <a href="#">849.086(13)(a)</a>	Each cardroom operator shall pay a tax to the state of 10% of the cardroom operation's monthly gross receipts. <a href="#">849.086(13)(a)</a>	Each cardroom operator shall pay a tax to the state of 10% of the cardroom operation's monthly gross receipts. <a href="#">849.086(13)(a)</a>	Each cardroom operator shall pay a tax to the state of 10% of the cardroom operation's monthly gross receipts. <a href="#">849.086(13)(a)</a>	Each cardroom operator shall pay a tax to the state of 10% of the cardroom operation's monthly gross receipts. <a href="#">849.086(13)(a)</a>

This matrix represents a summary of 2011 Statutes. Please refer to the cite noted by statutory topic for specific language governing pari-mutuel wagering.

STATUTE TOPIC	GREYHOUND	JAI ALAI	THOROUGHBRED	HARNESS	QUARTER HORSE
<b>Tax On Live / On-track Handle</b>	5.5% of handle, except for charity performances which is 7.6% of handle. <u>550.0951(3)(b)1.</u>	Effective July 1, 2000, a permitholder may not be taxed at a higher rate than 2%. <u>550.0951(3)(d)</u>	0.5% of handle. <u>550.09515(2)(a)</u>	0.5% of handle. <u>550.09512(2)(a)</u>	1% of handle. <u>550.0951(3)(a)</u>
<b>Tax On Simulcast Handle</b>	Allows permitholders to receive greyhound races from out-of-state, and are subject to taxation under 550.0951 and 550.09511. <u>550.3551(4)</u>	Allows permitholders to receive jai alai games from out-of-state, and are subject to taxation under 550.0951 and 550.09511. <u>550.3551(4)</u>	Allows permitholders to receive horse races from out-of-state, and are subject to taxation under 550.0951, 550.09512, and 550.09515. <u>550.3551(3) through 550.3551(3)(c)</u>	Allows permitholders to receive horse races from out-of-state, and are subject to taxation under 550.0951, 550.09512, and 550.09515. <u>550.3551(3) through 550.3551(3)(c)</u>	Allows permitholders to receive horse races from out-of-state, and are subject to taxation under 550.0951, 550.09512, and 550.09515. <u>550.3551(3) through 550.3551(3)(c)</u>
<b>Tax On Intertrack and Intertrack Simulcast Handle</b>	5.5% of intertrack and intertrack simulcast handle; except for the intertrack handle from charity performances at a guest track within the market area of the host, the tax is 7.6%. <u>550.0951(3)(b)1 and 550.0951(3)(c)1</u>  0.5% of intertrack and intertrack simulcast handle, if the guest is located outside market area of host and within market area of thoroughbred track conducting a live meet. <u>550.0951(3)(c)1.</u>  3.9% of intertrack and intertrack simulcast handle, for permitholders located in an area of the state where there are only 3 greyhound permitholders, located in 3 contiguous counties. <u>550.0951(3)(c)2.</u>  3.9% of intertrack and intertrack simulcast handle, for greyhound permitholders located in the same market area specified in 550.615(9). <u>550.0951(3)(c)2.</u>	7.1% of intertrack and intertrack simulcast handle. <u>550.0951(3)(b)2. and 550.0951(3)(c)1.</u>  0.5% of intertrack and intertrack simulcast handle, if the guest is located outside market area of host and within market area of thoroughbred track conducting a live meet. <u>550.0951(3)(c)1.</u>  3.3% of intertrack and intertrack simulcast handle, if permitholder restricted from operating live on a year-round basis, and tax paid on intertrack handle exceeds that paid during 92/93 State Fiscal Year. <u>550.09511(3)(a)</u>  6.1% of intertrack and intertrack simulcast handle, for jai alai permitholders located in the market area as specified in 550.615(6) or (9), until the tax paid on intertrack handle in the current state fiscal year exceeds that paid during 92/93 State Fiscal Year, then tax on handle is 2.3%. <u>550.0951(3)(c)2.</u>	2% of intertrack handle. <u>550.0951(3)(c)1.</u>  2.4% of intertrack simulcast handle. <u>550.0951(3)(c)1. and 550.09515(5)</u>  0.5% of intertrack and intertrack simulcast handle, if host and guest are thoroughbred permitholders, or if the guest is located outside market area of host and within market area of thoroughbred track conducting a live meet. <u>550.0951(3)(c)1.</u>  0.5% of intertrack simulcast handle, if guest track is a thoroughbred track located more than 35 miles from host track. <u>550.09515(5)</u>	3.3% of intertrack handle. <u>550.0951(3)(c)1.</u>  1.5% of intertrack simulcast handle. <u>550.0951(3)(c)1.</u>  0.5% of intertrack and intertrack simulcast handle, if the guest is located outside market area of host and within market area of thoroughbred track conducting a live meet. <u>550.0951(3)(c)1.</u>	2% of intertrack handle. <u>550.0951(3)(c)1.</u>  2.4% of intertrack simulcast handle. <u>550.0951(3)(c)1. and 550.09515(5)</u>  0.5% of intertrack and intertrack simulcast handle, if the guest is located outside market area of host and within market area of thoroughbred track conducting a live meet. <u>550.0951(3)(c)1.</u>
<b>OUTS (ESCHEATS)</b>					
<b>Live / On-track Handle</b>	Paid to the state of Florida. <u>550.1645(2)</u>	Paid to the state of Florida. <u>550.1645(2)</u>	Retained by permitholder. <u>550.2633(3)</u>	Paid to Florida Standardbred Breeders' and Owners' Association (FSBOA). <u>550.26165(1) and 550.2633(2)(a)</u>	Paid to Florida Quarter Horse Breeders' and Owners Association (FQHBOA). <u>550.26165(1) and 550.2633(2)(b)</u>  Escheats from Arabian races are paid to Florida Arabian Horse Racing Promotion Account. <u>550.2633(2)(c)</u>

This matrix represents a summary of 2011 Statutes. Please refer to the cite noted by statutory topic for specific language governing pari-mutuel wagering.

STATUTE TOPIC	GREYHOUND	JAI ALAI	THOROUGHBRED	HARNESS	QUARTER HORSE
<b>TAX CREDITS &amp; EXEMPTIONS</b>					
<b>(excluding charity performances, unless otherwise noted)</b>	<p>Tax exemption of \$360,000 per state fiscal year, or \$500,000 for three permitholders that held a full live schedule in 1995, and closest to another state authorizing greyhound racing. <b><u>550.09514(1)</u></b></p> <p>Tax credit each state fiscal year equal to daily license fee on live races in previous state fiscal year. <b><u>550.0951(1)(a)</u></b></p> <p>Allows each permitholder that cannot utilize the full amount of the tax exemption or daily license fee tax credit to transfer the unused portion to a greyhound permitholder acting as a host track for intertrack wagering. <b><u>550.0951(1)(b)</u></b></p> <p>Tax credit each state fiscal year in an amount equal to the amount remitted in escheated tickets in prior state fiscal year. <b><u>550.1647</u></b></p>	<p>A permitholder that has incurred tax on handle and admissions that exceeds its operating earnings is entitled to credit the excess amount of taxes against its next ensuing meets. <b><u>550.09511(1)(b)</u></b></p> <p>Tax credit each state fiscal year equal to 25% of amount remitted in escheated tickets in prior state fiscal year. Funds equal to the tax credit shall be paid by the permitholder to the National Association of Jai Alai Frontons. <b><u>550.1646</u></b></p> <p>\$30,000 per performance exemption if live handle during the preceding state fiscal year was less than \$15 million. <u>This exemption applies to charity performances.</u> <b><u>550.09511(2)(a)1.</u></b></p> <p>A permitholder conducting fewer than 100 performances in any calendar year shall pay to the state the same aggregate amount of daily license fees on live games, admissions tax, and tax on live handle as that paid during the most recent prior calendar year in which at least 100 live performances were conducted. <b><u>550.09511(4)</u></b></p>	<p>Permitholders are allowed a credit of up to 1% of the paid taxes for the previous taxable year. The credit, if taken, is applied against taxes on live handle due for a taxable year under this section, and is paid directly to the Jockeys' Guild by the permitholders. <b><u>550.09515(6)</u></b></p>		
<b>CHARITY PERFORMANCES</b>					
	<p>Maximum of five days. <b><u>550.0351(1)</u></b></p> <p>Permitholders are allowed to conduct one additional day to be designated as "Greyhound Adopt-A-Pet Day." Proceeds are paid to "bona fide organizations" that promote the adoption of greyhounds. <b><u>550.1648(2)</u></b></p> <p>Permitholders shall pay from any source, including charity performances, not less than 10% of tax credit from escheated tickets to a bona fide greyhound adoption program. <b><u>550.1647</u></b></p>	<p>Maximum of five days. <b><u>550.0351(1)</u></b></p> <p>Permitholders are allowed to conduct two additional performances known as "Retired Jai Alai Players' Charity Day" for a fund to benefit retired jai alai players. <b><u>550.0351(8)</u></b></p>	<p>Maximum of five days. <b><u>550.0351(1)</u></b></p> <p>One additional scholarship day to tracks located in Hillsborough County for the benefit of Pasco-Hernando Community College. <b><u>550.0351(6)(a) and 550.0351(6)(b)</u></b></p>	<p>Maximum of five days. <b><u>550.0351(1)</u></b></p>	<p>Maximum of five days. <b><u>550.0351(1)</u></b></p>

This matrix represents a summary of 2011 Statutes. Please refer to the cite noted by statutory topic for specific language governing pari-mutuel wagering.

STATUTE TOPIC	STATUTE REFERENCE	SUMMARY
<b>FEES</b>		
<b>Slot License Fee</b>	551.106(1)(a), F.S.	Annual fee for each slot machine facility is \$2 million paid with the initial license application and annual thereafter on the anniversary date of the issuance of the initial license.
<b>Compulsive or Addictive Gambling Prevention Program Fee</b>	551.118(3), F.S.	Annual fee for each slot machine facility is \$250,000 paid at the same time the annual license fee is due, and annual thereafter.
<b>TAXES</b>		
<b>Tax on Slot Revenue</b>	551.106(2)(a) and 551.006(3), F.S.	35% of slot machine revenues, which is the total of all cash and property, received by the slot machine licensee from the operation of slot machines less the amount of cash, cash equivalents, credits, and prizes paid to winners of slot machine gaming shall be remitted by 3 p.m. Wednesday for the preceeding week ending Sunday.
<b>FINES</b>		
<b>Failure to Pay Slot Tax Fine</b>	551.106(4), F.S.	Up to \$10,000 for each day tax payment is not remitted timely.
<b>Civil Fine</b>	551.107(11), F.S.	The division may impose a civil fine of up to \$5,000 for each violation of this chapter or the rules of the division.
<b>False Statement Fine</b>	551.109(1), F.S.	Up to a \$10,000 fine or civil penalty for any person who knowingly makes or causes to be made, or aids, assists, or procures another to make a false statement in any report, disclosure, application, or any document required under Chapter 551, or any rule adopted under Chapter 551.
<b>Unauthorized Possession of Slot Machines Fine</b>	551.109(2), F.S.	Up to a \$10,000 administrative fine or civil penalty for any person who possesses a slot machine without the license required by Chapter 551, or who possesses a slot machine at any location other than at the slot machines licensee's facility.
<b>PENALTIES</b>		
<b>Slot Machine Licensee Civil Penalties</b>	551.117, F.S.	Up to a \$100,000 civil penalty for each count or separate offense against the slot machine licensee for violation of Chapter 551, or any rule adopted by the division.

This matrix represents a summary of 2011 Statutes. Please refer to the cite noted by statutory topic for specific language governing slot operations.